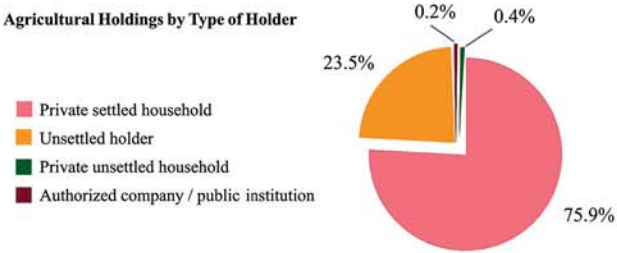


## AGRICULTURAL HOLDINGS<sup>1</sup>

Number of Holdings: 4.02 million



### Agricultural Holdings by Type of Holder



### Number of Agricultural Holdings by Type of Activity

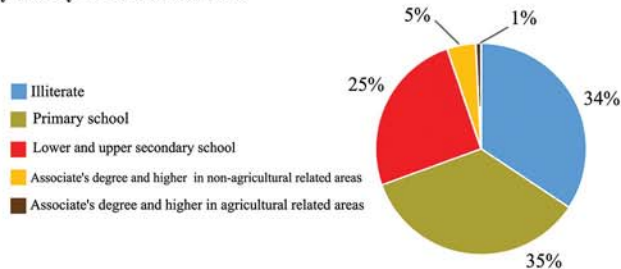
Temporary crops (annual) (million)	Permanent crops (horticulture) (million)	Traditional poultry (million)	Small livestock (million)	Large livestock (1000)	Greenhouse production (1000)	Pisciculture (1000)	Apiculture (1000)	Sericulture (1000)
2.5	1.9	1.2	1.2	710	14	13	52	9

1. National census of agriculture- 2014 (27 Sep.-9 Nov)

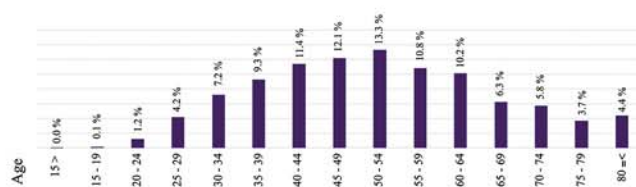
## AGRICULTURAL HOLDERS<sup>1</sup>

Number of Holders: 4.07 million

### By Literacy and Educational Level



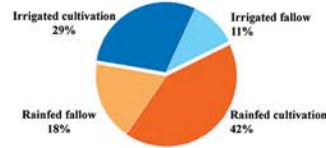
### Agricultural Holders by Age Groups



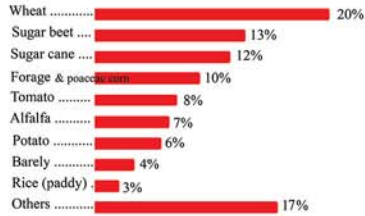
1. National census of agriculture- 2014

## TEMPORARY CROPS<sup>1</sup>

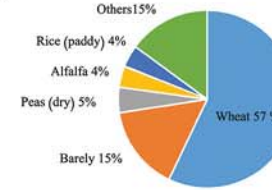
Arable Land Use: 15.5 million hectares



Production of Temporary Crops: Crop production: 64 million tonnes



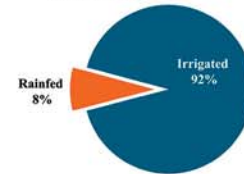
Cultivation Area of Temporary Crops (Area of cultivation: 11.4 million hectares)



1. Temporary crops (annual) survey- 2018 (crop year 2017-2018)

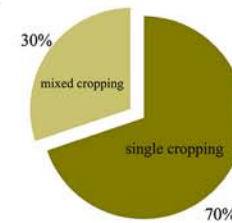
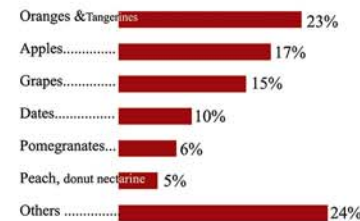
## PERMANENT CROPS<sup>1</sup>

Area of Permanent Croplands by Irrigated and Rained (1.9 million hectares)



Area of Permanent Croplands by Cultivation Type

Production of Permanent Crops: 12.9 million tonnes



1. Permanent crops (horticulture) survey- 2019

## EDIBLE MUSHROOM FARMING<sup>1</sup>

Total units 2017	Total units (operating) 2017	Production (1000t) 2016
1613	1045	63



1. Edible mushroom farms survey- 2017

## LIVESTOCK

Estimation of Milk Production- 2019  
8.8 million tonnes

Live Weight of Livestock Supplied for Slaughter:<sup>1</sup>  
1.4 million tonnes (Cattle, Sheep & Goat)



Number of Livestock<sup>1,2,3</sup>

Sheep and lambs (Mh) 2020	Goat & kids (Mh) 2020	Cattle & calves (Mh) 2020	Buffalo & calves (1000h) 2017	Camel & calves (1000h) 2017
48.2	16.7	4.8	127	141

Modern Cattle Farms<sup>4</sup>

Total units 2019	Number of dairy cattle farms 2019	Number of cattle and calves (Mh) 2019	Milk production (Mt) 2018	Number of beef cattle (1000h) 2018
26983	16836	1.7	5	654

Authorized Livestock Slaughterhouses<sup>5</sup>

Number of slaughterhouses	Meat production (1000t)
383	322



- Livestock survey- 2017
- Survey for quarterly measurement of the number and production of small livestock- 2020
- Survey for quarterly measurement of the number and production of large livestock- 2020
- Modern cattle farms survey- 2019
- Survey of livestock slaughter in the authorized slaughterhouses- 2019

## MODERN POULTRY FARMS

Broiler Chickens<sup>1</sup>

Total units 2018	Total units (operating) 2018	Chicken weight (Mt) 2017
20520	15322	2.5



Layer Chickens<sup>2</sup>

Total units 2018	Total units (operating) 2018	Production of edible eggs (1000t) 2017
1746	1352	674



- Broiler chickens farms survey- 2018
- Layer chickens farms survey- 2018