

Presidency Islamic Republic of Iran
Plan and Budget Organization
Statistical Centre of Iran

Selected Results of Livestock Holdings Survey

Summer, the Year 1396¹

¹ . Iranian year. For information, please see the next pages

Symbols:

- **Not collected**
- 000** **Not available**
- × **Not applicable**
- ×× **Not calculable**
- // **Negligible**
- * **Provisional**
- ** **Estimated figure**
- ⊙ **Not for publication (confidential figure)**

Where figures are rounded, discrepancies may occur between sums of the components and the total. All ratios and indices were calculated before rounding

Preface

This publication includes the selected results of the livestock holdings survey which appear in the form of a number tables for the use of users and researchers in the field of livestock

The livestock population of the I.R. Iran includes hundreds of thousands of livestock units throughout the country which are often run traditionally for the living economy of rural households. In order to provide a clear picture on the status of the livestock and livestock production in these units, designing and conducting a comprehensive survey in the form of census or sampling is needed. Accordingly, the sample survey on the national livestock holdings was taken in the middle of the summer, the year 1396 by the Statistical Centre of Iran (SCI).

Considering the widespread and distribution of the livestock units across the country, the SCI prepared the two-stage complex sampling survey. In that survey, a number of 6377 villages and cities were selected as sample units at the first stage. The list of livestock units was extracted from the results of the National Census of Agriculture conducted in the year 1382 and a number of 41251 holders were selected and enumerated as sample units at the second stage.

The SCI expresses its appreciation to all staff in the Provincial Plan and Budget Organizations in the country and also the livestock farmers who had sincere and great cooperation in the successful implementation of this survey.

We hope the provided information could be used for decision makers, planners and researchers and the SCI can take effective steps in providing and disseminating statistical information by using their valuable comments.

It should be mentioned that the information of this publication along with a lot of statistical data can be accessed for all users through the national statistical portal at: www.amar.org.ir,

Omid Ali Parsa
Head, Statistical Centre of Iran

Contents

Title	Page
Introduction	5
User's guide	6
General specifications of the survey	8
Definitions and concepts	10
Important findings	12
Statistical tables	
1. Number of holdings with livestock on enumeration day by province	17
2. Holdings with sheep and lambs on enumeration day and the number of their livestock by province ...	18
3. Holdings with goats and kids on enumeration day and the number of their livestock by province	20
4. Holdings with cattle and calves on enumeration day and the nubmber of their livestock by province ..	22
5. Milk production in holdings with livestock by kind of livestock and province	23
6. Number of livestock sold for slaughter and slaughtered in holdings with livestock activities by province	25
7. Amount of livestock feed consumed in the holdings with sheep and lambs and goats and kids by province	26
8. Amount of livestock feed consumed in the holdings with cattle and calves by province.....	28
9. Number of workers in holdings with livestock activities by province	30

Introduction

Since the SCI's establishment, implementation of agriculture censuses and sample surveys have been among the routine programs of this Centre in order to respond to the statistical needs of the planners in agricultural sector. The international organizations recommend that in the national censuses of agriculture only general information be collected in order to prepare up-to-date frame of activities in this sector and the detailed information on the subgroups be collected through the sample surveys. Accordingly, the Livestock Survey was implemented in summer, the year 1396¹ in 31 provinces of the country. In this survey, the following wide variety of information was collected:

- Number of holdings with livestock
- Number of sheep and lambs, goats and kids by age and sex
- Number of cattle and calves by breed, age and sex
- Number of camel and calves, buffaloes and calves
- Number of livestock born
- Number of livestock sold for slaughter
- Number of livestock slaughtered in the holding
- Quantity of milk production
- Quantity of wool, hair and soft wool
- Number of workers

Use of the provided information calls for knowledge of concepts, technical terms and implementing methods used in this survey which may be different from established understandings among the public. In order to prevent any personalized understandings on the survey results, users are recommended studying definitions and concepts used in this survey.

¹. It is the Iranian year which usually begins on the day of 21 March of the Gregorian calendar. To find the corresponding year of the Gregorian calendar, add 621 or 622 (depending on the time of the year) to a [solar Hijri](#) year. For example the corresponding year of the year 1396 in the Gregorian calendar is (21 March 2017-20 March 2018).

User's guide

Survey method and some of its characteristics

The statistical unit in this survey is the “holdings with livestock” which is the main statistical unit. This survey was taken as a two-stage sampling. In the first stage, a number of 6377 sample villages and cities were selected and in the second stage, 41251 sample holders were selected from the frame of the National Agriculture Census conducted in the year 1393 and were delivered to the executive organization of the survey in the provinces.

The needed information on the settled households of the holder and public institutions/authorized company was collected by face-to-face interview with the holder or a member of the household. The information on the unsettled households was collected by face-to-face interview with them or local informed people, if the holder were not available.

Important Notes on the Statistical Tables

Every statistical table comprises title, column headers, description column and context whose contents should be taken into consideration carefully. The tables include numbers that form statistical information and can be understood and explained by three parts (title, column headers and description). In some cases, subjects included in the three parts may not provide comprehensive information to understand the table; therefore, footnotes, definitions and explanations in this guide should be taken into account.

In the title of the tables, the subjects such as level of geographical coverage, statistical date and nature and the concept of the numbers in the table are explained in general. Column headers and description column specify nature and concept of the information in crossed cell of the table accurately. In statistical tables of this survey, description column includes information related to holdings with livestock.

Significant notes

- ✓ In reviewing the results of the survey, it should be noted that due to limitations on selecting the number of samples in provinces (because of executive considerations), estimates of the total country are more accurate than provincial estimates. Also, results of the survey are affected by relative errors in sampling survey.
- ✓ In reviewing the changes trend in the small livestock, please note that the survey time of the National Agriculture Censuses in the years 1372, 1382, and 1393 was in the month of Aban¹ when

¹ . 2 Iranian months and their equivalent in Gregorian calendar

Farvardin (21 March-20April)
 Ordibehesht (21 April-21 May)
 Khordad (22 May-21 June)
 Tir (22 June-22 July)
 Mordad (23 July-22 August)

Mehr (23 September-22 October)
 Aban (23 October-21 November)
 Azar (22 November-21 December)
 Dey (22 December-20 January)
 Bahman (21 January-19 February)

the population of the small livestock was at the lowest level and in the livestock sample survey. The survey time in the years 1384, 1387, 1390 and 1393 was winter (the beginning of the breeding season and increase in the population of the small livestock), but in the year 1396, the survey was conducted in the middle of the summer¹.

- ✓ The study conducted on the abundance of the cattle and calves and comparison between the results of this survey and the previous surveys and censuses on the changes in the number of different types of cattle and calves in the country (indigenous, crossbred, and exotics) show that the number of indigenous and crossbred ones, which are traditionally kept with households, is decreasing and the number of exotics ones, which are generally kept in the modern cattle farms according to the sound health, feeding principles and standards, is increasing.

1. Usually, the population of small livestock is at the highest level in the month of Ordibehesht and after this time, the population decreases gradually.

General specifications of the Survey

History

Since the years 1339 to 1366, the information on the livestock activities was collected and disseminated via the rural agricultural surveys along with other information on agriculture sector. After conducting the National Census of Agriculture in the year 1367 and providing the proper conditions for implementing the specialized sample surveys of the national livestock holdings, the first livestock sample survey was conducted in the year 1371 by using the mentioned Census. After implementing the National Census of Agriculture in the year 1382, the livestock sample surveys in the years 1384, 1387 and 1390 were conducted by using the frame of this Census. After the implementation of the National Census of Agriculture in the year 1393, the livestock sample surveys in the years 1393 and 1396 were carried out by using the frame of this Census.

Objectives of survey

The objective of the Livestock Holding Survey is to estimate the statistical information on different areas such as "the number of livestock types by age and sex", "the number of sold livestock for slaughtering", "milk production", "grazing time of small livestock on the pasture", "volume of fodders consumption" and "workers" for better understanding different aspects in this sector.

Survey method

The survey was conducted by using a two -stage sampling method.

Statistical population

In this survey, statistical population includes all agricultural holdings with livestock farm activities (breeding of sheep and lambs, goats and kids, cattle and calves, buffalo and calves and camel and calves) at the time of survey.

Statistical unit

In this survey, statistical unit is an agricultural holding with livestock farm activity which at least has two head of small livestock (sheep and lambs, and goats and kids) or at least one large livestock (cattle and calves, buffalo and calves and camel and calves) on enumeration day.

Statistical frame

The sampling frame at the first stage includes the list of all cities and villages which have livestock breeding activities according to the results of the National Census of Agriculture conducted in the year

1393 and the information on the number of livestock by type on enumeration day.

The sampling frame of the second stage includes all holdings which had livestock breeding activities on the day of the National Census of Agriculture conducted in the year 1393.

Statistical date

For some part of data, the day of survey is the statistical date and for other parts, the past 365 days as of the survey date.

Survey date

The survey date was from 24th of the month of Tir to 22nd of the month of Mordad of the year 1396(July 15 to August 13, 2017).

Data Collecting Method

The needed information on the households of the private settled holders and public institutions was collected through face-to-face interview with the holder or one member of the household. The information on private unsettled holders was collected via face-to-face interview with the holder or local informed people, otherwise.

Level of information dissemination

The results of this survey were disseminated at provincial level.

Definitions and concepts

Agricultural activities

Agricultural activities covered in the National Census of Agriculture conducted in the year 1393 are activities related to temporary crops, permanent crops, greenhouse production, animal husbandry (livestock raising), traditional raising of poultry, raising of honeybees (apiculture), raising of silkworms (sericulture) and fisheries. In this survey, just livestock was enumerated.

Animal husbandry

It includes raising of small and large livestock and these activities may be done in traditional or modern ways.

Small livestock: refers to sheep, lambs and goats and kids.

Large livestock: refers to cattle and calves, buffalo and calves and camel and calves.

Agricultural holdings

All agricultural activities run by a single management is "an agricultural production unit" called agricultural holding.

Holding with livestock

In this survey, each of agricultural holdings with at least two head of small livestock or one large livestock are called "holdings with livestock".

Holder of agricultural holding

Holding management is typically exercised by members of one or more households (natural persons) or by a public institute/authorized company (legal persons). The person/ persons, running the agricultural holding, who are technically and economically responsible for the holding as well as contributes to its economic profit and loss are called "agricultural holder".

Holder with livestock

This term is used for a person who has at least two head of small livestock or one large livestock on enumeration day and manages the holding alone or jointly. He/she is responsible for the holding technically and economically as well as directly contributes to its economic profit and loss.

Settled holder

A natural person who has a private holding within the limit of a village or a city of his/her own residence, or contributes to the management of one or more joint holdings with other households.

Unsettled holder

A natural person who lives in a city or a village other than the place of holding (in the sample city or village), regardless of having or not having a holding in the city or village of his/ her own residence.

Authorized company/public institute

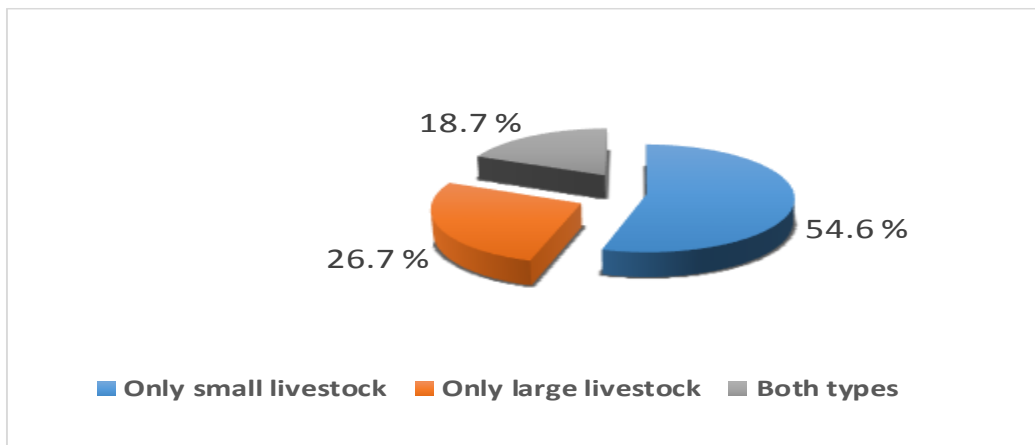
Authorized company refers to any kind of company which is established and registered legally as a company. Public institute is any kind of government organization or non-private institute (except companies).

Important findings

Holdings with livestock activities

On the basis of the results of this survey conducted in summer of the year 1396, there were a number of 1394000 holdings with livestock activities in the country which had one of livestock types (cattle, sheep, goats, buffalo, and camels) on enumeration day. Also, these results show that 54.6 and 26.7 percent of these holdings had only small livestock and only large livestock, respectively and 18.7 percent had both types.

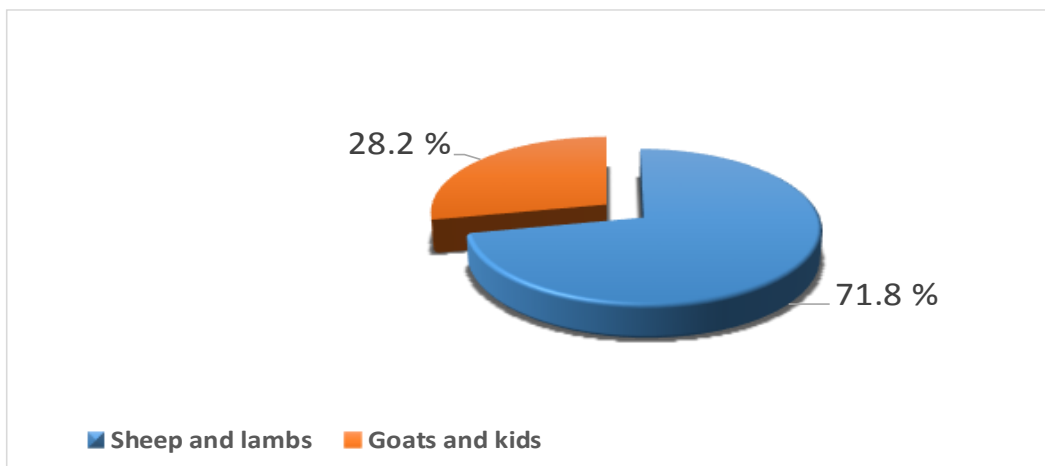
Percentage of national holdings with livestock



Holdings with small livestock

The results of this survey show that 1022000 holdings had small livestock on enumeration day out of which 40030000 and 15711000 head were sheep and goats, respectively.

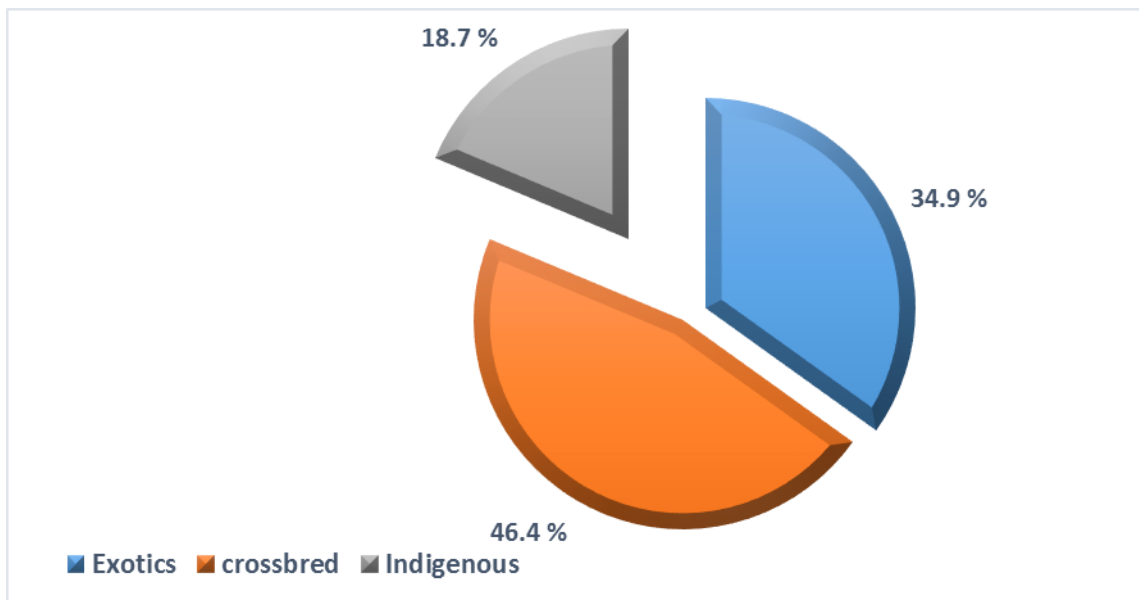
Percentage of the small livestock types



Holdings with cattle and calves

In this survey, there were 620000 holdings with cattle and calves on enumeration day out of which 1702000, 2262000 and 915000 head were indigenous, crossbred and exotics cattle and calves respectively.

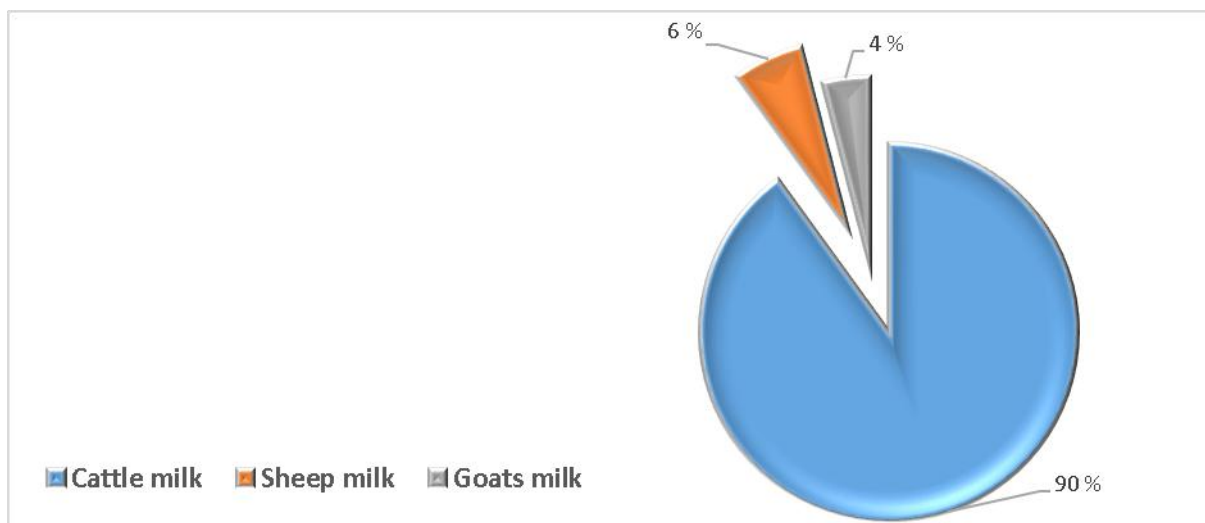
Percentage of cattle and calves types



Milk production

The amount of milk produced from cows, sheep and goats during the last 365 days ending the survey day was 7573000 tons, out of which 90, 6 and 4 percent was for milk of cattle, sheep and goats respectively.

Percentage of milk production by livestock types



Number of livestock sold for slaughter and slaughtered livestock in holdings with livestock

activities

Based on the results of this survey, the number of sheep and lambs, goats and kids, and cattle and calves sold for slaughter were 10250000, 3344000 and 1176000 head, respectively. Number of sheep and lambs, goats and kids, and cattle and calves slaughtered in holdings were 1823000, 1041000 and 59000 head, respectively.

Feeds consumed by livestock

The amount of feeds consumed by cattle and calves during the 365 days ending the enumeration day was 20888000 tons including straw (24.3 percent,) corn silage (19.2 percent), alfalfa, clover, dried sativa (17.5 percent), ready-made concentrate (12.5 percent), bran (9 percent), barley (7.4 percent), and other animal feeds (10.1 percent).

The amount of feeds consumed by sheep and lambs, and goats and kids during the 365 days ending the enumeration day was 15677000 tons including straw (34.3 percent), alfalfa, clover and dried sativa (22.3 percent), barley (22.2 percent), bran (4.7 percent), ready-made concentrate (3.8 percent), corn silage (2.8 percent); and other animal feeds (9.9 percent.)

Number of workers in holdings with livestock activities

The results show that during the 365 days ending the enumeration day, a number of 3125000 persons worked in the national livestock holdings of which 64.8% were men and the rest was women.

Statistical tables

**1. NUMBER OF HOLDINGS WITH LIVESTOCK ON ENUMERATION DAY BY PROVINCE
(holding)**

Province	Total	Only small livestock	Only large livestock	Both small & large livestock
Total country	1394390	761706	372085	260599
East Azarbayejan	91633	34362	36418	20853
West Azarbayejan	87667	35278	38094	14295
Ardebil	43874	14431	19615	9829
Esfahan	40360	22095	9454	8811
Alborz	3288	1840	949	498
Ilam	15609	9399	2639	3572
Bushehr	11865	9407	1398	1060
Tehran	7553	3641	2364	1548
Chaharmahal & Bakhtiari	21548	9038	5909	6601
South Khorasan	49138	41505	1818	5815
Khorasan-e-Razavi	139527	105112	21380	13036
North Khorasan	39793	28710	4754	6328
Khuzestan	69957	21184	26307	22466
Zanjan	33102	15752	9362	7988
Semnan	13771	10508	1722	1541
Sistan & Baluchestan	123561	94664	1804	27094
Fars	62571	47595	9826	5150
Qazvin	20427	7963	7205	5259
Qom	4000	2162	1091	747
Kordestan	43799	16240	16590	10970
Kerman	92332	61790	12173	18368
Kermanshah	24954	17689	4248	3017
Kohgiluyeh & Boyerahmad	33916	18430	10952	4533
Golestan	38791	14735	14867	9188
Gilan	63172	2000	51392	9779
Lorestan	42278	20804	15547	5928
Mazandaran	47195	14172	20988	12035
Markazi	29794	14274	9582	5938
Hormozgan	40805	28827	2019	9958
Hamedan	40305	23208	9909	7188
Yazd	17804	14890	1709	1205

2. HOLDINGS WITH SHEEP AND LAMBS ON ENUMERATION DAY AND THE NUMBER OF THEIR LIVESTOCK BY PROVINCE (holding-head)

Province	Number of holdings	Number of sheep and lambs on enumeration day		
		Total		
		Both sexes	Female	Male
Total country	801935	40029687	32263895	7765791
East Azarbayejan	54598	3084222	2398210	686011
West Azarbayejan	48009	3735008	2911043	823965
Ardebil	23969	1684676	1324366	360310
Esfahan	25570	1220874	1007101	213773
Alborz	2305	287223	209161	78063
Ilam	10595	673339	606827	66512
Bushehr	3107	171392	147634	23758
Tehran	4931	778214	610390	167823
Chaharmahal & Bakhtiari	11724	857557	734448	123108
South Khorasan	37660	652758	519125	133633
Khorasan-e-Razavi	111971	4516783	3879515	637268
North Khorasan	33554	1644837	1356930	287908
Khuzestan	30494	2630698	2254538	376160
Zanjan	21654	876855	690483	186372
Semnan	11322	1344947	1116210	228737
Sistan & Baluchestan	61701	1341158	1031027	310131
Fars	32874	1890174	1494779	395395
Qazvin	12750	834232	631597	202635
Qom	2699	262334	172056	90278
Kordestan	25704	1077591	861632	215959
Kerman	48732	1641253	1289855	351398
Kermanshah	9672	348838	318077	30762
Kohgiluyeh & Boyerahmad	21722	1156298	931739	224559
Golestan	22580	1179551	1020292	159260
Gilan	11728	618348	472123	146225
Lorestan	24136	1708059	1467269	240790
Mazandaran	26032	1178677	948152	230525
Markazi	19242	1235294	833274	402020
Hormozgan	10213	173577	141977	31599
Hamedan	29816	951523	676992	274531
Yazd	10872	273398	207075	66323

2. HOLDINGS WITH SHEEP AND LAMBS ON ENUMERATION DAY AND THE NUMBER OF THEIR LIVESTOCK BY PROVINCE (continued) (holding-head)

Province	Number of sheep and lambs on enumeration day					
	One year old and over			Less than one year old		
	Both sexes	Female	Male	Both sexes	Female	Male
Total country	27461578	24738961	2722618	12568108	7524935	5043174
East Azarbayejan	1961603	1735241	226362	1122618	662969	459649
West Azarbayejan	2408782	2187569	221213	1326226	723474	602753
Ardebil	1055130	975019	80110	629547	349347	280200
Esfahan	823924	752714	71210	396950	254386	142564
Alborz	186854	149458	37396	100369	59703	40666
Ilam	545106	512500	32606	128233	94327	33906
Bushehr	131629	121383	10246	39763	26251	13512
Tehran	533819	472362	61457	244395	138028	106366
Chaharmahal & Bakhtiari	595993	565897	30097	261563	168552	93012
South Khorasan	444411	391315	53096	208347	127810	80537
Khorasan-e-Razavi	3406296	3223326	182969	1110487	656188	454299
North Khorasan	1122438	1050028	72410	522400	306902	215498
Khuzestan	1915752	1729106	186646	714945	525431	189514
Zanjan	566461	501427	65034	310394	189056	121338
Semnan	916145	859366	56779	428802	256844	171958
Sistan & Baluchestan	908395	752496	155898	432763	278530	154233
Fars	1301122	1169190	131932	589052	325589	263463
Qazvin	539087	466265	72821	295145	165332	129813
Qom	158377	128030	30347	103956	44026	59931
Kordestan	673459	632125	41334	404132	229507	174625
Kerman	1166034	995446	170588	475219	294409	180810
Kermanshah	272811	257773	15038	76027	60304	15723
Kohgiluyeh & Boyerahmad	795874	718836	77037	360424	212902	147522
Golestan	887428	819752	67676	292124	200540	91584
Gilan	435190	356249	78941	183158	115874	67284
Lorestan	1216991	1139685	77306	491068	327584	163483
Mazandaran	811845	712071	99774	366831	236081	130751
Markazi	782331	620180	162151	452963	213094	239869
Hormozgan	122793	109313	13480	50783	32664	18119
Hamedan	593165	477920	115245	358358	199072	159286
Yazd	182333	156915	25417	91066	50159	40906

3. HOLDINGS WITH GOATS AND KIDS ON ENUMERATION DAY AND THE NUMBER OF THEIR LIVESTOCK BY PROVINCE (holding-head)

Province	Number of holdings	Number of goats and kids on enumeration day		
		Total		
		Both sexes	Female	Male
<i>Total country</i>	<i>712962</i>	<i>15711084</i>	<i>12526948</i>	<i>3184136</i>
East Azarbayejan	37580	524601	403928	120673
West Azarbayejan	32844	399363	322081	77282
Ardebil	17432	318881	241954	76927
Esfahan	18525	504978	387142	117837
Alborz	1642	43379	31134	12245
Ilam	10284	269433	237644	31789
Bushehr	9688	305124	253715	51409
Tehran	3807	125782	91185	34597
Chaharmahal & Bakhtiari	10404	308131	264108	44023
South Khorasan	41441	739232	573918	165313
Khorasan-e-Razavi	81216	721683	582406	139277
North Khorasan	20314	211303	166785	44518
Khuzestan	32747	1218860	1050375	168485
Zanjan	16619	187714	153269	34445
Semnan	8356	357763	287674	70089
Sistan & Baluchestan	94170	1891389	1375057	516331
Fars	47361	2419065	1941231	477834
Qazvin	4463	99334	76453	22880
Qom	1586	46458	28092	18366
Kordestan	18940	224253	176794	47459
Kerman	61670	1837140	1414242	422899
Kermanshah	19633	913257	818909	94348
Kohgiluyeh & Boyerahmad	15304	191800	159298	32502
Golestan	7561	210547	175475	35073
Gilan	4765	78881	59969	18912
Lorestan	19393	375159	307780	67379
Mazandaran	4525	79299	60723	18576
Markazi	11075	168848	121397	47451
Hormozgan	37382	632898	526517	106381
Hamedan	11133	87651	66024	21627
Yazd	11103	218876	171666	47210

3. HOLDINGS WITH GOAT AND KIDS ON ENUMERATION DAY AND THE NUMBER OF THEIR LIVESTOCK BY PROVINCE (continued) (holding-head)

Province	Number of goats and kids on enumeration day					
	One year old and over			Less than one year old		
	Both sexes	Female	Male	Both sexes	Female	Male
Total country	10922044	9558077	1363967	4789039	2968871	1820169
East Azarbayejan	324051	290413	33638	200550	113516	87034
West Azarbayejan	268165	241562	26604	131198	80519	50679
Ardebil	190585	170211	20374	128296	71743	56553
Esfahan	331038	289343	41695	173940	97799	76142
Alborz	28883	21468	7415	14496	9667	4830
Ilam	206812	191462	15351	62621	46183	16438
Bushehr	230742	206223	24519	74382	47492	26890
Tehran	91039	70322	20717	34743	20863	13880
Chaharmahal & Bakhtiari	193908	177279	16629	114223	86829	27394
South Khorasan	502966	436692	66274	236266	137226	99039
Khorasan-e-Razavi	498836	453458	45378	222847	128948	93899
North Khorasan	138705	121082	17623	72598	45703	26895
Khuzestan	838671	772490	66181	380189	277886	102304
Zanjan	126767	111672	15094	60947	41597	19350
Semnan	243887	222212	21675	113876	65461	48414
Sistan & Baluchestan	1368900	1052592	316308	522488	322466	200023
Fars	1753109	1568529	184580	665956	372702	293254
Qazvin	60648	51491	9157	38686	24963	13723
Qom	24725	18955	5770	21733	9137	12596
Kordestan	141747	129291	12456	82506	47503	35002
Kerman	1281070	1069173	211897	556070	345069	211002
Kermanshah	676564	649459	27105	236693	169451	67243
Kohgiluyeh & Boyerahmad	133381	118861	14520	58420	40437	17982
Golestan	144555	132222	12333	65992	43253	22740
Gilan	53063	42408	10655	25819	17561	8257
Lorestan	258715	230127	28588	116445	77653	38792
Mazandaran	50319	43040	7279	28980	17683	11297
Markazi	107846	86284	21561	61003	35113	25890
Hormozgan	447083	410846	36236	185815	115671	70144
Hamedan	52939	46271	6668	34712	19753	14959
Yazd	152326	132640	19685	66550	39026	27525

4. HOLDINGS WITH CATTLE AND CALVES ON ENUMERATION DAY AND THE NUMBER OF THEIR LIVESTOCK BY PROVINCE (holding-head)

Province	Number of holdings	Number of cattle and calves on enumeration day		
		Total		
		Both sexes	Female	Male
Total country	619667	4879363	3569304	1310058
East Azarbayejan	56454	372587	282142	90445
West Azarbayejan	52233	317479	229013	88466
Ardebil	29297	260046	194217	65829
Esfahan	17880	341308	296824	44484
Alborz	1441	82141	59793	22348
Ilam	6210	36771	30481	6289
Bushehr	2444	17951	12461	5489
Tehran	3885	336774	205483	131291
Chaharmahal & Bakhtiari	12510	60342	50133	10209
South Khorasan	6859	25788	19124	6663
Khorasan-e-Razavi	34412	259728	207862	51866
North Khorasan	11083	44633	34473	10160
Khuzestan	46863	315485	251356	64128
Zanjan	17349	95391	72066	23325
Semnan	2799	56930	39213	17717
Sistan & Baluchestan	24582	112381	68167	44214
Fars	14968	186451	129305	57146
Qazvin	12458	193765	102458	91307
Qom	1836	76550	15377	61173
Kordestan	27560	115759	88144	27615
Kerman	29166	126912	97665	29247
Kermanshah	7265	23840	19461	4378
Kohgiluyeh & Boyerahmad	15476	78108	60462	17646
Golestan	23611	140698	122712	17986
Gilan	60875	342400	275506	66894
Lorestan	21474	108368	85976	22392
Mazandaran	33023	399626	309978	89648
Markazi	15520	170173	73699	96474
Hormozgan	10315	28557	19135	9422
Hamedan	17097	74522	52210	22312
Yazd	2722	77900	64406	13494

**4. HOLDINGS WITH CATTLE AND CALVES ON ENUMERATION DAY AND THE
NUMBER OF THEIR LIVESTOCK BY PROVINCE (continued) (holding-head)**

Province	Number of cattle and calves on enumeration day					
	Two years old and over			Less than two years old		
	Both sexes	Female	Male	Both sexes	Female	Male
Total country	2863180	2495841	367340	2016182	1073464	942719
East Azarbayejan	225989	197642	28347	146598	84500	62098
West Azarbayejan	186039	158300	27738	131440	70713	60728
Ardebil	148401	130248	18153	111645	63968	47677
Esfahan	195758	187068	8691	145550	109756	35794
Alborz	44543	39280	5263	37597	20512	17085
Ilam	23452	22412	1039	13319	8069	5250
Bushehr	13106	10359	2746	4845	2102	2743
Tehran	151897	135051	16847	184876	70432	114444
Chaharmahal & Bakhtiari	35396	34041	1355	24946	16092	8854
South Khorasan	14386	13071	1315	11402	6053	5349
Khorasan-e-Razavi	163202	146986	16215	96526	60876	35650
North Khorasan	25744	23659	2086	18889	10814	8074
Khuzestan	204981	184080	20901	110504	67277	43227
Zanjan	57342	49929	7413	38049	22137	15912
Semnan	33591	27524	6067	23339	11689	11650
Sistan & Baluchestan	77737	48977	28759	34645	19190	15455
Fars	111281	93410	17871	75170	35895	39275
Qazvin	80957	69616	11341	112808	32842	79966
Qom	16047	11100	4948	60502	4278	56225
Kordestan	65494	62682	2812	50265	25462	24803
Kerman	90313	75406	14907	36598	22259	14339
Kermanshah	15382	14400	982	8458	5062	3396
Kohgiluyeh & Boyerahmad	45563	41178	4385	32545	19284	13261
Golestan	95512	91004	4508	45186	31708	13478
Gilan	225441	198913	26528	116959	76593	40366
Lorestan	65867	61901	3966	42500	24074	18426
Mazandaran	266780	226339	40441	132846	83639	49207
Markazi	81679	52517	29162	88494	21182	67312
Hormozgan	17775	13530	4245	10782	5605	5177
Hamedan	42229	35845	6384	32294	16366	15928
Yazd	41296	39372	1925	36604	25034	11569

5. MILK PRODUCTION IN HOLDINGS WITH LIVESTOCK BY KIND OF LIVESTOCK AND PROVINCE (holding-head-metric ton)

Province	Total milk production	Cattle			Sheep			Goat		
		Number of holdings	Milked livestock	Milk production	Number of holdings	Milked livestock	Milk production	Number of holdings	Milked livestock	Milk production
Total country	7572825	556673	1860182	6811482	474615	12846569	449718	528379	6080868	311625
East Azarbayejan	486556	52306	158663	383174	51635	1469897	78915	34489	276273	24468
West Azarbayejan	398939	49475	122237	325366	44908	1670043	60389	29565	194543	13184
Ardebil	301627	28144	97876	255556	21293	809924	32933	16109	188511	13138
Esfahan	974538	16529	155374	958757	5279	105767	6832	12639	192352	8949
Alborz	227718	1100	30636	222147	1663	115568	4120	1343	17595	1451
Ilam	53767	5819	21165	37922	4427	197826	8677	6438	127159	7168
Bushehr	15436	1992	5272	8247	847	29954	1659	4118	79093	5529
Tehran	946595	2495	110169	927873	2633	203679	15002	2585	54720	3720
Chaharmahal & Bakhtiari	138766	11366	26086	127101	3427	159952	2832	7965	211735	8833
South Khorasan	79225	6385	12524	60739	23939	226598	5136	35313	311608	13350
Khorasan-e-Razavi	854890	32519	133407	794405	88689	2451842	47474	65065	378703	13010
North Khorasan	87544	11086	20610	69522	26372	626497	15271	13659	82872	2751
Khuzestan	234737	44277	116500	194908	7988	216861	11826	19477	484248	28002
Zanjan	142244	15118	36735	111471	19409	337782	22556	14646	89552	8217
Semnan	138311	2251	20951	125617	4600	475725	7898	4524	134412	4795
Sistan & Baluchestan	80279	14964	30705	49377	21620	216000	10953	53882	327199	19949
Fars	451778	13956	81997	401482	16440	496697	14502	37588	923164	35794
Qazvin	307610	9943	51013	302222	2037	65644	3540	2263	19945	1848
Qom	64446	959	9375	62575	624	18993	1063	687	9544	808
Kordestan	129093	27611	57974	105519	22450	423062	15131	16767	115723	8442
Kerman	162374	26220	49555	112029	34807	625564	20060	52611	639704	30285
Kermanshah	65035	7101	11563	36679	2159	39213	1296	19138	514535	27061
Kohgiluyeh & Boyerahmad	127317	14534	38213	105732	18589	562949	16080	13752	104226	5505
Golestan	133064	19063	53227	125489	6026	279673	5915	2879	61000	1660
Gilan	84692	48090	114925	73999	9486	236490	9503	4061	26988	1189
Lorestan	120112	20812	52040	107386	7705	215739	6446	15117	181161	6280
Mazandaran	251632	31059	129790	234551	14499	401212	15395	2953	32214	1686
Markazi	146911	13651	33568	142521	1804	38067	2259	4080	33596	2132
Hormozgan	22978	7626	10496	19629	1460	13338	353	16195	120364	2996
Hamedan	136500	17504	33960	129933	6348	74895	4628	8304	33498	1939
Yazd	208112	2716	33576	199554	1450	41121	1072	10169	114630	7487

6. NUMBER OF LIVESTOCK SOLD FOR SLAUGHTER AND SLAUGHTERED IN HOLDINGS WITH LIVESTOCK ACTIVITIES BY PROVINCE (head)

Province	Sheep and lambs		Goats and kids		Cattle and calves	
	Sold for slaughter	Slaughtered in the holding	Sold for slaughter	Slaughtered in the holding	Sold for slaughter	Slaughtered in the holding
Total	10250036	1822987	3344161	1041472	1175763	59349
East Azarbayejan	284966	98956	26832	13201	54853	3350
West Azarbayejan	589611	80484	25487	21405	31392	3555
Ardebil	452285	86821	46943	22935	44826	2645
Esfahan	454585	69502	105905	27204	75341	5941
Alborz	66656	11585	9227	1112	29356	824
Ilam	273413	37220	93461	25266	8296	401
Bushehr	77167	4247	97837	16105	5590	48
Tehran	298926	31994	61270	9971	158490	1599
Chaharmahal & Bakhtiari ..	457099	42695	142039	22190	18808	491
South Khorasn	150373	68676	120030	79196	4513	49
Khorasan-e-Razavi	1396184	257557	167469	56957	52331	4961
North Khorasn	278660	64154	25007	12783	6459	81
Khuzestan	681634	76059	314947	60298	77018	4636
Zanjan	114527	42429	21565	8225	12692	1268
Semnan	426116	46014	69928	20542	15917	408
Sistan & Baluchestan	128851	124328	149750	188924	29100	1151
Fars	826090	100905	727942	116084	69179	3052
Qazvin	186659	24424	23660	2865	94920	2212
Qom	160631	8829	23980	3515	43981	467
Kordestan	266220	32299	50171	8046	33687	612
Kerman	392629	119217	364428	132697	33851	4061
Kermanshah	152084	14042	315256	42539	3121	90
Kohgiluyeh & Boyerahmad ..	157909	52656	23018	18490	6710	624
Golestan	315812	56053	43355	12770	20556	1331
Gilan	81336	13930	14615	1190	58718	1182
Lorestan	587625	47624	139343	22383	26317	518
Mazandaran	311005	61550	19757	5937	68843	7074
Markazi	336159	60909	23375	13091	55497	3345
Hormozgan	20585	8309	48260	49627	3233	1163
Hamedan	236449	56360	10608	10114	16441	1166
Yazd	87791	23161	38695	15811	15729	1041

7. AMOUNT OF LIVESTOCK FEED CONSUMED IN THE HOLDINGS WITH SHEEP AND LAMBS AND GOATS AND KIDS BY PROVINCE (Ton)

Province	Straw	Alfalfa, clover, dried sativa	Barley	Bran	corn silage
Total	5377456	3496569	3484313	738960	441044
East Azarbayejan	292049	368295	141227	39239	23504
West Azarbayejan	424987	534457	200242	48592	40807
Ardebil	161497	188502	119874	25087	18881
Esfahan	263863	201878	131850	48935	14347
Alborz	22339	19669	19481	7241	6695
Ilam	106831	11898	68926	3218	2012
Bushehr	34743	16416	18170	4760	200
Tehran	89403	70545	69081	31418	12451
Chaharmahal & Bakhtiari	119475	99182	82157	8185	6119
South Khorasn	78434	36196	61687	16430	4465
Khorasan-e-Razavi	564864	219893	589672	58239	52944
North Khorasn	156361	64051	144304	24669	10864
Khuzestan	1094261	337334	532444	81641	95881
Zanjan	95806	93303	39174	14343	2672
Semnan	105214	76026	123449	33938	25154
Sistan & Baluchestan	124084	69860	51023	34863	291
Fars	297112	219504	244700	35457	34575
Qazvin	48482	43738	39853	12981	9767
Qom	44890	43164	41705	4200	994
Kordestan	108881	83150	33079	6026	1600
Kerman	164539	212860	110655	19498	11326
Kermanshah	58243	21804	31661	983	247
Kohgiluyeh & Boyerahmad	136417	25623	61842	6397	2958
Golestan	100340	29292	94329	49078	17818
Gilan	19238	12502	11745	6715	814
Lorestan	157468	27961	120226	2687	1417
Mazandaran	69389	36949	40470	56028	5789
Markazi	178524	137227	126258	16559	17689
Hormozgan	13643	15606	13624	8065	921
Hamedan	156781	109788	79568	26352	14260
Yazd	89298	69897	41837	7138	3583

7. AMOUNT OF LIVESTOCK FEED CONSUMED IN THE HOLDINGS WITH SHEEP AND LAMBS AND GOAT AND KIDS BY PROVINCE (continued) (Ton)

Province	Ready –made concentrate	Dried beet pulp	Meal	Other
Total	596436	288844	54806	1198312
East Azarbayejan	35110	15351	950	45881
West Azarbayejan	77820	42292	909	52411
Ardebil	11712	28218	1194	51657
Esfahan	21577	27399	720	72562
Alborz	1716	1806	347	3588
Ilam	3330	0	0	2615
Bushehr	41	6	0	7241
Tehran	7403	13540	7604	29832
Chaharmahal & Bakhtiyari	5748	4772	3045	2799
South Khorasn	25156	1533	256	13538
Khorasan-e-Razavi	131832	37467	1522	77642
North Khorasn	30545	36264	3703	12548
Khuzestan	41534	13496	1065	77428
Zanjan	8082	29	1656	2653
Semnan	45465	6534	2378	12170
Sistan & Baluchestan	3476	250	946	439108
Fars	17042	14113	6309	30141
Qazvin	9606	2415	94	6997
Qom	11312	340	2667	3802
Kordestan	4992	121	11	45849
Kerman	17795	5073	4829	87905
Kermanshah	2207	20	64	25009
Kohgiluyeh & Boyerahmad	1798	457	1524	1488
Golestan	14460	17946	444	11247
Gilan	2139	2369	511	7549
Lorestan	2933	89	116	1864
Mazandaran	8522	11283	5525	16977
Markazi	26529	1053	4450	9322
Hormozgan	241	796	79	22879
Hamedan	8792	2106	140	2954
Yazd	17520	1708	1748	20656

8. AMOUNT OF LIVESTOCK FEED CONSUMED IN THE HOLDINGS WITH CATTLE AND CALVES BY PROVINCE

Province	Straw	Alfalfa, clover, dried sativa	Corn silage	Bran	Ready –made concentrate
Total	5082807	3660540	4001294	1886414	2612234
East Azarbayejan	409509	387528	120577	129794	125457
West Azarbayejan	417018	453680	160239	153134	110570
Ardebil	302206	265463	99560	90246	10079
Esfahan	281488	372273	804010	147157	500543
Alborz.....	47258	78765	144313	35439	38906
Ilam	63666	21544	5039	12758	7009
Bushehr	18403	6228	5014	10103	1382
Tehran	274969	306077	725002	158266	232400
Chaharmahal & Bakhtiari	95762	83405	96816	29157	35992
South Khorasn	28650	15006	16479	8847	23112
Khorasan-e-Razavi	392381	225046	404025	82181	474779
North Khorasn	45750	18806	13612	15479	53241
Khuzestan	507391	135321	70888	141147	36200
Zanjan	70512	82933	64363	30322	41956
Semnan	47901	40781	59721	10856	64676
Sistan & Baluchestan	106504	36082	5626	55081	8432
Fars	187552	104596	324038	111996	104491
Qazvin	161221	204065	365449	90665	116926
Qom	39502	47430	23410	14914	77037
Kordestan	127824	90264	11930	24118	11288
Kerman	137203	99542	24417	14511	26943
Kermanshah	30443	20219	18171	4194	1593
Kohgiluyeh & Boyerahmad	90284	21971	11918	18011	11767
Golestan	148421	11999	65234	74635	55094
Gilan	154262	13149	15340	60622	15887
Lorestan	117023	54521	16973	28580	28044
Mazandaran	304538	93757	43648	190938	54302
Markazi	230552	189713	123879	69565	82160
Hormozgan	44043	17848	2119	26201	4950
Hamedan	96871	65132	38917	40803	31131
Yazd	103703	97394	120571	6693	225887

8. AMOUNT OF LIVESTOCK FEED CONSUMED IN THE HOLDINGS WITH CATTLE AND CALVES BY PROVINCE (continued)

Province	Barley	Meal	Dried beet pulp	Other
Total	1553128	331762	541091	1219191
East Azarbayejan	109132	8709	16818	48982
West Azarbayejan	78297	3772	49757	49195
Ardebil	104172	13040	15728	72160
Esfahan	133089	41407	119698	101034
Alborz	47125	15824	7796	15062
Ilam	10657	288	509	3055
Bushehr	3091	0	91	9453
Tehran	219871	91329	106116	137549
Chaharmahal & Bakhtiari	35905	8980	6735	9097
South Khorasn	2773	931	279	3400
Khorasan-e-Razavi	114264	17271	14858	37271
North Khorasn	13619	882	2875	8086
Khuzestan	124033	1401	8171	59752
Zanjan	18952	5815	4500	4233
Semnan	13804	3679	4882	4450
Sistan & Baluchestan	17312	1233	0	183567
Fars	50573	6537	11806	70303
Qazvin	96649	29018	10095	81765
Qom	31011	1184	2171	30378
Kordestan	7855	1605	343	29638
Kerman	15085	2853	3623	67618
Kermanshah	5670	456	760	10318
Kohgiluyeh & Boyerahmad ...	22528	4080	1213	2204
Golestan	35359	6226	14029	14183
Gilan	12499	1755	13496	33978
Lorestan	31987	1535	1478	1827
Mazandaran	46233	12815	62448	32566
Markazi	116717	34202	28009	43065
Hormozgan	2484	328	2411	30579
Hamedan	25710	6609	5170	7801
Yazd	6674	7999	25224	16621

**9. NUMBER OF WORKERS IN HOLDINGS WITH LIVESTOCK ACTIVITIES BY PROVINCE
(Person)**

Province	Total	Male workers		Female workers	
		Paid	Unpaid	Paid	Unpaid
Total country	3125382	332897	1690824	21792	1079869
East Azarbayejan	247578	11862	140289	987	94440
West Azarbayejan	249155	30011	122500	1263	95381
Ardebil	135123	7977	70925	1583	54637
Esfahan	74957	15010	49287	339	10320
Alborz	8453	3229	4685	73	466
Ilam	37216	649	18810	118	17640
Bushehr	21284	1301	11730	254	7999
Tehran	24465	10870	11228	72	2295
Chaharmahal & Bakhtiari	47891	6544	26475	48	14824
South Khorasan	102851	8739	57492	493	36126
Khorasan-e-Razavi	293577	52707	155896	1571	83403
North Khorasan	95257	6945	47070	504	40738
Khuzestan	181830	8338	93850	724	78917
Zanjan	89029	7438	48570	698	32323
Semnan	29206	9600	16641	226	2738
Sistan & Baluchestan	200086	49245	102723	3031	45086
Fars	137404	11210	82253	1501	42440
Qazvin	40267	5365	26720	373	7809
Qom	6882	1904	4399	5	574
Kordestan	106687	11239	46637	98	48713
Kerman	192231	20710	98201	3481	69839
Kermanshah	71979	1669	33119	326	36865
Kohgiluyeh & Boyerahmad	91214	2282	46374	549	42009
Golestan	84773	8729	50242	21	25781
Gilan	117867	3320	70687	1038	42821
Lorestan	95388	612	51080	76	43621
Mazandaran	84183	9648	53038	255	21243
Markazi	64775	8559	41113	302	14800
Hormozgan	75387	8355	35152	1461	30419
Hamedan	88789	5762	53899	77	29051
Yazd	29600	3066	19739	245	6551