

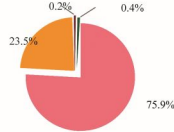
## AGRICULTURAL HOLDINGS

Number of Holdings: 4.02 million



### Agricultural Holdings by Type of Holder

- Private settled household
- Unsettled holder
- Private unsettled household
- Authorized company / public Institution



### Number of Agricultural Holdings by Type of Activity

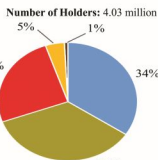
Temporary crops (annual) (million)	Permanent crops (horticulture) (million)	Traditional poultry (million)	Small livestock (million)	Large livestock (1000)	Greenhouse cultivation (1000)	Pisciculture (1000)	Apiculture (1000)	Sericulture (1000)
2.5	1.9	1.2	1.2	710	14	13	52	9

1. National census of agriculture- 2014 (27 Sep-9 Nov)

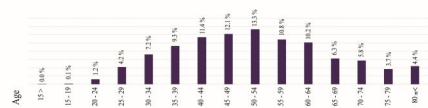
## AGRICULTURAL HOLDERS

### By Literacy and Educational Level

- Illiterate
- Primary school
- Lower and upper secondary school
- Associate's degree and higher in non-agricultural related areas
- Associate's degree and higher in agricultural related areas



### Agricultural Holders by Age Groups

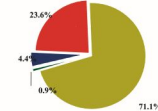


1. National census of agriculture- 2014

## Employment and Value added of Agriculture sector

Employees of the agricultural sector: 17.4%<sup>1</sup>  
 added-value of agricultural sector (fixed price): 6.8%<sup>2</sup>

- Temporary & Permanent Crops
- Fishery
- Forestry
- Livestock, Poultry farming, Apiculture, Sericulture and hunting

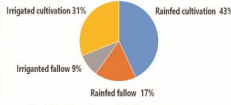


1- 2013 (4 million people) 2- 2011 - 3- 2017

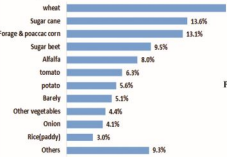


## TEMPORARY CROPS<sup>1</sup>

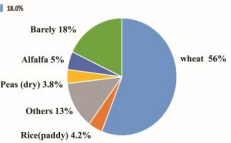
ARABLE LAND Use: 15.7 million hectares



### Production Of Temporary Crops: Crop Production: 57.5 million tonnes



### Cultivation Area Of Temporary crops (Area Of Cultivation: 12 million hectares)

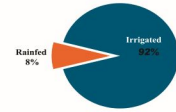


1. Temporary crops(annual) survey-2021(crop year 2020-2021)

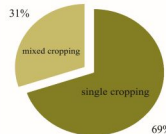


## PERMANENT CROPS<sup>1</sup>

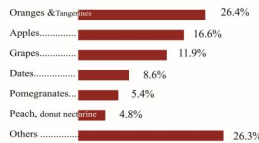
Area of Permanent Croplands by Irrigated and Rainfed (1.9 million hectares)



### Area of Permanent Croplands by Cultivation Type



### Production of Permanent Crops: 12.9 million tonnes



1. Permanent crops (horticulture) survey- 2022

## GREENHOUSE CULTIVATION<sup>1</sup>

Total units 2020	Total area (hectares) 2020	Total units (operating) 2020	Production (Mt) 2020
22447	9856	20632	1.6 <sup>2</sup>

1- Updating of greenhouse's framework-2020  
 2- Cucumber (69%), Tomato (19%), Pepper (9%), Eggplant (4%), Others (9%)



Mt-million tonnes

## EDIBLE MUSHROOM FARMING<sup>1</sup>

Total units 2021	Total units (operating) 2020	Production (10000) 2020
1953	1267	106

1. Edible mushroom farms survey-2021



## LIVESTOCK

Estimation of Milk Production: 8.8 (Mt)

Number of Livestock Fattened<sup>1</sup>:

Sheep and lambs :16 (Mt), Goat & kids : 4 (Mt)

Cattle & calves : 2 (Mt)

Mt=million heads

Mt=million tonnes



### Number of Livestock<sup>1, 2, 3</sup>

Sheep and lambs (Mt)	Goat & kids (Mt)	Cattle & calves (Mt)	Buffalo & calves (1000h)	Camel & calves (1000h)
2023	2023	2023	2020	2020
54.4	18.0	5.4	171.2	151.8

### Modern Cattle Farms<sup>4</sup>

Total units 2022	Number of dairy cattle farms 2022	Number of cattle and calves (Mt) 2022	Milk production (Mt) 2021	Number of beef cattle (1000h) 2021
27018	17389	2.3	6.2	1000

### Authorized Livestock & Poultry Slaughterhouses<sup>5</sup>



Number of Livestock Slaughterhouses	402
Weight of Edible Carcasses of Livestock Slaughtered (1000t)	598
Number of Poultry Slaughterhouses	283
Weight of Edible Carcasses of Poultry Slaughtered (1000t)	2143



- Livestock survey : 2021-2022
- Survey for quarterly measurement of the number and production of small livestock : 2022-2023
- Survey for quarterly measurement of the number and production of large livestock : 2022-2023
- Modern cattle farms survey - 2022
- Survey of livestock & poultry slaughtered in authorized slaughterhouses - 2022

## EDIBLE AQUACULTURE<sup>1</sup>

The number of edible aquatic farms 1400	17628
Edible aquatic production 1400 (1000t)	176



1. Survey of edible aquaculture farms- 2021

## MODERN POULTRY FARMS

### Broiler Chickens<sup>1</sup>



Total units 2020	Total units (operating) 2020	Live Chicken weight (Mt) 2019
20520	16452	3.2



### Layer Chickens<sup>2</sup>

Total units 2020	Total units (operating) 2020	Production of edible eggs (1000t) 2019
1625	1268	869

- Broiler chickens farms survey- 2020
- Layer chickens farms survey- 2020