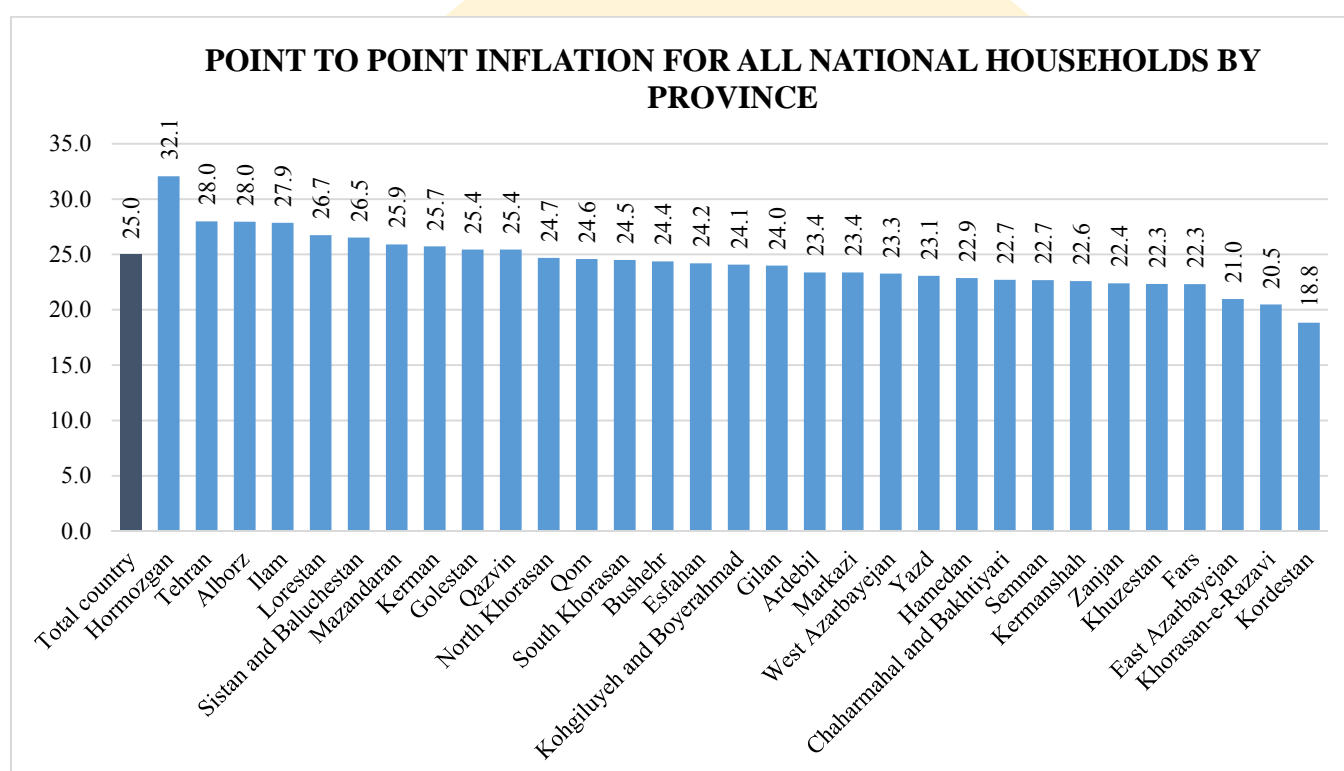


## CPI by Provinces in the Month of Bahman of the Year 1398<sup>1</sup>

### All Households

In the month of Bahman<sup>2</sup> of the year 1398, the national households general index (1395=100) stood at 197.6 which increased by 1.1 percent compared with the previous month. In this month, the province of Qazvin saw the highest monthly inflation rate of the national households with a 2.2 percent increase and the lowest monthly inflation rate went to Ardebil province with a 0.5 percent fall. Percentage change in general index for the national households was 25.0 percent in contrast to the corresponding month of the previous year (point to point inflation). The highest point to point inflation rate was for Hormozgan province with 32.1 percent and the lowest one was for Kordestan province with 18.8 percent. The twelve-month inflation rate ending the month of Bahman of the year 1398 for the national households stood at 37.0 percent. The highest twelve-month inflation rate went to Ilam province with 44.6 percent and the lowest one was for Fars province with 32.8 percent.



1. It is the Iranian year which usually begins on the day of 21 March of the Gregorian calendar. To find the corresponding year of the Gregorian calendar, add 621 or 622 (depending on the time of the year) to a [solar Hijri](#) year. For example, the corresponding year of the year 1398 in the Gregorian calendar is (21 March 2019- 19 March 2020).

<sup>2</sup>- **Iranian months and their equivalent in Gregorian calendar**

Farvardin (21 March-20 April)

Ordibehesht (21 April-21 May)

Khordad (22 May-21 June)

Tir (22 June-22 July)

Mordad (23 July-22 August)

Shahrivar (23 August-22 September)

Azar (23 September-22 October)

Azar (23 October-21 November)

Azar (22 November-21 December)

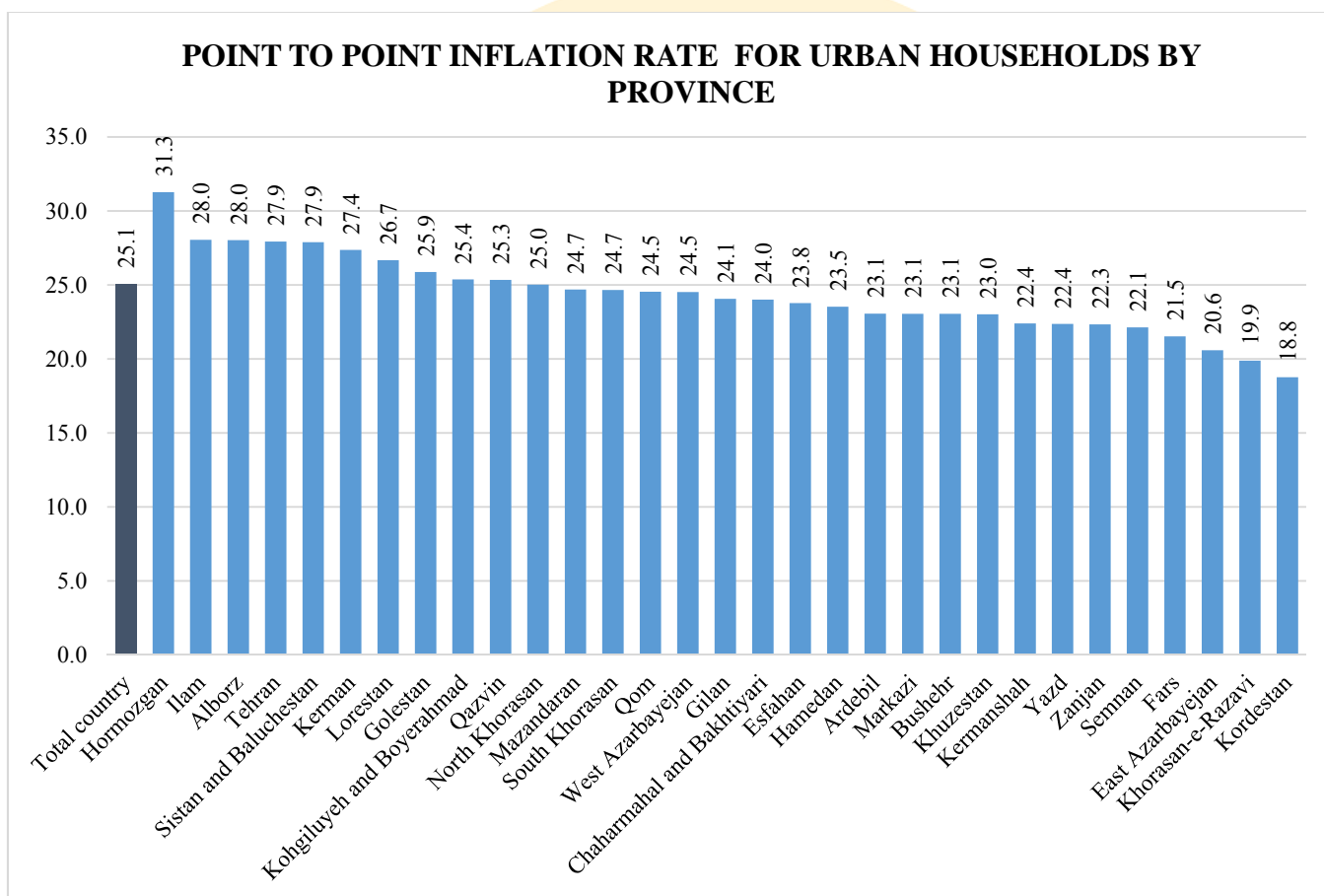
Dey (22 December-20 January)

Bahman (21 January-19 February)

Esfand (20 February-20 March)

## Urban Households

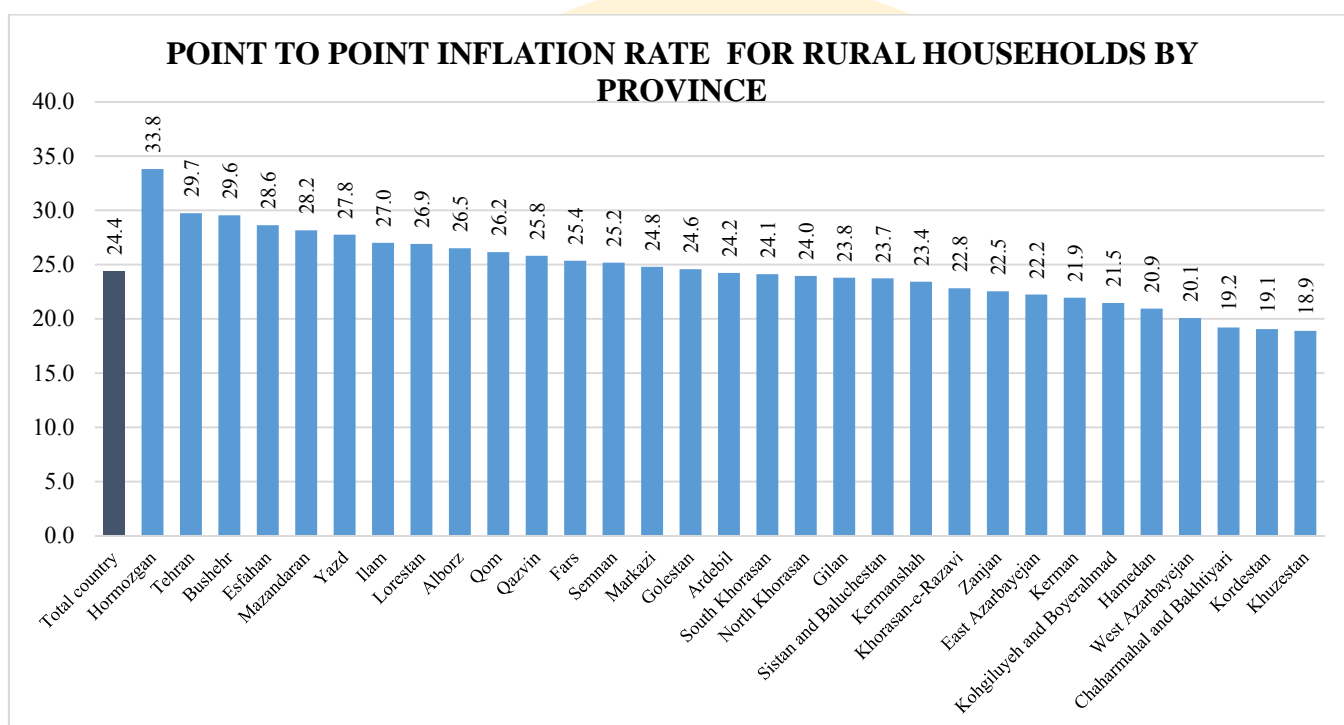
The general index for urban households (1395=100) stood at 196.7 in the month of Bahman of the year 1398 indicating a 1.2 percent rise compared with the previous month. In this month, the highest monthly inflation rate of urban households went to Qazvin province with a 2.2 percent increase and the lowest monthly inflation rate was for Ardebil province with a 0.6 percent fall. The percentage change in general index for urban households was 25.1 percent in contrast to the corresponding month of the previous year (point to point inflation). The highest point to point inflation rate was for Hormozgan province with 31.3 percent and the lowest one went to Kordestan province with 18.8 percent. The twelve-month inflation rate ending the month of Bahman of the year 1398 for urban households stood at 36.5 percent. The highest twelve-month inflation rate went to Ilam province with 43.8 percent, and the lowest one was for Fars province with 31.1 percent.



Statistical Centre of Iran

## Rural Households

The general index for rural households (1395=100) stood at 202.6 in the month of Bahman of the year 1398 indicating a 0.7 percent rise compared with the previous month. In this month, the highest monthly inflation rate of rural households went to Tehran province with a 2.5 percent increase and the lowest monthly inflation rate was for Chaharmahal&Bakhtiari province with a 0.5 percent fall. The percentage change in general index for rural households was 24.4 percent in contrast to the corresponding month of the previous year (point to point inflation). The highest point to point inflation rate of rural households was for Hormozgan with 33.8 percent and the lowest one went to Khuzestan province with 18.9 percent. The twelve-month inflation rate ending the month of Bahman of the year 1398 for rural households reached 40.1 percent. The highest twelve-month inflation rate went to Ilam province with 48.5 percent, and the lowest one was for West Azarbayejan province with 35.7 percent.



Statistical Centre of Iran

General Price Index of Goods and Services for National Households and Percentage Changes in Index by Province, Month: Bahman Year: 1398

Base Year: 1395=100

Province	General index				Food, beverages and tobacco				Non-food items and services					
	General index	Monthly inflation	Point to point inflation	Twelve month inflation rate	Weight	Index	Monthly inflation	Point to point inflation	Twelve month inflation rate	Weight	Index	Monthly inflation	Point to point inflation	Twelve-month inflation rate
Total country	197.6	1.1	25.0	37.0	27.24	227.1	0.8	19.7	47.9	72.76	186.5	1.2	27.5	32.3
Markazi	195.7	-0.3	23.4	39.7	31.85	227.4	-0.3	19.3	50.7	68.15	180.9	-0.3	25.9	33.5
Gilan	188.9	0.2	24.0	36.1	25.01	216.7	1.4	18.3	46.9	74.99	179.7	-0.3	26.4	32.0
Mazandaran	193.7	1.1	25.9	38.0	29.17	220.3	0.7	21.7	48.5	70.83	182.7	1.2	28.1	33.0
East Azarbayejan	201.2	0.0	21.0	38.4	30.00	225.3	1.0	19.7	46.9	70.00	190.9	-0.5	21.6	34.2
West Azarbayejan	196.0	1.3	23.3	34.9	33.06	227.8	1.3	19.6	43.8	66.94	180.2	1.2	25.6	29.6
Kermanshah	199.3	1.3	22.6	35.1	31.62	232.3	1.2	20.0	49.0	68.38	184.1	1.4	24.2	27.8
Khuzestan	196.5	1.3	22.3	37.9	33.32	226.3	0.3	17.3	47.5	66.68	181.7	2.0	25.7	32.1
Fars	184.7	0.4	22.3	32.8	27.45	227.5	0.6	22.0	46.1	72.55	168.5	0.3	22.5	26.7
Kerman	189.4	-0.3	25.7	36.1	33.88	220.7	-0.5	24.3	48.1	66.12	173.3	-0.2	26.7	28.9
Khorasan-e-Razavi	189.3	0.5	20.5	35.4	33.45	225.5	0.1	16.5	46.8	66.55	171.1	0.8	23.2	28.3
Esfahan	189.3	0.9	24.2	34.4	24.18	227.4	0.5	17.3	46.9	75.82	177.1	1.0	27.3	29.5
Sistan & Baluchestan	202.4	1.3	26.5	39.6	43.20	227.3	0.0	24.0	48.4	56.80	183.5	2.5	29.0	31.8
Kordestan	198.0	0.9	18.8	39.3	37.16	217.7	0.5	14.1	45.1	62.84	186.4	1.2	22.3	35.5
Hamedan	197.9	1.5	22.9	35.1	31.70	215.7	1.7	14.6	43.2	68.30	189.6	1.4	27.8	30.9
Chaharmahal & Bakhtiyari	211.5	0.2	22.7	40.9	37.03	233.2	-1.8	13.1	48.4	62.97	198.7	1.7	30.4	35.6
Lorestan	215.8	0.0	26.7	42.9	34.63	228.5	0.3	17.8	48.8	65.37	209.1	-0.1	32.6	39.3
Ilam	217.7	0.8	27.9	44.6	35.32	233.5	-0.4	21.0	51.0	64.68	209.1	1.5	32.5	40.7
Kohgiluyeh & Boyerahmad	200.7	0.8	24.1	40.0	35.99	217.3	0.1	17.4	46.6	64.01	191.4	1.3	28.8	35.7
Bushehr	199.7	1.6	24.4	40.9	31.53	249.2	2.3	23.2	56.1	68.47	176.9	1.1	25.1	32.2
Zanjan	189.1	1.6	22.4	36.2	32.96	207.7	1.7	19.6	39.8	67.04	180.0	1.5	24.0	34.2
Semnan	190.2	1.1	22.7	35.4	31.81	216.0	-0.5	18.9	46.5	68.19	178.2	2.0	24.9	29.5
Yazd	193.7	0.7	23.1	38.5	31.90	227.3	0.2	16.1	49.6	68.10	178.0	1.1	27.7	32.1
Hormozgan	197.9	1.5	32.1	36.7	28.90	248.4	1.5	30.2	51.5	71.10	177.3	1.4	33.1	29.2
Tehran	205.0	1.8	28.0	37.5	19.05	232.1	1.5	20.8	49.8	80.95	198.6	1.9	30.1	34.3
Ardebil	189.2	-0.5	23.4	37.7	37.05	217.9	0.4	19.8	47.6	62.95	172.3	-1.2	26.1	30.9
Qom	186.9	1.9	24.6	33.6	26.44	225.9	1.5	20.7	47.0	73.56	173.0	2.1	26.5	27.8
Qazvin	195.6	2.2	25.4	38.7	34.27	219.2	3.7	21.6	46.4	65.73	183.4	1.2	28.0	34.0
Golestan	202.9	1.1	25.4	38.1	30.21	236.7	0.0	20.6	50.4	69.79	188.2	1.6	28.2	31.9
North Khorasan	211.2	1.1	24.7	40.7	34.31	225.5	0.3	18.9	46.6	65.69	203.8	1.6	28.3	37.2
South Khorasan	206.8	0.8	24.5	42.0	36.90	221.9	0.9	18.6	47.9	63.10	197.9	0.7	28.7	38.2
Alborz	192.5	0.9	28.0	37.2	23.78	227.5	1.5	23.0	47.8	76.22	181.6	0.7	30.0	33.3

General Price Index of Goods and Services for Urban Households and Percentage Changes in Index by Province, Month: Bahman Year: 1398

Base Year:1395=100

Province	General index				Food, beverages and tobacco				Non-food items and services					
	General index	Monthly inflation	Point to point inflation	Twelve month inflation rate	Weight	Index	Monthly inflation	Point to point inflation	Twelve month inflation rate	Weight	Index	Monthly inflation	Point to point inflation	Twelve-month inflation rate
Total country	196.7	1.2	25.1	36.5	25.03	227.9	0.9	19.6	48.1	74.97	186.3	1.3	27.5	32.0
Markazi	193.7	-0.4	23.1	38.9	29.68	226.3	-0.8	18.8	50.9	70.32	180.0	-0.1	25.5	33.0
Gilan	188.2	0.2	24.1	35.2	22.06	219.8	1.4	17.9	46.7	77.94	179.2	-0.3	26.3	31.5
Mazandaran	190.4	1.3	24.7	36.6	27.28	217.1	1.3	20.1	47.3	72.72	180.4	1.2	26.9	32.1
East Azarbayejan	199.4	0.1	20.6	37.1	27.20	226.7	0.5	19.4	47.3	72.80	189.2	-0.1	21.1	32.7
West Azarbayejan	194.0	1.2	24.5	34.5	29.87	226.7	1.0	22.1	44.9	70.13	180.1	1.3	25.9	29.4
Kermanshah	197.1	1.2	22.4	34.2	29.49	229.6	0.9	19.9	48.8	70.51	183.6	1.4	23.7	27.3
Khuzestan	195.8	1.5	23.0	37.6	31.00	228.2	0.4	18.3	47.8	69.00	181.3	2.2	25.8	32.1
Fars	181.0	0.5	21.5	31.1	24.54	224.6	0.8	20.5	44.6	75.46	166.9	0.3	22.0	25.8
Kerman	189.7	-0.4	27.4	35.5	30.59	228.9	-0.6	26.4	50.0	69.41	172.4	-0.3	27.9	28.0
Khorasan-e-Razavi	184.9	0.5	19.9	34.0	30.86	224.4	0.1	15.9	46.5	69.14	167.3	0.8	22.4	27.1
Esfahan	187.8	0.9	23.8	33.7	23.50	226.6	0.6	16.9	46.5	76.50	175.9	1.0	26.7	29.0
Sistan & Baluchestan	204.1	1.3	27.9	40.4	37.28	241.6	0.4	27.1	51.4	62.72	181.9	2.1	28.5	32.5
Kordestan	196.4	1.0	18.8	38.3	34.99	220.4	0.6	15.1	45.9	65.01	183.4	1.2	21.3	33.7
Hamedan	198.3	1.7	23.5	34.3	27.99	221.4	2.2	15.0	43.5	72.01	189.3	1.5	27.9	30.3
Chaharmahal & Bakhtiyari	211.4	0.5	24.0	41.2	34.96	231.8	-1.6	14.3	49.8	65.04	200.5	1.8	30.9	35.8
Lorestan	214.9	-0.1	26.7	41.9	32.32	230.3	0.5	17.3	48.9	67.68	207.6	-0.4	32.3	38.2
Ilam	218.6	0.9	28.0	43.8	33.01	236.0	-0.2	20.6	49.9	66.99	210.1	1.6	32.6	40.3
Kohgiluyeh & Boyerahmad	201.2	0.7	25.4	39.8	32.46	220.5	-0.5	18.4	48.6	67.54	191.9	1.4	29.6	35.1
Bushehr	197.9	1.5	23.1	39.8	29.95	252.4	2.1	22.1	56.6	70.05	174.6	1.2	23.7	30.7
Zanjan	189.7	1.6	22.3	36.3	29.97	210.3	1.7	19.7	40.2	70.03	180.9	1.5	23.7	34.4
Semnan	189.0	0.9	22.1	34.6	30.33	219.0	-0.5	18.8	46.9	69.67	175.9	1.8	24.0	28.4
Yazd	191.4	0.7	22.4	37.7	32.04	225.9	0.1	15.0	49.1	67.96	175.2	1.0	27.3	31.0
Hormozgan	193.7	1.3	31.3	35.6	24.30	253.2	1.5	29.3	53.2	75.70	174.7	1.3	32.2	28.5
Tehran	204.9	1.8	27.9	37.5	18.84	231.9	1.4	20.6	49.7	81.16	198.6	1.9	30.1	34.3
Ardebil	186.9	-0.6	23.1	36.5	34.35	218.5	0.7	19.3	46.8	65.65	170.4	-1.4	25.7	30.1
Qom	186.8	1.9	24.5	33.5	26.11	226.1	1.6	20.5	46.9	73.89	172.9	2.1	26.5	27.8
Qazvin	194.7	2.2	25.3	38.0	31.80	218.6	3.8	20.7	45.6	68.20	183.5	1.3	28.1	34.0
Golestan	202.0	1.3	25.9	37.9	27.05	237.3	-0.1	20.2	52.1	72.95	188.9	1.9	28.7	31.7
North Khorasan	208.6	0.5	25.0	40.3	30.53	225.9	-1.6	19.6	48.9	69.47	201.1	1.6	27.9	36.2
South Khorasan	205.6	0.7	24.7	42.3	34.71	221.8	0.7	18.8	48.7	65.29	197.1	0.7	28.5	38.5
Alborz	192.5	0.9	28.0	37.2	23.44	227.7	1.5	23.0	47.9	76.56	181.7	0.7	30.1	33.3

**General Price Index of Goods and Services for Rural Households and Percentage Changes in Index by Province, Month: Bahman, Year: 1398**

**Base Year:1395=100**

Province	General index				Food, beverages and tobacco				Non-food items and services					
	General index	Monthly inflation	Point to point inflation	Twelve month inflation rate	Weight	Index	Monthly inflation	Point to point inflation	Twelve month inflation rate	Weight	Index	Monthly inflation	Point to point inflation	Twelve-month inflation rate
Total country	202.6	0.7	24.4	40.1	39.62	224.1	0.7	20.1	47.2	60.38	188.5	0.8	28.0	34.6
Markazi	205.4	0.2	24.8	43.1	42.30	231.0	1.6	21.2	50.1	57.70	186.5	-1.1	28.3	37.0
Gilan	191.2	0.2	23.8	38.6	33.87	210.7	1.3	19.1	47.3	66.13	181.3	-0.5	26.8	33.8
Mazandaran	199.9	0.8	28.2	40.4	32.77	225.6	-0.1	24.2	50.4	67.23	187.4	1.3	30.6	34.9
East Azarbayejan	207.7	-0.4	22.2	42.7	39.80	222.0	2.0	20.4	46.0	60.20	198.3	-2.2	23.6	40.3
West Azarbayejan	201.1	1.5	20.1	35.7	41.77	229.9	1.9	15.2	41.9	58.23	180.5	1.1	24.9	30.3
Kermanshah	209.4	1.8	23.4	39.2	41.41	241.4	2.1	20.2	49.5	58.59	186.7	1.4	26.6	30.7
Khuzestan	200.4	0.4	18.9	39.4	45.60	219.4	-0.2	13.6	46.2	54.40	184.4	1.1	24.7	32.6
Fars	199.6	-0.1	25.4	39.4	39.33	234.8	-0.1	25.6	49.9	60.67	176.8	-0.2	25.1	31.3
Kerman	188.6	-0.2	21.9	37.5	41.71	206.3	-0.2	20.5	44.6	58.29	175.9	-0.1	23.2	31.6
Khorasan-e-Razavi	208.5	0.6	22.8	41.0	44.72	229.1	0.1	18.4	48.0	55.28	191.8	1.2	27.4	34.5
Esfahan	205.3	0.7	28.6	41.4	31.92	234.7	0.0	20.8	50.4	68.08	191.5	1.2	33.6	36.4
Sistan & Baluchestan	198.8	1.2	23.7	37.9	55.40	207.4	-0.6	19.2	43.8	44.60	188.1	3.7	30.5	29.8
Kordestan	203.7	0.7	19.1	42.7	44.55	210.6	0.0	11.5	42.9	55.45	198.1	1.3	26.4	42.5
Hamedan	196.5	0.9	20.9	37.5	42.56	204.6	0.8	13.7	42.5	57.44	190.5	1.0	27.4	33.3
Chaharmahal & Bakhtiari	211.6	-0.5	19.2	39.9	42.84	236.4	-2.4	10.4	45.3	57.16	193.1	1.3	28.6	34.7
Lorestan	218.3	0.3	26.9	45.6	41.26	224.4	-0.2	18.9	48.6	58.74	214.0	0.8	33.6	43.2
Ilam	213.8	0.2	27.0	48.5	44.98	225.7	-1.0	22.0	54.3	55.02	204.2	1.3	31.9	43.1
Kohgiluyeh & Boyerahmad	199.7	0.9	21.5	40.2	43.38	212.3	1.0	15.8	43.5	56.62	190.1	0.9	26.8	37.4
Bushehr	206.7	1.8	29.6	45.3	37.71	239.1	3.0	27.1	54.2	62.29	187.0	0.9	31.5	38.8
Zanjan	187.2	1.6	22.5	36.0	42.65	201.7	1.7	19.4	38.9	57.35	176.4	1.4	25.3	33.5
Semnan	196.0	1.7	25.2	39.4	38.74	204.7	-0.3	19.6	45.4	61.26	190.6	3.0	29.2	35.3
Yazd	210.1	1.2	27.8	44.2	30.92	237.5	0.5	23.8	52.8	69.08	197.9	1.5	30.0	39.6
Hormozgan	207.5	1.8	33.8	39.1	39.64	241.6	1.6	31.6	49.1	60.36	185.1	1.9	35.8	31.3
Tehran	208.8	2.5	29.7	39.1	26.74	236.5	3.3	27.2	50.5	73.26	198.7	2.1	30.9	34.5
Ardebil	195.8	-0.5	24.2	41.0	44.68	216.6	-0.3	21.0	49.2	55.32	178.9	-0.7	27.6	33.4
Qom	192.0	1.1	26.2	37.0	38.45	221.1	-0.4	27.0	49.8	61.55	173.8	2.4	25.5	27.9
Qazvin	199.6	1.9	25.8	41.2	44.04	220.8	3.4	24.3	48.9	55.96	182.8	0.5	27.3	34.2
Golestan	204.8	0.6	24.6	38.6	36.83	235.8	0.2	21.3	47.7	63.17	186.7	0.9	27.1	32.3
North Khorasan	217.4	2.4	24.0	41.4	43.15	225.0	3.5	17.9	42.8	56.85	211.6	1.5	29.3	40.2
South Khorasan	209.6	1.2	24.1	41.4	42.47	222.0	1.6	18.3	46.1	57.53	200.4	0.8	29.3	37.6
Alborz	193.2	0.5	26.5	37.7	29.93	225.3	0.9	23.0	46.6	70.07	179.5	0.2	28.5	33.2

**General Price Index of Goods and Services for National Households by Province and Main Groups**

**Month: Bahman, Year: 1398**

**Base Year:1395=100**

Province \ Main groups	Foods and beverages	Tobacco	Clothing and footwear	Housing, water, electricity, gas and other fuels	Furnishings, household equipment and routine household maintenance	Health & medical services	Transport	Communication	Recreation and culture	Education	Restaurants and hotels	Miscellaneous goods and services
Total country	225.8	286.3	214.3	166.0	240.4	168.9	234.2	147.3	239.9	173.1	193.4	210.4
Markazi	224.4	318.0	196.8	138.4	250.7	171.4	247.6	137.5	234.5	158.3	209.3	207.0
Gilan	214.1	307.1	199.2	146.0	249.5	167.3	229.7	161.8	212.2	171.8	191.3	210.0
Mazandaran	219.3	273.2	200.5	145.1	240.4	177.0	243.9	151.0	228.7	186.3	202.4	204.4
East Azarbayejan	223.9	267.1	238.9	140.1	278.8	186.5	246.3	134.2	245.2	163.9	192.5	228.5
West Azarbayejan	225.8	285.8	234.6	144.5	249.7	185.6	220.3	144.4	246.8	178.6	180.9	197.6
Kermanshah	230.5	301.8	218.4	160.4	241.6	156.1	211.2	134.6	229.4	158.6	215.9	256.6
Khuzestan	224.8	293.7	201.0	145.9	225.3	168.6	248.3	154.2	211.5	169.8	181.8	201.7
Fars	225.1	349.2	201.2	143.4	223.6	151.7	222.0	156.1	196.1	162.7	187.8	190.3
Kerman	219.8	274.7	190.7	140.8	235.9	188.3	228.6	142.1	212.4	181.2	220.3	203.5
Khorasan-e-Razavi	224.8	288.2	230.1	139.7	247.5	161.7	217.0	145.1	238.6	173.1	202.3	210.2
Esfahan	225.2	321.8	207.7	144.2	250.5	176.8	211.6	148.9	263.3	168.1	219.3	208.2
Sistan & Baluchestan	226.5	269.1	212.0	147.5	201.7	148.9	273.7	142.4	199.6	121.8	183.3	188.8
Kordestan	215.9	270.3	247.1	136.5	259.5	164.9	210.1	148.4	257.2	160.1	198.4	261.0
Hamedan	213.3	275.3	222.5	163.2	255.3	150.1	229.0	164.8	233.5	167.7	231.5	185.8
Chaharmahal&Bakhtiyari	228.3	365.6	208.8	179.6	235.8	165.4	227.0	180.8	220.3	169.6	203.8	220.0
Lorestan	227.2	275.5	230.2	201.2	275.8	164.8	222.7	150.5	233.9	169.1	237.2	200.8
Ilam	232.9	290.5	238.5	166.8	278.8	192.3	234.1	169.6	287.3	169.2	219.3	243.6
Kohgiluyeh &Boyerahmad	217.1	272.8	206.1	160.2	234.6	147.0	212.9	149.5	237.9	161.7	192.2	215.8
Bushehr	249.0	265.2	202.2	143.3	249.8	158.1	235.9	136.8	224.1	160.6	205.9	218.2
Zanjan	205.9	278.3	225.8	141.8	230.5	167.6	221.7	128.5	241.6	171.9	199.7	205.7
Semnan	215.1	322.7	215.6	147.9	242.4	181.8	220.1	145.3	186.7	149.2	198.1	198.7
Yazd	224.9	343.4	218.9	145.7	277.9	165.9	221.0	140.6	266.9	183.3	217.3	210.6
Hormozgan	247.8	301.5	203.4	150.5	237.3	165.0	225.7	142.9	237.6	162.6	183.1	202.6
Tehran	231.7	249.1	210.7	193.7	218.3	168.7	244.7	147.6	254.5	179.0	180.6	211.8
Ardebil	216.0	272.7	192.1	138.6	235.0	161.6	206.7	137.2	216.4	164.4	199.6	204.1
Qom	224.9	275.3	197.9	155.0	216.1	150.7	220.4	152.9	214.9	183.8	184.4	190.3
Qazvin	216.9	300.5	200.3	149.3	261.3	165.2	225.3	139.1	262.3	168.8	204.7	229.8
Golestan	235.7	272.7	225.0	155.3	276.6	154.7	228.2	144.6	273.1	179.3	216.9	224.0
North Khorasan	222.2	342.5	269.0	158.8	286.0	185.5	234.2	148.9	242.6	191.4	201.9	231.5
South Khorasan	221.7	293.3	256.5	146.3	248.1	181.1	220.2	151.2	235.2	162.0	198.3	219.4
Alborz	226.6	268.3	201.9	163.2	228.0	172.5	245.2	126.9	253.0	174.2	183.6	205.6



Point to point inflation rate of Goods and Services for National Households by Province and Main Groups

Month: Bahman, Year: 1398

Base Year:1395=100

Province	Main groups	Foods and beverages	Tobacco	Clothing and footwear	Housing, water, electricity, gas and other fuels	Furnishings, household equipment and routine household maintenance	Health & medical services	Transport	Communication	Recreation and culture	Education	Restaurants and hotels	Miscellaneous goods and services
Total country		20.0	10.7	32.1	22.3	28.1	23.2	54.1	3.5	29.4	20.5	30.2	24.7
Markazi		19.8	9.8	30.0	15.2	30.2	23.0	55.8	0.5	27.1	13.2	28.4	26.2
Gilan		19.1	1.5	29.7	18.2	28.8	24.6	54.7	4.4	25.8	20.8	30.2	21.6
Mazandaran		22.0	9.1	30.5	19.2	31.6	25.9	56.9	4.9	37.8	21.4	31.9	22.1
East Azarbayejan		20.0	12.0	33.0	2.0	27.5	26.1	56.2	2.9	22.2	17.5	21.2	23.1
West Azarbayejan		20.1	10.6	28.3	20.6	23.5	20.1	54.9	1.4	25.9	22.9	24.3	21.4
Kermanshah		20.2	13.7	30.8	18.6	28.5	17.2	48.0	1.1	32.2	12.2	25.1	27.8
Khuzestan		17.5	10.0	29.1	18.0	22.7	21.7	54.5	2.3	22.2	16.4	21.0	16.9
Fars		22.0	20.7	31.2	13.3	26.3	18.8	50.9	4.5	28.3	20.0	27.6	25.4
Kerman		24.7	7.4	30.5	14.6	29.3	28.9	66.7	1.1	35.9	29.5	38.6	27.0
Khorasan-e-Razavi		16.6	12.3	39.1	11.7	31.3	18.7	55.9	2.5	35.3	21.5	36.6	30.5
Esfahan		17.4	15.5	34.6	20.8	32.2	27.8	48.6	2.9	25.9	15.7	35.1	26.7
Sistan & Baluchestan		24.4	5.8	19.3	25.5	20.4	14.6	63.8	0.8	15.8	3.6	19.4	17.0
Kordestan		14.1	13.6	33.3	9.3	28.7	19.5	45.0	2.2	25.9	17.3	29.9	27.8
Hamedan		14.8	10.7	31.8	25.6	25.3	17.6	52.6	1.6	17.1	17.6	38.7	21.2
Chaharmahal&Bakhtiyari		13.2	11.5	37.0	27.8	32.0	22.5	50.2	6.6	23.6	11.6	34.1	28.8
Lorestan		17.9	12.6	35.8	33.0	31.5	20.8	62.1	3.0	26.1	18.8	32.7	21.5
Ilam		21.1	8.7	40.6	24.1	35.9	28.1	49.8	6.6	44.8	20.1	33.8	30.1
Kohgiluyeh &Boyerahmad		17.4	13.1	30.3	25.2	22.1	11.5	52.5	0.9	32.0	17.3	30.3	23.1
Bushehr		23.3	16.5	24.1	15.2	26.6	21.2	60.1	2.2	18.4	18.8	28.0	22.7
Zanjan		20.0	9.6	36.5	10.8	27.7	16.8	51.9	2.0	35.0	18.2	32.0	22.8
Semnan		19.1	4.6	33.6	16.7	25.4	20.3	49.8	1.2	19.1	13.5	31.9	24.4
Yazd		16.1	14.5	35.4	21.2	29.8	23.7	55.8	2.0	36.5	29.1	34.8	24.3
Hormozgan		30.4	16.2	41.9	25.4	36.2	30.6	66.2	4.7	41.1	16.1	29.8	27.9
Tehran		21.1	9.2	30.5	28.0	26.5	23.3	53.9	5.3	33.0	23.2	31.1	25.3
Ardebil		20.6	4.3	33.2	14.4	30.5	19.6	55.1	0.7	32.9	22.2	39.1	25.1
Qom		20.9	12.0	27.1	26.4	26.0	19.2	50.3	3.3	21.1	21.2	25.3	20.8
Qazvin		22.2	7.1	31.4	22.0	29.3	23.9	48.0	1.2	31.6	22.1	36.2	26.0
Golestan		21.3	4.8	37.8	18.4	29.4	20.4	52.3	1.1	41.3	20.5	39.6	22.6
North Khorasan		19.5	7.8	38.9	18.8	33.5	23.0	47.6	3.1	31.4	12.7	25.4	25.4
South Khorasan		18.7	5.5	37.7	19.7	25.4	27.1	50.1	4.0	28.2	22.0	32.8	24.7
Alborz		23.4	8.7	30.5	27.4	24.9	24.2	54.0	1.5	33.6	24.0	22.1	26.3



## Annual inflation rate of Goods and Services for National Households by Province and Main Groups

Month: Bahman, Year: 1398

Base Year:1395=100

Province	Main groups	Foods and beverages	Tobacco	Clothing and footwear	Housing, water, electricity, gas and other fuels	Furnishings, household equipment and routine household maintenance	Health & medical services	Transport	Communication	Recreation and culture	Education	Restaurants and hotels	Miscellaneous goods and services
Total country		48.2	36.9	46.2	23.9	53.7	26.3	47.6	18.2	49.3	21.9	41.7	39.7
Markazi		51.5	35.0	40.9	20.3	56.2	23.7	51.5	13.5	48.8	14.8	48.6	43.0
Gilan		47.5	33.6	44.7	18.6	58.4	25.1	49.8	21.1	44.1	18.2	47.3	38.4
Mazandaran		49.0	30.1	41.3	21.8	55.5	25.8	49.1	19.6	51.6	21.8	40.0	37.0
East Azarbayejan		47.7	30.3	51.1	14.5	61.2	33.8	52.9	14.0	48.0	15.3	41.4	42.4
West Azarbayejan		44.2	35.9	48.0	17.7	51.7	24.5	41.1	15.4	47.7	21.6	36.3	33.7
Kermanshah		49.2	42.0	41.6	16.8	50.5	20.9	39.8	13.1	49.1	17.5	48.9	42.9
Khuzestan		47.6	41.6	43.1	19.0	51.7	25.2	52.8	20.5	42.0	16.4	36.3	40.3
Fars		45.8	54.8	39.9	16.7	47.9	22.4	43.8	22.8	37.0	16.0	39.5	36.7
Kerman		48.3	37.2	34.6	19.6	49.4	31.2	42.3	17.2	42.1	22.6	52.3	36.0
Khorasan-e-Razavi		46.9	40.9	54.8	14.2	56.8	27.3	42.5	14.7	53.1	22.4	50.6	46.0
Esfahan		46.9	47.0	45.2	16.9	56.4	31.3	37.8	18.1	51.4	19.6	48.7	37.5
Sistan & Baluchestan		48.5	43.1	36.1	23.1	37.7	17.1	54.8	17.4	33.0	8.1	28.2	30.1
Kordestan		45.2	41.8	54.8	20.3	60.0	24.3	41.7	15.7	53.3	17.0	44.1	46.8
Hamedan		43.7	33.5	44.8	20.4	53.2	16.7	44.0	15.3	37.1	20.9	59.6	31.5
Chaharmahal&Bakhtiyari		48.7	43.9	43.5	25.8	51.8	26.3	44.6	24.7	43.4	16.5	45.3	44.2
Lorestan		49.2	38.4	55.0	33.4	65.9	23.8	39.2	20.1	46.8	24.0	61.7	40.3
Ilam		51.0	47.9	53.5	23.2	70.0	32.0	48.2	25.1	70.1	18.3	50.9	51.2
Kohgiluyeh & Boyerahmad		46.7	34.6	43.1	21.2	53.3	20.8	41.9	20.2	54.2	20.4	41.1	42.0
Bushehr		56.2	44.1	50.4	18.2	64.8	27.6	49.8	16.6	44.5	17.8	46.9	45.0
Zanjan		39.8	40.1	50.3	23.5	51.0	21.9	45.8	12.7	54.2	17.8	43.8	40.1
Semnan		46.7	36.3	48.8	21.3	53.6	26.8	39.1	12.9	29.3	11.4	38.4	32.1
Yazd		49.9	41.2	56.4	18.3	72.1	28.2	43.6	16.0	58.7	28.0	52.4	38.4
Hormozgan		51.6	49.1	41.4	17.2	53.4	29.6	43.6	17.5	47.9	18.4	36.6	39.3
Tehran		50.3	29.0	46.4	30.5	46.7	25.6	51.4	20.1	52.5	27.4	35.8	39.3
Ardebil		48.4	30.9	36.7	20.8	54.8	23.2	41.1	12.2	46.5	16.6	44.5	38.3
Qom		47.2	40.1	36.2	22.3	42.1	18.9	40.7	18.1	40.6	21.8	37.3	33.2
Qazvin		47.1	32.0	46.0	20.9	59.6	24.9	48.1	13.0	61.2	17.1	52.7	41.3
Golestan		51.1	31.4	49.3	16.7	66.1	21.5	45.5	14.9	64.7	22.1	47.9	45.8
North Khorasan		47.0	37.9	61.6	19.0	65.6	27.5	47.8	17.3	55.8	19.6	49.5	44.9
South Khorasan		47.9	38.0	61.7	18.5	57.4	30.1	39.3	19.5	49.7	19.7	46.4	42.0
Alborz		48.4	30.5	44.9	27.1	48.9	28.9	50.9	12.3	57.1	23.1	34.7	42.1

**Contact information:**

For more information on national CPI in current month, time series of CPI for national households and time series of national CPI for expenditure deciles, please visit: [www.amar.org.ir](http://www.amar.org.ir)

**Address:**

Statistical Centre of Iran

No. 1, corner of Rahee Moayeri St., Dr. Fatemi Ave., Tehran 1414663111, I. R. Iran

Tel: +98 21 88958189

Email: [int@sci.org.ir](mailto:int@sci.org.ir)

The release of the report for the Month of Esfand, the year 1398: April, 2020



Statistical Centre of Iran