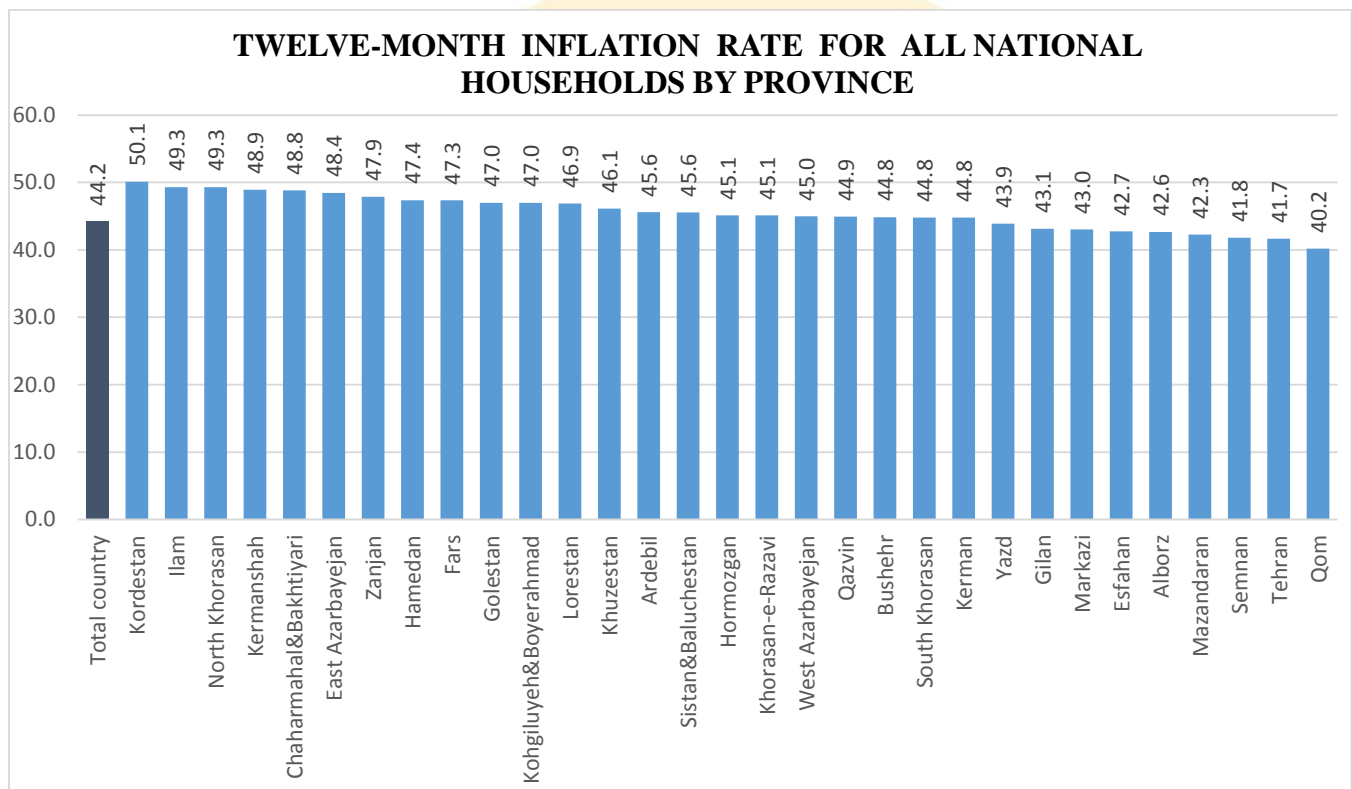


CPI by Provinces in the Month of Tir of the Year 1400¹

All Households

In the month of Tir² of the year 1400, the national households general index (1395=100) stood at 327.4, which increased by 3.5 percent compared with the previous month. In this month, the province of Lorestan saw the highest monthly inflation rate of the national households with a 5.9 percent increase and the lowest rise in monthly inflation rate went to Semnan province with a 1.4 percent rise. In the month of Tir of the year 1400, the percentage change in the general index for the national households was 43.6 percent in contrast to the corresponding month of the previous year (point-to-point inflation). The highest point-to-point inflation rate was for Ilam province with 53.9 percent and the lowest one was for Tehran province with 37.7 percent. Moreover, the twelve-month inflation rate ending the month of Tir of the year 1400 for the national households stood at 44.2 percent. The highest twelve-month inflation rate went to Kordestan province with 50.1 percent and the lowest one was for Qom province with 40.2 percent.



¹- It is the Iranian year which usually begins on the day of 21 March of the Gregorian calendar. To find the corresponding year of the Gregorian calendar, add 621 or 622 (depending on the time of the year) to a [solar Hijri](#) year. For example the corresponding year of the year 1400 in the Gregorian calendar is (21 March 2021 - 20 March 2022).

²- **Iranian months and their equivalent in Gregorian calendar**

Farvardin (21 March-20 April)

Ordibehesht (21 April-21 May)

Khordad (22 May-21 June)

Tir (22 June-22 July)

Mordad (23 July-22 August)

Shahrivar (23 August-22 September)

Mehr (23 September-22 October)

Aban (23 October-21 November)

Azar (22 November-21 December)

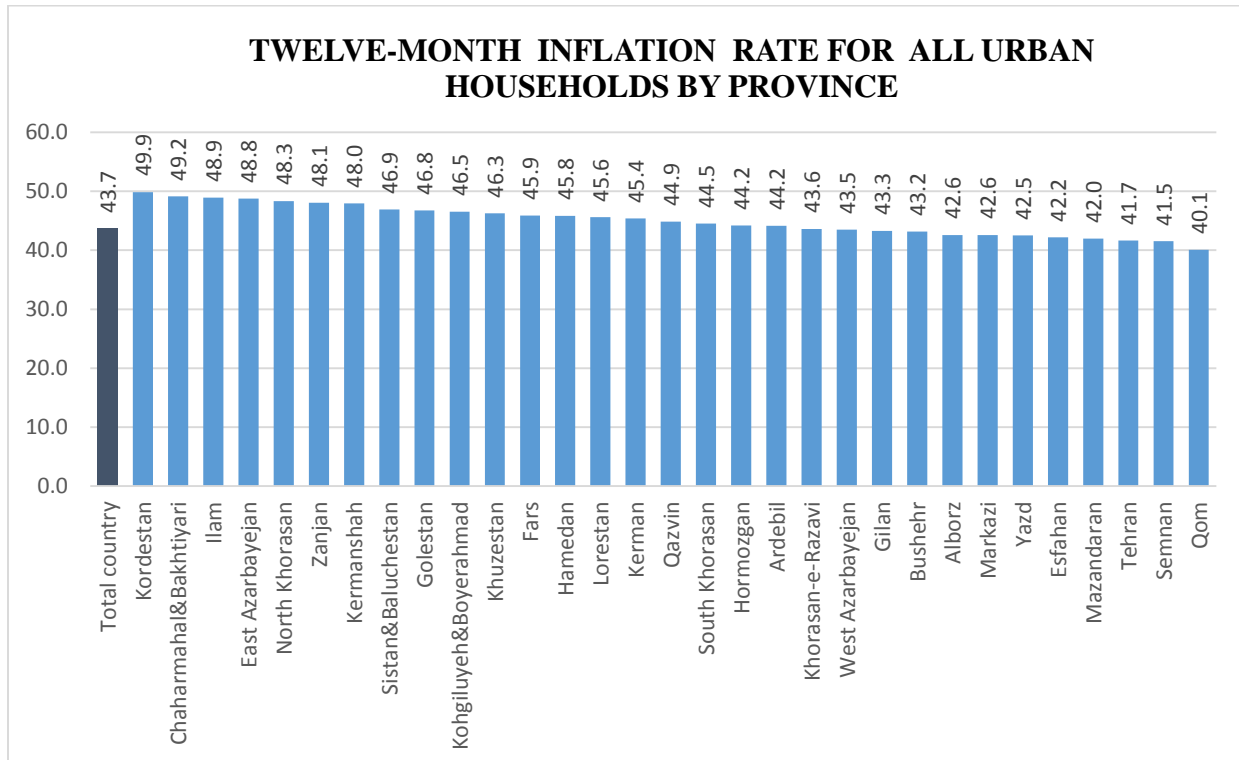
Dey (22 December-20 January)

Bahman (21 January-19 February)

Esfand (20 February-20 March)

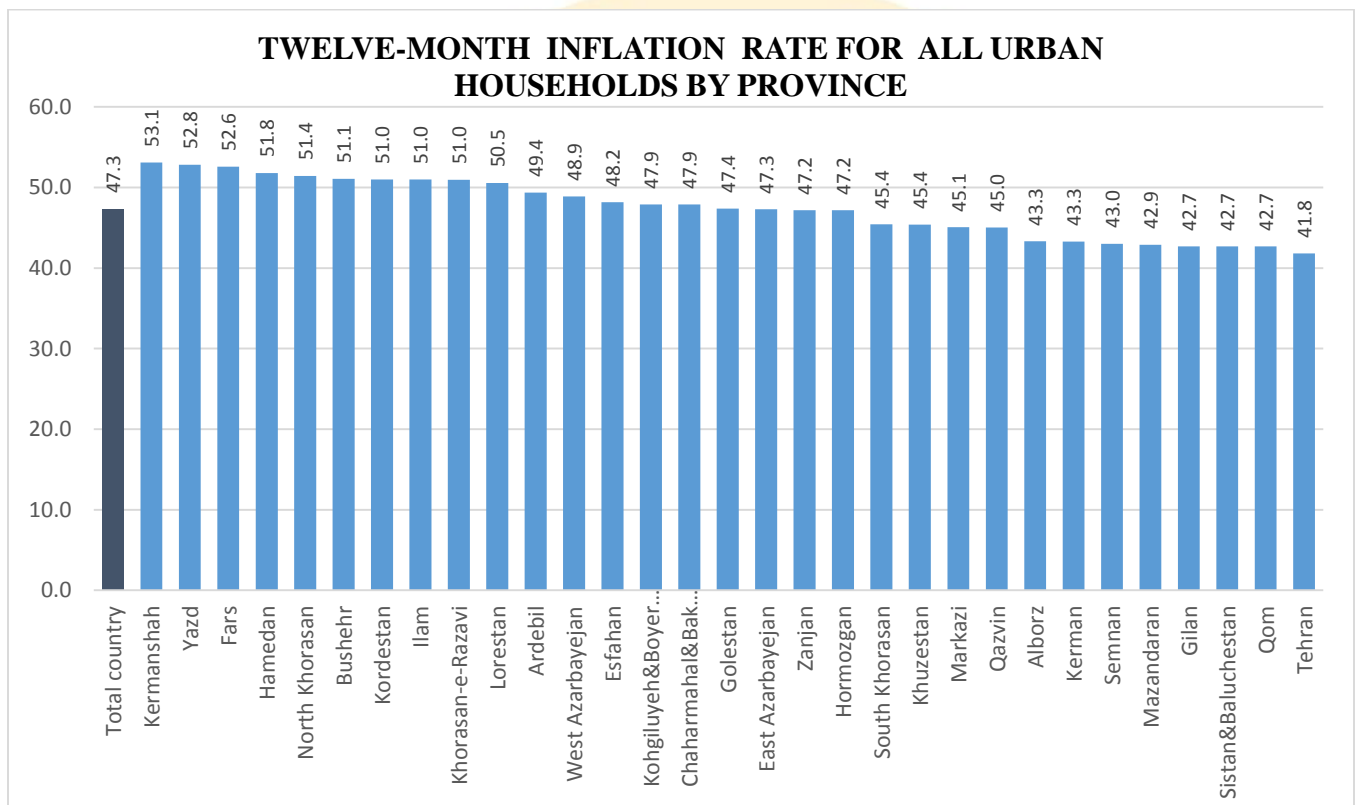
Urban Households

The general index for urban households (1395=100) stood at 323.8 in the month of Tir of the year 1400 indicating a 3.6 percent rise compared with the previous month. In this month, the highest monthly inflation rate of urban households went to Lorestan province with a 6.9 percent increase and the lowest monthly inflation rate was for Semnan and Sistan & Baluchestan provinces with a 1.3 percent rise. In the month of Tir of the year 1400, the percentage change in the general index for urban households was 42.9 percent in contrast to the corresponding month of the previous year (point-to-point inflation). The highest point-to-point inflation rate was for Ilam province with 52.7 percent and the lowest one went to Tehran province with 37.7 percent. The twelve-month inflation rate ending the month of Tir of the year 1400 for urban households stood at 43.7 percent. The highest twelve-month inflation rate went to Kordestan province with 49.9 percent, and the lowest one was for Qom province with 40.1 percent.



Rural Households

The general index for rural households (1395=100) stood at 347.0 in the month of Tir of the year 1400 indicating a 3.2 percent rise compared with the previous month. In this month, the highest monthly inflation rate of rural households went to Khuzestan province with a 5.2 percent increase and the lowest increase in monthly inflation rate was for Gilan province with 1.4 percent. In the month of Tir of the year 1400, the percentage change in the general index for rural households was 47.7 percent in contrast to the corresponding month of the previous year (point-to-point inflation). The highest point-to-point inflation rate of rural households was for Ilam with 59.1 percent and the lowest one went to Tehran province with 40.5 percent. The twelve-month inflation rate ending the month of Tir of the year 1400 for rural households stood at 47.3 percent. The highest twelve-month inflation rate went to Kermanshah province with 53.1 percent, and the lowest one was for Tehran province with 41.8 percent.





General Price Index of Goods and Services for National Households and Percentage Changes in Index by Province, Month: Tir, Year: 1400 Base Year: 1395=100

Province	General index				Food, beverages and tobacco					Non-food items and services				
	General index	Monthly inflation	Point-to-point inflation	Twelve month inflation rate	Weight	Index	Monthly inflation	Point-to-point inflation	Twelve month inflation rate	Weight	Index	Monthly inflation	Point-to-point inflation	Twelve-month inflation rate
Total country	327.4	3.5	43.6	44.2	27.24	418.5	3.1	56.9	54.5	72.76	293.3	3.8	37.4	39.4
Markazi	327.3	3.2	46.0	43.0	31.85	405.0	2.0	54.7	49.5	68.15	291.0	4.0	40.9	39.2
Gilan	309.9	2.5	44.1	43.1	25.01	363.3	1.1	50.8	46.8	74.99	292.1	3.1	41.5	41.7
Mazandaran	319.5	4.5	45.0	42.3	29.17	387.9	2.3	53.2	49.9	70.83	291.4	5.8	40.9	38.4
East Azarbayejan	349.0	3.2	48.7	48.4	30.00	422.5	2.4	56.6	55.6	70.00	317.6	3.7	44.6	44.7
West Azarbayejan	324.3	4.4	51.6	45.0	33.06	411.9	3.5	62.4	56.9	66.94	281.0	5.1	44.6	37.4
Kermanshah	340.2	2.6	44.0	48.9	31.62	442.1	2.3	55.0	61.0	68.38	293.1	2.8	37.2	41.7
Khuzestan	333.7	4.5	46.7	46.1	33.32	411.7	4.7	53.6	51.5	66.68	294.7	4.4	42.2	42.7
Fars	314.9	4.1	46.8	47.3	27.45	439.6	5.5	61.7	60.0	72.55	267.7	3.2	38.8	40.8
Kerman	317.8	3.8	46.3	44.8	33.88	413.0	4.3	57.6	55.0	66.12	269.1	3.5	38.5	37.9
Khorasan-e-Razavi	317.2	1.7	44.2	45.1	33.45	433.4	1.8	55.5	59.1	66.55	258.8	1.7	35.9	35.4
Esfahan	310.7	3.6	45.5	42.7	24.18	419.3	3.3	57.8	55.2	75.82	276.1	3.8	40.2	37.5
Sistan & Baluchestan	332.9	1.6	46.8	45.6	43.20	399.3	1.6	55.2	49.0	56.80	282.3	1.6	38.8	42.2
Kordestan	352.3	2.3	45.8	50.1	37.16	421.0	3.0	53.4	58.8	62.84	311.7	1.9	40.3	44.0
Hamedan	331.0	4.1	42.2	47.4	31.70	392.9	4.2	46.8	54.2	68.30	302.2	4.0	39.6	43.6
Chaharmahal & Bakhtiyari	367.2	2.8	47.0	48.8	37.03	438.9	3.0	57.7	54.9	62.97	325.0	2.6	39.5	44.5
Lorestan	372.0	5.9	50.7	46.9	34.63	435.5	2.5	57.3	60.5	65.37	338.3	8.3	46.6	38.8
Ilam	387.1	2.5	53.9	49.3	35.32	444.0	2.0	65.6	56.6	64.68	356.1	2.8	46.9	44.8
Kohgiluyeh & Boyerahmad	345.1	3.2	52.7	47.0	35.99	404.8	5.0	66.0	53.2	64.01	311.5	1.9	44.3	42.9
Bushehr	335.6	4.2	46.6	44.8	31.53	457.2	5.2	59.7	52.0	68.47	279.6	3.4	38.1	40.2
Zanjan	327.5	2.6	49.1	47.9	32.96	371.2	3.7	51.9	54.1	67.04	306.1	1.9	47.5	44.3
Semnan	309.6	1.4	41.5	41.8	31.81	383.4	1.6	52.7	49.0	68.19	275.2	1.3	35.0	37.6
Yazd	321.2	2.2	46.0	43.9	31.90	428.7	3.3	59.2	55.1	68.10	270.9	1.5	37.6	36.9
Hormozgan	332.0	3.2	47.8	45.1	28.90	476.1	3.9	60.0	60.2	71.10	273.4	2.7	40.3	36.3
Tehran	328.5	4.1	37.7	41.7	19.05	422.2	3.3	58.4	52.4	80.95	306.5	4.3	32.2	38.7
Ardebil	321.9	3.3	44.1	45.6	37.05	398.2	2.3	52.7	54.3	62.95	277.1	4.2	37.6	39.0
Qom	295.5	2.7	39.5	40.2	26.44	388.9	3.7	49.8	46.8	73.56	262.0	2.1	34.6	37.0
Qazvin	328.4	4.3	46.3	44.9	34.27	398.2	3.1	55.2	52.3	65.73	291.9	5.1	40.6	40.3
Golestan	343.1	2.0	47.3	47.0	30.21	437.3	2.1	59.3	54.8	69.79	302.4	2.0	40.6	42.6
North Khorasan	364.9	2.5	49.6	49.3	34.31	428.0	1.1	58.6	58.4	65.69	332.0	3.5	44.0	43.9
South Khorasan	356.2	3.4	48.8	44.8	36.90	408.3	3.8	55.0	50.3	63.10	325.8	3.1	44.6	41.1
Alborz	316.4	2.9	45.8	42.6	23.78	422.5	2.8	62.8	57.8	76.22	283.3	2.9	39.1	36.7



General Price Index of Goods and Services for Urban Households and Percentage Changes in Index by Province, Month: Tir Year: 1400

Base Year:1395=100

Province	General index				Food, beverages and tobacco					Non-food items and services				
	General index	Monthly inflation	Point-to-point inflation	Twelve month inflation rate	Weight	Index	Monthly inflation	Point-to-point inflation	Twelve month inflation rate	Weight	Index	Monthly inflation	Point-to-point inflation	Twelve-month inflation rate
Total country	323.8	3.6	42.9	43.7	25.03	420.5	3.2	57.6	54.5	74.97	291.6	3.8	36.7	39.1
Markazi	322.9	3.2	45.3	42.6	29.68	402.2	1.7	53.7	49.0	70.32	289.4	4.1	40.8	39.1
Gilan	309.4	2.9	44.0	43.3	22.06	376.1	2.3	53.2	48.5	77.94	290.6	3.2	40.9	41.5
Mazandaran	313.1	4.5	44.9	42.0	27.28	379.2	1.9	53.6	49.3	72.72	288.3	5.8	40.9	38.6
East Azarbayejan	345.4	3.3	49.0	48.8	27.20	432.2	2.5	60.1	58.0	72.80	313.0	3.7	43.9	44.6
West Azarbayejan	317.8	5.0	51.2	43.5	29.87	408.9	4.3	63.6	55.7	70.13	279.0	5.5	44.4	36.9
Kermanshah	333.2	2.6	43.0	48.0	29.49	432.0	2.3	54.9	59.8	70.51	291.9	2.8	36.5	41.6
Khuzestan	331.6	4.3	46.0	46.3	31.00	414.6	4.2	52.7	51.9	69.00	294.3	4.4	42.1	43.0
Fars	303.7	3.9	44.7	45.9	24.54	432.7	5.3	60.6	60.2	75.46	261.8	3.2	37.4	39.6
Kerman	319.5	4.1	47.6	45.4	30.59	440.0	4.9	62.4	57.9	69.41	266.5	3.5	38.4	37.9
Khorasan-e-Razavi	305.9	1.7	43.6	43.6	30.86	435.8	1.7	58.2	59.8	69.14	247.9	1.7	33.9	33.4
Esfahan	307.5	3.7	45.1	42.2	23.50	416.7	3.4	57.7	54.6	76.50	273.9	3.8	39.9	37.1
Sistan & Baluchestan	338.5	1.3	47.3	46.9	37.28	423.3	0.9	55.2	49.1	62.72	288.1	1.6	41.1	45.1
Kordestan	348.5	2.4	45.6	49.9	34.99	432.1	3.3	55.9	60.0	65.01	303.5	1.7	38.6	43.2
Hamedan	327.9	4.2	42.6	45.8	27.99	398.0	4.7	48.4	51.9	72.01	300.6	4.0	39.8	43.0
Chaharmahal & Bakhtiyari	366.4	2.7	46.5	49.2	34.96	438.7	2.8	59.0	55.5	65.04	327.6	2.7	38.7	45.1
Lorestan	368.3	6.9	50.6	45.6	32.32	442.3	3.5	58.7	61.2	67.68	333.0	9.2	45.8	37.1
Ilam	387.0	2.5	52.7	48.9	33.01	446.6	2.2	64.6	55.5	66.99	357.6	2.6	46.3	45.2
Kohgiluyeh & Boyerahmad	342.0	2.9	50.8	46.5	32.46	413.0	4.7	65.3	53.0	67.54	308.0	1.8	42.7	42.8
Bushehr	328.6	4.3	45.9	43.2	29.95	458.7	5.5	59.4	50.6	70.05	273.0	3.5	37.5	38.6
Zanjan	331.3	2.7	51.2	48.1	29.97	382.4	4.3	56.3	54.6	70.03	309.5	1.9	48.7	44.8
Semnan	307.1	1.3	41.5	41.5	30.33	387.7	1.2	52.4	49.4	69.67	272.0	1.4	35.4	37.2
Yazd	313.6	2.1	45.1	42.5	32.04	422.4	3.2	58.4	54.3	67.96	262.3	1.4	36.4	35.0
Hormozgan	321.9	2.9	46.2	44.2	24.30	493.0	3.5	61.3	62.0	75.70	267.0	2.6	38.4	35.7
Tehran	328.3	4.1	37.7	41.7	18.84	421.4	3.3	58.3	52.2	81.16	306.6	4.3	32.2	38.7
Ardebil	314.8	3.5	43.0	44.2	34.35	397.5	2.6	52.4	53.2	65.65	271.5	4.2	36.6	38.0
Qom	295.1	2.7	39.5	40.1	26.11	389.4	3.8	50.0	46.8	73.89	261.8	2.1	34.6	36.9
Qazvin	324.9	4.3	46.2	44.9	31.80	398.0	3.3	58.5	52.5	68.20	290.8	5.0	39.3	40.6
Golestan	341.2	2.2	46.4	46.8	27.05	441.3	2.5	58.3	54.1	72.95	304.1	2.0	40.6	43.3
North Khorasan	358.8	2.7	50.1	48.3	30.53	435.0	0.9	60.7	59.5	69.47	325.3	3.7	44.5	42.6
South Khorasan	352.9	3.2	48.2	44.5	34.71	405.4	3.1	54.2	49.7	65.29	324.9	3.2	44.4	41.3
Alborz	316.0	2.8	45.7	42.6	23.44	422.7	2.7	62.8	58.0	76.56	283.3	2.9	39.0	36.7



General Price Index of Goods and Services for Rural Households and Percentage Changes in Index by Province, Month: Tir Year: 1400

Base Year:1395=100

Province	General index				Food, beverages and tobacco					Non-food items and services				
	General index	Monthly inflation	Point-to-point inflation	Twelve month inflation rate	Weight	Index	Monthly inflation	Point-to-point inflation	Twelve month inflation rate	Weight	Index	Monthly inflation	Point-to-point inflation	Twelve-month inflation rate
Total country	347.0	3.2	47.7	47.3	39.62	411.2	2.9	54.2	54.5	60.38	304.9	3.4	42.4	41.6
Markazi	348.8	3.0	49.1	45.1	42.30	414.7	2.7	58.0	51.0	57.70	300.4	3.3	41.0	39.7
Gilan	311.2	1.4	44.2	42.7	33.87	338.3	-1.3	45.7	43.4	66.13	297.3	3.1	43.4	42.3
Mazandaran	331.9	4.7	45.3	42.9	32.77	401.7	2.9	52.5	50.8	67.23	297.8	5.8	40.9	38.1
East Azarbayejan	361.7	2.8	47.7	47.3	39.80	399.3	2.0	48.4	49.8	60.20	336.9	3.5	47.2	45.5
West Azarbayejan	342.1	2.9	52.6	48.9	41.77	417.9	2.1	60.3	59.3	58.23	287.7	3.8	45.3	39.3
Kermanshah	372.4	2.5	48.2	53.1	41.41	475.0	2.2	55.3	64.7	58.59	300.0	2.9	41.0	42.2
Khuzestan	344.8	5.2	49.9	45.4	45.60	401.6	6.4	56.9	50.1	54.40	297.1	3.9	42.7	40.6
Fars	360.5	4.6	54.1	52.6	39.33	457.0	5.9	64.3	59.5	60.67	298.0	3.4	45.2	46.6
Kerman	313.8	3.3	43.3	43.3	41.71	365.8	3.0	48.4	49.5	58.29	276.5	3.5	38.7	37.9
Khorasan-e-Razavi	366.5	1.7	46.7	51.0	44.72	426.4	1.8	48.0	57.1	55.28	318.0	1.6	45.4	44.7
Esfahan	347.6	3.2	49.4	48.2	31.92	440.8	2.8	58.9	59.7	68.08	303.8	3.4	43.6	41.3
Sistan & Baluchestan	321.3	2.3	45.8	42.7	55.40	366.2	2.7	55.2	49.0	44.60	265.7	1.5	32.1	33.7
Kordestan	365.1	2.2	46.6	51.0	44.55	391.2	2.0	46.5	55.6	55.45	344.2	2.4	46.6	46.9
Hamedan	340.0	3.7	41.2	51.8	42.56	382.9	3.2	43.8	59.0	57.44	308.2	4.1	39.0	45.8
Chaharmahal & Bakhtiari	369.4	3.0	48.4	47.9	42.84	439.6	3.7	55.0	53.4	57.16	316.7	2.2	42.1	42.6
Lorestan	382.6	3.2	51.3	50.5	41.26	420.3	0.3	54.2	58.8	58.74	356.0	5.7	48.9	44.2
Ilam	387.9	2.6	59.1	51.0	44.98	436.2	1.3	68.8	60.0	55.02	348.5	3.9	50.4	42.6
Kohgiluyeh & Boyerahmad	351.4	3.7	56.8	47.9	43.38	392.1	5.4	67.1	53.4	56.62	320.2	2.2	48.2	43.2
Bushehr	362.7	3.7	49.3	51.1	37.71	452.2	4.4	60.4	56.5	62.29	308.5	3.1	40.6	46.8
Zanjan	315.2	2.0	42.3	47.2	42.65	345.5	2.1	41.9	53.1	57.35	292.6	1.9	42.5	42.1
Semnan	321.6	1.7	41.7	43.0	38.74	367.5	3.0	54.0	47.4	61.26	292.5	0.8	33.2	39.9
Yazd	375.6	2.8	51.8	52.8	30.92	474.6	3.9	64.8	60.7	69.08	331.3	2.1	44.4	48.4
Hormozgan	355.5	3.7	51.5	47.2	39.64	451.9	4.6	57.9	57.4	60.36	292.2	2.9	45.5	38.2
Tehran	336.9	3.7	40.5	41.8	26.74	441.2	3.3	60.7	57.1	73.26	298.8	3.8	31.6	35.1
Ardebil	342.1	2.6	47.0	49.4	44.68	399.5	1.4	53.2	56.6	55.32	295.7	3.9	40.8	42.2
Qom	311.3	2.0	40.6	42.7	38.45	376.9	2.1	46.0	46.0	61.55	270.3	1.9	36.1	39.9
Qazvin	341.9	4.2	46.9	45.0	44.04	398.9	2.7	46.5	51.5	55.96	297.1	5.8	47.2	38.7
Golestan	347.2	1.7	49.3	47.4	36.83	431.3	1.6	61.0	55.9	63.17	298.1	1.7	40.7	41.1
North Khorasan	379.2	2.2	48.4	51.4	43.15	416.4	1.3	55.1	56.5	56.85	350.9	3.0	42.9	47.2
South Khorasan	364.8	4.0	50.3	45.4	42.47	414.1	5.1	56.6	51.4	57.53	328.4	2.9	44.9	40.4
Alborz	323.5	3.6	48.3	43.3	29.93	418.9	4.6	62.6	54.7	70.07	282.7	3.1	40.5	37.1



General Price Index of Goods and Services for National Households by Province and Main Groups

Month: Tir Year: 1400

Base Year: 1395=100

Province	Main groups	Foods and beverages	Tobacco	Clothing and footwear	Housing, water, electricity, gas and other fuels	Furnishings, household equipment and routine household maintenance	Health & medical services	Transport	Communication	Recreation and culture	Education	Restaurants and hotels	Miscellaneous goods and services
Total country		417.1	478.5	384.1	230.7	455.43	275.3	415.2	176.4	423.5	218.86	347.5	367.0
Markazi		402.0	497.1	336.2	209.9	467.08	262.4	391.7	164.9	421.5	199.19	348.3	354.1
Gilan		360.6	457.6	352.8	213.3	470.74	276.1	412.3	197.6	411.6	214.64	307.1	340.2
Mazandaran		386.6	455.1	383.8	185.4	473.54	285.3	447.0	188.6	413.2	240.61	328.5	343.8
East Azarbayejan		420.9	468.4	436.5	191.1	548.66	330.0	442.5	151.7	428.0	195.99	381.6	412.2
West Azarbayejan		409.9	472.6	440.0	187.9	486.22	323.7	353.8	163.1	437.7	230.63	307.6	342.4
Kermanshah		439.7	531.6	390.3	235.5	430.72	238.6	353.7	151.6	421.9	184.18	377.3	459.6
Khuzestan		409.6	509.0	323.8	214.5	422.63	273.0	453.5	192.4	359.2	214.73	270.3	344.9
Fars		436.1	618.3	384.5	189.7	451.04	270.7	385.3	192.0	395.1	212.26	346.9	354.0
Kerman		412.2	463.7	372.9	184.7	451.11	332.6	355.7	163.6	400.9	239.01	399.7	366.5
Khorasan-e-Razavi		433.2	454.0	455.2	168.5	489.11	247.5	358.8	170.0	412.7	229.53	367.2	395.4
Esfahan		417.2	510.5	364.1	202.7	483.52	292.0	330.0	182.8	466.6	192.66	356.3	358.6
Sistan & Baluchestan		399.6	385.2	351.6	178.7	381.24	227.5	509.4	150.6	334.6	133.49	309.3	298.7
Kordestan		420.0	449.4	466.3	201.2	495.60	266.1	350.1	170.5	493.0	186.01	349.1	474.8
Hamedan		391.4	430.8	381.8	226.2	496.72	240.4	395.6	200.8	421.4	224.38	397.8	299.6
Chaharmahal&Bakhtiari		436.1	516.1	348.2	255.5	466.18	273.9	393.9	236.5	391.1	207.26	340.0	384.5
Lorestan		434.3	480.3	441.4	305.4	522.19	250.4	344.5	192.9	404.1	218.52	407.5	334.7
Ilam		443.8	464.0	448.9	236.2	541.16	344.7	422.6	222.9	547.2	185.25	382.6	453.5
Kohgiluyeh & Boyerahmad		404.6	457.3	366.7	209.7	438.53	247.5	353.0	186.8	425.9	190.72	323.0	407.7
Bushehr		457.0	472.0	391.9	200.3	480.42	252.8	401.5	155.9	368.3	192.89	365.7	383.3
Zanjan		368.3	481.0	495.6	205.2	468.97	290.1	377.9	135.3	485.1	204.30	345.0	380.0
Semnan		382.5	492.3	360.9	223.0	416.15	275.3	347.3	164.9	283.0	183.86	311.7	330.7
Yazd		425.8	569.5	376.6	196.3	534.75	272.2	337.9	160.7	453.7	222.27	384.1	363.4
Hormozgan		475.6	514.1	375.7	200.4	453.34	277.5	339.0	161.8	455.1	212.16	336.6	367.9
Tehran		421.6	449.4	341.0	274.2	381.92	268.3	468.7	178.2	427.9	230.66	366.5	357.9
Ardebil		395.9	460.5	344.3	206.2	431.45	260.3	328.2	146.1	349.7	197.51	348.5	366.0
Qom		387.8	445.5	329.7	215.1	388.96	233.8	363.0	190.2	332.9	226.07	345.1	312.4
Qazvin		395.9	480.4	352.9	195.8	505.33	279.9	411.5	153.1	470.9	207.62	361.6	398.8
Golestan		436.5	466.6	419.4	211.3	526.74	250.3	400.9	191.1	510.7	211.84	362.8	405.1
North Khorasan		422.2	627.5	497.2	202.4	560.69	306.6	414.7	190.1	457.7	226.04	368.4	431.3
South Khorasan		408.2	441.6	462.7	206.0	481.33	319.0	345.8	182.4	445.6	194.19	328.1	371.5
Alborz		422.8	406.2	385.1	232.9	431.28	273.3	429.3	137.1	442.9	234.66	274.2	368.7



Point-to-Point Inflation Rate of Consumer Goods and Services for National Households by Province and Main Groups

Month: Tir Year: 1400

Base Year:1395=100

Province \ Main groups	Foods and beverages	Tobacco	Clothing and footwear	Housing, water, electricity, gas and other fuels	Furnishings, household equipment and routine household maintenance	Health & medical services	Transport	Communication	Recreation and culture	Education	Restaurants and hotels	Miscellaneous goods and services
Total country	57.4	37.8	55.4	25.0	59.59	44.2	46.4	8.0	48.9	21.74	62.3	45.2
Markazi	55.6	35.0	50.2	37.9	59.19	35.6	34.1	6.4	44.6	20.64	46.3	45.5
Gilan	51.4	34.6	54.9	35.3	58.59	45.0	46.6	5.0	47.9	23.87	38.5	34.0
Mazandaran	53.5	38.1	59.3	20.0	63.46	43.8	59.3	10.0	54.0	10.08	46.6	43.5
East Azarbayejan	57.6	33.6	56.7	27.1	62.22	52.8	48.1	6.7	44.4	18.16	75.6	47.6
West Azarbayejan	63.7	36.6	63.8	35.1	64.85	53.8	38.5	5.7	51.9	26.32	53.8	49.5
Kermanshah	55.4	43.2	51.3	30.8	56.23	37.2	40.7	9.8	47.4	14.39	60.6	33.1
Khuzestan	54.2	34.6	43.6	35.3	57.47	43.3	49.9	9.1	40.9	25.37	36.5	49.0
Fars	62.5	37.9	56.4	22.7	63.80	52.6	45.3	11.7	60.3	21.68	55.7	53.7
Kerman	57.9	44.6	64.3	22.6	64.04	53.2	37.4	10.2	66.4	31.81	66.2	45.4
Khorasan-e-Razavi	55.8	35.1	63.4	15.5	64.83	35.4	43.5	7.0	50.8	31.83	58.7	54.6
Esfahan	58.7	32.5	55.7	35.0	61.66	45.4	36.6	6.9	49.7	14.04	51.5	39.9
Sistan & Baluchestan	55.6	34.1	54.1	15.6	66.53	47.9	53.5	3.3	53.8	7.50	54.5	32.7
Kordestan	54.3	32.8	60.4	25.8	58.22	41.7	43.8	6.0	49.2	15.56	59.8	34.4
Hamedan	47.7	28.8	50.6	33.3	57.83	39.5	40.0	5.2	38.8	29.76	57.3	36.4
Chaharmahal&Bakhtiyari	59.9	21.4	43.5	25.0	62.31	42.3	45.8	8.4	46.5	16.01	53.7	45.0
Lorestan	57.7	45.9	62.2	45.5	57.22	36.7	41.8	10.1	42.0	28.26	58.4	46.8
Ilam	65.8	45.4	64.1	22.9	68.29	54.6	52.2	18.2	56.0	9.28	55.2	54.9
Kohgiluyeh &Boyerahmad	66.1	38.9	56.2	28.5	57.80	43.1	42.1	8.7	45.7	17.32	55.5	55.9
Bushehr	59.9	44.1	64.7	24.9	64.90	45.0	42.4	7.3	41.2	18.45	65.6	46.2
Zanjan	51.8	55.4	90.5	24.5	74.74	54.0	45.6	2.9	70.4	18.23	60.5	54.6
Semnan	53.0	28.8	46.7	29.2	50.12	40.6	37.9	5.6	38.8	22.43	45.4	36.6
Yazd	59.8	39.0	51.0	29.2	64.14	50.3	34.4	6.2	43.1	20.22	62.7	36.1
Hormozgan	60.3	38.3	60.8	28.5	56.99	48.9	36.3	4.8	51.3	30.28	64.5	58.6
Tehran	58.7	48.3	46.0	21.9	50.73	41.6	50.2	9.0	48.1	22.85	82.5	45.0
Ardebil	53.1	42.1	48.4	23.1	57.55	40.5	39.1	3.0	41.2	19.04	59.6	53.0
Qom	50.3	30.7	44.4	29.8	50.97	37.1	37.4	2.7	33.9	21.93	67.4	37.5
Qazvin	56.2	30.0	56.6	27.7	62.67	49.7	46.0	3.3	53.0	22.48	58.9	32.5
Golestan	59.7	49.9	63.5	26.9	56.29	44.1	42.7	15.4	51.5	16.78	53.0	55.5
North Khorasan	58.8	54.8	60.8	27.0	59.33	43.6	46.3	11.0	54.5	17.53	61.6	53.3
South Khorasan	55.0	29.9	57.2	31.7	64.80	54.8	36.8	3.5	55.2	19.22	47.1	42.2
Alborz	63.8	24.6	66.2	28.8	70.42	46.9	46.9	4.4	52.7	29.76	43.0	51.6



Annual Inflation Rate of Consumer Goods and Services for National Households by Province and Main Groups

Month: Tir Year: 1400

Base Year:1395=100

Province	Main groups	Foods and beverages	Tobacco	Clothing and footwear	Housing, water, electricity, gas and other fuels	Furnishings, household equipment and routine household maintenance	Health & medical services	Transport	Communication	Recreation and culture	Education	Restaurants and hotels	Miscellaneous goods and services
Total country		54.8	45.7	47.8	27.1	58.99	36.9	63.4	18.4	51.7	22.26	43.8	45.6
Markazi		50.0	39.0	41.3	28.6	57.69	32.8	48.8	18.3	54.5	21.92	39.8	41.1
Gilan		47.5	30.7	43.6	27.6	59.09	39.2	64.7	21.9	63.8	22.45	35.3	40.9
Mazandaran		50.0	45.2	53.1	17.3	62.67	34.8	63.1	21.1	49.2	21.95	35.6	40.4
East Azarbayejan		55.9	50.5	49.4	24.5	65.29	46.6	65.3	10.3	50.4	17.51	53.3	49.9
West Azarbayejan		57.6	43.3	51.5	21.9	61.65	38.7	49.9	11.8	50.5	24.43	36.5	42.2
Kermanshah		61.3	51.0	47.8	33.5	52.16	32.6	53.2	8.3	58.2	11.46	44.7	61.6
Khuzestan		51.6	47.7	35.9	31.5	56.77	33.3	69.2	20.4	46.4	21.27	28.4	40.8
Fars		60.2	53.3	58.3	20.3	69.43	51.1	61.9	20.9	74.4	27.97	52.7	53.0
Kerman		55.4	39.9	59.2	21.3	58.55	47.8	50.1	10.4	58.7	29.11	49.1	48.0
Khorasan-e-Razavi		59.4	39.2	59.0	16.8	63.38	30.6	55.8	14.7	48.9	24.51	47.0	50.0
Esfahan		55.7	39.9	43.4	27.1	59.95	37.1	46.3	24.2	53.5	10.99	38.2	46.3
Sistan & Baluchestan		49.4	30.1	42.6	14.6	59.57	32.8	84.6	5.2	45.3	8.33	42.3	42.1
Kordestan		59.3	47.1	56.0	26.4	60.79	35.8	52.1	13.4	60.5	15.52	47.0	60.6
Hamedan		54.7	43.6	45.0	35.1	67.25	30.4	58.8	21.2	49.0	24.22	42.0	36.7
Chaharmahal&Bakhtiyari		56.4	29.7	46.2	29.0	65.29	41.7	58.5	34.6	50.6	19.44	35.7	47.7
Lorestan		60.8	49.9	57.6	26.7	59.25	27.9	49.8	25.9	53.6	24.38	42.2	38.1
Ilam		56.7	42.0	51.5	25.0	57.58	47.9	63.0	25.5	54.2	9.52	46.1	51.8
Kohgiluyeh &Boyerahmad		53.2	46.2	45.2	25.3	54.26	37.5	56.4	22.3	54.6	16.34	39.4	53.9
Bushehr		51.9	54.7	55.4	26.1	58.92	35.1	61.9	10.7	44.0	17.03	47.7	43.8
Zanjan		54.2	51.6	70.6	24.5	68.75	41.2	55.4	4.4	66.8	15.64	42.1	50.3
Semnan		49.1	37.4	45.9	31.2	48.01	34.1	52.1	13.2	31.0	20.03	35.4	37.1
Yazd		55.4	44.2	43.5	25.7	60.09	37.2	47.9	14.1	52.4	22.57	42.4	45.3
Hormozgan		60.4	46.4	49.5	21.3	64.36	35.9	45.1	12.3	66.0	27.29	47.6	48.9
Tehran		52.3	54.7	36.7	30.6	48.99	34.6	72.5	20.3	45.7	25.14	52.3	40.8
Ardebil		54.6	46.7	50.6	28.4	55.18	34.3	48.8	5.9	41.3	20.37	41.3	46.3
Qom		46.9	41.6	42.6	28.0	53.18	36.1	56.4	24.7	37.9	22.77	52.3	40.1
Qazvin		52.7	40.6	45.1	19.0	63.12	38.7	66.7	10.0	51.5	22.19	46.3	52.1
Golestan		55.1	45.2	53.0	24.3	60.67	39.4	62.4	28.1	59.8	17.44	39.0	49.0
North Khorasan		58.3	60.5	53.4	21.1	63.91	41.2	58.6	25.5	60.2	15.01	48.6	56.8
South Khorasan		50.3	34.4	43.2	25.1	59.67	41.3	48.0	19.7	61.9	17.35	40.5	43.3
Alborz		58.3	38.8	54.4	25.1	56.76	35.8	65.9	7.6	48.8	21.95	23.7	44.4

Contact information:

For more information on national CPI in current month, time series of CPI for national households and time series of national CPI for expenditure deciles, please visit: www.amar.org.ir

Address:

Statistical Centre of Iran

No. 1, corner of Rahee Moayeri St., Dr. Fatemi Ave., Tehran 1414663111, I. R. Iran

Tel: +98 21 88958189

Email: int@sci.org.ir

The release of the report for the Month of Mordad, the year 1400, September, 2021



Statistical Centre of Iran