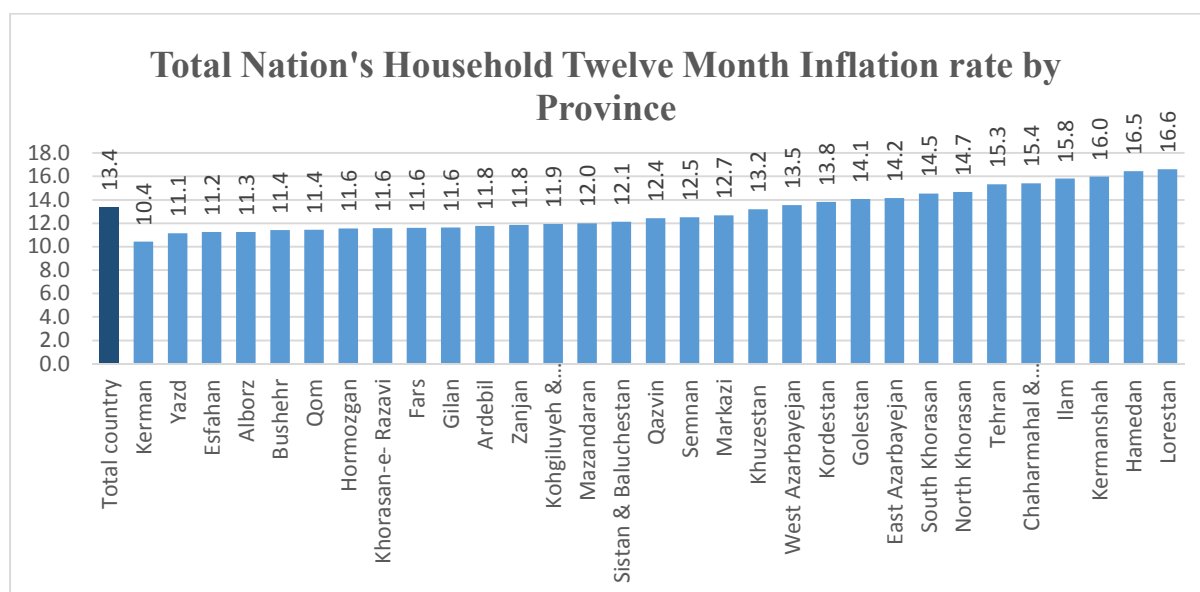


Ilam Sees Highest Inflation among Iranian Provinces in the Month of Mehr 1397¹

Total Households

In the month of Mehr² of the year 1397, the nation's household general index (1395=100) stood at 144.1 which increased by 7.1 percent compared to the previous month. In this month, the province of Ilam sees the highest monthly inflation rate of the nation's household with a 9.5 percent increase and the lowest monthly inflation rate belongs to Qom province with a 5.0 percent rise. Percentage change of general index for the nation's households is 32.8 percent compared to the corresponding month of the previous year (point to point inflation). The highest point to point inflation rate is for Ilam province with 39.9 percent and the lowest one was for Kerman province with 26.1 percent. That is to say that the households residing in Ilam province, on average, would spend 7.1 percent more than the nation's total mean, and the households living in Kerman province, on average, would spend 6.7 percent less than the nation's total mean compared to the month of Mehr of the year 1396 if the “**same range of goods and services**” was purchased by these households in both provinces. The twelve month inflation rate ending to the month of Mehr of the year 1397 for the nation's households stood at 13.4 percent. The highest twelve month inflation rate goes to Lorestan province with 16.6 percent and the lowest one is for Kerman province with 10.4 percent. The twelve-month inflation rate gap of provinces in the month of Mehr is 6.2 percent indicating a 1 percentage point rise compared to the previous month.



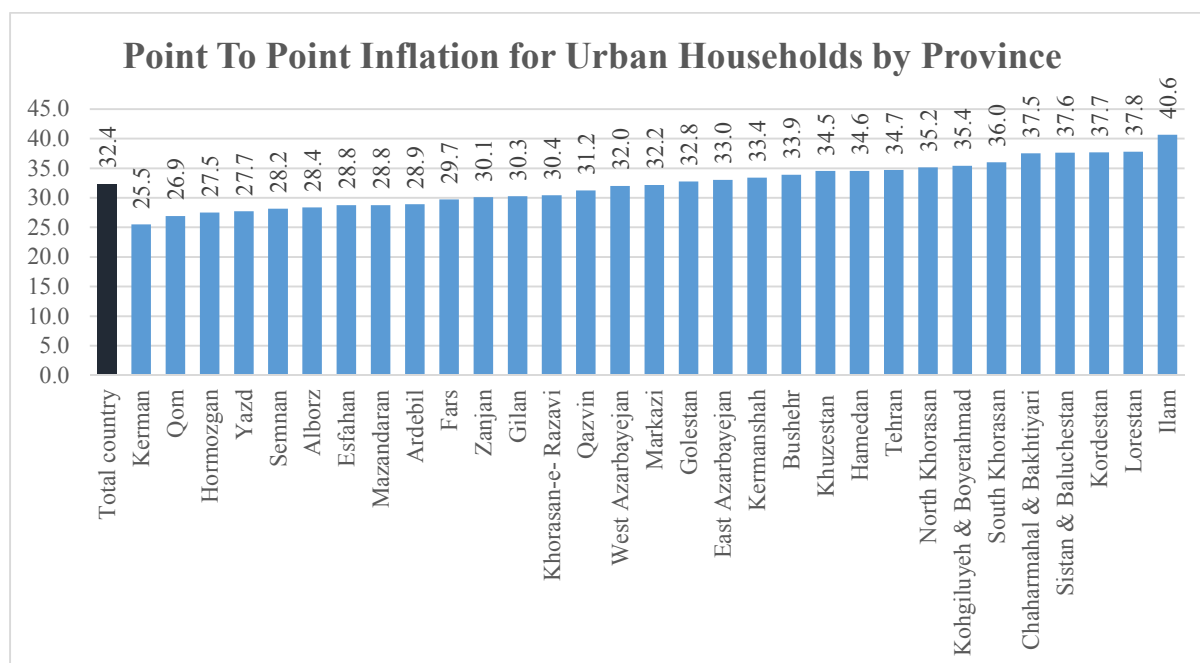
¹- It is the Iranian year which usually begins on the day of 21 March of the Gregorian calendar. To find the corresponding year of the Gregorian calendar, add 621 or 622 (depending on the time of the year) to a [solar Hijri](#) year. For example the corresponding year of the year 1397 in the Gregorian calendar is (21 March 2018-20 March 2019).

²- **Iranian months and their equivalent in Gregorian calendar**

Farvardin (21 March-20April)	Mehr (23 September-22 October)
Ordibehesht (21 April-21 May)	Aban (23 October-21 November)
Khordad (22 May-21 June)	Azar (22 November-21 December)
Tir (22 June-22 July)	Dey (22 December-20 January)
Mordad (23 July-22 August)	Bahman (21 January-19 February)
Shahrivar (23 August-22 September)	Esfand (20 February-20 March)

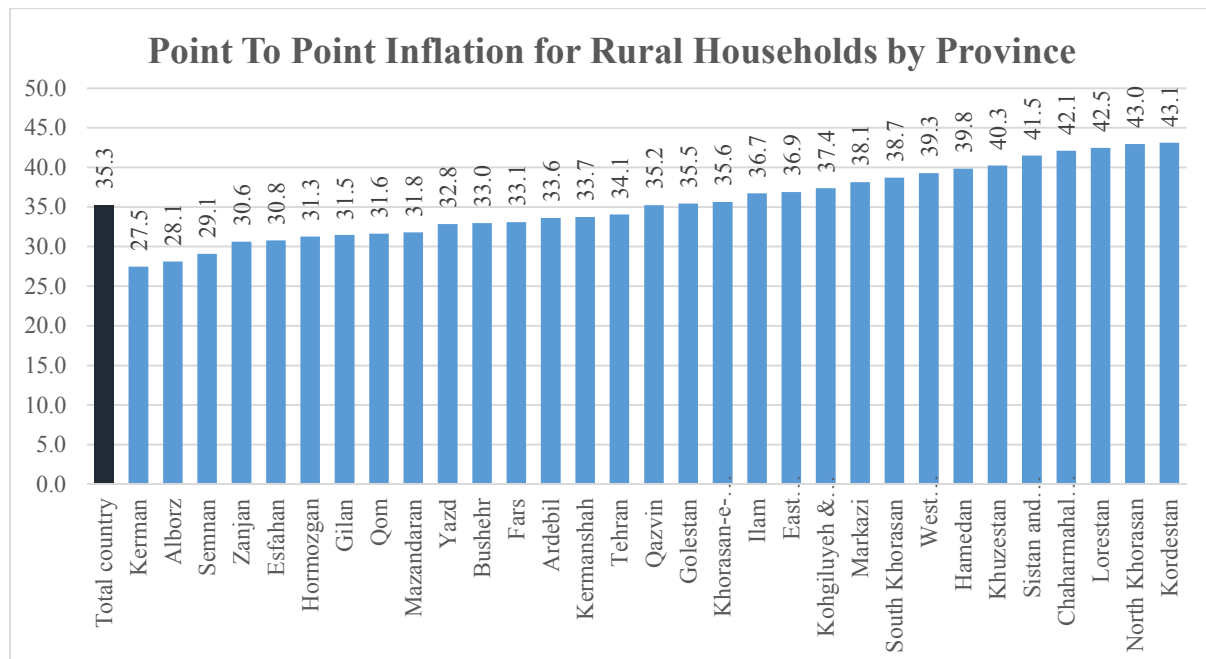
Urban Households

Urban household general index (1395=100) reached 143.6 in the month of Mehr of the year 1397, which increased by 6.8 percent compared to the previous month. In this month, the highest monthly inflation rate of the urban household goes to Ilam province with a 9.8 percent increase and the lowest monthly inflation rate belongs to Fars province with a 4.4 percent increase. The percentage change of general index for the urban households is 32.4 percent compared to the corresponding month of the previous year (point to point inflation). The highest point to point inflation rate is for Ilam province with 40.6 percent and the lowest one goes to Kerman province with 25.5 percent. That is to say that the urban households residing in Ilam province, on average, would spend 8.2 percent more than the nation's total mean, and the urban households living in Kerman province, on average, would spend 6.9 percent less than the nation's total mean compared to the month of Mehr of the year 1396 if the “**same range of goods and services**” was purchased by these households in both provinces. The twelve month inflation rate ending to the month of Mehr of the year 1397 for urban households stood at 13.4 percent. The highest twelve month inflation rate goes to Hamedan province with 17.3 percent, and the lowest one is for Yazd province with 11.0 percent. The twelve-month inflation rate gap of provinces in the month of Mehr is 6.3 percent indicating a 0.3 percentage point rise compared to the previous month.



Rural Household

Rural household general index (1395=100) stood at 146.8 in the month of Mehr of the year 1397, which increased by 8.3 percent compared to the previous month. In this month, the highest monthly inflation rate of the rural household goes to North Khorasan province with a 12.5 percent increase and the lowest monthly inflation rate belongs to Semnan province with a 5.3 percent increase. The percentage change of general index for the rural households is 35.3 percent compared to the corresponding month of the previous year (point to point inflation). The highest point to point inflation rate of rural households is for Kordestan province with 43.1 percent and the lowest one goes to Kerman province with 27.5 percent. That is to say that the rural households residing in Kordestan province, on average, would spend 7.8 percent more than the nation's total mean, and the rural households living in Kerman province, on average, would spend 7.8 percent less than the nation's total mean compared to the month of Mehr of the year 1396 if the “**same range of goods and services**” was purchased by these households in both provinces. The twelve month inflation rate ending to the month of Mehr of the year 1397 for rural households reached 13.0 percent. The highest twelve month inflation rate goes to Chahrmahal & Bakhtiari province with 16.3 percent, and the lowest one is for Kerman province with 8.0 percent. The twelve-month inflation rate gap of provinces in the month of Mehr is 8.3 percent indicating a 0.4 percentage point rise compared to the previous month.



Nation's Households Goods and Services General Price Index, and Percentage Changes of Index by Province
 Month: Mehr, Year: 1397

1395=100

Province	General Index				Food, beverages and tobacco					Non-foods items and services				
	General Index	Monthly Inflation	Point to point inflation	Twelve month inflation rate	Weight	Index	Monthly Inflation	Point to point inflation	Twelve month inflation rate	Weight	Index	Monthly Inflation	Point to point inflation	Twelve month inflation rate
Total country	144.1	7.1	32.8	13.4	27.24	161.8	8.6	47.5	17.4	72.76	137.4	6.4	27.2	11.8
Markazi	143.6	5.7	33.2	12.7	31.85	160.9	7.8	45.2	17.5	68.15	135.6	4.6	27.4	10.3
Gilan	142.1	8.5	30.6	11.6	25.01	159.5	11.4	49.3	14.5	74.99	136.3	7.4	24.5	10.7
Mazandaran	142.3	7.3	29.8	12.0	29.17	156.6	9.5	42.6	15.2	70.83	136.4	6.3	24.5	10.6
East Azarbayejan	145.8	6.0	33.9	14.2	30.00	162.6	8.0	48.0	17.8	70.00	138.6	5.0	27.8	12.5
West Azarbayejan	145.0	9.4	34.0	13.5	33.06	164.9	11.8	52.5	18.3	66.94	135.1	8.0	24.8	11.1
Kermanshah	147.8	6.0	33.5	16.0	31.62	163.5	7.4	48.8	19.0	68.38	140.6	5.2	26.4	14.6
Khuzestan	145.8	8.0	35.4	13.2	33.32	168.5	12.2	55.0	19.1	66.68	134.5	5.5	25.5	10.2
Fars	139.6	5.2	30.4	11.6	27.45	161.1	6.5	47.2	17.1	72.55	131.5	4.6	23.8	9.4
Kerman	136.6	7.0	26.1	10.4	33.88	153.6	8.9	41.5	15.7	66.12	127.8	5.8	18.1	7.7
Khorasan-e-Razavi	141.5	7.7	31.4	11.6	33.45	164.0	9.3	49.5	17.7	66.55	130.1	6.7	22.1	8.4
Esfahan	140.3	8.2	28.9	11.2	24.18	162.4	8.8	46.0	17.4	75.82	133.2	8.0	23.3	9.2
Sistan & Baluchestan	148.4	7.7	38.9	12.1	43.20	166.1	9.8	52.9	15.6	56.80	135.0	5.7	27.9	9.4
Kordestan	149.3	8.7	38.9	13.8	37.16	161.9	10.1	52.5	17.2	62.84	141.8	7.7	31.0	11.8
Hamedan	148.9	7.6	35.9	16.5	31.70	162.1	9.6	50.4	18.6	68.30	142.8	6.5	29.3	15.4
Chaharmahal & Bakhtiyari	154.4	6.5	38.7	15.4	37.03	173.3	8.7	52.8	19.9	62.97	143.3	5.0	30.2	12.6
Lorestan	154.2	7.9	38.9	16.6	34.63	163.2	7.8	50.4	18.6	65.37	149.4	8.0	33.1	15.5
Ilam	154.3	9.5	39.9	15.8	35.32	167.4	11.3	50.2	19.4	64.68	147.1	8.4	34.2	13.8
Kohgiluyeh & Boyerahmad	144.3	5.5	36.0	11.9	35.99	154.7	7.4	45.2	13.6	64.01	138.5	4.3	30.8	10.9
Bushehr	142.1	7.8	33.7	11.4	31.53	169.9	9.6	56.0	18.2	68.47	129.2	6.7	23.0	8.2
Zanjan	139.9	6.2	30.2	11.8	32.96	152.5	8.5	43.3	15.6	67.04	133.7	5.0	23.9	10.0
Semnan	140.4	5.2	28.3	12.5	31.81	155.0	8.4	40.7	14.8	68.19	133.6	3.6	22.5	11.4
Yazd	139.5	6.3	28.4	11.1	31.90	161.6	7.6	46.9	17.2	68.10	129.1	5.5	19.5	8.2
Hormozgan	138.8	8.1	28.6	11.6	28.90	167.9	13.5	54.2	18.1	71.10	127.0	5.4	18.1	8.8
Tehran	146.3	6.7	34.7	15.3	19.05	159.3	5.5	43.1	18.1	80.95	143.2	7.0	32.6	14.6
Ardebil	140.3	6.3	30.1	11.8	37.05	158.1	8.7	46.5	16.1	62.95	129.8	4.7	20.5	9.2
Qom	136.7	5.0	27.1	11.4	26.44	159.0	6.7	44.2	17.5	73.56	128.6	4.2	20.7	9.2
Qazvin	143.0	7.7	32.0	12.4	34.27	158.9	12.9	47.7	14.8	65.73	134.7	4.7	24.0	11.1
Golestan	147.5	8.0	33.6	14.1	30.21	167.2	9.3	49.4	17.6	69.79	139.0	7.4	26.7	12.5
North Khorasan	153.8	9.4	37.5	14.7	34.31	168.3	14.9	52.7	17.5	65.69	146.1	6.3	29.7	13.2
Alborz	138.0	6.0	28.4	11.3	23.78	159.6	8.9	46.4	16.6	76.22	131.3	4.9	22.7	9.5

Urban Households Goods and Services General Price Index, and Percentage Changes of Index by Province
Month: Mehr ,Year: 1397
1395=100

Province	General Index				Food, beverages and tobacco					Non-foods items and services				
	General Index	Monthly Inflation	Point to point inflation	Twelve month inflation rate	Weight	Index	Monthly Inflation	Point to point inflation	Twelve month inflation rate	Weight	Index	Monthly Inflation	Point to point inflation	Twelve month inflation rate
Total country	143.6	6.8	32.4	13.4	25.03	161.8	8.1	47.1	17.6	74.97	137.5	6.3	27.4	12.0
Markazi	142.6	5.4	32.2	12.4	29.68	159.3	7.5	43.6	16.9	70.32	135.5	4.5	27.2	10.4
Gilan	142.0	8.4	30.3	12.0	22.06	161.8	11.1	50.9	16.1	77.94	136.4	7.6	24.6	10.9
Mazandaran	141.5	7.1	28.8	11.8	27.28	155.4	9.3	40.7	14.8	72.72	136.2	6.3	24.3	10.7
East Azarbayejan	144.8	6.0	33.0	14.1	27.20	163.2	8.8	48.4	18.2	72.80	137.9	4.8	27.2	12.5
West Azarbayejan	142.9	8.5	32.0	13.0	29.87	161.0	10.2	49.2	16.7	70.13	135.2	7.7	24.7	11.3
Kermanshah	147.6	6.0	33.4	16.0	29.49	162.9	7.4	49.0	18.7	70.51	141.2	5.3	27.0	14.8
Khuzestan	144.7	7.6	34.5	13.0	31.00	168.4	12.2	55.0	19.4	69.00	134.0	5.1	25.2	10.1
Fars	138.5	4.4	29.7	11.5	24.54	160.5	5.1	48.3	17.4	75.46	131.3	4.1	23.5	9.5
Kerman	136.9	6.5	25.5	11.5	30.59	156.2	8.5	42.0	16.8	69.41	128.4	5.4	18.1	9.1
Khorasan-e-Razavi	139.5	7.6	30.4	11.1	30.86	163.7	9.6	49.7	17.8	69.14	128.8	6.6	21.5	8.0
Esfahan	140.0	8.2	28.8	11.2	23.50	162.7	8.7	46.3	17.3	76.50	133.0	7.9	23.2	9.3
Sistan & Baluchestan	148.1	7.2	37.6	12.5	37.28	171.8	9.5	55.2	17.5	62.72	134.0	5.5	26.7	9.5
Kordestan	148.1	7.6	37.7	13.9	34.99	160.3	8.1	50.4	17.3	65.01	141.6	7.4	30.9	12.0
Hamedan	148.6	6.7	34.6	17.3	27.99	163.0	8.0	48.4	19.8	72.01	143.0	6.1	29.2	16.3
Chaharmahal & Bakhtiyari	153.2	6.3	37.5	15.1	34.96	170.4	8.2	50.5	18.7	65.04	143.9	5.1	30.4	13.1
Lorestan	154.4	7.7	37.8	17.0	32.32	163.5	7.6	50.3	19.2	67.68	150.0	7.7	32.0	15.9
Ilam	155.8	9.8	40.6	16.3	33.01	170.3	12.3	51.8	20.5	66.99	148.7	8.4	35.0	14.2
Kohgiluyeh &Boyerahmad	144.5	4.6	35.4	11.9	32.46	155.8	6.3	44.6	13.1	67.54	139.1	3.7	30.9	11.3
Bushehr	142.2	7.0	33.9	11.7	29.95	173.0	8.3	59.6	19.3	70.05	129.1	6.3	22.6	8.4
Zanjan	140.4	6.3	30.1	11.8	29.97	154.3	8.9	43.5	15.6	70.03	134.4	5.0	24.4	10.2
Semnan	140.3	5.2	28.2	12.6	30.33	157.2	8.7	42.4	15.2	69.67	132.9	3.5	21.9	11.4
Yazd	138.8	6.2	27.7	11.0	32.04	162.0	7.7	47.5	17.3	67.96	127.8	5.3	18.3	7.9
Hormozgan	136.9	7.7	27.5	11.1	24.30	170.9	13.6	56.7	18.8	75.70	125.9	5.3	18.0	8.5
Tehran	146.3	6.7	34.7	15.3	18.84	159.4	5.5	43.0	18.1	81.16	143.3	7.0	32.7	14.7
Ardebil	139.3	5.8	28.9	11.6	34.35	158.6	8.3	46.0	16.3	65.65	129.1	4.3	19.9	9.1
Qom	136.6	4.9	26.9	11.5	26.11	159.1	6.6	44.2	17.7	73.89	128.6	4.3	20.6	9.2
Qazvin	142.0	6.9	31.2	12.6	31.80	157.6	11.8	46.7	15.3	68.20	134.6	4.5	24.1	11.3
Golestan	146.8	7.9	32.8	14.0	27.05	166.2	8.8	48.2	17.2	72.95	139.6	7.5	26.9	12.8
North Khorasan	150.6	8.0	35.2	14.2	30.53	164.1	12.4	50.0	16.7	69.47	144.7	6.0	28.8	13.1
South Khorasan	148.2	8.3	36.0	14.2	34.71	160.6	10.2	45.7	17.3	65.29	141.6	7.2	30.7	12.6
Alborz	138.0	6.0	28.4	11.3	23.44	159.9	9.2	46.7	16.6	76.56	131.3	4.9	22.7	9.6

Rural Households Goods and Services General Price Index, and Percentage Changes of Index by Province

Month: Mehr Year: 1397

1395=100

Province	General Index				Food, beverages and tobacco					Non-foods items and services				
	General Index	Monthly Inflation	Point to point inflation	Twelve month inflation rate	Weight	Index	Monthly Inflation	Point to point inflation	Twelve month inflation rate	Weight	Index	Monthly Inflation	Point to point inflation	Twelve month inflation rate
Total country	146.8	8.3	35.3	13.0	39.62	162.1	10.2	48.9	16.7	60.38	136.8	6.9	26.3	10.5
Markazi	148.8	7.2	38.1	14.1	42.30	166.3	8.9	50.8	19.6	57.70	135.9	5.7	28.5	9.9
Gilan	142.3	8.7	31.5	10.4	33.87	155.0	12.2	46.3	11.3	66.13	135.8	6.8	24.1	9.9
Mazandaran	143.8	7.6	31.8	12.3	32.77	158.4	9.9	45.7	15.8	67.23	136.6	6.4	25.0	10.6
East Azarbayejan	149.2	6.1	36.9	14.3	39.80	161.0	6.2	47.1	17.0	60.20	141.5	6.0	30.1	12.5
West Azarbayejan	150.5	11.8	39.3	15.1	41.77	172.5	14.9	58.8	21.3	58.23	134.8	9.0	25.2	10.4
Kermanshah	148.9	6.0	33.7	16.1	41.41	165.4	7.4	48.1	20.1	58.59	137.2	4.8	23.6	13.2
Khuzestan	151.6	10.0	40.3	14.0	45.60	168.7	12.1	55.0	18.0	54.40	137.3	7.9	27.7	10.5
Fars	144.3	8.6	33.1	11.9	39.33	162.7	10.4	44.3	16.4	60.67	132.4	7.1	25.4	8.8
Kerman	135.7	8.1	27.5	8.0	41.71	148.9	9.7	40.7	13.8	58.29	126.3	6.8	18.1	3.9
Khorasan-e-Razavi	149.8	7.9	35.6	13.6	44.72	164.9	8.5	49.0	17.2	55.28	137.6	7.4	24.8	10.5
Esfahan	143.1	9.1	30.8	11.4	31.92	160.1	9.0	43.6	17.5	68.08	135.2	9.2	24.6	8.4
Sistan & Baluchestan	149.1	8.7	41.5	11.3	55.40	158.2	10.4	49.5	12.9	44.60	137.9	6.5	31.5	9.3
Kordestan	153.1	12.2	43.1	13.7	44.55	166.1	15.7	58.2	16.8	55.45	142.7	9.1	31.4	11.1
Hamedan	149.7	10.3	39.8	14.0	42.56	160.5	12.7	54.5	16.3	57.44	141.7	8.3	29.5	12.2
Chaharmahal&Bakhtiari	157.8	7.1	42.1	16.3	42.84	179.9	9.6	58.1	22.7	57.16	141.2	4.8	29.6	11.3
Lorestan	153.7	8.7	42.5	15.6	41.26	162.6	8.3	50.6	17.2	58.74	147.4	8.9	36.8	14.4
Ilam	147.7	8.2	36.7	13.7	44.98	158.4	8.0	45.2	15.8	55.02	138.9	8.4	29.7	11.9
Kohgiluyeh &Boyerahmad	144.0	7.3	37.4	12.0	43.38	152.9	9.1	46.2	14.5	56.62	137.1	5.8	30.6	10.0
Bushehr	141.5	10.7	33.0	10.2	37.71	160.5	13.9	45.2	14.8	62.29	130.0	8.5	25.1	7.3
Zanjan	138.2	6.0	30.6	11.9	42.65	148.4	7.4	42.8	15.5	57.35	130.6	4.7	21.9	9.1
Semnan	141.0	5.3	29.1	11.9	38.74	147.1	7.3	34.4	13.2	61.26	137.2	3.9	25.7	11.1
Yazd	144.5	6.6	32.8	12.3	30.92	158.6	6.5	42.3	16.9	69.08	138.2	6.7	28.5	10.2
Hormozgan	143.4	8.9	31.3	12.7	39.64	163.5	13.5	50.7	17.1	60.36	130.2	5.5	18.6	9.7
Tehran	145.3	6.1	34.1	14.8	26.74	157.1	5.4	45.3	17.7	73.26	141.0	6.4	30.0	13.7
Ardebil	143.3	7.5	33.6	12.2	44.68	157.1	9.5	47.6	15.8	55.32	132.1	5.7	22.5	9.2
Qom	139.3	6.3	31.6	10.9	38.45	156.0	10.4	45.3	13.1	61.55	128.9	3.4	22.9	9.5
Qazvin	147.0	10.6	35.2	11.7	44.04	162.6	15.8	50.6	13.3	55.96	134.8	6.1	23.3	10.4
Golestan	148.9	8.3	35.5	14.2	36.83	168.6	10.2	51.4	18.2	63.17	137.3	7.0	26.0	11.8
North Khorasan	161.1	12.5	43.0	15.7	43.15	175.4	19.0	57.2	18.8	56.85	150.4	7.3	32.4	13.4
South Khorasan	152.1	7.3	38.7	15.4	42.47	164.5	8.8	49.5	19.1	57.53	143.0	6.1	30.7	12.6
Alborz	138.0	5.9	28.1	11.2	29.93	156.1	5.5	41.7	17.0	70.07	130.3	6.1	22.1	8.7

Contact information:

For more information on time series of CPI, and time series of CPI of expenditure deciles in the country, please visit:

www.amar.org.ir

Address:

Statistical Centre of Iran, No.211, Dr Fatemi Ave, The corner of Rae Moayeri Street, Postal code: 1414663111

Telfax: +98 2188958189

Email: int@sci.org.ir