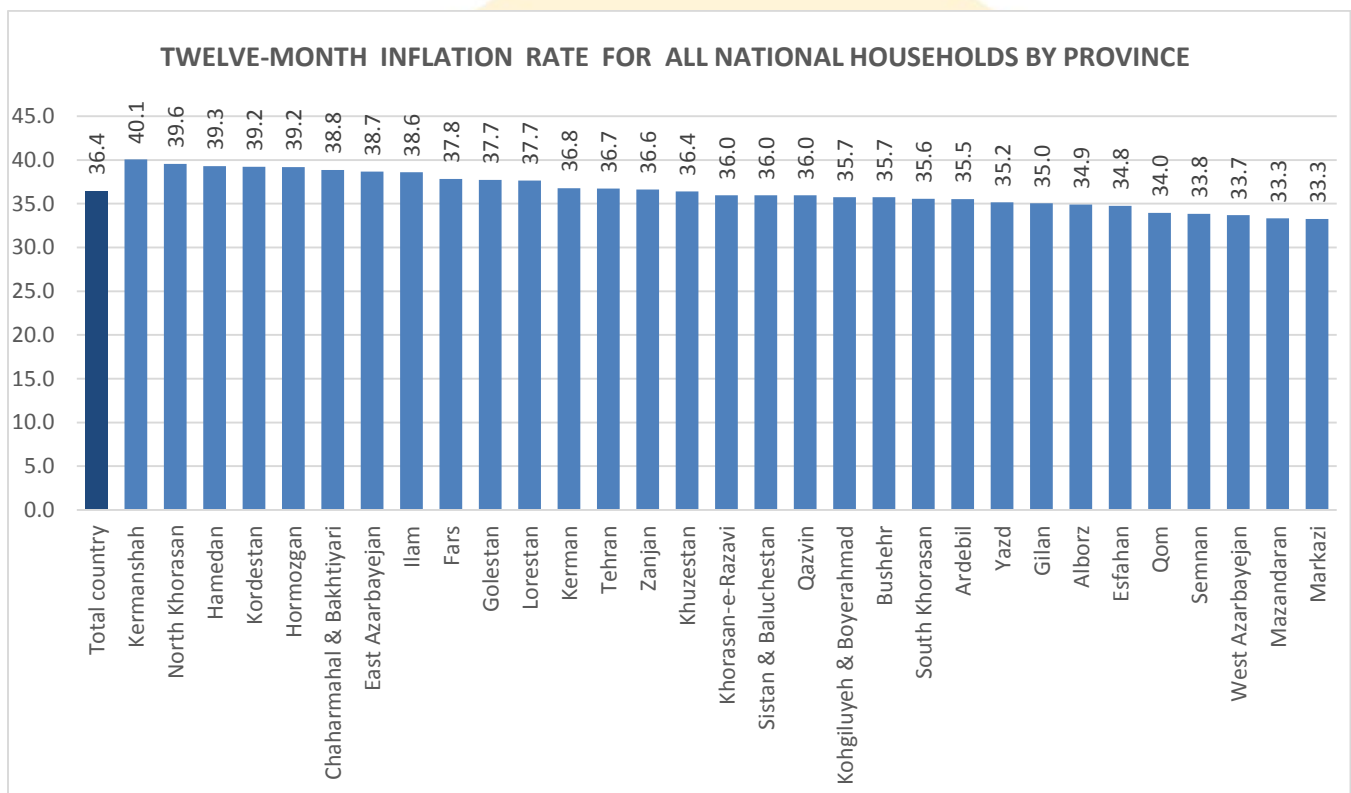


CPI by Provinces in the Month of Esfand of the Year 1399¹

All Households

In the month of Esfand² of the year 1399, the national households general index (1395=100) stood at 298.1, which increased by 1.8 percent compared with the previous month. In this month, the province of Kerman saw the highest monthly inflation rate of the national households with a 2.7 percent increase and the lowest monthly inflation rate went to Gilan province with a 0.8 percent rise. Percentage change in the general index for the national households was 48.7 percent in contrast to the corresponding month of the previous year (point-to-point inflation). The highest point-to-point inflation rate was for Chaharmahal & Bakhtiyari province with 58.5 percent and the lowest one was for Qom province with 42.9 percent. The twelve-month inflation rate ending the month of Esfand of the year 1399 for the national households stood at 36.4 percent. The highest twelve-month inflation rate went to Kermanshah province with 40.1 percent and the lowest one was for Markazi province with 33.3 percent.



¹- It is the Iranian year which usually begins on the day of 21 March of the Gregorian calendar. To find the corresponding year of the Gregorian calendar, add 621 or 622 (depending on the time of the year) to a [solar Hijri](#) year. For example the corresponding year of the year 1399 in the Gregorian calendar is (21 March 2020 - 20 March 2021).

²- **Iranian months and their equivalent in Gregorian calendar**

Farvardin (21 March-20 April)

Ordibehesht (21 April-21 May)

Khordad (22 May-21 June)

Tir (22 June-22 July)

Mordad (23 July-22 August)

Shahrivar (23 August-22 September)

Mehr (23 September-22 October)

Aban (23 October-21 November)

Azar (22 November-21 December)

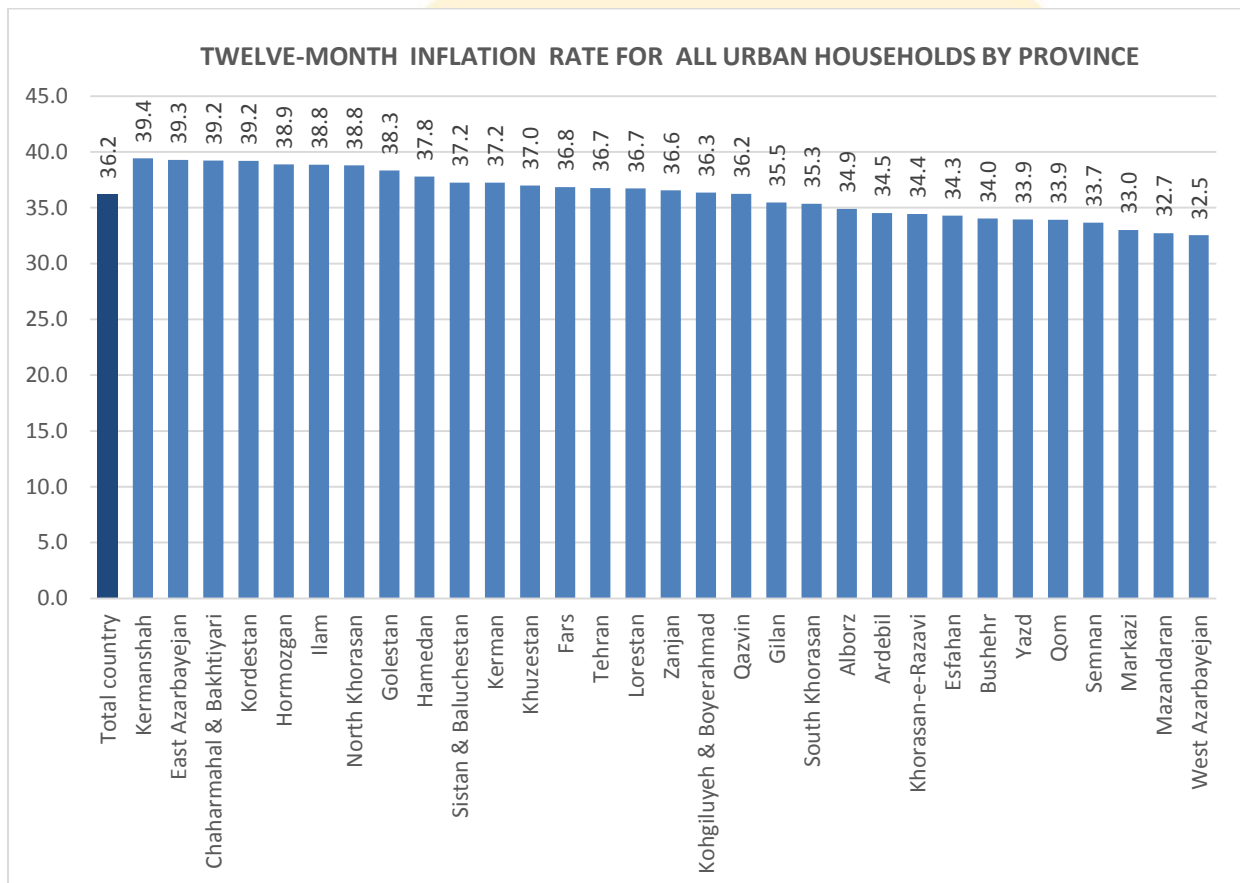
Dey (22 December-20 January)

Bahman (21 January-19 February)

Esfand (20 February-20 March)

Urban Households

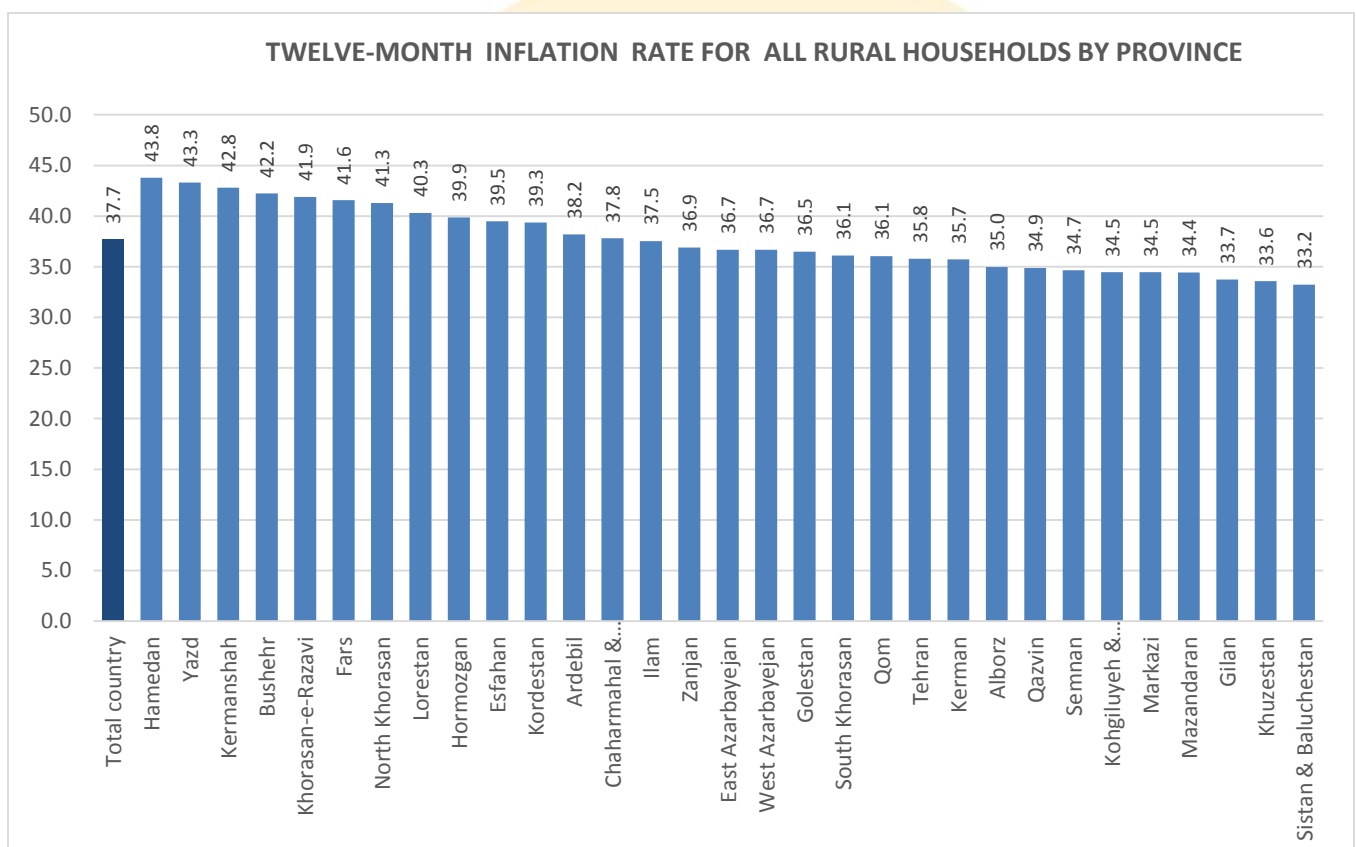
The general index for urban households (1395=100) stood at 294.9 in the month of Esfand of the year 1399 indicating a 1.8 percent rise compared with the previous month. In this month, the highest monthly inflation rate of urban households went to South Khorasan province with a 3.0 percent increase and the lowest monthly inflation rate was for Khuzestan province with a 0.9 percent rise. The percentage change in the general index for urban households was 47.8 percent in contrast to the corresponding month of the previous year (point-to-point inflation). The highest point-to-point inflation rate was for Chaharmahal & Bakhtiyari province with 58.9 percent and the lowest one went to Qom province with 42.8 percent. The twelve-month inflation rate ending the month of Esfand of the year 1399 for urban households stood at 36.2 percent. The highest twelve-month inflation rate went to Kermanshah province with 39.4 percent, and the lowest one was for West Azarbayejan province with 32.5 percent.





Rural Households

The general index for rural households (1395=100) stood at 316.1 in the month of Esfand of the year 1399 indicating a 1.6 percent rise compared with the previous month. In this month, the highest monthly inflation rate of rural households went to Sistan & Baluchestan province with 3.3 percent increase and the lowest monthly inflation rate was for Qom province with a 0.3 percent increase. The percentage change in the general index for rural households was 53.3 percent in contrast to the corresponding month of the previous year (point-to-point inflation). The highest point-to-point inflation rate of rural households was for Ilam with 61.2 percent and the lowest one went to Sistan & Baluchestan province with 45.0 percent. The twelve-month inflation rate ending the month of Esfand of the year 1399 for rural households stood at 37.7 percent. The highest twelve-month inflation rate went to Hamedan province with 43.8 percent, and the lowest one was for Sistan & Baluchestan province with 33.2 percent.





General Price Index of Goods and Services for National Households and Percentage Changes in Index by Province, Month: Esfand Year: 1399

Base Year: 1395=100

Province	General index				Food, beverages and tobacco				Non-food items and services					
	General index	Monthly inflation	Point-to-point inflation	Twelve month inflation rate	Weight	Index	Monthly inflation	Point-to-point inflation	Twelve month inflation rate	Weight	Index	Monthly inflation	Point-to-point inflation	Twelve-month inflation rate
Total country	298.1	1.8	48.7	36.4	27.24	385.4	1.7	66.6	39.0	72.76	265.4	1.8	40.5	35.2
Markazi	293.4	1.1	47.7	33.3	31.85	370.9	0.8	60.4	33.1	68.15	257.1	1.2	40.2	33.4
Gilan	280.5	0.8	47.1	35.0	25.01	340.0	-1.0	57.1	31.8	74.99	260.7	1.6	43.1	36.4
Mazandaran	288.2	1.6	47.6	33.3	29.17	358.6	1.3	62.9	34.7	70.83	259.3	1.7	40.1	32.6
East Azarbayejan	315.4	1.2	54.3	38.7	30.00	382.0	0.1	66.8	40.4	70.00	286.9	1.8	48.0	37.8
West Azarbayejan	293.5	0.9	48.2	33.7	33.06	385.0	-0.1	67.9	39.6	66.94	248.3	1.6	36.0	29.8
Kermanshah	311.9	1.2	53.6	40.1	31.62	412.7	1.1	75.0	45.5	68.38	265.3	1.2	41.1	36.7
Khuzestan	298.7	0.9	50.2	36.4	33.32	370.6	0.6	62.0	35.7	66.68	262.8	1.1	42.9	36.9
Fars	285.8	1.8	52.9	37.8	27.45	396.3	1.9	72.8	44.7	72.55	243.9	1.7	42.7	34.2
Kerman	289.4	2.7	51.1	36.8	33.88	372.7	3.2	68.0	40.5	66.12	246.7	2.3	40.2	34.2
Khorasan-e-Razavi	294.7	2.4	51.6	36.0	33.45	407.2	3.2	73.9	43.6	66.55	238.2	1.8	36.5	30.6
Esfahan	280.5	1.4	46.4	34.8	24.18	391.1	1.8	68.7	40.2	75.82	245.3	1.2	37.2	32.4
Sistan & Baluchestan	304.9	2.1	48.0	36.0	43.20	361.9	3.2	56.0	34.2	56.80	261.6	1.0	40.4	37.8
Kordestan	317.7	1.4	57.7	39.2	37.16	386.4	1.5	74.4	43.4	62.84	277.1	1.2	46.2	36.3
Hamedan	309.6	1.0	52.4	39.3	31.70	374.4	0.7	65.6	41.2	68.30	279.5	1.3	45.2	38.2
Chaharmahal & Bakhtiyari	339.2	2.2	58.5	38.8	37.03	413.0	3.0	74.5	37.5	62.97	295.8	1.5	47.4	39.8
Lorestan	335.6	1.8	53.4	37.7	34.63	407.8	1.8	75.8	42.6	65.37	297.3	1.8	40.4	34.6
Ilam	349.3	2.6	57.3	38.6	35.32	404.4	1.7	71.8	38.1	64.68	319.2	3.2	48.6	38.9
Kohgiluyeh & Boyerahmad	308.2	2.1	52.8	35.7	35.99	359.7	1.9	67.2	34.7	64.01	279.2	2.3	43.9	36.4
Bushehr	302.1	1.8	49.4	35.7	31.53	407.0	1.7	62.1	35.8	68.47	253.9	2.0	41.2	35.7
Zanjan	294.5	1.0	53.5	36.6	32.96	349.0	0.0	65.3	40.2	67.04	267.6	1.7	46.7	34.6
Semnan	283.4	2.2	45.4	33.8	31.81	354.1	2.3	58.5	34.6	68.19	250.5	2.1	37.9	33.4
Yazd	294.5	2.1	49.9	35.2	31.90	399.6	3.5	72.0	39.4	68.10	245.2	1.2	36.4	32.5
Hormozgan	295.0	1.4	47.1	39.2	28.90	424.6	0.8	67.1	48.5	71.10	242.3	1.8	35.5	33.7
Tehran	301.3	2.4	45.2	36.7	19.05	390.2	2.7	64.2	36.8	80.95	280.4	2.3	40.0	36.7
Ardebil	295.0	1.4	52.5	35.5	37.05	373.1	0.6	67.7	38.5	62.95	249.1	2.2	41.2	33.2
Qom	271.2	1.2	42.9	34.0	26.44	357.0	0.4	54.6	34.8	73.56	240.3	1.6	37.4	33.6
Qazvin	294.7	1.0	49.4	36.0	34.27	356.8	0.5	59.8	37.8	65.73	262.3	1.3	42.8	34.8
Golestan	312.6	1.9	50.7	37.7	30.21	400.9	1.3	66.0	37.6	69.79	274.4	2.2	42.3	37.8
North Khorasan	333.6	1.2	54.0	39.6	34.31	392.4	0.2	68.7	41.6	65.69	302.8	1.8	45.4	38.3
South Khorasan	317.9	2.4	50.3	35.6	36.90	366.7	2.5	60.1	37.1	63.10	289.5	2.4	43.8	34.5
Alborz	285.6	1.8	45.2	34.9	23.78	390.7	1.8	68.7	40.6	76.22	252.8	1.8	36.0	32.6



General Price Index of Goods and Services for Urban Households and Percentage Changes in Index by Province, Month: Esfand Year: 1399

Base Year:1395=100

Province	General index				Food, beverages and tobacco				Non-food items and services					
	General index	Monthly inflation	Point-to-point inflation	Twelve month inflation rate	Weight	Index	Monthly inflation	Point-to-point inflation	Twelve month inflation rate	Weight	Index	Monthly inflation	Point-to-point inflation	Twelve-month inflation rate
Total country	294.9	1.8	47.8	36.2	25.03	386.8	1.9	66.7	38.7	74.97	264.2	1.8	40.1	35.1
Markazi	288.8	0.9	46.8	33.0	29.68	368.0	0.5	59.5	32.8	70.32	255.4	1.2	40.1	33.2
Gilan	279.7	0.9	47.0	35.5	22.06	350.4	-1.0	59.0	32.7	77.94	259.7	1.6	42.9	36.5
Mazandaran	282.6	1.7	47.3	32.7	27.28	351.4	1.9	62.9	33.3	72.72	256.7	1.7	40.4	32.4
East Azarbayejan	312.4	1.3	54.2	39.3	27.20	392.3	0.6	70.1	41.8	72.80	282.6	1.7	47.1	38.1
West Azarbayejan	286.1	1.1	46.1	32.5	29.87	380.0	0.5	66.7	38.8	70.13	246.2	1.5	35.0	29.1
Kermanshah	305.8	1.3	52.1	39.4	29.49	407.2	1.7	74.4	44.1	70.51	263.4	1.2	40.5	36.9
Khuzestan	297.2	0.9	50.1	37.0	31.00	374.2	0.6	62.4	36.4	69.00	262.6	1.0	43.1	37.3
Fars	276.1	1.5	50.8	36.8	24.54	389.6	1.4	72.3	44.7	75.46	239.2	1.6	41.4	33.3
Kerman	292.0	3.0	52.1	37.2	30.59	395.3	3.7	71.4	42.3	69.41	246.5	2.4	40.9	34.2
Khorasan-e-Razavi	283.0	2.4	49.4	34.4	30.86	404.1	3.2	74.6	42.9	69.14	228.9	1.8	34.2	29.0
Esfahan	277.4	1.4	46.0	34.3	23.50	388.3	2.0	68.4	39.7	76.50	243.3	1.2	37.0	32.0
Sistan & Baluchestan	310.5	1.5	49.4	37.2	37.28	383.9	2.4	56.0	34.5	62.72	266.8	0.8	44.2	39.5
Kordestan	313.8	1.2	57.0	39.2	34.99	394.2	1.5	75.6	44.1	65.01	270.6	1.0	44.9	35.9
Hamedan	304.3	0.9	50.3	37.8	27.99	374.0	0.2	63.4	38.5	72.01	277.2	1.3	44.3	37.4
Chaharmahal & Bakhtiari	338.2	2.3	58.9	39.2	34.96	412.1	3.5	77.1	37.0	65.04	298.4	1.5	47.6	40.8
Lorestan	330.9	1.7	52.1	36.7	32.32	413.6	1.7	77.3	42.8	67.68	291.4	1.7	38.8	33.3
Ilam	349.2	2.8	56.3	38.8	33.01	406.0	2.1	70.2	37.8	66.99	321.2	3.2	48.8	39.5
Kohgiluyeh & Boyerahmad	307.0	1.8	51.4	36.3	32.46	366.9	1.2	66.1	35.3	67.54	278.1	2.1	43.4	37.0
Bushehr	295.4	1.9	48.2	34.0	29.95	406.7	1.8	61.9	34.0	70.05	247.8	2.0	40.0	34.0
Zanjan	295.3	1.1	53.8	36.6	29.97	353.6	0.2	66.6	40.1	70.03	270.3	1.6	47.5	34.8
Semnan	281.3	2.3	45.3	33.7	30.33	360.3	2.5	59.2	35.1	69.67	247.0	2.2	37.7	32.8
Yazd	288.5	2.3	48.5	33.9	32.04	396.5	3.7	71.3	38.6	67.96	237.5	1.1	34.5	30.9
Hormozgan	286.8	1.3	46.3	38.9	24.30	439.8	0.5	70.2	49.5	75.70	237.8	1.8	35.0	33.7
Tehran	301.1	2.4	45.2	36.7	18.84	389.2	2.7	64.0	36.7	81.16	280.6	2.3	40.0	36.8
Ardebil	286.5	1.4	49.9	34.5	34.35	368.3	0.5	64.8	37.6	65.65	243.8	2.2	39.9	32.4
Qom	270.8	1.2	42.8	33.9	26.11	357.5	0.4	54.6	34.8	73.89	240.2	1.6	37.3	33.5
Qazvin	292.2	0.9	48.7	36.2	31.80	355.9	0.5	59.7	37.4	68.20	262.6	1.1	42.5	35.6
Golestan	309.7	1.9	49.4	38.3	27.05	401.9	1.1	64.9	37.6	72.95	275.5	2.3	42.2	38.7
North Khorasan	327.4	1.2	53.1	38.8	30.53	399.3	0.1	70.7	42.1	69.47	295.8	1.9	44.2	37.1
South Khorasan	317.3	3.0	50.5	35.3	34.71	370.2	3.8	61.0	36.5	65.29	289.1	2.5	44.1	34.6
Alborz	285.3	1.8	45.0	34.9	23.44	391.3	1.9	68.9	40.7	76.56	252.8	1.8	35.9	32.6



General Price Index of Goods and Services for Rural Households and Percentage Changes in Index by Province, Month: Esfand Year: 1399

Base Year:1395=100

Province	General index				Food, beverages and tobacco				Non-food items and services					
	General index	Monthly inflation	Point-to-point inflation	Twelve month inflation rate	Weight	Index	Monthly inflation	Point-to-point inflation	Twelve month inflation rate	Weight	Index	Monthly inflation	Point-to-point inflation	Twelve-month inflation rate
Total country	316.1	1.6	53.3	37.7	39.62	380.4	1.2	66.1	39.9	60.38	273.9	1.9	43.2	35.8
Markazi	315.2	1.6	51.5	34.5	42.30	381.0	1.8	63.5	34.4	57.70	267.1	1.4	40.6	34.5
Gilan	283.1	0.6	47.3	33.7	33.87	319.6	-0.9	53.2	29.8	66.13	264.4	1.6	43.9	36.2
Mazandaran	299.1	1.3	48.2	34.4	32.77	369.9	0.5	62.9	36.9	67.23	264.6	1.8	39.6	32.9
East Azarbayejan	326.0	0.6	54.6	36.7	39.80	357.4	-1.2	58.8	36.8	60.20	305.3	2.1	51.6	36.6
West Azarbayejan	313.5	0.4	53.8	36.7	41.77	394.7	-1.2	70.0	41.3	58.23	255.3	2.1	39.1	32.3
Kermanshah	340.1	0.4	60.1	42.8	41.41	430.9	-0.6	77.1	49.9	58.59	276.0	1.7	44.7	36.0
Khuzestan	306.7	0.8	51.0	33.6	45.60	357.5	0.3	60.4	32.9	54.40	264.1	1.4	41.5	34.3
Fars	325.2	2.6	60.6	41.6	39.33	413.7	3.1	74.0	44.9	60.67	267.8	2.1	49.1	38.7
Kerman	283.3	2.0	48.8	35.7	41.71	333.3	2.0	61.5	37.2	58.29	247.5	2.1	38.4	34.4
Khorasan-e-Razavi	345.9	2.6	59.6	41.9	44.72	416.4	3.0	71.7	45.5	55.28	288.9	2.1	47.5	38.1
Esfahan	316.1	1.2	51.0	39.5	31.92	413.9	0.7	70.5	44.4	68.08	270.2	1.5	39.5	36.5
Sistan & Baluchestan	293.4	3.3	45.0	33.2	55.40	331.3	4.4	55.9	33.6	44.60	246.4	1.7	29.9	32.6
Kordestan	331.0	1.8	60.3	39.3	44.55	365.8	1.7	71.1	41.4	55.45	303.0	1.8	51.0	37.5
Hamedan	324.9	1.5	58.3	43.8	42.56	375.1	1.7	70.0	46.7	57.44	287.7	1.2	48.5	41.2
Chaharmahal & Bakhtiari	342.1	1.8	57.5	37.8	42.84	415.0	1.9	68.9	38.7	57.16	287.4	1.7	46.8	36.9
Lorestan	349.0	2.0	57.0	40.3	41.26	394.6	1.9	72.4	42.2	58.74	316.9	2.1	45.6	38.8
Ilam	349.9	1.8	61.2	37.5	44.98	399.5	0.4	76.8	39.1	55.02	309.3	3.2	47.5	36.1
Kohgiluyeh & Boyerahmad	310.8	2.8	55.8	34.5	43.38	348.5	3.1	69.1	33.8	56.62	281.9	2.6	45.1	35.0
Bushehr	328.4	1.4	53.4	42.2	37.71	407.8	1.1	62.7	41.8	62.29	280.4	1.7	46.0	42.6
Zanjan	291.8	0.7	52.3	36.9	42.65	338.6	-0.5	62.3	40.3	57.35	257.0	1.8	43.6	33.9
Semnan	293.3	1.5	45.7	34.7	38.74	331.0	1.7	55.8	32.8	61.26	269.4	1.4	38.8	36.0
Yazd	337.4	1.5	58.5	43.3	30.92	422.5	1.7	77.4	44.9	69.08	299.4	1.4	48.5	42.4
Hormozgan	314.0	1.5	48.7	39.9	39.64	402.9	1.2	62.5	46.9	60.36	255.7	1.8	36.8	33.7
Tehran	309.2	2.4	46.5	35.8	26.74	415.3	2.4	69.2	41.5	73.26	270.4	2.4	36.3	33.2
Ardebil	319.1	1.5	59.5	38.2	44.68	383.6	0.8	74.0	40.4	55.32	266.9	2.4	45.4	35.9
Qom	284.4	0.3	45.8	36.1	38.45	343.7	-0.3	53.7	34.9	61.55	247.4	0.9	39.5	37.0
Qazvin	304.3	1.5	52.0	34.9	44.04	359.5	0.5	60.2	38.7	55.96	260.9	2.5	44.1	31.1
Golestan	318.7	1.8	53.3	36.5	36.83	399.4	1.5	67.8	37.6	63.17	271.6	2.1	42.7	35.6
North Khorasan	348.0	1.1	56.0	41.3	43.15	381.0	0.4	65.4	40.7	56.85	322.9	1.6	48.5	41.8
South Khorasan	319.7	1.0	49.9	36.1	42.47	359.3	-0.2	58.4	38.4	57.53	290.5	2.1	43.0	34.1
Alborz	291.2	1.3	47.9	35.0	29.93	381.9	0.6	65.7	39.9	70.07	252.4	1.7	38.3	32.2



General Price Index of Goods and Services for National Households by Province and Main Groups

Month: Esfand Year: 1399

Base Year:1395=100

Province	Main groups	Foods and beverages	Tobacco	Clothing and footwear	Housing, water, electricity, gas and other fuels	Furnishings, household equipment and routine household maintenance	Health & medical services	Transport	Communication	Recreation and culture	Education	Restaurants and hotels	Miscellaneous goods and services
Total country		384.1	443.6	336.0	214.1	412.6	238.0	370.4	179.2	390.4	211.4	290.2	317.6
Markazi		367.9	463.6	296.1	181.7	421.9	229.9	346.6	167.5	384.0	197.3	302.2	302.2
Gilan		337.9	413.0	304.6	189.4	430.8	234.1	368.8	204.8	381.3	208.6	262.7	307.8
Mazandaran		357.4	416.6	329.5	174.3	418.3	241.7	388.7	188.8	355.5	223.8	276.7	294.0
East Azarbayejan		380.5	427.8	382.4	180.8	506.9	286.6	393.2	149.6	395.5	192.6	306.3	358.6
West Azarbayejan		383.4	429.4	378.4	168.8	437.5	263.2	317.3	164.9	391.9	221.2	256.6	288.0
Kermanshah		410.8	484.2	349.4	212.5	398.3	210.3	317.4	146.4	391.3	175.9	327.6	422.6
Khuzestan		368.3	476.3	290.1	196.7	383.0	225.8	398.9	192.8	328.2	204.3	240.4	298.5
Fars		392.7	584.6	340.3	177.5	409.0	239.4	346.7	194.5	367.3	209.2	302.9	298.8
Kerman		372.0	415.1	327.3	178.8	403.8	291.0	325.3	160.1	353.6	232.6	344.8	312.8
Khorasan-e-Razavi		407.0	427.0	397.8	165.2	441.4	213.8	325.9	171.1	376.0	214.2	308.8	335.5
Esfahan		389.2	468.7	310.5	179.6	432.0	249.1	293.8	191.9	447.6	182.8	311.3	312.6
Sistan & Baluchestan		361.8	365.1	309.5	170.1	343.8	205.7	478.4	150.7	298.8	133.2	269.9	270.8
Kordestan		385.3	419.2	411.1	173.1	449.5	231.5	314.1	171.7	442.7	184.0	307.1	432.7
Hamedan		372.8	414.5	343.0	220.4	469.8	201.7	356.3	209.6	369.2	214.6	345.7	266.4
Chaharmahal&Bakhtiyari		409.8	498.4	320.2	232.2	425.2	249.3	347.5	257.0	355.5	200.5	292.7	339.3
Lorestan		407.0	435.5	394.5	253.8	479.2	212.2	318.3	198.2	382.3	213.4	359.1	289.5
Ilam		404.1	435.9	392.1	220.6	481.5	296.8	380.3	221.1	475.1	182.9	335.5	391.7
Kohgiluyeh &Boyerahmad		359.5	425.0	311.2	200.3	393.5	205.0	317.3	191.5	400.3	189.0	272.0	351.6
Bushehr		406.6	441.8	337.5	183.5	432.2	218.1	370.2	154.9	351.2	191.6	325.0	330.6
Zanjan		346.6	443.3	411.6	178.9	419.4	242.3	335.1	134.7	427.6	197.8	295.4	330.7
Semnan		353.1	472.0	334.2	202.0	386.4	245.3	321.4	168.2	249.0	183.8	276.2	276.6
Yazd		397.3	515.1	334.1	180.7	478.5	228.7	310.7	165.0	426.0	221.3	312.1	313.0
Hormozgan		424.0	473.8	317.2	181.5	412.9	231.1	302.2	161.7	418.1	205.2	274.8	313.6
Tehran		389.6	418.1	298.0	257.3	344.7	236.0	414.7	181.7	400.1	225.1	294.3	306.7
Ardebil		371.4	422.0	322.4	184.4	402.2	223.7	295.1	146.7	325.7	197.3	293.1	309.9
Qom		355.8	417.1	293.2	199.1	355.1	209.0	331.2	199.4	310.4	225.6	299.8	276.2
Qazvin		354.5	439.1	311.1	173.5	469.5	243.1	368.8	155.6	421.7	206.3	322.8	360.7
Golestan		400.3	421.4	365.7	195.9	488.9	225.1	357.5	190.4	470.4	210.9	314.4	353.0
North Khorasan		386.8	586.2	436.4	195.7	507.8	268.6	373.3	193.5	416.4	222.9	316.3	378.9
South Khorasan		366.5	420.7	391.5	185.9	431.6	256.3	320.6	189.1	412.1	189.8	286.5	326.7
Alborz		390.8	387.3	330.3	211.6	379.7	239.8	385.1	138.3	395.2	209.8	221.7	309.5



Point-to-point inflation rate of Goods and Services for National Households by Province and Main Groups

Month: Esfand Year: 1399

Base Year:1395=100

Province \ Main groups	Foods and beverages	Tobacco	Clothing and footwear	Housing, water, electricity, gas and other fuels	Furnishings, household equipment and routine household maintenance	Health & medical services	Transport	Communication	Recreation and culture	Education	Restaurants and hotels	Miscellaneous goods and services
Total country	67.0	51.7	52.1	28.4	68.3	40.2	54.0	20.3	60.1	22.0	49.1	47.8
Markazi	61.2	44.4	44.9	30.9	65.5	34.0	36.7	20.0	59.8	24.2	42.7	44.1
Gilan	58.1	33.7	49.2	29.6	69.3	39.7	55.0	23.1	77.6	21.4	37.0	42.5
Mazandaran	63.2	49.9	59.5	19.6	70.9	36.2	55.8	22.9	53.1	20.1	36.2	42.2
East Azarbayejan	67.2	56.4	55.0	28.0	78.6	52.0	56.9	10.6	58.0	17.6	58.5	54.2
West Azarbayejan	68.7	48.2	55.9	16.3	71.6	41.0	41.9	13.1	54.4	23.9	40.0	44.0
Kermanshah	75.7	55.9	50.9	31.7	61.7	34.3	46.7	8.5	63.7	10.9	50.2	55.7
Khuzestan	62.2	56.0	39.9	33.3	67.7	33.7	58.2	22.5	52.3	20.3	30.5	47.5
Fars	73.1	62.5	62.8	23.3	78.9	56.2	52.2	22.7	85.0	28.5	59.9	54.6
Kerman	68.4	48.4	63.0	26.9	65.7	51.5	40.4	12.4	62.8	28.4	55.7	48.9
Khorasan-e-Razavi	74.3	45.7	65.0	16.7	73.0	31.2	46.6	17.1	54.4	23.7	49.9	56.2
Esfahan	69.6	42.0	45.5	24.2	68.7	40.0	37.6	27.3	68.9	8.7	41.2	46.1
Sistan & Baluchestan	56.4	34.9	43.4	15.0	67.6	37.7	69.3	5.6	48.6	9.4	45.5	39.0
Kordestan	75.4	52.0	64.8	25.9	69.7	39.4	48.4	14.7	67.6	14.9	54.1	55.8
Hamedan	66.6	46.3	50.8	34.7	79.1	34.0	50.4	24.1	54.3	28.0	49.1	41.8
Chaharmahal&Bakhtiyari	76.8	35.6	48.0	31.4	76.5	48.2	50.9	40.2	57.9	18.1	42.6	50.8
Lorestan	76.5	55.4	64.6	25.8	68.3	28.5	41.8	29.5	58.9	26.2	50.8	43.2
Ilam	72.1	48.5	56.3	30.0	67.8	52.8	57.2	27.7	58.3	8.1	49.9	55.5
Kohgiluyeh &Boyerahmad	67.3	54.5	45.9	26.5	64.1	38.8	46.7	26.3	63.1	16.8	40.4	58.6
Bushehr	62.1	61.4	62.6	27.8	68.9	37.6	49.8	12.5	53.8	19.3	57.8	49.8
Zanjan	65.5	59.0	74.6	24.8	78.5	44.1	50.4	4.5	73.5	15.1	47.0	58.3
Semnan	58.6	44.9	51.5	32.2	56.7	34.7	44.4	14.7	32.0	22.4	39.2	37.5
Yazd	72.8	46.8	49.7	24.0	69.6	37.4	38.2	16.6	56.2	20.1	41.5	44.3
Hormozgan	67.3	54.1	52.0	20.0	69.3	39.1	34.1	11.9	70.5	26.2	48.8	52.7
Tehran	64.2	63.5	39.6	32.6	56.4	39.2	63.7	22.5	55.7	25.5	62.4	42.3
Ardebil	68.3	53.4	53.6	31.6	65.7	36.8	40.5	6.4	47.7	20.0	46.0	48.7
Qom	54.7	47.3	44.9	28.1	59.8	37.4	47.6	28.1	42.1	22.4	61.1	42.6
Qazvin	60.5	42.3	53.2	20.0	78.3	46.8	58.2	10.7	58.7	22.2	56.9	51.2
Golestan	66.5	53.2	56.8	26.0	72.9	44.1	46.6	31.2	67.0	17.7	44.2	55.0
North Khorasan	68.7	69.4	54.6	22.9	70.0	44.5	55.4	26.6	65.5	16.5	53.4	58.9
South Khorasan	60.2	43.2	46.7	26.5	71.7	41.2	44.0	22.0	70.4	16.9	43.4	45.9
Alborz	69.3	42.4	58.5	26.8	64.6	38.7	49.4	8.5	55.3	20.4	20.1	48.8



Annual inflation rate of Goods and Services for National Households by Province and Main Groups

Month: Esfand Year: 1399

Base Year:1395=100

Province	Main groups	Foods and beverages	Tobacco	Clothing and footwear	Housing, water, electricity, gas and other fuels	Furnishings, household equipment and routine household maintenance	Health & medical services	Transport	Communication	Recreation and culture	Education	Restaurants and hotels	Miscellaneous goods and services
Total country		39.1	36.6	38.7	25.3	46.5	29.9	65.6	16.5	42.5	21.5	29.7	37.4
Markazi		33.3	29.7	33.5	22.3	45.8	27.0	54.0	16.5	45.6	18.9	28.4	32.4
Gilan		32.3	20.2	34.3	23.3	46.7	31.9	67.0	22.1	53.1	21.5	27.4	36.1
Mazandaran		34.7	34.9	42.9	14.8	49.4	29.6	60.4	20.0	39.8	25.1	26.8	31.6
East Azarbayejan		40.2	45.0	39.8	20.4	51.5	37.2	66.3	9.5	41.9	17.2	32.7	40.7
West Azarbayejan		39.9	34.3	40.0	14.4	47.1	27.7	54.4	10.2	39.9	24.0	24.7	31.6
Kermanshah		45.6	42.8	39.9	29.8	41.3	25.2	53.0	5.6	50.3	11.1	28.9	59.5
Khuzestan		35.5	41.3	28.8	25.8	43.1	25.6	72.3	18.2	38.8	18.2	21.4	28.7
Fars		44.7	46.3	47.9	16.6	55.2	39.4	63.4	17.0	60.7	26.4	39.1	39.2
Kerman		40.7	30.4	48.4	19.6	46.6	39.0	58.4	7.6	47.8	29.2	34.4	42.1
Khorasan-e-Razavi		43.8	30.4	51.2	15.2	50.8	23.7	59.2	12.9	41.1	21.0	32.6	39.8
Esfahan		40.5	34.0	35.5	22.4	48.3	30.6	49.4	22.7	41.4	11.2	27.5	40.9
Sistan & Baluchestan		34.4	20.7	32.1	14.3	43.5	21.5	90.1	4.4	32.1	6.9	30.4	37.3
Kordestan		43.5	40.0	43.8	19.0	48.2	28.0	51.0	11.9	51.2	16.1	33.6	58.4
Hamedan		41.5	35.9	35.8	29.0	54.2	27.0	63.5	20.4	45.8	20.3	26.4	29.9
Chaharmahal&Bakhtiyari		38.3	23.8	41.2	28.8	52.6	33.3	59.0	33.0	39.8	17.0	25.8	40.1
Lorestan		42.8	38.0	47.0	25.4	48.3	22.0	55.1	24.5	47.7	21.0	27.9	29.1
Ilam		38.2	29.0	41.6	25.8	43.6	37.1	61.1	21.7	48.3	12.3	35.8	43.4
Kohgiluyeh &Boyerahmad		34.7	36.5	35.4	23.3	40.8	26.8	58.3	19.7	44.9	16.4	27.2	41.6
Bushehr		35.7	45.4	41.4	24.0	44.2	25.1	67.4	8.9	36.3	15.4	29.6	34.1
Zanjan		40.5	32.9	51.7	18.3	49.9	28.0	55.0	4.1	49.8	15.2	27.3	38.4
Semnan		34.7	29.0	39.3	26.4	37.4	26.9	55.1	12.1	22.9	17.4	26.7	32.5
Yazd		39.5	35.6	35.1	22.4	45.6	27.4	54.1	12.5	46.9	25.4	28.6	40.9
Hormozgan		48.6	40.6	43.6	20.3	56.4	29.7	53.1	11.8	62.4	23.5	35.0	38.5
Tehran		36.7	41.9	29.5	30.9	38.7	29.5	73.8	17.9	37.3	24.8	34.4	33.3
Ardebil		38.7	33.8	47.5	22.2	44.0	28.5	50.9	5.1	34.3	21.2	29.4	35.3
Qom		34.8	37.3	35.4	26.2	43.9	29.6	60.1	24.7	32.3	22.6	34.5	34.0
Qazvin		38.0	33.1	34.8	17.4	48.4	31.5	65.8	9.4	39.8	22.0	29.3	48.6
Golestan		37.8	32.2	43.4	21.2	49.1	30.9	66.0	22.9	52.0	18.6	29.9	36.4
North Khorasan		41.6	41.7	45.0	20.3	52.5	33.9	56.7	22.9	47.8	13.5	34.5	46.9
South Khorasan		37.1	26.0	33.5	21.7	44.2	32.1	50.6	20.7	50.5	18.6	28.8	35.8
Alborz		40.8	32.0	41.3	23.3	41.0	26.4	69.2	6.4	39.7	21.3	13.4	34.4

Contact information:

For more information on national CPI in current month, time series of CPI for national households and time series of national CPI for expenditure deciles, please visit:

www.amar.org.ir

Address:

Statistical Centre of Iran

No. 1, corner of Rahee Moayeri St., Dr. Fatemi Ave., Tehran 1414663111, I. R. Iran

Tel: +98 21 88958189

Email: int@sci.org.ir

The release of the report for the Month of Farvardin, the year 1400: May, 2021



Statistical Centre of Iran