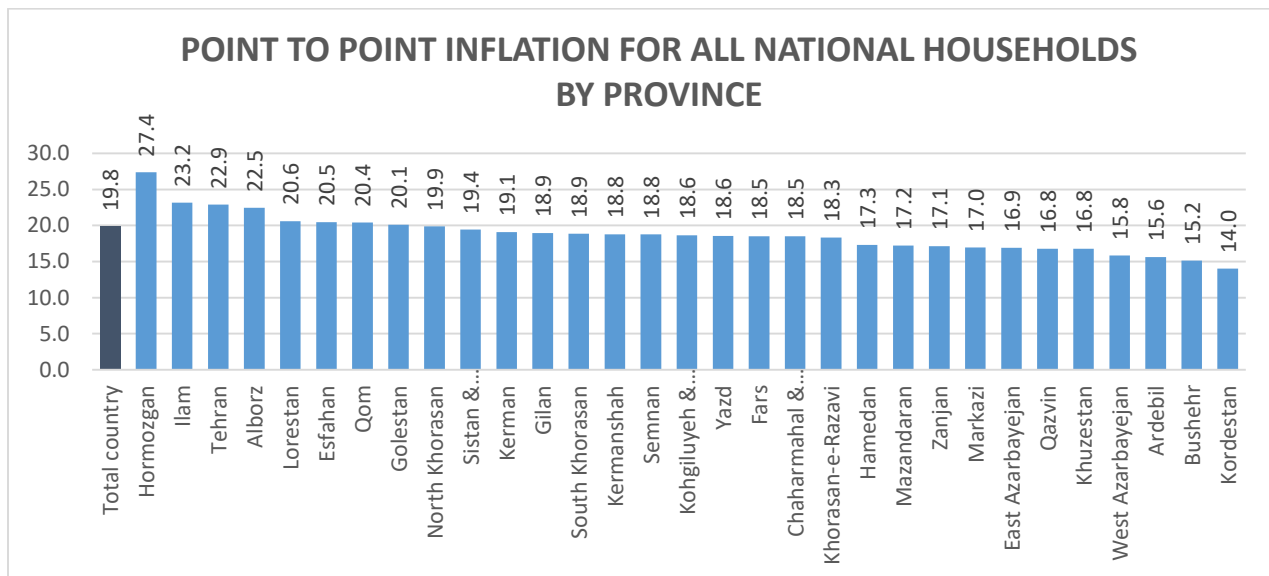


## CPI by Provinces in the Month of Farvardin of the Year 1399<sup>1</sup>

### All Households

In the month of Farvardin<sup>2</sup> of the year 1399, the national households general index (1395=100) stood at 204.8 which increased by 2.1 percent compared with the previous month. In this month, the province of Kordestan and Kohgiluyeh & Boyer-Ahmad saw the highest monthly inflation rate of the national households with a 3.8 percent increase and the lowest monthly inflation rate went to West Azarbaijan province with a 1.1 percent rise. Percentage change in general index for the national households was 19.8 percent in contrast to the corresponding month of the previous year (point-to-point inflation). The highest point-to-point inflation rate was for Hormozgan province with 27.4 percent and the lowest one was for Kordestan province with 14.0 percent. The twelve-month inflation rate ending the month of Farvardin of the year 1399 for the national households stood at 32.2 percent. The highest twelve-month inflation rate went to Ilam province with 39.0 percent and the lowest one was for Fars province with 28.5 percent.



<sup>1</sup>- It is the Iranian year which usually begins on the day of 21 March of the Gregorian calendar. To find the corresponding year of the Gregorian calendar, add 621 or 622 (depending on the time of the year) to a [solar Hijri](#) year. For example the corresponding year of the year 1399 in the Gregorian calendar is (20 March 2019- 20 March 2020).

<sup>2</sup>- **Iranian months and their equivalent in Gregorian calendar**

Farvardin (21 March-20 April)

Ordibehesht (21 April-21 May)

Khordad (22 May-21 June)

Tir (22 June-22 July)

Mordad (23 July-22 August)

Shahrivar (23 August-22 September)

Azar (23 September-22 October)

Azar (23 October-21 November)

Azar (22 November-21 December)

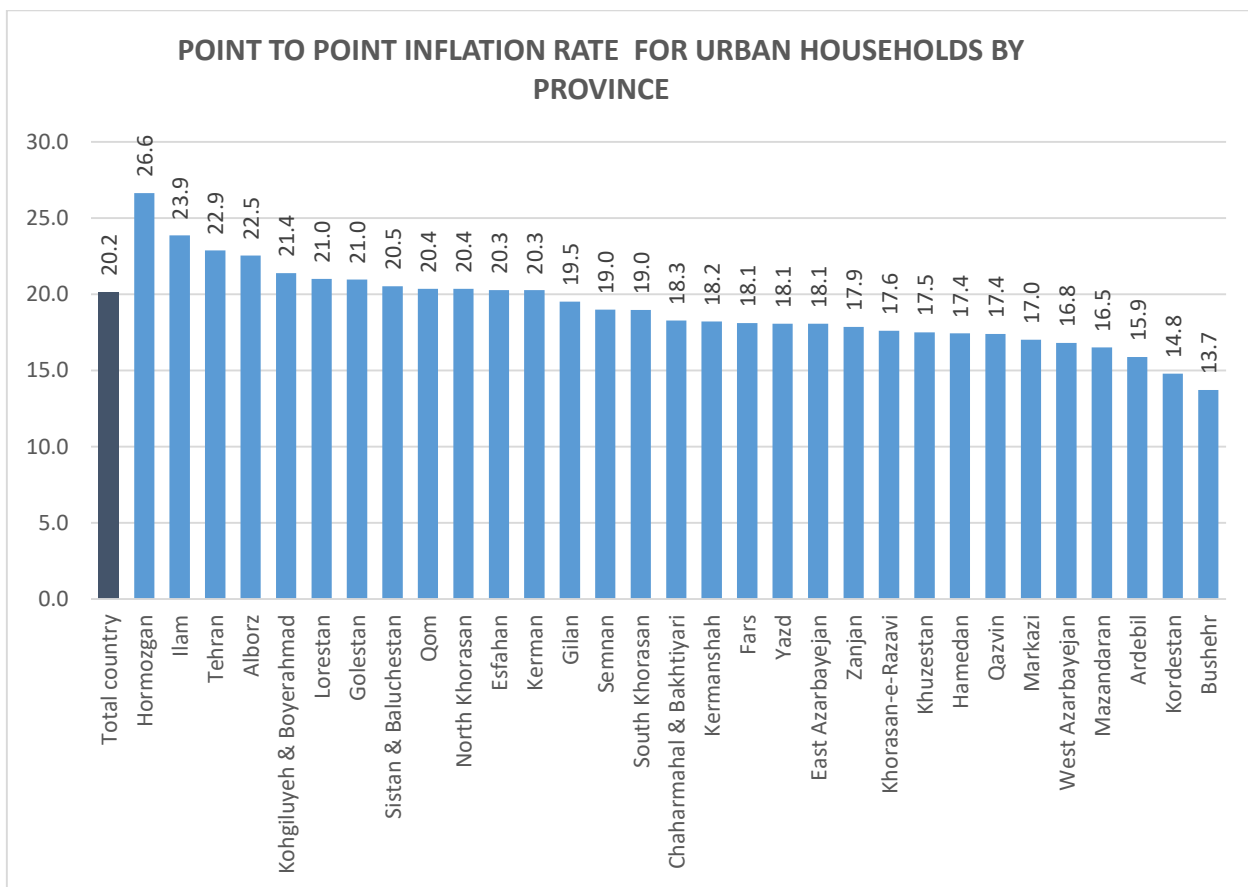
Dey (22 December-20 January)

Bahman (21 January-19 February)

Esfand (20 February-20 March)

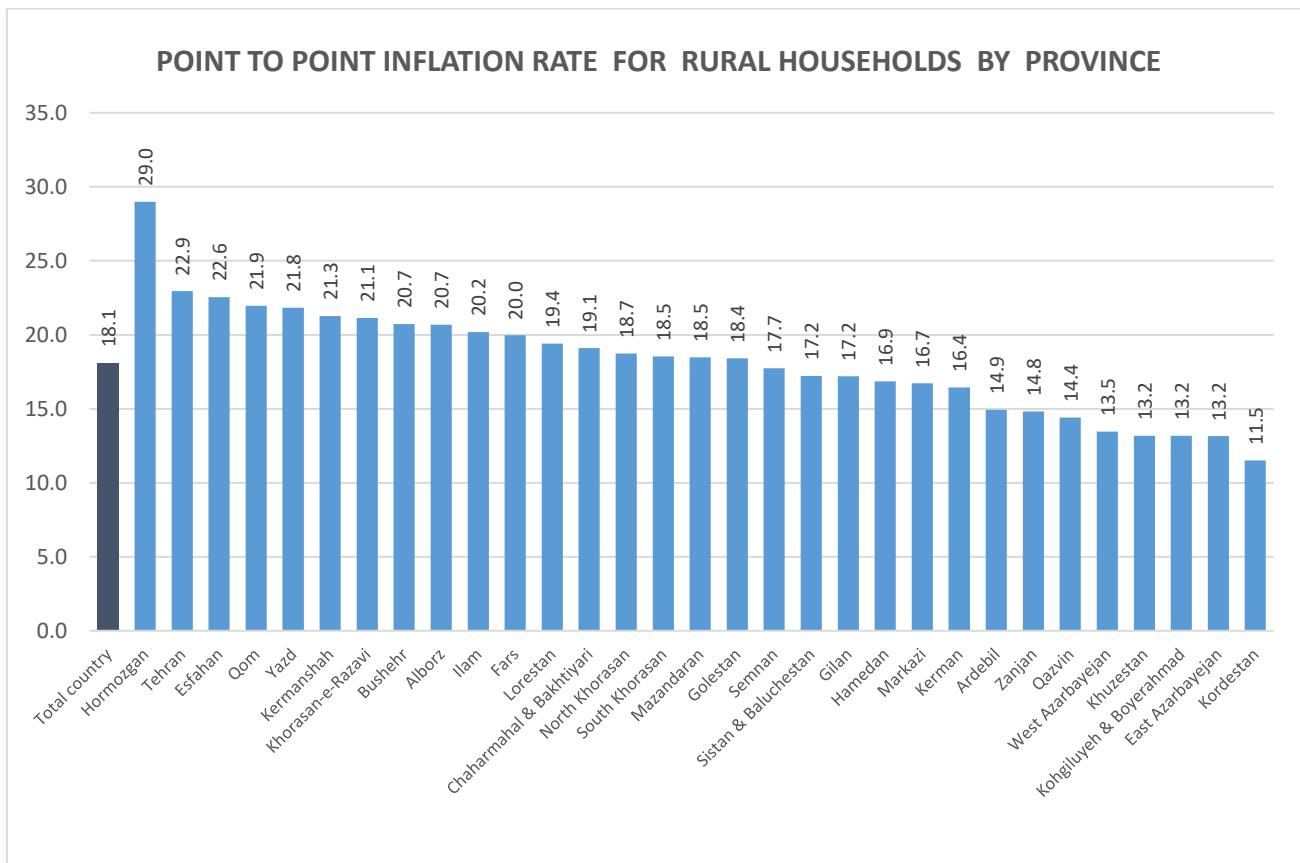
## Urban Households

The general index for urban households (1395=100) stood at 203.4 in the month of Farvardin of the year 1399 indicating a 2.0 percent rise compared with the previous month. In this month, the highest monthly inflation rate of urban households went to Kohgiluyeh & Boyerahmad province with a 3.7 percent increase and the lowest monthly inflation rate was for West Azarbayegan province with a 0.1 percent rise. The percentage change in general index for urban households was 20.2 percent in contrast to the corresponding month of the previous year (point -to -point inflation). The highest point -to -point inflation rate was for Hormozgan province with 26.6 percent and the lowest one went to Bushehr province with 13.7 percent. The twelve-month inflation rate ending the month of Farvardin of the year 1399 for urban households stood at 31.9 percent. The highest twelve-month inflation rate went to Ilam province with 38.4 percent, and the lowest one was for Fars province with 27.1 percent.



## Rural Households

The general index for rural households (1395=100) stood at 212.6 in the month of Farvardin of the year 1399 indicating a 3.1 percent rise compared with the previous month. In this month, the highest monthly inflation rate of rural households went to South Khorasan and Kermanshah provinces with 5.0 percent increase and the lowest monthly inflation rate was for Esfahan province with a 0.8 percent rise. The percentage change in general index for rural households was 18.1 percent in contrast to the corresponding month of the previous year (point -to -point inflation). The highest point -to -point inflation rate of rural households was for Hormozgan with 29.0 percent and the lowest one went to Kordestan province with 11.5 percent. The twelve-month inflation rate ending the month of Farvardin of the year 1399 for rural households stood at 33.9 percent. The highest twelve-month inflation rate went to Ilam province with 41.6 percent, and the lowest one was for West Azarbajejan province with 29.0 percent.





**General Price Index of Goods and Services for National Households and Percentage Changes in Index by Province, Month: Farvardin Year: 1399**

**Base Year: 1395=100**

Province	General index				Food, beverages and tobacco				Non-food items and services					
	General index	Monthly inflation	Point -to - point inflation	Twelve month inflation rate	Weight	Index	Monthly inflation	Point -to - point inflation	Twelve month rate inflation	Weight	Index	Monthly inflation	Point -to - point inflation	Twelve- month inflation rate
<b>Total country</b>	204.8	2.1	19.8	32.2	27.24	243.1	5.1	10.7	36.5	72.76	190.4	0.8	24.7	30.3
Markazi	203.4	2.4	17.0	33.5	31.85	243.0	5.1	8.1	38.0	68.15	184.9	0.8	23.1	30.9
Gilan	196.6	3.1	18.9	31.3	25.01	227.4	5.1	6.1	34.8	74.99	186.3	2.3	25.1	30.0
Mazandaran	198.4	1.6	17.2	32.8	29.17	230.3	4.6	7.8	37.2	70.83	185.2	0.1	22.7	30.7
East Azarbayejan	210.2	2.9	16.9	32.1	30.00	243.4	6.3	9.1	35.2	70.00	196.0	1.1	21.5	30.5
West Azarbayejan	200.2	1.1	15.8	29.7	33.06	241.0	5.1	8.9	32.9	66.94	180.0	-1.4	20.9	27.7
Kermanshah	209.3	3.0	18.8	30.4	31.62	250.2	6.1	13.3	38.0	68.38	190.4	1.3	22.4	26.2
Khuzestan	204.8	3.0	16.8	31.8	33.32	239.5	4.7	8.0	35.5	66.68	187.5	1.9	23.2	29.5
Fars	192.2	2.8	18.5	28.5	27.45	244.5	6.6	13.2	35.5	72.55	172.4	0.9	21.6	25.1
Kerman	196.8	2.8	19.1	32.0	33.88	233.1	5.1	13.4	38.4	66.12	178.2	1.3	23.2	27.9
Khorasan-e-Razavi	201.5	3.6	18.3	30.2	33.45	249.9	6.7	12.5	35.2	66.55	177.2	1.5	22.9	27.0
Esfahan	195.9	2.2	20.5	30.5	24.18	244.4	5.4	12.0	35.5	75.82	180.4	0.9	24.5	28.5
Sistan & Baluchestan	211.0	2.4	19.4	33.8	43.20	240.1	3.5	14.0	38.0	56.80	188.9	1.4	25.2	29.8
Kordestan	209.2	3.8	14.0	31.6	37.16	236.8	6.9	6.9	32.7	62.84	192.8	1.7	19.8	30.9
Hamedan	205.8	1.3	17.3	30.2	31.70	236.1	4.4	8.4	32.1	68.30	191.7	-0.4	23.1	29.1
Chaharmahal & Bakhtiyari	220.5	3.0	18.5	34.2	37.03	253.4	7.0	8.5	35.1	62.97	201.1	0.2	27.2	33.6
Lorestan	222.0	1.5	20.6	37.0	34.63	239.8	3.4	6.3	36.3	65.37	212.5	0.3	31.1	37.5
Ilam	230.0	3.6	23.2	39.0	35.32	247.6	5.2	11.9	40.2	64.68	220.4	2.6	31.3	38.2
Kohgiluyeh & Boyerahmad	209.2	3.8	18.6	33.5	35.99	233.3	8.5	9.1	34.7	64.01	195.7	0.8	26.0	32.8
Bushehr	207.5	2.6	15.2	33.8	31.53	262.6	4.6	5.8	40.7	68.47	182.2	1.3	22.3	29.6
Zanjan	195.2	1.7	17.1	31.0	32.96	217.8	3.1	10.0	31.1	67.04	184.1	1.0	21.7	31.0
Semnan	201.1	3.1	18.8	30.5	31.81	237.2	6.2	11.1	35.8	68.19	184.2	1.4	23.9	27.6
Yazd	201.9	2.8	18.6	32.8	31.90	243.4	4.8	9.5	36.5	68.10	182.5	1.5	25.0	30.6
Hormozgan	207.2	3.3	27.4	34.3	28.90	265.5	4.5	20.5	41.9	71.10	183.5	2.6	31.8	30.3
Tehran	209.9	1.2	22.9	33.4	19.05	247.4	4.1	11.9	38.4	80.95	201.0	0.3	26.5	32.0
Ardebil	197.7	2.2	15.6	32.6	37.05	230.3	3.5	5.2	35.7	62.95	178.5	1.2	25.0	30.3
Qom	194.4	2.5	20.4	30.0	26.44	241.1	4.4	13.4	36.9	73.56	177.6	1.5	24.2	26.9
Qazvin	202.0	2.4	16.8	32.9	34.27	234.4	5.0	9.5	35.7	65.73	185.1	0.8	22.1	31.1
Golestan	212.2	2.2	20.1	33.2	30.21	253.3	4.9	10.2	38.4	69.79	194.4	0.8	26.6	30.4
North Khorasan	221.4	2.2	19.9	34.4	34.31	244.3	5.0	12.1	35.9	65.69	209.5	0.6	25.2	33.5
South Khorasan	219.2	3.7	18.9	35.5	36.90	245.7	7.3	11.7	36.6	63.10	203.8	1.2	24.5	34.8
Alborz	200.5	1.9	22.5	33.5	23.78	244.0	5.3	12.4	37.0	76.22	187.0	0.6	27.1	32.2



**General Price Index of Goods and Services for Urban Households and Percentage Changes in Index by Province, Month: Farvardin Year: 1399**

**Base Year:1395=100**

Province	General index				Food, beverages and tobacco				Non-food items and services					
	General index	Monthly inflation	Point -to - point inflation	Twelve month inflation rate	Weight	Index	Monthly inflation	Point -to - point inflation	Twelve month inflation rate	Weight	Index	Monthly inflation	Point -to - point inflation	Twelve-month inflation rate
<b>Total country</b>	203.4	2.0	20.2	31.9	25.03	243.5	5.0	10.8	36.6	74.97	190.0	0.7	24.7	30.0
Markazi	201.1	2.2	17.0	33.0	29.68	242.1	4.9	8.0	38.0	70.32	183.8	0.8	22.7	30.3
Gilan	195.5	2.8	19.5	30.9	22.06	229.7	4.2	6.1	34.5	77.94	185.8	2.2	25.1	29.6
Mazandaran	194.1	1.2	16.5	31.7	27.28	224.8	4.2	7.1	36.2	72.72	182.5	-0.2	21.4	29.7
East Azarbayejan	207.9	2.7	18.1	31.4	27.20	244.4	6.0	9.8	35.6	72.80	194.3	1.2	22.4	29.6
West Azarbayejan	196.1	0.1	16.8	30.0	29.87	237.5	4.2	11.3	34.7	70.13	178.5	-2.1	20.2	27.5
Kermanshah	206.3	2.6	18.2	29.6	29.49	245.6	5.2	11.9	37.7	70.51	189.9	1.3	22.0	25.6
Khuzestan	203.5	2.8	17.5	31.9	31.00	240.2	4.3	8.9	36.1	69.00	187.1	2.0	23.2	29.4
Fars	187.8	2.5	18.1	27.1	24.54	240.9	6.5	12.1	34.1	75.46	170.5	0.8	21.1	24.3
Kerman	195.9	2.1	20.3	32.1	30.59	240.2	4.2	15.2	40.4	69.41	176.4	0.8	23.5	27.5
Khorasan-e-Razavi	195.9	3.5	17.6	29.1	30.86	247.4	6.9	11.5	34.6	69.14	173.0	1.4	21.9	25.8
Esfahan	194.5	2.4	20.3	30.0	23.50	244.0	5.8	11.9	35.1	76.50	179.3	1.0	24.1	28.0
Sistan & Baluchestan	212.7	2.3	20.5	34.9	37.28	255.0	3.6	16.6	41.1	62.72	187.6	1.3	23.9	30.3
Kordestan	207.0	3.6	14.8	31.1	34.99	238.1	6.1	8.5	33.9	65.01	190.3	1.9	19.5	29.3
Hamedan	204.6	1.1	17.4	29.8	27.99	239.5	4.6	8.1	32.5	72.01	191.0	-0.6	22.6	28.6
Chaharmahal & Bakhtiyari	218.4	2.6	18.3	34.7	34.96	247.7	6.4	6.7	36.1	65.04	202.6	0.2	27.4	33.8
Lorestan	220.3	1.3	21.0	36.6	32.32	239.8	2.8	5.8	36.5	67.68	211.0	0.5	31.2	36.7
Ilam	231.1	3.5	23.9	38.4	33.01	251.3	5.4	12.9	39.6	66.99	221.1	2.4	31.0	37.7
Kohgiluyeh & Boyerahmad	210.3	3.7	21.4	34.1	32.46	240.7	8.9	13.3	37.2	67.54	195.7	0.9	26.7	32.4
Bushehr	204.7	2.7	13.7	32.5	29.95	264.1	5.1	4.1	40.2	70.05	179.3	1.3	20.7	28.0
Zanjan	195.4	1.8	17.9	31.2	29.97	220.0	3.6	11.6	31.6	70.03	184.9	0.9	21.3	30.9
Semnan	200.1	3.4	19.0	29.8	30.33	241.1	6.5	11.8	36.0	69.67	182.3	1.7	23.6	26.6
Yazd	199.3	2.6	18.1	32.1	32.04	241.5	4.3	9.0	35.9	67.96	179.4	1.5	24.7	29.7
Hormozgan	203.0	3.5	26.6	33.4	24.30	271.2	5.0	18.3	42.3	75.70	181.1	2.9	31.1	29.4
Tehran	209.8	1.2	22.9	33.3	18.84	247.3	4.2	11.7	38.2	81.16	201.1	0.3	26.5	32.0
Ardebil	194.4	1.7	15.9	31.8	34.35	228.9	2.4	4.9	35.0	65.65	176.4	1.3	24.8	29.7
Qom	194.1	2.4	20.4	30.0	26.11	241.1	4.3	13.3	36.7	73.89	177.5	1.5	24.1	26.9
Qazvin	201.5	2.5	17.4	32.5	31.80	235.4	5.6	10.1	35.0	68.20	185.7	0.8	22.2	31.0
Golestan	211.6	2.1	21.0	33.2	27.05	255.1	4.7	10.1	39.6	72.95	195.5	0.9	27.0	30.3
North Khorasan	217.9	1.9	20.4	34.5	30.53	244.8	4.6	13.0	38.1	69.47	206.2	0.5	24.6	32.7
South Khorasan	217.4	3.1	19.0	35.9	34.71	244.8	6.4	11.7	37.3	65.29	202.8	1.1	24.1	34.9
Alborz	200.5	1.9	22.5	33.5	23.44	244.3	5.4	12.3	37.0	76.56	187.1	0.6	27.2	32.2



**General Price Index of Goods and Services for Rural Households and Percentage Changes in Index by Province, Month: Farvardin Year: 1399**

**Base Year:1395=100**

Province	General index				Food, beverages and tobacco				Non-food items and services					
	General index	Monthly inflation	Point -to - point inflation	Twelve month inflation rate	Weight	Index	Monthly inflation	Point -to - point inflation	Twelve month inflation rate	Weight	Index	Monthly inflation	Point -to - point inflation	Twelve-month inflation rate
<b>Total country</b>	212.6	3.1	18.1	33.9	39.62	241.9	5.7	10.4	35.9	60.38	193.4	1.2	25.2	32.2
Markazi	214.5	3.1	16.7	36.0	42.30	246.1	5.6	8.6	38.1	57.70	191.4	0.8	25.6	34.1
Gilan	199.8	4.0	17.2	32.8	33.87	222.9	6.8	6.2	35.3	66.13	188.0	2.3	25.1	31.3
Mazandaran	206.6	2.3	18.5	35.0	32.77	239.1	5.3	8.9	38.8	67.23	190.7	0.6	25.2	32.8
East Azarbayejan	218.3	3.5	13.2	34.3	39.80	241.1	7.1	7.4	34.3	60.20	203.3	0.9	18.1	34.3
West Azarbayejan	211.1	3.6	13.5	29.0	41.77	247.6	6.7	4.6	29.6	58.23	184.9	0.7	23.5	28.4
Kermanshah	223.1	5.0	21.3	33.9	41.41	265.3	9.0	17.9	39.1	58.59	193.3	1.3	24.7	29.4
Khuzestan	211.4	4.0	13.2	31.6	45.60	236.7	6.2	5.1	33.4	54.40	190.1	1.9	23.1	29.7
Fars	210.2	3.8	20.0	33.7	39.33	253.7	6.7	15.9	39.0	60.67	182.1	1.3	23.9	29.4
Kerman	198.9	4.5	16.4	31.7	41.71	220.6	6.9	10.1	34.6	58.29	183.4	2.6	22.5	29.2
Khorasan-e-Razavi	225.8	4.2	21.1	34.9	44.72	257.2	6.0	15.6	37.0	55.28	200.3	2.3	27.5	32.7
Esfahan	211.0	0.8	22.6	36.4	31.92	247.8	2.1	12.5	38.7	68.08	193.7	0.0	29.5	35.0
Sistan & Baluchestan	207.4	2.5	17.2	31.3	55.40	219.3	3.2	10.1	33.3	44.60	192.7	1.6	29.0	28.5
Kordestan	216.4	4.8	11.5	33.2	44.55	233.3	9.1	2.9	29.3	55.45	202.9	1.1	20.9	36.9
Hamedan	209.2	2.0	16.9	31.1	42.56	229.6	4.0	8.9	31.5	57.44	194.2	0.2	24.9	30.8
Chaharmahal & Bakhtiyari	226.3	4.2	19.1	32.9	42.84	266.4	8.4	12.6	32.9	57.16	196.2	0.2	26.5	33.0
Lorestan	226.7	2.0	19.4	38.2	41.26	239.9	4.8	7.3	36.0	58.74	217.4	-0.1	30.8	39.9
Ilam	225.8	4.0	20.2	41.6	44.98	236.5	4.6	8.6	42.4	55.02	217.1	3.5	32.8	40.8
Kohgiluyeh & Boyerahmad	207.0	3.8	13.2	32.3	43.38	221.9	7.6	2.7	30.8	56.62	195.6	0.7	24.2	33.7
Bushehr	218.6	2.1	20.7	38.9	37.71	257.9	2.9	11.6	42.2	62.29	194.8	1.5	29.1	36.4
Zanjan	194.6	1.5	14.8	30.6	42.65	212.6	1.9	6.5	29.9	57.35	181.1	1.2	23.2	31.3
Semnan	205.3	2.0	17.7	33.7	38.74	223.0	4.9	8.4	35.2	61.26	194.2	0.0	25.6	32.6
Yazd	220.8	3.7	21.8	37.6	30.92	257.2	8.0	13.2	40.3	69.08	204.5	1.5	27.3	36.2
Hormozgan	217.0	2.8	29.0	36.5	39.64	257.4	3.8	23.9	41.3	60.36	190.4	1.8	33.9	32.6
Tehran	213.2	1.0	22.9	34.9	26.74	249.8	1.8	16.6	41.2	73.26	199.9	0.7	26.1	32.2
Ardebil	207.0	3.5	14.9	34.6	44.68	233.5	5.9	5.9	37.0	55.32	185.7	1.1	25.8	32.2
Qom	204.0	4.5	21.9	32.7	38.45	241.6	8.0	17.3	40.3	61.55	180.5	1.8	26.1	27.1
Qazvin	203.9	1.9	14.4	34.5	44.04	231.5	3.1	7.7	37.7	55.96	182.3	0.7	22.0	31.5
Golestan	213.4	2.6	18.4	33.1	36.83	250.5	5.2	10.3	36.6	63.17	191.7	0.7	25.4	30.6
North Khorasan	229.5	2.9	18.7	34.3	43.15	243.4	5.7	10.6	32.4	56.85	218.9	0.7	26.6	35.8
South Khorasan	224.0	5.0	18.5	34.6	42.47	247.6	9.1	11.5	35.0	57.53	206.6	1.7	25.5	34.3
Alborz	200.5	1.9	20.7	33.5	29.93	239.9	4.1	13.1	36.8	70.07	183.6	0.6	25.4	31.7



Statistical Centre of Iran

**General Price Index of Goods and Services for National Households by Province and Main Groups**

**Month: Farvardin, Year: 1399**

**Base Year:1395=100**

Province \ Main groups	Foods and beverages	Tobacco	Clothing and footwear	Housing, water, electricity, gas and other fuels	Furnishings, household equipment and routine household maintenance	Health & medical services	Transport	Communication	Recreation and culture	Education	Restaurants and hotels	Miscellaneous goods and services
<b>Total country</b>	241.8	303.8	222.8	167.1	248.1	170.8	242.9	150.9	246.4	173.4	194.9	223.5
Markazi	240.0	332.1	204.5	139.6	256.3	172.0	256.5	142.5	241.8	158.8	211.9	215.2
Gilan	224.9	314.8	206.9	148.4	257.6	169.1	248.2	172.2	219.2	171.8	192.5	228.2
Mazandaran	229.1	289.7	208.3	143.6	246.5	179.1	251.0	158.1	233.5	187.4	203.2	208.9
East Azarbayejan	241.7	295.2	248.1	143.6	286.2	191.1	252.0	136.2	251.4	163.9	193.6	239.5
West Azarbayejan	238.7	307.1	244.2	136.9	256.6	186.8	225.2	148.0	255.6	178.6	183.4	208.6
Kermanshah	248.1	327.4	233.5	162.3	249.3	157.8	218.1	135.6	243.0	158.6	218.5	285.7
Khuzestan	237.6	323.9	208.4	148.8	232.5	169.2	261.1	162.1	220.8	169.8	184.9	215.3
Fars	241.8	380.6	210.4	144.3	232.5	156.1	231.2	158.9	206.0	162.8	190.4	196.5
Kerman	232.2	292.6	202.0	141.7	247.1	194.6	233.4	143.2	219.9	181.2	222.0	223.5
Khorasan-e-Razavi	249.4	298.6	249.7	141.8	262.4	164.2	225.0	149.0	246.5	173.1	206.6	231.2
Esfahan	242.1	343.3	215.7	144.7	260.4	179.6	215.3	155.0	267.1	168.1	220.5	221.6
Sistan & Baluchestan	239.5	272.7	218.6	150.6	208.7	149.6	284.9	142.9	202.9	121.8	186.2	201.1
Kordestan	235.1	287.6	253.7	139.4	270.1	167.4	215.2	150.9	270.3	160.2	199.6	287.6
Hamedan	233.9	291.2	228.1	157.1	266.1	150.5	238.8	173.4	242.3	167.7	231.7	200.7
Chaharmahal&Bakhtiyari	248.8	374.7	216.7	176.7	241.5	168.1	230.3	183.9	225.8	169.7	205.2	228.0
Lorestan	238.5	287.5	240.8	200.3	287.7	165.3	225.8	156.3	244.8	169.1	238.4	209.8
Ilam	247.2	297.0	253.4	180.0	291.0	197.4	242.0	175.7	302.3	169.2	224.6	264.7
Kohgiluyeh &Boyerahmad	233.1	293.7	213.8	158.7	241.6	147.7	220.3	152.9	245.9	161.9	193.8	228.2
Bushehr	262.3	286.6	210.7	145.1	261.8	159.4	246.8	139.3	237.3	160.6	207.6	232.8
Zanjan	216.2	278.8	236.7	144.4	236.6	169.4	224.2	129.5	248.0	171.9	201.0	217.5
Semnan	236.5	334.6	221.9	152.8	248.4	182.1	226.4	150.0	189.4	150.1	198.5	221.2
Yazd	241.1	357.9	225.1	147.1	285.2	166.5	226.2	143.1	275.3	184.3	220.7	235.3
Hormozgan	264.8	327.6	211.2	160.3	247.0	166.5	225.4	145.3	248.3	162.6	184.9	211.1
Tehran	247.1	260.8	214.0	194.4	221.4	169.8	254.3	148.8	258.0	179.4	181.4	221.8
Ardebil	228.5	282.1	211.7	143.1	244.7	164.1	208.8	138.1	221.4	164.5	200.8	218.3
Qom	239.9	303.3	203.1	157.4	226.9	152.9	227.6	159.9	221.4	184.3	186.5	205.5
Qazvin	231.9	323.8	203.8	145.0	264.1	165.7	232.3	142.9	267.1	168.8	204.9	253.4
Golestan	252.3	286.1	234.3	156.4	289.0	157.5	245.2	146.2	285.3	179.3	218.0	232.6
North Khorasan	241.3	348.3	282.4	159.3	300.0	186.5	241.8	152.8	252.2	191.4	206.5	246.6
South Khorasan	245.6	301.9	267.8	149.0	253.8	183.0	223.5	159.0	243.1	162.4	200.0	233.7
Alborz	243.1	283.9	210.2	166.9	233.3	173.8	260.4	128.0	259.9	174.3	185.2	215.5



**Point -to -point inflation rate of Goods and Services for National Households by Province and Main Groups**

**Month: Farvardin Year: 1399**

**Base Year:1395=100**

Province \ Main groups	Foods and beverages	Tobacco	Clothing and footwear	Housing, water, electricity, gas and other fuels	Furnishings, household equipment and routine household maintenance	Health & medical services	Transport	Communication	Recreation and culture	Education	Restaurants and hotels	Miscellaneous goods and services
<b>Total country</b>	10.7	11.0	28.3	20.4	25.4	20.7	47.4	4.2	25.6	20.2	18.3	21.8
Markazi	8.2	7.5	26.5	15.4	26.7	20.6	47.4	2.4	20.0	12.9	16.1	20.4
Gilan	6.3	1.1	25.9	19.5	24.6	22.0	50.3	7.5	21.6	20.2	16.7	21.0
Mazandaran	7.8	9.1	27.2	12.1	26.6	25.4	46.8	7.8	27.2	22.0	21.3	17.3
East Azarbayejan	8.8	16.5	28.2	10.8	23.6	23.8	44.4	3.7	18.6	17.2	10.2	18.8
West Azarbayejan	8.9	9.2	27.1	12.0	22.2	17.5	48.8	2.3	21.2	22.8	14.5	20.2
Kermanshah	13.2	18.0	29.0	16.3	27.8	15.5	43.3	1.5	30.0	12.0	16.7	27.8
Khuzestan	7.9	12.9	24.6	16.3	20.0	19.5	47.2	4.9	20.8	16.3	16.9	15.8
Fars	13.0	21.1	27.4	13.4	25.4	20.1	46.8	4.2	30.6	20.0	19.1	20.9
Kerman	13.4	11.6	32.0	9.3	29.3	26.0	60.4	1.1	35.8	29.5	25.2	25.5
Khorasan-e-Razavi	12.5	11.5	39.9	13.6	29.9	17.8	49.5	3.8	30.1	18.8	19.9	25.1
Esfahan	11.9	16.6	28.7	19.9	29.1	24.0	43.6	5.2	20.9	15.6	19.3	24.4
Sistan & Baluchestan	14.2	6.3	21.9	17.1	20.0	15.0	55.5	1.1	16.2	3.3	17.6	21.5
Kordestan	6.8	10.2	23.8	10.7	24.1	17.3	37.1	2.3	22.8	17.1	19.5	26.1
Hamedan	8.4	8.1	25.1	17.4	24.6	15.7	47.5	4.4	23.5	17.1	15.5	17.6
Chaharmahal&Bakhtiyari	8.6	7.5	29.9	26.2	26.0	23.4	43.3	7.4	22.2	11.6	23.6	25.1
Lorestan	6.2	7.7	32.8	32.4	30.1	17.5	58.7	6.1	27.5	17.9	18.4	19.1
Ilam	11.9	9.1	37.0	28.4	32.7	26.5	41.7	9.2	41.0	18.8	29.3	28.7
Kohgiluyeh &Boyerahmad	9.1	12.8	25.8	22.5	20.1	10.3	49.9	1.7	28.6	17.3	24.2	20.8
Bushehr	5.7	17.4	21.1	14.3	24.0	16.4	52.9	2.5	19.8	15.1	13.2	16.3
Zanjan	10.3	1.8	34.8	11.8	25.2	16.0	43.5	2.4	25.7	16.6	17.6	19.9
Semnan	11.2	4.7	26.3	17.2	21.7	17.0	45.8	3.3	14.0	14.2	21.5	33.0
Yazd	9.4	12.6	27.2	19.8	24.8	18.7	52.9	2.0	35.9	29.5	17.4	23.6
Hormozgan	20.5	18.4	42.2	27.3	35.2	24.7	57.8	4.8	39.4	16.1	21.2	29.1
Tehran	12.0	9.9	24.9	24.7	23.7	20.4	47.2	4.1	28.5	23.2	21.5	21.7
Ardebil	5.3	3.3	40.1	16.3	28.2	18.8	44.1	1.2	25.3	22.2	25.9	22.9
Qom	13.4	16.0	22.9	22.9	25.1	17.6	46.2	6.5	18.9	21.2	16.5	23.6
Qazvin	9.6	7.7	24.6	18.0	23.5	20.1	36.3	2.8	23.0	22.1	10.5	24.3
Golestan	10.2	8.5	37.7	16.6	27.2	20.0	49.4	2.2	32.1	20.3	28.7	20.9
North Khorasan	12.4	4.2	32.9	18.5	30.1	19.4	38.3	4.0	23.9	12.4	18.7	24.7
South Khorasan	11.7	5.1	29.3	18.4	20.9	23.2	44.2	7.9	23.0	22.4	16.1	20.7
Alborz	12.5	8.0	25.8	26.8	22.2	18.7	48.4	1.5	28.2	23.3	9.9	17.6





**Annual inflation rate of Goods and Services for National Households by Province and Main Groups**

**Month: Farvardin, Year: 1399**

**Base Year:1395=100**

Province \ Main groups	Foods and beverages	Tobacco	Clothing and footwear	Housing, water, electricity, gas and other fuels	Furnishings, household equipment and routine household maintenance	Health & medical services	Transport	Communication	Recreation and culture	Education	Restaurants and hotels	Miscellaneous goods and services
<b>Total country</b>	36.8	23.9	41.4	23.3	45.0	25.3	46.5	12.9	41.9	21.7	37.3	34.4
Markazi	38.9	21.5	37.2	19.9	47.1	23.3	49.2	8.4	39.7	14.1	40.7	37.2
Gilan	35.6	17.9	40.0	19.0	48.3	25.0	47.7	15.2	38.2	19.0	41.6	32.5
Mazandaran	37.8	18.2	37.9	20.4	47.1	26.2	48.3	14.3	46.2	21.9	36.4	31.4
East Azarbayejan	35.9	20.2	44.7	13.1	49.0	31.9	49.8	10.3	38.1	15.7	34.3	35.4
West Azarbayejan	33.4	22.1	41.6	17.9	42.0	22.7	42.9	10.6	38.9	22.2	32.1	29.6
Kermanshah	38.4	29.0	37.8	16.9	43.7	19.8	40.9	9.3	43.7	15.9	41.1	35.6
Khuzestan	35.8	27.2	38.3	18.7	41.8	24.6	49.3	14.1	35.1	16.5	31.9	32.6
Fars	35.4	38.3	36.7	15.8	40.7	21.7	43.5	16.2	34.4	17.2	35.0	33.0
Kerman	38.7	24.4	33.6	18.3	42.7	30.4	47.2	11.9	40.6	24.5	47.3	32.7
Khorasan-e-Razavi	35.3	27.4	50.6	14.1	48.0	25.1	44.1	10.7	46.9	22.3	45.4	40.7
Esfahan	35.6	32.5	41.5	18.0	48.3	30.4	39.1	12.5	41.9	18.6	42.8	33.7
Sistan & Baluchestan	38.2	27.4	29.6	24.1	30.9	16.0	52.5	11.7	26.5	6.6	24.2	25.6
Kordestan	32.9	27.4	45.2	18.2	48.5	22.9	40.6	11.0	43.0	17.1	38.9	38.1
Hamedan	32.8	20.0	38.9	21.2	43.1	17.2	44.4	10.2	30.4	19.9	50.6	28.1
Chaharmahal&Bakhtiari	35.6	27.4	40.1	26.9	44.5	26.2	44.1	17.1	37.1	14.7	41.2	38.8
Lorestan	36.8	24.1	48.6	34.2	54.5	23.1	44.1	14.2	39.5	22.3	51.7	34.2
Ilam	40.3	32.4	49.6	24.1	59.3	31.2	46.1	19.2	62.5	18.9	46.6	44.0
Kohgiluyeh &Boyerahmad	34.8	21.8	38.2	21.8	42.7	17.8	43.3	13.0	46.7	19.8	37.8	34.0
Bushehr	40.8	31.5	42.2	17.3	52.0	26.0	49.9	12.0	35.5	18.2	39.0	37.1
Zanjan	31.3	25.1	45.4	20.7	43.2	20.4	45.5	9.3	46.6	18.0	38.9	34.4
Semnan	36.0	21.0	42.2	20.2	43.7	24.9	39.6	8.6	24.5	12.1	35.2	30.9
Yazd	36.8	27.3	49.5	19.1	57.9	27.0	45.7	11.2	51.5	28.7	45.0	33.5
Hormozgan	42.0	34.2	42.2	20.1	47.8	29.9	48.0	13.1	45.2	17.3	33.6	35.9
Tehran	38.9	18.6	41.1	29.0	40.0	24.4	48.6	14.6	44.7	26.7	33.8	34.2
Ardebil	36.6	17.8	37.1	21.6	47.2	22.3	43.1	8.5	41.4	18.2	42.5	33.9
Qom	37.1	27.6	32.5	23.5	36.4	18.7	41.0	12.9	33.3	21.6	32.8	29.6
Qazvin	36.5	19.1	41.0	20.8	48.7	24.8	44.2	8.9	50.3	18.6	43.2	34.9
Golestan	39.2	19.5	46.7	17.0	54.0	21.7	44.6	9.6	55.6	21.2	45.0	38.3
North Khorasan	36.5	23.9	52.8	18.2	54.1	25.0	45.4	11.8	46.4	17.8	42.6	38.2
South Khorasan	36.6	23.7	52.4	19.2	46.1	29.4	40.6	14.1	42.0	20.5	41.1	36.1
Alborz	37.5	18.1	40.3	27.8	41.0	27.7	48.6	8.8	49.0	23.7	29.8	36.6



Statistical Centre of Iran

**Contact information:**

For more information on national CPI in current month, time series of CPI for national households and time series of national CPI for expenditure deciles, please visit: [www.amar.org.ir](http://www.amar.org.ir)

**Address:**

Statistical Centre of Iran

No. 1, Corner of Rahee Moayeri St., Dr. Fatemi Ave., Tehran 1414663111, I. R. Iran

Tel: +98 21 88958189

Email: [int@sci.org.ir](mailto:int@sci.org.ir)

The release of the report for the Month of Ordibehesht, the year 1399: June, 2020