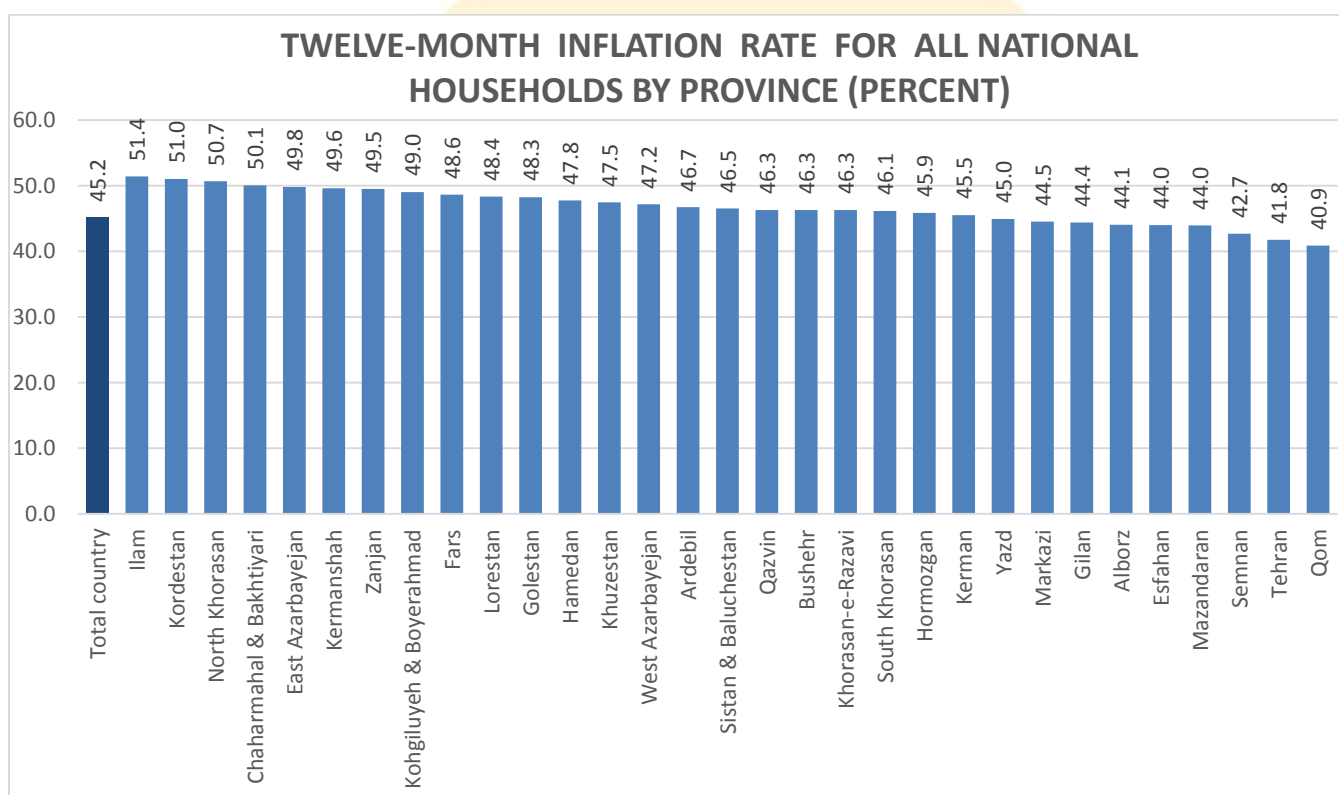


CPI by Provinces in the Month of Mordad of the Year 1400¹

All Households

In the month of Mordad² of the year 1400, the national households general index (1395=100) stood at 337.8, which increased by 3.2 percent compared with the previous month. In this month, the province of Kohgiluyeh & Boyerahmad saw the highest monthly inflation rate of the national households with a 4.9 percent increase and the lowest monthly inflation rate went to Qom province with a 1.8 percent rise. Percentage change in the general index for the national households was 43.2 percent in contrast to the corresponding month of the previous year (point-to-point inflation). The highest point-to-point inflation rate was for Ilam province with 53.4 percent and the lowest one was for Tehran province with 37.6 percent. Moreover, the twelve-month inflation rate ending the month of Mordad of the year 1400 for the national households stood at 45.2 percent. The highest twelve-month inflation rate went to Ilam province with 51.4 percent and the lowest one was for Qom province with 40.9 percent.



¹- It is the Iranian year which usually begins on the day of 21 March of the Gregorian calendar. To find the corresponding year of the Gregorian calendar, add 621 or 622 (depending on the time of the year) to a [solar Hijri](#) year. For example the corresponding year of the year 1400 in the Gregorian calendar is (21 March 2021 - 20 March 2022).

²- **Iranian months and their equivalent in Gregorian calendar**

Farvardin (21 March-20 April)

Ordibehesht (21 April-21 May)

Khordad (22 May-21 June)

Tir (22 June-22 July)

Mordad (23 July-22 August)

Shahrivar (23 August-22 September)

Mehr (23 September-22 October)

Aban (23 October-21 November)

Azar (22 November-21 December)

Dey (22 December-20 January)

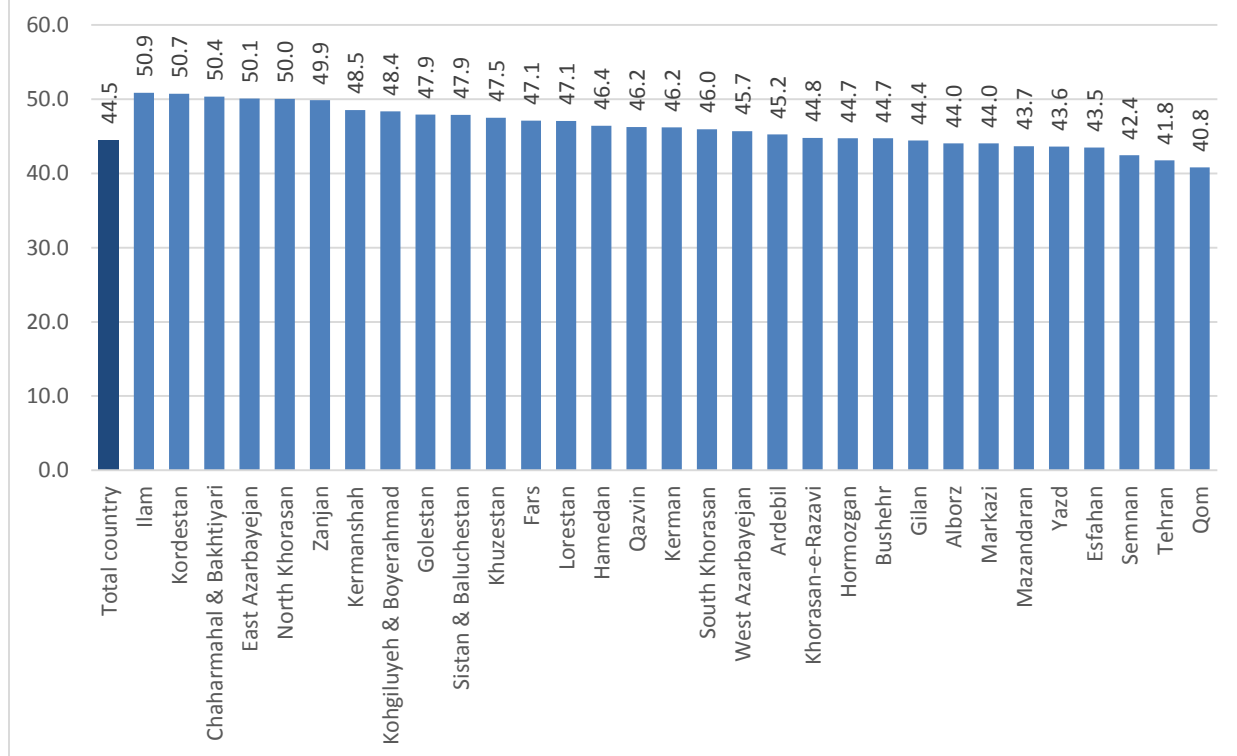
Bahman (21 January-19 February)

Esfand (20 February-20 March)

Urban Households

The general index for urban households (1395=100) stood at 334.1 in the month of Mordad of the year 1400 indicating a 3.2 percent rise compared with the previous month. In this month, the highest monthly inflation rate of urban households went to Fars province with a 4.6 percent increase and the lowest monthly inflation rate was for Qom province with a 1.8 percent rise. The percentage change in the general index for urban households was 42.4 percent in contrast to the corresponding month of the previous year (point-to-point inflation). The highest point-to-point inflation rate was for Ilam province with 52.3 percent and the lowest one went to Tehran province with 37.4 percent. The twelve-month inflation rate ending the month of Mordad of the year 1400 for urban households stood at 44.5 percent. The highest twelve-month inflation rate went to Ilam province with 50.9 percent, and the lowest one was for Qom province with 40.8 percent.

TWELVE-MONTH INFLATION RATE FOR ALL URBAN HOUSEHOLDS BY PROVINCE (PERCENT)



Rural Households

The general index for rural households (1395=100) stood at 358.1 in the month of Mordad of the year 1400 indicating a 3.2 percent rise compared with the previous month. In this month, the highest monthly inflation rate of rural households went to Kohgiluyeh & Boyerahmad province with 5.8 percent increase and the lowest monthly inflation rate was for Kordestan province with a 1.7 percent increase. The percentage change in the general index for rural households was 47.7 percent in contrast to the corresponding month of the previous year (point-to-point inflation). The highest point-to-point inflation rate of rural households was for Ilam with 58.4 percent and the lowest one went to Semnan province with 39.3 percent. The twelve-month inflation rate ending the month of Mordad of the year 1400 for rural households stood at 48.7 percent. The highest twelve-month inflation rate went to Kermanshah province with 54.4 percent, and the lowest one was for Tehran province with 42.6 percent.

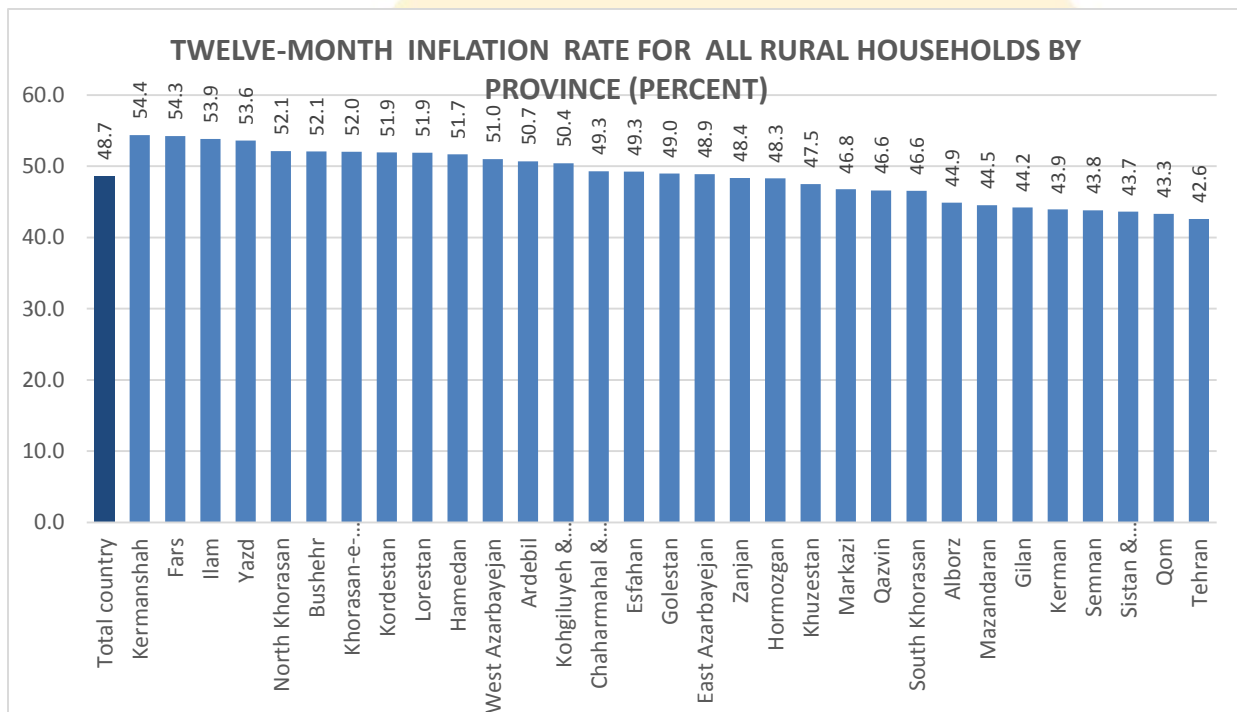




Table 1. General Price Index of Goods and Services for National Households and Percentage Changes in Index by Province, Month: Mordad, Year: 1400

Base Year: 1395=10

Province	General index				Food, beverages and tobacco					Non-food items and services				
	General index	Monthly inflation	Point-to-point inflation	Twelve month inflation rate	Weight	Index	Monthly inflation	Point-to-point inflation	Twelve month inflation rate	Weight	Index	Monthly inflation	Point-to-point inflation	Twelve-month inflation rate
Total country	337.8	3.2	43.2	45.2	27.24	437.6	4.6	58.4	57.1	72.76	300.4	2.4	36.1	39.6
Markazi	342.1	4.5	45.4	44.5	31.85	428.4	5.8	56.8	52.4	68.15	301.7	3.7	38.7	39.8
Gilan	319.6	3.1	43.2	44.4	25.01	376.9	3.7	50.4	49.3	74.99	300.5	2.9	40.4	42.4
Mazandaran	331.4	3.7	47.0	44.0	29.17	410.2	5.8	58.8	53.0	70.83	298.9	2.6	41.1	39.5
East Azarbayejan	360.1	3.2	48.5	49.8	30.00	435.5	3.1	58.8	58.1	70.00	327.7	3.2	43.2	45.5
West Azarbayejan	333.6	2.9	52.3	47.2	33.06	427.4	3.7	64.2	60.1	66.94	287.3	2.2	44.5	39.0
Kermanshah	350.9	3.1	43.4	49.6	31.62	455.0	2.9	55.1	62.9	68.38	302.8	3.3	36.3	41.7
Khuzestan	346.0	3.7	46.1	47.5	33.32	436.0	5.9	57.0	54.2	66.68	301.0	2.2	39.1	43.2
Fars	329.2	4.6	47.8	48.6	27.45	471.9	7.4	66.8	62.7	72.55	275.3	2.8	37.6	41.4
Kerman	324.1	2.0	42.8	45.5	33.88	423.9	2.6	54.5	56.9	66.12	273.0	1.5	34.7	37.9
Khorasan-e-Razavi	325.4	2.6	43.9	46.3	33.45	450.2	3.9	56.9	61.2	66.55	262.7	1.5	34.4	35.9
Esfahan	322.6	3.8	45.1	44.0	24.18	444.0	5.9	58.8	57.7	75.82	283.9	2.8	39.1	38.2
Sistan & Baluchestan	340.9	2.4	43.5	46.5	43.20	407.9	2.1	51.7	51.0	56.80	290.0	2.7	35.7	42.2
Kordestan	359.4	2.0	44.2	51.0	37.16	430.8	2.3	54.7	60.7	62.84	317.2	1.8	36.7	44.2
Hamedan	339.9	2.7	40.5	47.8	31.70	408.8	4.1	49.9	55.6	68.30	307.9	1.9	35.2	43.5
Chaharmahal & Bakhtiyari	380.6	3.7	47.2	50.1	37.03	459.0	4.6	59.7	58.0	62.97	334.5	2.9	38.5	44.5
Lorestan	383.1	3.0	47.1	48.4	34.63	449.2	3.1	57.4	62.8	65.37	348.1	2.9	40.9	39.7
Ilam	396.8	2.5	53.4	51.4	35.32	454.8	2.4	63.8	60.2	64.68	365.1	2.5	47.1	46.0
Kohgiluyeh & Boyerahmad	362.1	4.9	53.2	49.0	35.99	433.0	7.0	66.0	56.7	64.01	322.1	3.4	44.8	44.1
Bushehr	344.2	2.6	46.6	46.3	31.53	475.0	3.9	60.5	55.2	68.47	283.9	1.6	37.4	40.6
Zanjan	338.5	3.4	49.7	49.5	32.96	388.6	4.7	55.8	56.3	67.04	313.9	2.5	46.1	45.6
Semnan	317.5	2.5	39.9	42.7	31.81	395.1	3.1	52.6	51.5	68.19	281.3	2.2	32.7	37.6
Yazd	331.4	3.2	43.0	45.0	31.90	441.6	3.0	56.2	57.5	68.10	279.7	3.3	34.6	37.1
Hormozgan	339.8	2.4	44.8	45.9	28.90	491.8	3.3	56.7	61.3	71.10	278.1	1.7	37.4	36.8
Tehran	338.6	3.1	37.6	41.8	19.05	445.3	5.5	60.2	55.3	80.95	313.5	2.3	31.4	38.0
Ardebil	328.8	2.1	43.4	46.7	37.05	406.1	2.0	52.4	56.4	62.95	283.3	2.2	36.5	39.5
Qom	300.9	1.8	38.9	40.9	26.44	393.2	1.1	50.0	48.9	73.56	267.8	2.2	33.7	37.1
Qazvin	339.1	3.3	46.3	46.3	34.27	416.2	4.5	58.0	54.9	65.73	298.9	2.4	38.8	40.9
Golestan	352.9	2.8	46.4	48.3	30.21	454.6	3.9	60.2	57.8	69.79	308.9	2.2	38.8	43.0
North Khorasan	377.7	3.5	49.1	50.7	34.31	443.6	3.6	58.7	61.0	65.69	343.4	3.4	43.2	44.5
South Khorasan	365.9	2.7	45.9	46.1	36.90	415.3	1.7	48.6	51.9	63.10	337.1	3.4	44.0	42.3
Alborz	326.7	3.3	45.5	44.1	23.78	443.3	4.9	65.1	60.9	76.22	290.4	2.5	37.7	37.5

Statistical Centre of Iran



Table 2. General Price Index of Goods and Services for Urban Households and Percentage Changes in Index by Province, Month: Mordad Year: 1400

Base Year:1395=100

Province	General index				Food, beverages and tobacco					Non-food items and services				
	General index	Monthly inflation	Point-to-point inflation	Twelve month inflation rate	Weight	Index	Monthly inflation	Point-to-point inflation	Twelve month inflation rate	Weight	Index	Monthly inflation	Point-to-point inflation	Twelve-month inflation rate
Total country	334.1	3.2	42.4	44.5	25.03	440.3	4.7	59.1	57.2	74.97	298.7	2.4	35.4	39.2
Markazi	337.5	4.5	44.8	44.0	29.68	426.3	6.0	56.3	52.0	70.32	300.1	3.7	38.7	39.8
Gilan	319.6	3.3	42.9	44.4	22.06	391.5	4.1	52.3	51.1	77.94	299.2	3.0	39.7	42.2
Mazandaran	325.3	3.9	46.7	43.7	27.28	404.0	6.6	59.4	52.6	72.72	295.7	2.6	41.0	39.6
East Azarbayejan	356.9	3.3	48.5	50.1	27.20	446.8	3.4	61.3	60.6	72.80	323.3	3.3	42.7	45.3
West Azarbayejan	326.7	2.8	51.9	45.7	29.87	425.1	4.0	65.7	59.1	70.13	284.8	2.1	44.2	38.5
Kermanshah	343.4	3.1	42.0	48.5	29.49	443.5	2.7	53.8	61.6	70.51	301.5	3.3	35.5	41.5
Khuzestan	343.9	3.7	45.4	47.5	31.00	439.7	6.1	56.3	54.4	69.00	300.9	2.3	39.0	43.5
Fars	317.8	4.6	45.8	47.1	24.54	468.4	8.2	66.9	62.9	75.46	268.8	2.7	36.1	40.1
Kerman	325.8	1.9	43.3	46.2	30.59	451.9	2.7	59.6	60.3	69.41	270.2	1.4	33.2	37.8
Khorasan-e-Razavi	312.9	2.3	43.0	44.8	30.86	450.5	3.4	58.6	62.1	69.14	251.4	1.4	32.5	33.9
Esfahan	319.3	3.8	44.8	43.5	23.50	441.2	5.9	58.3	57.2	76.50	281.8	2.9	39.1	37.9
Sistan & Baluchestan	347.5	2.7	43.9	47.9	37.28	432.2	2.1	51.5	51.1	62.72	297.2	3.2	37.9	45.3
Kordestan	355.9	2.1	43.9	50.7	34.99	443.5	2.6	57.4	62.2	65.01	308.8	1.7	35.0	43.2
Hamedan	336.7	2.7	40.5	46.4	27.99	414.8	4.2	51.9	53.9	72.01	306.3	1.9	35.2	42.9
Chaharmahal & Bakhtiari	379.9	3.7	47.0	50.4	34.96	459.8	4.8	62.5	59.0	65.04	337.0	2.9	37.3	44.8
Lorestan	378.0	2.6	46.3	47.1	32.32	452.4	2.3	57.5	63.6	67.68	342.5	2.9	40.0	38.1
Ilam	396.9	2.6	52.3	50.9	33.01	457.4	2.4	62.5	59.0	66.99	367.1	2.7	46.6	46.3
Kohgiluyeh & Boyerahmad	357.5	4.5	51.1	48.4	32.46	437.2	5.9	64.9	56.6	67.54	319.2	3.6	43.1	43.7
Bushehr	336.0	2.3	45.9	44.7	29.95	474.7	3.5	59.7	53.8	70.05	276.8	1.4	37.2	39.1
Zanjan	342.2	3.3	51.1	49.9	29.97	398.8	4.3	58.3	57.0	70.03	317.9	2.7	47.5	46.3
Semnan	315.0	2.6	40.1	42.4	30.33	400.7	3.4	52.8	51.9	69.67	277.7	2.1	33.1	37.2
Yazd	323.5	3.1	42.1	43.6	32.04	434.8	2.9	55.1	56.7	67.96	271.0	3.3	33.6	35.3
Hormozgan	329.1	2.2	43.0	44.7	24.30	508.8	3.2	57.4	63.1	75.70	271.4	1.7	35.5	35.9
Tehran	338.4	3.1	37.4	41.8	18.84	444.5	5.5	60.0	55.1	81.16	313.7	2.3	31.4	38.1
Ardebil	321.7	2.2	42.2	45.2	34.35	405.5	2.0	51.9	55.3	65.65	277.9	2.3	35.6	38.5
Qom	300.5	1.8	38.9	40.8	26.11	393.4	1.0	50.2	48.9	73.89	267.6	2.2	33.7	37.0
Qazvin	335.1	3.1	45.9	46.2	31.80	413.9	4.0	61.0	55.6	68.20	298.3	2.6	37.5	41.0
Golestan	350.6	2.7	45.2	47.9	27.05	457.3	3.6	58.7	57.1	72.95	311.0	2.3	38.8	43.6
North Khorasan	373.9	4.2	51.1	50.0	30.53	454.4	4.5	63.0	62.7	69.47	338.6	4.1	44.9	43.6
South Khorasan	363.2	2.9	45.9	46.0	34.71	413.9	2.1	49.6	51.7	65.29	336.2	3.5	43.6	42.4
Alborz	326.4	3.3	45.4	44.0	23.44	443.9	5.0	65.4	61.1	76.56	290.4	2.5	37.7	37.5

Table 3. General Price Index of Goods and Services for Rural Households and Percentage Changes in Index by Province, Month: Mordad Year: 1400

Base Year: 1395=100

Province	General index				Food, beverages and tobacco					Non-food items and services				
	General index	Monthly inflation	Point-to-point inflation	Twelve month inflation rate	Weight	Index	Monthly inflation	Point-to-point inflation	Twelve month inflation rate	Weight	Index	Monthly inflation	Point-to-point inflation	Twelve-month inflation rate
Total country	358.1	3.2	47.7	48.7	39.62	428.3	4.2	56.1	56.7	60.38	312.1	2.3	40.8	42.3
Markazi	363.7	4.3	47.9	46.8	42.30	435.4	5.0	58.5	53.9	57.70	311.2	3.6	38.4	40.2
Gilan	319.6	2.7	44.0	44.2	33.87	348.2	2.9	46.3	45.6	66.13	304.9	2.6	42.7	43.4
Mazandaran	343.1	3.4	47.6	44.5	32.77	420.0	4.5	57.9	53.5	67.23	305.6	2.6	41.4	39.2
East Azarbayejan	371.2	2.6	48.3	48.9	39.80	408.4	2.3	52.5	51.9	60.20	346.5	2.8	45.2	46.6
West Azarbayejan	352.4	3.0	53.3	51.0	41.77	431.8	3.3	61.5	62.0	58.23	295.5	2.7	45.5	40.8
Kermanshah	385.5	3.5	49.9	54.4	41.41	492.4	3.7	58.9	66.6	58.59	310.0	3.3	40.9	42.9
Khuzestan	356.9	3.5	49.9	47.5	45.60	423.1	5.3	59.7	53.5	54.40	301.5	1.5	39.7	41.4
Fars	376.0	4.3	54.8	54.3	39.33	480.9	5.2	66.6	62.2	60.67	308.0	3.4	44.5	47.3
Kerman	320.2	2.0	41.7	43.9	41.71	375.0	2.5	44.6	50.5	58.29	281.0	1.6	39.1	38.2
Khorasan-e-Razavi	380.0	3.7	47.4	52.0	44.72	449.5	5.4	51.7	58.5	55.28	323.7	1.8	42.8	45.4
Esfahan	360.4	3.7	47.7	49.3	31.92	467.6	6.1	62.9	62.2	68.08	310.1	2.1	38.6	41.6
Sistan & Baluchestan	327.3	1.9	42.7	43.7	55.40	374.2	2.2	52.1	50.9	44.60	269.1	1.3	29.1	33.3
Kordestan	371.3	1.7	45.1	51.9	44.55	397.0	1.5	47.0	56.6	55.45	350.7	1.9	43.4	47.8
Hamedan	349.2	2.7	40.3	51.7	42.56	397.1	3.7	46.0	59.1	57.44	313.6	1.8	35.3	45.4
Chaharmahal & Bakhtiari	382.4	3.5	47.9	49.3	42.84	457.1	4.0	53.5	55.5	57.16	326.5	3.1	42.5	43.4
Lorestan	397.8	4.0	49.4	51.9	41.26	442.1	5.2	56.9	61.0	58.74	366.6	3.0	43.6	44.9
Ilam	396.4	2.2	58.4	53.9	44.98	447.0	2.5	68.1	64.2	55.02	355.1	1.9	49.6	44.3
Kohgiluyeh & Boyerahmad	371.6	5.8	57.7	50.4	43.38	426.5	8.8	67.6	56.9	56.62	329.6	2.9	48.9	44.9
Bushehr	376.0	3.7	49.0	52.1	37.71	475.9	5.2	63.0	59.4	62.29	315.6	2.3	38.3	46.4
Zanjan	326.7	3.6	45.0	48.4	42.65	365.4	5.7	50.1	54.7	57.35	297.9	1.8	40.6	42.9
Semnan	329.1	2.3	39.3	43.8	38.74	374.5	1.9	51.6	49.9	61.26	300.4	2.7	30.9	39.6
Yazd	387.6	3.2	48.5	53.6	30.92	491.7	3.6	63.4	63.1	69.08	341.0	2.9	40.3	48.4
Hormozgan	365.0	2.7	48.9	48.3	39.64	467.6	3.5	55.5	58.4	60.36	297.6	1.8	42.7	39.3
Tehran	347.5	3.2	42.2	42.6	26.74	464.5	5.3	67.0	60.4	73.26	304.8	2.0	31.4	34.8
Ardebil	348.8	2.0	46.5	50.7	44.68	407.5	2.0	53.5	58.7	55.32	301.3	1.9	39.5	42.8
Qom	318.1	2.2	40.1	43.3	38.45	387.6	2.8	46.1	47.5	61.55	274.7	1.6	35.1	39.9
Qazvin	354.9	3.8	47.7	46.6	44.04	422.9	6.0	50.2	52.9	55.96	301.4	1.4	45.1	40.5
Golestan	357.8	3.1	48.9	49.0	36.83	450.3	4.4	62.5	58.9	63.17	303.8	1.9	38.8	41.7
North Khorasan	386.6	2.0	44.5	52.1	43.15	425.7	2.2	51.6	58.3	56.85	356.9	1.7	38.7	47.0
South Khorasan	373.0	2.2	45.9	46.6	42.47	418.1	1.0	46.5	52.3	57.53	339.6	3.4	45.4	41.7
Alborz	332.8	2.9	47.1	44.9	29.93	434.5	3.7	61.5	57.5	70.07	289.3	2.3	39.2	38.0



Table 4. General Price Index of Goods and Services for National Households by Province and Main Groups Month: Mordad Year: 1400

Base Year:1395=100

Province \ Main groups	Foods and beverages	Tobacco	Clothing and footwear	Housing, water, electricity, gas and other fuels	Furnishings, household equipment and routine household maintenance	Health & medical services	Transport	Communication	Recreation and culture	Education	Restaurants and hotels	Miscellaneous goods and services
Total country	436.5	486.4	395.3	235.8	466.2	278.9	430.3	178.1	432.5	221.1	360.9	374.5
Markazi	425.6	511.6	346.3	221.7	473.2	269.9	410.5	166.9	433.9	200.9	373.1	362.2
Gilan	374.5	459.9	361.6	222.4	481.1	277.3	427.8	200.5	423.3	214.7	313.3	346.2
Mazandaran	409.3	457.6	395.8	187.8	485.6	289.4	471.1	188.1	422.4	241.1	341.7	350.2
East Azarbayejan	434.3	472.1	448.7	201.6	562.3	332.9	460.1	152.8	434.9	196.4	398.9	419.6
West Azarbayejan	425.3	488.1	459.2	188.3	499.3	332.1	364.5	166.0	449.7	231.9	318.3	351.6
Kermanshah	452.6	542.9	405.7	244.5	448.0	241.0	369.1	151.9	430.9	185.1	391.9	470.1
Khuzestan	434.3	514.2	332.6	217.1	429.5	274.6	474.3	195.7	367.4	214.8	278.3	347.9
Fars	468.8	632.9	399.7	193.4	464.4	277.4	402.8	195.5	402.0	212.3	367.2	361.6
Kerman	423.2	470.5	383.7	186.5	460.9	335.8	359.1	164.3	410.2	240.9	412.2	374.6
Khorasan-e-Razavi	450.2	458.0	461.8	169.8	499.3	253.0	367.7	171.5	418.4	229.6	379.5	401.6
Esfahan	442.1	525.3	374.8	211.9	492.3	293.2	337.8	185.0	474.7	197.0	377.4	368.5
Sistan & Baluchestan	408.2	390.8	355.8	179.3	387.9	231.7	542.1	150.9	336.4	134.7	321.8	308.7
Kordestan	430.0	455.0	478.2	201.6	509.9	267.6	360.1	171.2	506.0	187.9	358.7	486.4
Hamedan	407.7	435.8	389.8	228.9	508.4	241.0	409.3	202.1	424.9	224.7	415.3	303.4
Chaharmahal&Bakhtiari	456.5	524.9	359.7	259.0	477.8	278.9	418.6	240.1	401.5	207.6	350.2	397.4
Lorestan	448.2	486.4	452.0	318.1	536.4	253.0	350.9	195.3	413.2	218.8	427.5	339.3
Ilam	454.6	475.1	462.6	239.7	555.6	353.2	438.9	225.8	562.9	185.8	387.7	465.5
Kohgiluyeh &Boyerahmad	432.9	467.9	378.4	216.8	455.8	253.2	369.1	190.1	437.8	193.4	333.9	419.1
Bushehr	475.0	476.5	398.7	201.2	491.9	253.5	413.0	157.2	375.9	192.9	375.0	391.9
Zanjan	386.0	491.1	519.8	207.9	478.7	292.1	393.6	135.9	498.8	206.9	358.4	388.7
Semnan	394.3	500.3	371.3	224.2	426.5	279.6	363.9	166.8	298.3	185.6	321.5	336.9
Yazd	438.7	583.8	389.1	204.6	549.8	276.0	349.0	163.4	465.3	224.9	398.4	371.7
Hormozgan	491.5	519.9	382.8	203.6	463.5	278.6	347.5	163.7	466.8	215.3	344.2	374.1
Tehran	445.1	456.9	352.1	279.6	392.0	273.0	484.1	179.8	437.8	234.4	379.6	365.4
Ardebil	403.9	468.7	347.6	212.8	443.1	261.8	337.2	146.4	356.4	197.5	356.5	372.0
Qom	392.1	450.9	338.7	220.7	395.7	237.0	373.3	192.0	341.8	226.1	355.9	315.2
Qazvin	414.1	492.8	361.0	201.6	509.8	283.3	423.8	154.8	478.0	207.7	377.3	407.5
Golestan	454.0	474.2	428.8	214.9	538.7	252.5	413.1	191.3	522.9	230.1	374.3	410.5
North Khorasan	438.1	634.3	506.8	218.0	574.0	311.5	425.2	192.8	465.4	226.0	403.9	439.7
South Khorasan	415.2	460.4	472.8	224.0	490.0	321.8	352.7	185.9	454.7	194.4	334.5	385.8
Alborz	444.0	409.8	403.8	236.3	440.8	277.1	450.8	137.3	453.3	236.0	284.5	376.4



Table 5. Point-to-point inflation rate of Goods and Services for National Households by Province and Main Groups

Month: Mordad Year: 1400

Base Year:1395=100

Province	Main groups	Foods and beverages	Tobacco	Clothing and footwear	Housing, water, electricity, gas and other fuels	Furnishings, household equipment and routine household maintenance	Health & medical services	Transport	Communication	Recreation and culture	Education	Restaurants and hotels	Miscellaneous goods and services
Total country		59.2	32.4	54.8	24.3	54.2	43.7	44.3	7.3	45.2	20.3	63.1	42.8
Markazi		58.0	31.7	50.8	33.5	50.9	38.6	34.2	6.2	39.2	21.5	52.5	45.3
Gilan		51.3	28.3	55.7	36.0	52.3	44.4	44.1	5.2	46.5	23.6	39.1	30.5
Mazandaran		59.6	30.4	60.0	20.8	60.0	44.9	59.9	8.4	50.1	10.3	50.2	41.7
East Azarbayejan		60.2	26.9	55.1	30.5	54.4	49.3	45.9	6.7	39.2	18.2	78.1	43.9
West Azarbayejan		65.8	33.5	65.9	34.7	59.0	57.1	37.4	7.1	47.8	27.0	57.6	50.0
Kermanshah		55.8	36.1	53.7	31.5	54.7	37.0	41.9	9.7	43.1	14.9	64.3	23.5
Khuzestan		57.8	31.8	45.1	29.5	53.1	43.2	45.7	9.4	37.7	25.4	39.5	47.5
Fars		67.7	38.3	56.4	22.2	55.5	54.4	43.8	10.2	50.7	21.7	58.6	51.5
Kerman		54.7	42.1	60.9	17.3	60.2	50.6	33.4	10.4	62.7	32.8	64.2	43.5
Khorasan-e-Razavi		57.2	29.8	59.4	15.0	58.6	36.2	40.4	6.8	46.5	31.9	59.9	53.4
Esfahan		59.9	28.6	55.8	33.8	56.2	43.5	36.3	5.8	49.0	16.6	57.4	38.3
Sistan & Baluchestan		52.1	31.3	47.1	15.4	57.4	46.1	48.7	3.0	44.1	7.8	54.0	28.8
Kordestan		55.9	27.6	57.2	22.5	52.4	39.6	42.6	5.0	44.9	16.7	55.5	27.6
Hamedan		51.4	21.5	49.0	24.1	50.3	38.1	39.3	4.2	35.4	30.0	58.8	35.1
Chaharmahal&Bakhtiyari		62.0	20.0	43.0	22.3	58.2	43.1	46.7	8.7	45.8	15.4	55.4	45.7
Lorestan		58.0	38.4	58.4	35.4	52.2	37.1	40.0	10.6	37.3	28.3	61.4	44.8
Ilam		64.1	41.4	66.4	23.8	67.7	55.2	50.7	17.4	55.8	9.4	53.3	53.1
Kohgiluyeh &Boyerahmad		66.1	35.9	56.7	32.3	59.4	44.9	40.0	10.6	42.0	18.9	56.8	53.1
Bushehr		60.9	33.9	61.1	26.5	57.4	43.9	40.3	7.4	37.7	18.4	63.5	45.8
Zanjan		56.3	41.9	89.9	23.4	64.5	52.8	46.1	3.1	65.7	19.7	65.3	54.2
Semnan		52.9	25.7	45.4	23.9	48.8	40.2	36.7	5.8	42.6	23.6	46.2	36.5
Yazd		56.9	33.9	53.1	24.2	59.1	50.0	33.7	6.9	38.5	20.0	64.3	33.3
Hormozgan		57.1	30.2	58.4	26.7	45.4	46.5	33.9	4.6	47.7	31.9	59.5	54.3
Tehran		60.7	40.4	46.7	21.8	47.8	41.2	47.4	7.5	45.1	18.0	79.2	43.8
Ardebil		53.4	32.8	46.6	22.4	54.8	39.3	38.8	2.6	39.4	19.0	59.1	51.7
Qom		50.6	27.4	43.9	30.0	45.7	37.2	35.1	2.9	32.9	21.0	66.7	35.8
Qazvin		59.3	27.9	56.4	28.9	55.1	50.4	41.3	4.1	47.4	22.4	62.7	26.6
Golestan		60.8	42.2	61.0	27.0	52.5	41.2	39.1	9.2	50.3	23.5	53.9	53.2
North Khorasan		59.4	42.7	56.7	35.3	52.1	40.0	44.0	11.4	46.1	17.5	66.3	46.0
South Khorasan		48.6	31.5	58.2	34.7	57.2	54.6	35.2	4.6	50.1	19.3	46.4	42.8
Alborz		66.4	18.9	65.6	27.9	61.4	45.4	45.3	3.4	44.7	29.9	45.5	48.9



Table 6. Annual inflation rate of Goods and Services for National Households by Province and Main Groups

Month: Mordad Year: 1400

Base Year:1395=100

Province	Main groups	Foods and beverages	Tobacco	Clothing and footwear	Housing, water, electricity, gas and other fuels	Furnishings, household equipment and routine household maintenance	Health & medical services	Transport	Communication	Recreation and culture	Education	Restaurants and hotels	Miscellaneous goods and services
Total country		57.4	45.5	49.5	27.0	60.2	38.5	61.3	17.8	52.3	22.0	47.2	46.3
Markazi		53.0	39.5	43.2	29.7	58.6	34.1	46.7	17.7	54.0	22.4	42.3	42.6
Gilan		50.0	31.7	46.0	29.3	60.2	40.8	62.4	20.9	63.6	22.7	36.4	40.3
Mazandaran		53.2	44.7	55.0	18.2	64.2	36.4	63.0	20.5	50.5	19.6	37.9	41.4
East Azarbayejan		58.5	48.6	51.0	25.7	66.1	48.2	63.3	10.2	50.5	17.6	58.2	50.4
West Azarbayejan		60.9	43.4	54.2	23.8	63.4	42.0	48.2	11.8	51.6	24.6	40.0	44.1
Kermanshah		63.3	50.4	49.5	33.6	54.0	34.1	52.1	8.9	58.2	11.8	48.9	57.0
Khuzestan		54.4	47.2	37.8	31.9	58.5	35.4	66.6	20.0	46.6	22.0	30.4	43.0
Fars		63.0	53.0	59.2	21.1	69.7	53.4	59.8	20.6	73.6	27.5	54.6	54.3
Kerman		57.3	41.4	60.6	21.0	60.1	49.1	47.0	10.9	60.4	29.4	52.4	48.0
Khorasan-e-Razavi		61.5	39.4	60.1	16.8	64.8	31.9	53.7	14.3	49.8	25.7	49.9	51.6
Esfahan		58.3	39.3	45.5	28.1	61.2	38.6	44.8	23.2	54.7	11.2	41.3	46.1
Sistan & Baluchestan		51.4	31.6	44.2	14.8	61.3	35.7	80.3	5.2	46.8	8.5	44.8	41.2
Kordestan		61.3	46.0	57.5	26.8	61.6	37.3	51.4	13.0	60.1	15.5	49.4	56.9
Hamedan		56.3	42.1	46.6	34.5	67.5	31.9	56.4	20.2	48.2	25.1	45.7	37.4
Chaharmahal&Bakhtiyari		59.6	29.4	46.4	28.1	66.3	43.1	57.2	32.7	51.7	19.3	38.6	48.4
Lorestan		63.3	50.1	59.0	27.9	60.1	29.5	48.6	25.1	52.9	25.2	45.8	39.9
Ilam		60.4	43.8	54.3	25.2	60.6	50.2	62.1	25.6	55.5	8.9	48.3	52.9
Kohgiluyeh & Boyerahmad		56.8	46.5	47.4	26.8	56.7	39.4	54.3	21.8	54.7	16.5	42.5	55.2
Bushehr		55.2	53.6	57.7	26.5	60.6	37.2	59.2	10.7	44.6	17.4	51.3	45.1
Zanjan		56.5	52.9	74.8	24.7	70.9	43.9	54.7	4.4	69.0	16.0	46.3	52.3
Semnan		51.6	37.2	46.7	30.8	49.6	35.9	50.1	13.0	33.0	20.8	37.1	37.6
Yazd		57.9	44.0	45.6	25.7	61.9	39.6	45.8	14.0	52.1	21.8	45.9	44.3
Hormozgan		61.5	45.5	51.1	22.1	63.1	37.6	42.8	11.7	64.7	28.5	49.9	50.8
Tehran		55.3	54.8	38.4	29.4	50.1	35.8	69.9	19.5	46.7	24.2	56.7	41.8
Ardebil		56.8	46.6	51.0	28.3	56.9	35.6	47.6	5.8	42.3	20.1	44.5	48.1
Qom		49.0	40.9	43.6	28.2	53.6	37.0	53.8	22.8	38.3	22.6	55.8	40.6
Qazvin		55.4	40.4	47.5	20.2	64.4	41.0	64.2	9.9	52.9	22.2	50.2	49.4
Golestan		58.2	46.6	55.1	25.0	61.9	40.8	59.7	26.9	60.5	17.5	41.9	51.1
North Khorasan		61.0	61.0	54.8	22.3	64.4	42.2	57.5	24.9	60.5	15.4	51.8	56.8
South Khorasan		51.9	35.3	45.9	26.4	61.5	43.7	46.4	18.9	62.7	17.3	42.3	44.1
Alborz		61.5	37.4	57.3	25.7	59.4	38.1	63.8	7.5	49.7	22.2	26.5	46.0

Contact information:

For more information on national CPI in current month, time series of CPI for national households and time series of national CPI for expenditure deciles, please visit: www.amar.org.ir

Address:

Statistical Centre of Iran

No. 1, corner of Rahee Moayeri St., Dr. Fatemi Ave., Tehran 1414663111, I. R. Iran

Tel: +98 21 88958189

Email: int@sci.org.ir

The release of the report for the Month of Shahrivar, the year 1400, October 2021



Statistical Centre of Iran