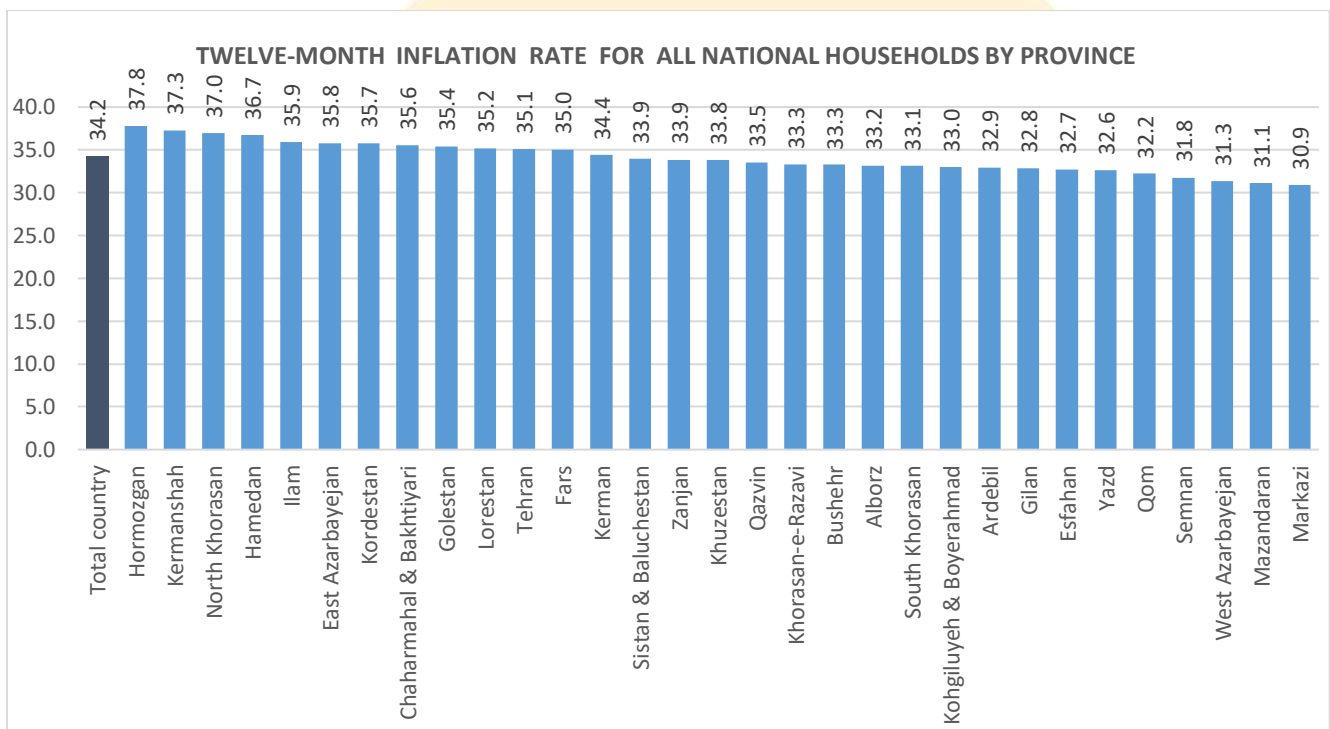


CPI by Provinces in the Month of Bahman of the Year 1399¹

All Households

In the month of Bahman² of the year 1399, the national households general index (1395=100) stood at 292.8, which increased by 2.5 percent compared with the previous month. In this month, the province of Chaharmahal & Bakhtiyari saw the highest monthly inflation rate of the national households with a 3.8 percent increase and the lowest monthly inflation rate went to South-Khorasan province with a 1.7 percent rise. Percentage change in the general index for the national households was 48.2 percent in contrast to the corresponding month of the previous year (point-to-point inflation). The highest point-to-point inflation rate was for Kordestan province with 58.3 percent and the lowest one was for Qom province with 43.4 percent. The twelve-month inflation rate ending the month of Bahman of the year 1399 for the national households stood at 34.2 percent. The highest twelve-month inflation rate went to Hormozgan province with 37.8 percent and the lowest one was for Markazi province with 30.9 percent.



¹- It is the Iranian year which usually begins on the day of 21 March of the Gregorian calendar. To find the corresponding year of the Gregorian calendar, add 621 or 622 (depending on the time of the year) to a [solar Hijri](#) year. For example the corresponding year of the year 1399 in the Gregorian calendar is (20 March 2020 - 21 March 2021).

²- **Iranian months and their equivalent in Gregorian calendar**

Farvardin (21 March-20 April)

Ordibehesht (21 April-21 May)

Khordad (22 May-21 June)

Tir (22 June-22 July)

Mordad (23 July-22 August)

Shahrivar (23 August-22 September)

Mehr (23 September-22 October)

Aban (23 October-21 November)

Azar (22 November-21 December)

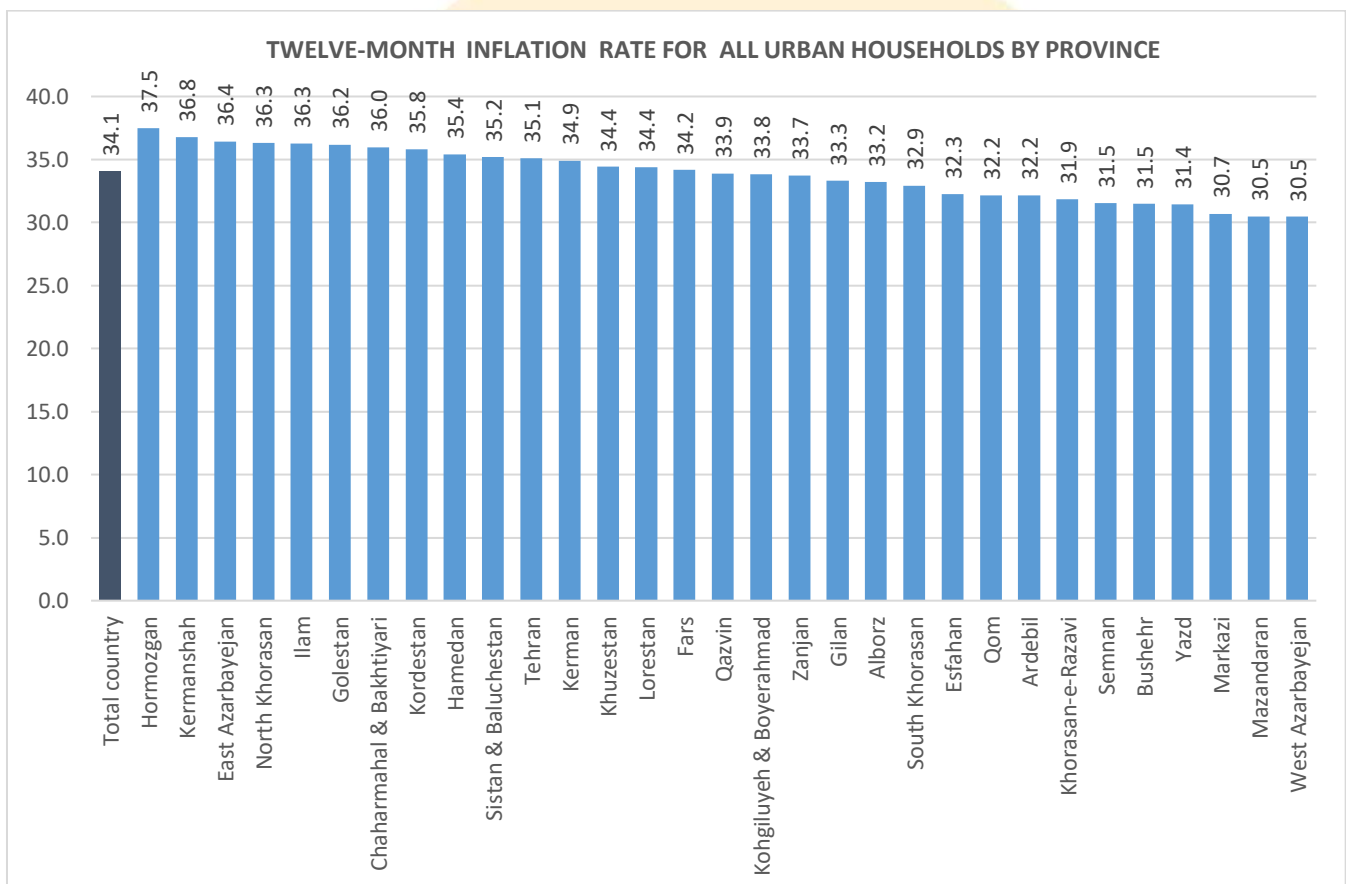
Dey (22 December-20 January)

Bahman (21 January-19 February)

Esfand (20 February-20 March)

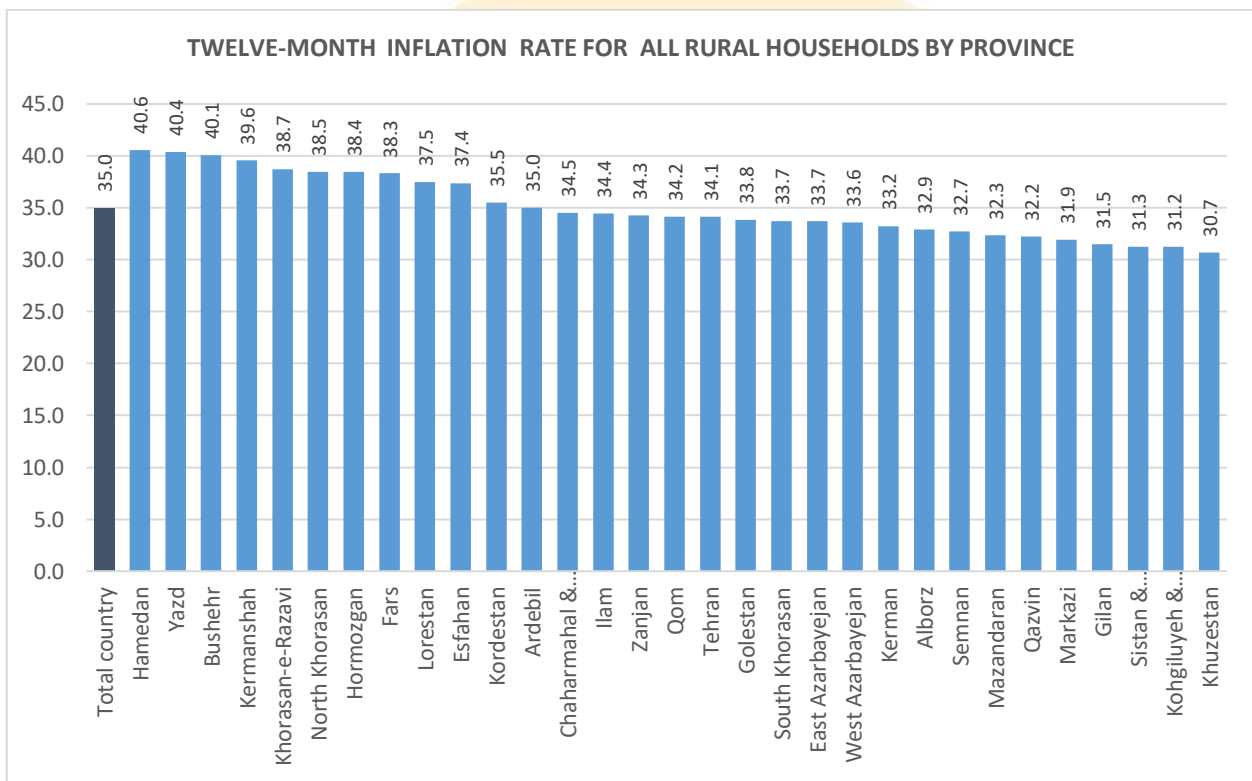
Urban Households

The general index for urban households (1395=100) stood at 289.5 in the month of Bahman of the year 1399 indicating a 2.4 percent rise compared with the previous month. In this month, the highest monthly inflation rate of urban households went to Chaharmahal & Bakhtiari province with a 3.6 percent increase and the lowest monthly inflation rate was for South-Khorasan province with a 1.4 percent rise. The percentage change in the general index for urban households was 47.2 percent in contrast to the corresponding month of the previous year (point-to-point inflation). The highest point-to-point inflation rate was for Kordestan province with 57.9 percent and the lowest one went to Qom province with 43.2 percent. The twelve-month inflation rate ending the month of Bahman of the year 1399 for urban households stood at 34.1 percent. The highest twelve-month inflation rate went to Hormozgan province with 37.5 percent, and the lowest one was for West Azarbayejan and Mazandaran provinces with 30.5 percent.



Rural Households

The general index for rural households (1395=100) stood at 311.2 in the month of Bahman of the year 1399 indicating a 3.3 percent rise compared with the previous month. In this month, the highest monthly inflation rate of rural households went to Golestan province with a 4.6 percent increase and the lowest monthly inflation rate was for Esfahan province with a 2.1 percent increase. The percentage change in the general index for rural households was 53.6 percent in contrast to the corresponding month of the previous year (point-to-point inflation). The highest point-to-point inflation rate of rural households was for Hamedan with 62.9 percent and the lowest one went to Sistan & Baluchestan province with 42.8 percent. The twelve-month inflation rate ending the month of Bahman of the year 1399 for rural households stood at 35.0 percent. The highest twelve-month inflation rate went to Hamedan province with 40.6 percent, and the lowest one was for Khuzestan province with 30.7 percent.





Statistical Centre of Iran

General Price Index of Goods and Services for National Households and Percentage Changes in Index by Province, Month: Bahman Year: 1399

Base Year: 1395=100

Province	General index				Food, beverages and tobacco				Non-food items and services					
	General index	Monthly inflation	Point-to-point inflation	Twelve month inflation rate	Weight	Index	Monthly inflation	Point-to-point inflation	Twelve month inflation rate	Weight	Index	Monthly inflation	Point-to-point inflation	Twelve-month inflation rate
Total country	292.8	2.5	48.2	34.2	27.24	378.8	5.2	66.8	34.7	72.76	260.6	1.1	39.7	34.0
Markazi	290.3	2.7	48.3	30.9	31.85	368.0	5.4	61.8	29.2	68.15	254.0	0.8	40.4	32.0
Gilan	278.3	1.7	47.3	32.8	25.01	343.3	5.2	58.4	28.1	74.99	256.6	0.3	42.8	34.9
Mazandaran	283.7	3.1	46.5	31.1	29.17	353.9	4.9	60.6	30.8	70.83	254.9	2.1	39.5	31.3
East Azarbayejan	311.7	2.5	54.9	35.8	30.00	381.7	5.2	69.4	36.0	70.00	281.8	0.9	47.6	35.7
West Azarbayejan	291.0	2.9	48.5	31.3	33.06	385.3	6.5	69.2	35.1	66.94	244.3	0.2	35.6	28.9
Kermanshah	308.3	1.9	54.7	37.3	31.62	408.3	5.0	75.7	40.5	68.38	262.1	-0.3	42.4	35.3
Khuzestan	296.2	2.8	50.7	33.8	33.32	368.6	5.1	62.9	31.6	66.68	260.0	1.3	43.1	35.3
Fars	280.8	2.6	52.0	35.0	27.45	388.8	4.6	70.9	40.0	72.55	240.0	1.4	42.4	32.4
Kerman	281.8	2.0	48.8	34.4	33.88	361.3	2.9	63.7	36.3	66.12	241.1	1.4	39.1	33.1
Khorasan-e-Razavi	287.7	3.0	52.0	33.3	33.45	394.6	4.3	75.0	38.6	66.55	233.9	1.9	36.7	29.5
Esfahan	276.6	2.2	46.2	32.7	24.18	384.0	5.2	68.9	35.6	75.82	242.3	0.7	36.9	31.5
Sistan & Baluchestan	298.6	2.3	47.5	33.9	43.20	350.7	4.2	54.3	31.2	56.80	259.0	0.4	41.2	36.7
Kordestan	313.5	2.5	58.3	35.7	37.16	380.6	4.4	74.8	37.9	62.84	273.8	1.0	46.9	34.1
Hamedan	306.4	2.6	54.8	36.7	31.70	371.8	5.7	72.4	36.8	68.30	276.0	0.7	45.6	36.6
Chaharmahal & Bakhtiari	332.0	3.8	57.0	35.6	37.03	401.0	5.3	71.9	32.0	62.97	291.4	2.6	46.6	38.3
Lorestan	329.7	2.5	52.8	35.2	34.63	400.6	5.1	75.3	37.3	65.37	292.1	0.6	39.7	33.9
Ilam	340.5	2.9	56.4	35.9	35.32	397.7	3.8	70.4	33.5	64.68	309.2	2.3	47.9	37.5
Kohgiluyeh & Boyerahmad	301.8	2.7	50.4	33.0	35.99	353.1	4.7	62.5	30.1	64.01	273.0	1.3	42.7	35.0
Bushehr	296.7	3.2	48.6	33.3	31.53	400.4	5.6	60.7	32.0	68.47	249.0	1.5	40.8	34.2
Zanjan	291.5	2.8	54.1	33.9	32.96	349.0	4.8	68.0	36.1	67.04	263.2	1.5	46.2	32.6
Semnan	277.4	2.5	45.8	31.8	31.81	345.9	4.5	60.2	31.0	68.19	245.4	1.3	37.7	32.2
Yazd	288.3	2.7	48.8	32.6	31.90	386.3	5.5	70.0	34.2	68.10	242.4	0.8	36.2	31.6
Hormozgan	291.0	2.7	47.1	37.8	28.90	421.3	4.2	69.6	45.1	71.10	238.1	1.6	34.3	33.4
Tehran	294.3	2.2	43.6	35.1	19.05	379.9	6.2	63.7	32.8	80.95	274.1	1.0	38.0	35.7
Ardebil	290.8	2.8	53.7	32.9	37.05	370.9	6.0	70.2	34.1	62.95	243.7	0.0	41.4	32.0
Qom	268.0	3.2	43.4	32.2	26.44	355.7	7.0	57.5	31.7	73.56	236.5	1.3	36.7	32.5
Qazvin	291.8	2.4	49.2	33.5	34.27	355.0	4.8	62.0	34.2	65.73	258.9	0.7	41.2	33.1
Golestan	306.9	3.3	51.3	35.4	30.21	395.9	6.2	67.3	33.5	69.79	268.4	1.5	42.6	36.5
North Khorasan	329.7	3.0	56.1	37.0	34.31	391.6	4.7	73.6	37.2	65.69	297.4	1.9	45.9	36.8
South Khorasan	310.4	1.7	50.1	33.1	36.90	357.7	2.2	61.3	33.4	63.10	282.6	1.4	42.8	33.0
Alborz	280.5	2.6	45.7	33.2	23.78	383.8	5.3	68.7	36.2	76.22	248.3	1.3	36.7	31.9



General Price Index of Goods and Services for Urban Households and Percentage Changes in Index by Province, Month: Bahman Year: 1399

Base Year:1395=100

Province	General index				Food, beverages and tobacco				Non-food items and services					
	General index	Monthly inflation	Point-to-point inflation	Twelve month inflation rate	Weight	Index	Monthly inflation	Point-to-point inflation	Twelve month inflation rate	Weight	Index	Monthly inflation	Point-to-point inflation	Twelve-month inflation rate
Total country	289.5	2.4	47.2	34.1	25.03	379.7	5.2	66.6	34.4	74.97	259.4	1.0	39.3	33.9
Markazi	286.1	2.6	47.7	30.7	29.68	366.1	5.4	61.8	28.8	70.32	252.4	0.9	40.2	31.8
Gilan	277.3	1.5	47.4	33.3	22.06	353.9	4.9	61.0	28.9	77.94	255.6	0.2	42.6	35.0
Mazandaran	277.7	3.0	45.9	30.5	27.28	345.0	4.7	59.0	29.3	72.72	252.5	2.1	39.9	31.0
East Azarbayejan	308.2	2.2	54.6	36.4	27.20	389.9	4.8	72.0	37.1	72.80	277.7	0.8	46.8	36.1
West Azarbayejan	283.1	2.5	45.9	30.5	29.87	378.2	6.8	66.8	34.5	70.13	242.6	-0.2	34.7	28.2
Kermanshah	301.7	1.4	53.1	36.8	29.49	400.5	4.7	74.5	39.1	70.51	260.4	-0.6	41.9	35.5
Khuzestan	294.7	2.7	50.5	34.4	31.00	372.0	4.9	63.0	32.4	69.00	260.0	1.3	43.4	35.7
Fars	272.0	2.4	50.2	34.2	24.54	384.0	4.6	70.9	39.9	75.46	235.6	1.3	41.2	31.6
Kerman	283.6	1.9	49.5	34.9	30.59	381.0	2.6	66.4	38.0	69.41	240.6	1.4	39.5	33.0
Khorasan-e-Razavi	276.3	2.8	49.5	31.9	30.86	391.4	4.1	74.5	37.8	69.14	225.0	1.7	34.5	28.1
Esfahan	273.4	2.2	45.6	32.3	23.50	380.8	5.1	68.1	35.0	76.50	240.5	0.8	36.7	31.1
Sistan & Baluchestan	305.8	2.1	49.8	35.2	37.28	374.8	4.5	55.1	31.7	62.72	264.8	0.2	45.6	38.1
Kordestan	310.0	2.6	57.9	35.8	34.99	388.4	5.1	76.2	38.7	65.01	267.8	0.8	46.0	33.9
Hamedan	301.6	2.7	52.1	35.4	27.99	373.4	6.8	68.6	34.3	72.01	273.8	0.7	44.6	35.9
Chaharmahal & Bakhtiyari	330.5	3.6	56.3	36.0	34.96	398.2	5.4	71.8	31.3	65.04	294.1	2.4	46.7	39.2
Lorestan	325.3	2.4	51.4	34.4	32.32	406.6	5.6	76.5	37.4	67.68	286.6	0.3	38.0	32.7
Ilam	339.7	2.5	55.4	36.3	33.01	397.7	3.3	68.5	33.3	66.99	311.1	2.1	48.1	38.0
Kohgiluyeh & Boyerahmad	301.6	2.3	49.9	33.8	32.46	362.6	4.1	64.4	30.8	67.54	272.3	1.2	41.9	35.6
Bushehr	289.8	2.9	46.4	31.5	29.95	399.4	5.0	58.2	30.0	70.05	242.9	1.5	39.2	32.5
Zanjan	292.0	2.9	53.9	33.7	29.97	352.7	5.4	67.7	35.9	70.03	266.0	1.6	47.0	32.6
Semnan	274.9	2.4	45.5	31.5	30.33	351.5	4.3	60.5	31.4	69.67	241.6	1.3	37.3	31.6
Yazd	282.1	2.8	47.4	31.4	32.04	382.3	5.5	69.2	33.4	67.96	234.9	0.8	34.1	30.1
Hormozgan	283.2	2.3	46.2	37.5	24.30	437.5	3.8	72.8	45.8	75.70	233.6	1.5	33.8	33.4
Tehran	294.1	2.1	43.5	35.1	18.84	378.9	6.0	63.4	32.6	81.16	274.4	1.0	38.1	35.8
Ardebil	282.5	2.6	51.2	32.2	34.35	366.5	6.3	67.7	33.5	65.65	238.6	-0.2	40.0	31.2
Qom	267.6	3.2	43.2	32.2	26.11	356.1	7.0	57.5	31.7	73.89	236.3	1.3	36.6	32.4
Qazvin	289.8	2.2	48.8	33.9	31.80	354.0	4.8	62.0	33.8	68.20	259.8	0.6	41.6	33.9
Golestan	304.0	2.7	50.5	36.2	27.05	397.4	4.9	67.5	33.6	72.95	269.4	1.5	42.6	37.5
North Khorasan	323.5	3.2	55.0	36.3	30.53	399.0	5.4	76.7	37.7	69.47	290.3	1.9	44.4	35.6
South Khorasan	307.9	1.4	49.7	32.9	34.71	356.6	1.9	60.8	32.6	65.29	282.0	1.1	43.1	33.1
Alborz	280.1	2.5	45.5	33.2	23.44	384.1	5.2	68.7	36.3	76.56	248.3	1.3	36.6	32.0



Statistical Centre of Iran

General Price Index of Goods and Services for Rural Households and Percentage Changes in Index by Province, Month: Bahman Year: 1399

Base Year: 1395=100

Province	General index				Food, beverages and tobacco				Non-food items and services					
	General index	Monthly inflation	Point-to-point inflation	Twelve month inflation rate	Weight	Index	Monthly inflation	Point-to-point inflation	Twelve month inflation rate	Weight	Index	Monthly inflation	Point-to-point inflation	Twelve-month inflation rate
Total country	311.2	3.3	53.6	35.0	39.62	375.8	5.3	67.7	35.7	60.38	268.7	1.5	42.6	34.4
Markazi	310.2	3.1	51.1	31.9	42.30	374.2	5.5	61.9	30.4	57.70	263.3	0.7	41.2	33.3
Gilan	281.3	2.5	47.1	31.5	33.87	322.6	5.7	53.1	26.5	66.13	260.2	0.6	43.5	34.6
Mazandaran	295.2	3.3	47.7	32.3	32.77	367.9	5.1	63.1	33.2	67.23	259.8	2.1	38.7	31.8
East Azarbayejan	323.9	3.6	56.0	33.7	39.80	361.8	6.3	63.0	33.1	60.20	298.9	1.5	50.8	34.1
West Azarbayejan	312.4	3.8	55.3	33.6	41.77	399.3	6.0	73.7	36.1	58.23	250.1	1.4	38.5	31.1
Kermanshah	338.6	3.8	61.7	39.6	41.41	433.6	6.1	79.6	44.9	58.59	271.5	1.4	45.4	34.5
Khuzestan	304.1	3.5	51.8	30.7	45.60	356.3	5.7	62.4	28.7	54.40	260.4	1.1	41.2	32.8
Fars	316.9	3.1	58.8	38.3	39.33	401.1	4.6	70.9	40.2	60.67	262.3	1.6	48.4	36.6
Kerman	277.6	2.2	47.2	33.2	41.71	326.7	3.4	58.4	33.3	58.29	242.4	1.2	37.8	33.2
Khorasan-e-Razavi	337.2	3.7	61.7	38.7	44.72	404.3	4.9	76.5	40.9	55.28	282.8	2.5	47.5	36.5
Esfahan	312.4	2.1	52.2	37.4	31.92	410.9	5.9	75.1	39.9	68.08	266.3	-0.4	39.0	35.8
Sistan & Baluchestan	283.9	2.7	42.8	31.3	55.40	317.4	3.8	53.0	30.3	44.60	242.3	1.1	28.8	32.7
Kordestan	325.2	2.2	59.7	35.5	44.55	359.6	2.7	70.7	35.9	55.45	297.6	1.6	50.3	35.1
Hamedan	320.2	2.1	62.9	40.6	42.56	368.7	3.7	80.2	41.9	57.44	284.2	0.7	49.2	39.4
Chaharmahal & Bakhtiari	336.1	4.2	58.8	34.5	42.84	407.4	5.3	72.3	33.7	57.16	282.7	3.1	46.4	35.3
Lorestan	342.1	2.7	56.7	37.5	41.26	387.3	4.0	72.6	37.2	58.74	310.4	1.5	45.0	37.7
Ilam	343.9	4.3	60.8	34.4	44.98	397.9	5.3	76.3	34.2	55.02	299.7	3.3	46.8	34.7
Kohgiluyeh & Boyerahmad	302.3	3.6	51.3	31.2	43.38	338.2	5.6	59.3	28.8	56.62	274.8	1.7	44.5	33.4
Bushehr	323.8	4.3	56.7	40.1	37.71	403.5	7.3	68.7	38.6	62.29	275.6	1.8	47.4	41.3
Zanjan	289.9	2.2	54.9	34.3	42.65	340.4	3.4	68.8	36.4	57.35	252.4	1.0	43.1	32.4
Semnan	288.9	2.9	47.4	32.7	38.74	325.5	5.3	59.1	29.5	61.26	265.8	1.1	39.4	35.1
Yazd	332.5	2.4	58.2	40.4	30.92	415.6	5.3	75.0	39.7	69.08	295.3	0.7	49.2	40.8
Hormozgan	309.4	3.4	49.1	38.4	39.64	398.2	4.9	64.8	44.1	60.36	251.1	2.0	35.7	33.5
Tehran	302.0	4.5	44.6	34.1	26.74	405.7	11.0	71.5	37.8	73.26	264.1	1.2	32.9	32.5
Ardebil	314.2	3.1	60.5	35.0	44.68	380.5	5.2	75.6	35.5	55.32	260.7	0.7	45.7	34.4
Qom	283.5	3.9	47.7	34.2	38.45	344.7	6.2	55.9	32.1	61.55	245.3	2.0	41.2	35.9
Qazvin	300.0	3.1	50.3	32.2	44.04	357.7	5.0	62.0	35.2	55.96	254.5	1.1	39.2	29.3
Golestan	313.0	4.6	52.8	33.8	36.83	393.6	8.2	66.9	33.4	63.17	266.0	1.7	42.4	34.2
North Khorasan	344.3	2.6	58.4	38.5	43.15	379.4	3.4	68.6	36.5	56.85	317.7	1.9	50.2	40.2
South Khorasan	316.6	2.5	51.0	33.7	42.47	360.0	2.8	62.2	34.9	57.53	284.5	2.3	41.9	32.7
Alborz	287.4	3.4	48.8	32.9	29.93	379.6	6.5	68.5	35.9	70.07	248.1	1.6	38.2	31.3



Statistical Centre of Iran

General Price Index of Goods and Services for National Households by Province and Main Groups

Month: Bahman Year: 1399

Base Year:1395=100

Province	Main groups	Foods and beverages	Tobacco	Clothing and footwear	Housing, water, electricity, gas and other fuels	Furnishings, household equipment and routine household maintenance	Health & medical services	Transport	Communication	Recreation and culture	Education	Restaurants and hotels	Miscellaneous goods and services
Total country		377.4	441.7	320.9	211.0	401.3	232.8	367.1	179.4	382.6	211.0	277.1	312.4
Markazi		364.8	463.5	285.3	181.1	411.1	227.2	346.6	167.8	379.9	195.0	294.5	297.6
Gilan		341.3	414.1	288.9	188.5	421.3	229.9	361.5	205.7	374.4	208.4	259.9	305.1
Mazandaran		352.7	413.3	312.7	173.7	407.0	238.4	382.4	189.4	349.2	223.5	269.0	288.8
East Azarbayejan		380.1	428.1	362.5	179.4	496.4	282.1	390.5	149.9	387.0	191.8	294.9	352.5
West Azarbayejan		383.8	430.7	359.7	168.6	427.7	261.4	314.2	164.5	381.0	221.2	249.5	281.9
Kermanshah		406.2	483.5	332.2	211.9	390.1	209.5	314.0	146.1	382.6	175.9	320.1	421.1
Khuzestan		366.3	472.8	274.8	196.1	373.2	223.2	398.7	192.6	322.9	204.3	234.8	293.6
Fars		385.2	575.9	324.4	175.7	396.7	237.3	344.9	194.3	358.7	209.1	285.1	292.4
Kerman		360.5	409.1	310.5	176.4	386.9	286.8	317.4	159.7	343.0	232.5	331.7	305.6
Khorasan-e-Razavi		394.3	423.7	380.7	163.3	430.5	212.4	322.3	170.8	371.1	212.0	297.8	327.7
Esfahan		382.1	464.1	298.7	178.1	417.7	246.4	292.6	193.3	443.1	182.8	302.8	310.9
Sistan & Baluchestan		350.6	358.6	300.5	169.3	329.1	198.3	482.6	150.7	291.0	132.3	261.4	270.5
Kordestan		379.3	418.5	394.0	173.0	441.4	229.7	313.5	171.7	431.9	184.0	292.2	434.7
Hamedan		370.0	416.7	332.1	218.8	461.5	201.2	354.1	208.0	364.5	214.6	329.3	262.5
Chaharmahal&Bakhtiyari		397.4	497.1	309.1	230.4	417.4	246.5	343.4	258.0	348.2	200.5	273.0	333.1
Lorestan		399.6	437.4	372.1	252.7	465.4	209.0	316.6	196.1	375.7	212.9	346.7	284.2
Ilam		397.3	437.7	368.5	215.6	460.0	291.6	370.6	220.6	462.2	182.9	328.2	379.4
Kohgiluyeh &Boyerahmad		352.8	419.4	298.6	200.3	382.1	200.0	312.0	191.0	390.5	188.9	263.1	338.6
Bushehr		399.9	444.1	320.9	180.8	417.7	217.2	365.9	154.1	340.3	191.6	304.0	323.4
Zanjan		346.6	441.1	386.3	178.8	408.2	236.7	334.5	134.5	420.4	197.8	290.2	322.2
Semnan		345.0	469.1	318.5	198.1	376.1	244.4	317.0	167.7	239.8	174.6	264.4	272.6
Yazd		383.6	515.4	318.5	180.4	462.4	228.3	309.0	163.8	420.3	221.3	302.9	312.4
Hormozgan		420.8	470.9	301.5	178.9	405.0	224.5	300.0	163.9	407.9	205.2	271.0	308.8
Tehran		379.2	416.1	286.4	251.7	333.2	225.6	411.0	182.1	389.8	224.7	273.4	300.8
Ardebil		369.2	418.9	302.7	182.2	386.8	220.7	293.5	146.9	315.3	197.3	285.5	302.9
Qom		354.5	416.0	283.4	194.9	345.9	207.7	331.4	199.2	306.1	225.6	286.2	274.4
Qazvin		352.6	439.6	293.6	177.4	457.1	230.4	361.8	155.8	418.4	206.3	305.1	359.8
Golestan		395.3	417.6	349.3	193.1	479.5	216.7	350.8	190.2	461.1	210.8	300.0	342.9
North Khorasan		386.0	587.0	415.0	192.1	498.3	267.7	370.5	194.8	410.6	222.9	310.5	373.7
South Khorasan		357.6	417.8	374.6	183.1	415.1	254.9	316.9	190.7	401.3	189.8	274.6	320.7
Alborz		383.8	386.4	318.6	208.0	371.6	236.8	378.7	138.1	389.5	209.3	215.9	302.3



Point-to-point inflation rate of Goods and Services for National Households by Province and Main Groups

Month: Bahman Year: 1399

Base Year:1395=100

Province	Foods and beverages	Tobacco	Clothing and footwear	Housing, water, electricity, gas and other fuels	Furnishings, household equipment and routine household maintenance	Health & medical services	Transport	Communication	Recreation and culture	Education	Restaurants and hotels	Miscellaneous goods and services
Total country	67.2	54.3	49.7	27.1	66.9	37.8	56.7	21.8	59.5	21.8	43.3	48.5
Markazi	62.6	45.8	45.0	30.9	64.0	32.6	40.0	22.1	62.0	23.2	40.7	43.8
Gilan	59.4	34.8	45.0	29.1	68.8	37.4	57.4	27.2	76.4	21.3	35.9	45.3
Mazandaran	60.8	51.3	56.0	19.8	69.3	34.7	56.8	25.5	52.7	20.0	32.9	41.3
East Azarbayejan	69.7	60.3	51.8	28.1	78.0	51.2	58.5	11.7	57.8	17.0	53.2	54.3
West Azarbayejan	70.0	50.7	53.3	16.6	71.3	40.8	42.6	13.9	54.4	23.9	37.9	42.7
Kermanshah	76.3	60.2	52.1	32.1	61.4	34.2	48.6	8.6	66.8	10.9	48.2	64.1
Khuzestan	62.9	61.0	36.7	34.4	65.6	32.3	60.6	24.9	52.7	20.3	29.2	45.6
Fars	71.1	64.9	61.2	22.5	77.4	56.5	55.4	24.4	82.9	28.5	51.9	53.6
Kerman	64.0	48.9	62.8	25.3	64.0	52.3	38.8	12.3	61.5	28.4	50.6	50.1
Khorasan-e-Razavi	75.4	47.1	65.5	16.9	73.9	31.3	48.5	17.6	55.6	22.5	47.2	55.9
Esfahan	69.7	44.2	43.8	23.5	66.8	39.4	38.3	29.9	68.3	8.7	38.1	49.3
Sistan & Baluchestan	54.8	33.3	41.7	14.8	63.1	33.2	76.4	5.8	45.8	8.7	42.6	43.3
Kordestan	75.6	54.9	59.5	26.8	70.1	39.2	49.2	15.7	67.9	14.9	47.3	66.6
Hamedan	73.4	51.3	49.3	34.1	80.8	34.0	54.6	26.2	56.1	28.0	42.3	41.3
Chaharmahal&Bakhtiyari	74.1	36.0	48.0	28.3	77.0	49.1	51.3	42.7	58.0	18.2	34.0	51.4
Lorestan	75.9	58.8	61.7	25.6	68.8	26.9	42.2	30.3	60.6	25.9	46.2	41.6
Ilam	70.6	50.7	54.5	29.3	65.0	51.6	58.3	30.1	60.9	8.1	49.7	55.7
Kohgiluyeh &Boyerahmad	62.5	53.7	44.9	25.1	62.9	36.1	46.6	27.7	64.2	16.8	36.9	56.9
Bushehr	60.6	67.5	58.7	26.2	67.2	37.4	55.1	12.7	51.9	19.3	47.7	48.2
Zanjan	68.4	58.5	71.1	26.2	77.1	41.2	50.9	4.6	74.0	15.1	45.4	56.6
Semnan	60.4	45.3	47.7	33.9	55.1	34.4	44.0	15.4	28.4	17.0	33.5	37.2
Yazd	70.6	50.1	45.5	23.8	66.4	37.6	39.8	16.5	57.5	20.7	39.4	48.3
Hormozgan	69.8	56.2	48.2	18.9	70.6	36.1	32.9	14.8	71.7	26.2	48.0	52.4
Tehran	63.6	67.1	36.0	30.0	52.7	33.7	68.0	23.4	53.2	25.5	51.4	42.1
Ardebil	71.0	53.6	57.5	31.4	64.6	36.6	42.0	7.1	45.7	20.0	43.0	48.4
Qom	57.6	51.1	43.2	25.8	60.1	37.8	50.4	30.3	42.4	22.7	55.2	44.2
Qazvin	62.6	46.3	46.6	18.8	74.9	39.5	60.6	12.0	59.5	22.2	49.0	56.6
Golestan	67.7	53.1	55.2	24.4	73.4	40.1	53.7	31.5	68.8	17.6	38.3	53.1
North Khorasan	73.7	71.4	54.3	21.0	74.2	44.3	58.2	30.9	69.3	16.5	53.8	61.4
South Khorasan	61.3	42.4	46.0	25.2	67.3	40.8	43.9	26.1	70.6	17.2	38.5	46.2
Alborz	69.3	44.0	57.8	27.4	63.0	37.3	54.5	8.8	54.0	20.2	17.6	47.0



Annual inflation rate of Goods and Services for National Households by Province and Main Groups

Month: Bahman Year: 1399

Base Year:1395=100

Province	Foods and beverages	Tobacco	Clothing and footwear	Housing, water, electricity, gas and other fuels	Furnishings, household equipment and routine household maintenance	Health & medical services	Transport	Communication	Recreation and culture	Education	Restaurants and hotels	Miscellaneous goods and services
Total country	34.7	33.0	36.8	24.7	43.0	28.3	65.3	15.1	39.7	21.4	27.6	35.5
Markazi	29.3	26.5	32.0	21.0	42.6	26.0	55.1	14.9	42.6	18.0	26.5	30.7
Gilan	28.5	17.3	32.4	22.4	43.2	30.6	66.2	20.6	48.7	21.5	26.4	34.4
Mazandaran	30.8	31.1	40.3	14.3	45.9	28.7	60.1	18.6	38.1	25.3	25.9	29.8
East Azarbayejan	35.8	41.3	37.7	19.1	47.1	34.9	65.5	8.9	38.6	17.2	29.2	38.1
West Azarbayejan	35.3	30.7	37.6	14.7	43.1	25.9	55.2	9.3	37.4	24.0	23.0	29.7
Kermanshah	40.5	39.3	38.2	28.7	38.4	23.8	53.0	5.0	47.7	11.2	26.3	57.4
Khuzestan	31.4	37.4	27.6	24.5	39.2	24.5	71.5	16.6	36.2	17.9	20.5	26.1
Fars	39.9	42.6	45.1	15.6	50.8	36.3	63.2	15.4	56.0	25.7	36.0	36.7
Kerman	36.5	27.0	45.8	18.5	43.5	37.2	60.9	6.6	45.6	29.3	32.2	40.4
Khorasan-e-Razavi	38.7	27.5	48.9	14.9	47.1	22.6	60.0	11.7	39.3	20.8	30.9	37.6
Esfahan	35.7	31.8	34.2	22.1	45.1	29.5	50.4	20.7	37.6	11.8	26.3	39.3
Sistan & Baluchestan	31.4	18.3	30.2	15.0	39.4	19.5	89.7	4.0	29.4	6.4	28.2	35.6
Kordestan	38.0	36.2	40.3	17.8	44.5	26.2	50.4	10.9	47.7	16.3	31.1	56.3
Hamedan	37.0	32.4	33.6	28.1	49.7	25.6	63.7	18.6	42.8	19.4	24.5	28.1
Chaharmahal&Bakhtiyari	32.6	21.5	39.9	28.3	48.6	31.3	58.9	30.3	37.0	16.5	24.3	38.1
Lorestan	37.4	34.0	44.3	25.9	45.3	21.3	56.8	22.4	45.0	20.4	25.7	27.2
Ilam	33.6	25.7	40.0	25.3	40.7	35.1	60.5	20.1	47.0	13.3	34.3	41.2
Kohgiluyeh &Boyerahmad	30.1	32.5	33.8	23.0	37.2	24.5	58.8	17.5	42.1	16.4	26.1	38.4
Bushehr	31.8	41.6	38.1	22.7	40.5	23.6	68.2	8.0	33.4	15.3	26.4	31.9
Zanjan	36.3	28.2	48.2	17.2	45.6	25.7	54.6	3.9	46.3	15.4	25.4	35.4
Semnan	31.1	25.6	37.3	25.3	34.5	25.5	55.3	11.0	21.4	16.7	25.5	31.5
Yazd	34.2	32.7	33.3	22.1	42.1	26.1	55.6	11.3	45.1	26.3	27.2	39.4
Hormozgan	45.2	37.3	42.6	20.7	53.6	28.8	55.8	11.3	60.1	22.6	33.2	36.4
Tehran	32.7	37.4	28.5	30.5	36.1	28.0	72.5	16.4	35.0	24.6	31.3	31.9
Ardebil	34.3	29.5	46.4	20.9	40.9	27.1	51.9	4.6	32.7	21.4	28.2	33.4
Qom	31.6	34.2	33.7	25.8	40.9	28.1	60.2	22.7	30.4	22.5	30.9	32.2
Qazvin	34.4	29.8	32.3	17.2	43.9	29.4	64.3	8.6	37.0	22.0	26.0	46.5
Golestan	33.7	28.1	41.8	20.5	45.4	28.9	66.5	20.3	49.5	18.8	28.9	33.7
North Khorasan	37.3	36.4	43.4	20.0	49.4	32.1	55.7	21.0	44.5	13.2	32.0	44.2
South Khorasan	33.4	22.7	32.1	21.0	40.1	30.8	50.9	19.3	46.9	19.0	27.3	34.0
Alborz	36.4	28.7	38.6	23.3	37.5	25.1	69.6	5.9	37.5	21.6	13.2	32.4

Contact information:

For more information on national CPI in current month, time series of CPI for national households and time series of national CPI for expenditure deciles, please visit:

www.amar.org.ir

Address:

Statistical Centre of Iran

No. 1, corner of Rahee Moayeri St., Dr. Fatemi Ave., Tehran 1414663111, I. R. Iran

Tel: +98 21 88958189

Email: int@sci.org.ir

The release of the report for the Month of Bahman, the year 1399: April 2021



Statistical Centre of Iran