

Introduction

Statistical data presented in this chapter comprise literacy status in various censuses, and reflects the country's formal education at general and higher levels, and non-formal technical and vocational training.

Formal education is divided into general and higher education:

General education, including primary, lower secondary, upper secondary and technical and vocational training, is under supervision of the Ministry of Education.

High (secondary) school graduates, after getting diploma and passing a pre-university course and the university entrance exam may start their higher education which leads to the following degrees: associates', bachelors', masters', Ph.D, and postdoctoral.

It should be noted that in addition to the universities and higher education institutes affiliated to the Ministry of Science, Research and Technology, Islamic Azad University independently admits student and offers educational services on higher levels.

The first official statistical yearbook of the Ministry of Culture was published in the year 1297 and included statistics on primary, secondary and higher education. In the second statistical yearbook of the Ministry of Culture published in the year 1305, statistics for school children and higher education students were presented comparatively for three

academic years of 1301-1302, 1302-1303 and 1303-1304. These statistics have been produced on a yearly basis since in the year 1305. Since the year 1343, statistics for school children have been published by the Ministry of Education.

Activities for adult literacy training which began in the year 1334 has continued after the victory of the Islamic Revolution by the Literacy Movement Organization, founded in the year 1358. The Organization, from its very establishment has regularly produced and presented statistics on its activities.

At present, the Ministry of Science, Research and Technology, and Islamic Azad University provide data on higher education.

The statistical information provided by the Ministry of Science, Research and Technology covers all the higher education institutes under the Ministry itself and those affiliated to other ministries and government organizations such as Ministry of Education, Ministry of Health and Medical Education, Ministry of Oil, Physical Education Organization, etc. The certificates issued by these institutes are approved by the Ministry of Science, Research and Technology. Islamic Azad University also collects and presents its own statistical information separately.

Furthermore, data on the Technical and Vocational Training Organization have been a part of this chapter since the year 1375. The Organization was

established in the year 1359 by merging apprenticeship funds with vocational training centres and apprenticeship centres which were formerly responsible for vocational and technical training. The Organization started its activities under the supervision of the Ministry of Cooperatives, Labour and Social Affairs.

Moreover, the SCI provides general information on literacy and educational attainment, as well as comparative changes, through the decennial National Population and Housing Censuses.

It should be mentioned that the Population and Housing Census used to be carried out every 10 years till the year 1385, but according to the government approval, it will be conducted every 5 years since then.

Notes:

1. Figures for teaching and clerical staff include government workers assigned to non-government schools.

2. Figures related to the number of schools at different educational levels do not necessarily indicate the number of buildings allocated to the educational levels. For example, if during the academic year, a building is used by both primary and lower secondary courses, but at different times of the day, the building would be considered twice in statistics. This also applies to the number of classes held at different educational levels.

Definitions and concepts

Literate: all individuals who can read and write a simple text in Farsi or any other language, whether having or not having an official certificate are considered literate. All individuals who had the certificate of the first year primary school in the 1345 National Census of Population and Housing; all the first year primary school beginners and learners of the Adult education and literacy campaign in the 1355 National Census of Population and Housing; all the first year primary school beginners and learners of the Adult Literacy Movement in the 1365, 1375, and 1385 National Population and Housing Censuses, and in the 1370 Multi-round Population Survey were enumerated as literate. Literacy has been enquired in the 1335 National Population Census for individuals aged 10 and over, in the 1345 National Census of Population for individuals aged 7 and over and in the 1355, 1365, 1375, and 1385 National Censuses and

1370 Multi-round Population Survey for individuals aged 6 and over.

Urban and rural areas and settled population: see Chapter 2, Definitions and concepts.

Teaching and clerical staff of teaching units (Education): teaching staff comprise teachers, principal-teachers, and physical educators, and clerical staff consist of lab and workshop instructors, health workers, extracurricular master, principal, assistant superintendent, librarian, office staff and bookkeeper.

Education: learning under formal education programme in Iran or abroad. Thus, learning in non-formal educational sectors (study in private language schools or by private tutor) is not considered as education.

Special education: education for children and teenagers who are unruly, physically or mentally retarded, and /or suffer from learning disabilities and illness. It encompasses pre-school, primary, lower secondary, upper secondary and technical and vocational training courses.

Primary education: first education period that begins at the age of 6. Students that pass the 5- year primary education will receive a certificate and may enroll in lower secondary schools.

Lower secondary education: a three-year course during which students are instructed in different courses in addition to prerequisite courses of the upper secondary education. According to the three-year average grade of some specific courses, the student is admitted to one of the two educational courses of "technical and vocational and /or services" and "theoretical education" and will receive a letter of introduction to enroll in one of the educational courses in which he/she is qualified. After passing the three-year course, the student will receive the lower secondary certificate.

Upper secondary education (old system): this is a four-year course. Its first year is general and in the second year the students, based on the results of their exams, continue their education in one of the fields of theoretical (humanities, mathematics and physics, and experimental sciences), technical and vocational. Students who pass the final exams receive the upper secondary school diploma.

Upper secondary education (new system): established in academic year 1371-72, the new

system gradually replaced the old one. At present, all the upper secondary students are attending the new system. Therefore, this chapter lacks information for the old system students. The new system lasts three years whose first year (first and second terms) is general for all fields of study. In the second year, the students are divided into one of the fields of theoretical (mathematics and physics, empirical sciences, and humanities), technical and vocational, and work and knowledge courses. The students, after passing the final two-year period, will receive the upper secondary school diploma.

Pre-university education: a one-year course after completing the upper secondary course during which students may study in one of the three fields of mathematical sciences, empirical sciences or humanities and then take part in the universities entrance exam.

Adults general education: the educational level of this course corresponds with the ordinary lower secondary course and lasts 3 years.

Adults complementary education: education in this course is similar to general or technical and vocational upper secondary education and lasts 4 years.

Literacy movement preliminary course: refers to the first literacy educational course during which the learner will acquire the Persian alphabets and how to use them for making words in order to read and write the Persian simple texts and also learns mathematics for satisfying daily needs.

Literacy movement complementary course: refers to the second literacy educational course during which the learners with preliminary course certificate or its equivalent will acquire essential skills and learn how to interact with others through reading and writing words and sentences or Persian simple texts, reading holy Quran, learning mathematics and increasing general knowledge.

Literacy movement final course: refers to the third literacy educational course during which the learners with educational degree or its equivalent will continue their studies, enhance their knowledge, strengthen previously learned lessons and develop essential skills to enter the fifth grade.

Literacy movement fifth grade: refers to the fourth literacy educational course during which the learners with final educational certificate or its equivalent as the fifth grade pupils at ordinary primary school will acquire essential skills and knowledge based on

formulated curriculum and then enter the higher educational grade after completing the course.

Literacy education course: a course for educating an illiterate person with more than 10 years of age who is not able to be educated within the national educational system. This course equals to the third grade of elementary school in the national educational system.

Transition course: a course equals to the fifth grade of elementary school for those who have passed the complementary, final, and literacy movement courses or have passed the third or fourth grades of elementary school but they do not have pertinent qualifications to continue their education in national educational system.

Learner covered by literacy Movement Organization: refers to an illiterate and low-literate person aged over 10 who cannot study in formal education system and enrolls in the courses of Literacy Movement Organization.

Adult learner: refers to the persons aged over 10 who have lagged behind formal education system and enrolled in adult's courses of Literacy Movement Organization.

School-age learners: refers to persons between 7 and 18 years who could not attend the ordinary primary school due to lack of these schools in rural areas or lack of suitable age condition required for such schools. They are taught by the Literacy Movement Organization trainers. The education system for the school-age learners of the Literacy Movement Organization is similar to the primary courses of formal education of the country, including 5 grades.

Learner completing the course: refers to the learner who successfully passed the final exams of the course.

Teacher training education: the holders of the upper secondary diploma are eligible for entering this two-year education, at the end of which they obtain an associate degree.

Higher education institute: an organization which provides undergraduate and postgraduate courses and awards certificates /diplomas to the graduates.

University: an institute of higher education, comprising three faculties at least, or two faculties and two schools. Postgraduate and doctorate courses are distinctive feature of the universities in comparison with other higher education institutes. Universities, considering type and fields of study, are divided into three groups: comprehensive, specialized

and scientific-applied.

Technical and Vocational Training Organization

Trainees: individuals who attend the training centres of the organization for a certain period to acquire a particular vocation, retraining or upgrading skill.

Technical and Vocational Training Permanent

Centres: government places consisting of at least five training workshops with a legal identity and an organizational chart approved by Vice Presidency for Strategic Planning and Supervision (former Management and Planning Organization).

Selected information

Released data from the 1355, 1365, 1375 and 1385 Censuses indicate that 58.9%, 71.0%, 84.7% and 88.7% of literate population aged six and over were male, while literacy rates for females were 35.5, 52.1, 74.2 and 80.3 percent respectively.

During the academic year 1390-91, both in day and adult courses, about 5 million and 702 thousand persons were studying at primary schools, more than 3 million and 228 thousand persons were at lower secondary schools, more than 2 million and 957 thousand persons were at upper secondary schools and about 441 thousand persons were attending pre-university level. This shows a rise of 1.22 and 1.27 percent in primary and pre-university levels, and a decline of 0.51, and 2.68 percent in the lower secondary and upper secondary courses respectively compared to the previous year. Over the same period of the time 48.6, 47.6, 47 and 59.8 percent of the students studying at primary, lower secondary, upper secondary and pre-university levels were female respectively.

During the same academic year, more than 475000 students were at pre-school that increased by about 2.36% compared to the previous academic year. The number of special students was more than 82,000, showing an increase of about 10.82% as compared to the previous academic year.

During the years 1380 to 1388 about 570,000 persons received the certificate from the Literacy Movement Organization for passing the 5-year primary education.

Total number of university students over the academic year 1390-91 was more than 4 million and 459 thousand, indicating an increase of about 8.32%, compared to the previous year. Out of that number, the share of the Islamic Azad University students was about 36.6 percent.

During the same academic year, percentage of students of university and higher education institutes by degree was about 23.1 percent for associate's, about 65.5 percent for bachelor's, about 9.1 percent for master's and 2.3 percent for professional and specialty doctorate.

Over the academic year 1389-90, out of about 330,000 graduates of governmental universities and higher education institutes, the graduates in technical and engineering courses, humanities, arts agriculture and veterinary, medicine, and basic sciences accounted for a share of 33.5, 40.5, 7.2, about 6.4, 5.4 and 7 percent respectively.

During the same academic year, out of about 298,000 students of Islamic Azad University, graduates in humanities, technical and engineering courses, basic sciences, agriculture and veterinary, medicine and arts had a share of 42, 43.4, 4.7, 4.1, 3.2 and 2.6 percent respectively.

Total number of university graduates during the academic year 1388-1389 was over 533,000.

15. 1. LITERATE POPULATION IN URBAN AND RURAL AREAS BY SEX (1000 persons)

Description	Both sexes	Male	Female
<i>Total country</i>			
1335 Census	1911	1454	457
1345 Census	5556	3928	1628
1355 Census	12877	8198	4679
1365 Census ⁽¹⁾	23913	14078	9835
1370 Census ⁽¹⁾	33966	19091	14875
1375 Census ⁽¹⁾	41582	22465	19118
1385 Census ⁽¹⁾	54082	28835	25247
1390 Census⁽¹⁾	57362	30126	27236
<i>Urban areas</i>			
1335 Census	1396	982	414
1345 Census	3833	2442	1390
1355 Census	8628	5145	3483
1365 Census ⁽¹⁾	15507	8765	6742
1370 Census ⁽¹⁾	21725	11903	9822
1375 Census ⁽¹⁾	27857	14861	12996
1385 Census ⁽¹⁾	39096	20625	18471
1390 Census⁽¹⁾	43048	22358	20690
<i>Rural areas</i>			
1335 Census	514	471	43
1345 Census	1723	1485	238
1355 Census	4249	3053	1196
1365 Census ⁽¹⁾	8371	5287	3084
1370 Census ⁽¹⁾	12128	7114	5014
1375 Census ⁽¹⁾	13661	7565	6096
1385 Census ⁽¹⁾	14939	8183	6756
1390 Census⁽¹⁾	14287	7752	6534

1. Difference between the total and sum of urban and rural areas is due to the inclusion of literate unsettled population in the total.

Sources: Ministry of the Interior;

- Statistical Centre of Iran.

15.2. POPULATION AND NUMBER OF LITERATE PEOPLE BY SEX AND AGE (1000 persons)

Sex and age group	1345 Census			1355 Census		
	Population	Literate	Literacy rate	Population	Literate	Literacy rate
Both sexes	19372	5556	28.7	27113	12877	47.5
6-9 years	2372	⁽¹⁾ 886	⁽¹⁾ 37.4	4110	2943	71.6
10-14 years	3098	1579	51.0	4303	3184	74.0
15-19 years	2181	892	41.0	3600	2196	61.0
20-24 years	1723	546	31.7	2792	1393	49.9
25-29 years	1699	402	23.7	2112	881	41.7
30-34 years	1723	320	18.6	1707	598	35.0
35-39 years	1461	268	18.3	1627	459	28.2
40-44 years	1360	229	16.8	1669	371	22.2
45-49 years	866	148	17.1	1389	284	20.5
50-54 years	767	91	11.9	1329	244	18.4
55-59 years	437	52	11.9	704	129	18.3
60-64 years	691	63	9.1	584	75	12.8
65 years and over	993	80	8.1	1186	120	10.1
Not specified	0	0	××	0	0	××
Male	10023	3928	39.2	13926	8198	58.9
6-9 years	1230	⁽¹⁾ 579	⁽¹⁾ 47.1	2129	1727	81.1
10-14 years	1639	1059	64.6	2259	1937	85.8
15-19 years	1087	595	54.7	1819	1348	74.1
20-24 years	810	380	46.9	1341	880	65.6
25-29 years	825	299	36.2	1010	581	57.5
30-34 years	892	249	27.9	842	416	49.4
35-39 years	789	208	26.4	825	338	41.0
40-44 years	761	187	24.6	895	288	32.1
45-49 years	492	124	25.2	751	219	29.2
50-54 years	385	75	19.5	732	196	26.8
55-59 years	229	44	19.2	397	105	26.5
60-64 years	356	56	15.7	301	62	20.6
65 years and over	530	72	13.6	624	100	16.0
Not specified	0	0	××	0	0	××
Female	9348	1628	17.4	13187	4679	35.5
6-9 years	1143	⁽¹⁾ 307	⁽¹⁾ 26.9	1981	1216	61.4
10-14 years	1459	520	35.6	2044	1247	61.0
15-19 years	1094	297	27.2	1782	848	47.6
20-24 years	912	166	18.2	1451	512	35.3
25-29 years	874	103	11.8	1101	299	27.2
30-34 years	831	71	8.5	865	182	21.0
35-39 years	672	60	8.9	801	121	15.1
40-44 years	600	41	6.8	773	83	10.7
45-49 years	374	24	6.4	638	65	10.2
50-54 years	383	15	3.9	597	48	8.0
55-59 years	209	8	3.8	307	24	7.8
60-64 years	335	7	2.1	283	14	5.0
65 years and over	463	8	1.7	562	20	3.6
Not specified	0	0	××	0	0	××

15. 2. POPULATION AND NUMBER OF LITERATE PEOPLE BY SEX AND AGE (continued) (1000 persons)

Sex and age group	1365 Census			1370		
	Population	Literate	Literacy rate	Population	Literate	Literacy rate
Both sexes	38709	23913	61.8	45856	33966	74.1
6-9 years	5835	4822	82.6	7195	6635	92.2
10-14 years	5903	5025	85.1	7547	7056	93.5
15-19 years	5192	4073	78.5	5909	5275	89.3
20-24 years	4194	2971	70.8	4947	4128	83.4
25-29 years	3652	2239	61.3	4005	3079	76.9
30-34 years	2928	1570	53.6	3504	2419	69.0
35-39 years	2117	965	45.6	2867	1782	62.2
40-44 years	1655	639	38.6	2038	1094	53.7
45-49 years	1585	482	30.4	1579	733	46.4
50-54 years	1599	380	23.8	1571	572	36.4
55-59 years	1338	283	21.2	1443	434	30.1
60-64 years	1185	227	19.2	1303	318	24.4
65 years and over	1502	226	15.1	1890	418	22.1
Not specified	24	11	45.8	58	23	39.7
Male	19822	14078	71.0	23675	19091	80.6
6-9 years	2981	2621	87.9	3675	3454	94.0
10-14 years	3054	2780	91.0	3902	3746	96.0
15-19 years	2660	2294	86.2	3058	2856	93.4
20-24 years	2104	1725	82.0	2520	2280	90.5
25-29 years	1840	1365	74.2	2012	1737	86.3
30-34 years	1481	1004	67.8	1780	1426	80.1
35-39 years	1044	635	60.8	1462	1099	75.2
40-44 years	834	441	52.9	1028	702	68.3
45-49 years	819	352	43.0	798	489	61.3
50-54 years	857	288	33.6	822	406	49.4
55-59 years	715	214	29.9	793	323	40.7
60-64 years	652	179	27.5	723	241	33.3
65 years and over	768	173	22.5	1066	320	30.0
Not specified	14	7	50.0	36	14	38.9
Female	18887	9835	52.1	22181	14875	67.1
6-9 years	2854	2201	77.1	3520	3181	90.4
10-14 years	2850	2245	78.8	3646	3309	90.8
15-19 years	2532	1778	70.2	2851	2419	84.9
20-24 years	2090	1246	59.6	2427	1848	76.1
25-29 years	1813	874	48.2	1993	1342	67.3
30-34 years	1447	566	39.1	1724	994	57.7
35-39 years	1073	330	30.8	1404	683	48.7
40-44 years	822	198	24.1	1010	392	38.8
45-49 years	766	130	17.0	780	244	31.3
50-54 years	742	91	12.3	750	166	22.1
55-59 years	622	69	11.1	650	111	17.1
60-64 years	533	48	9.0	580	77	13.3
65 years and over	734	53	7.2	824	98	11.9
Not specified	10	4	40.0	22	10	45.5

15. 2. POPULATION AND NUMBER OF LITERATE PEOPLE BY SEX AND AGE
(continued) **(1000 persons)**

Sex and age group	1375 Census			1385 Census		
	Population	Literate	Literacy rate	Population	Literate	Literacy rate
Both sexes	52295	41582	79.5	63920	54082	84.6
6-9 years	6891	6361	92.3	4397	4049	92.1
10-14 years	9081	8740	96.2	6709	6550	97.6
15-19 years	7116	6718	94.4	8727	8463	97.0
20-24 years	5222	4739	90.8	9011	8680	96.3
25-29 years	4709	4067	86.4	7225	6822	94.4
30-34 years	3980	3222	81.0	5554	5045	90.8
35-39 years	3572	2614	73.2	4921	4239	86.1
40-44 years	2812	1844	65.6	4089	3274	80.1
45-49 years	2013	1127	56.0	3523	2535	72.0
50-54 years	1529	719	47.0	2755	1746	63.4
55-59 years	1367	502	36.7	1888	1021	54.1
60-64 years	1383	375	27.1	1464	641	43.8
65 years and over	2595	538	20.7	3657	1017	27.8
Not specified	26	15	57.7	0	0	××
Male	26534	22465	84.7	32494	28835	88.7
6-9 years	3510	3291	93.8	2250	2076	92.3
10-14 years	4622	4504	97.5	3441	3368	97.9
15-19 years	3580	3444	96.2	4443	4324	97.3
20-24 years	2566	2419	94.3	4512	4375	97.0
25-29 years	2366	2172	91.8	3660	3519	96.2
30-34 years	2013	1779	88.4	2838	2677	94.3
35-39 years	1818	1501	82.6	2512	2308	91.9
40-44 years	1431	1110	77.6	2082	1836	88.2
45-49 years	990	702	70.9	1792	1476	82.4
50-54 years	769	477	62.0	1386	1064	76.8
55-59 years	717	360	50.2	924	645	69.8
60-64 years	754	284	37.7	726	430	59.2
65 years and over	1382	411	29.7	1928	738	38.3
Not specified	15	10	66.7	0	0	××
Female	25761	19118	74.2	31426	25247	80.3
6-9 years	3381	3070	90.8	2147	1974	91.9
10-14 years	4458	4236	95.0	3267	3182	97.4
15-19 years	3536	3274	92.6	4284	4139	96.6
20-24 years	2656	2320	87.4	4500	4305	95.7
25-29 years	2343	1895	80.9	3565	3303	92.7
30-34 years	1967	1443	73.4	2716	2368	87.2
35-39 years	1754	1113	63.5	2410	1931	80.1
40-44 years	1381	735	53.2	2007	1439	71.7
45-49 years	1023	425	41.5	1730	1059	61.2
50-54 years	760	242	31.8	1369	681	49.7
55-59 years	649	142	21.9	964	376	39.0
60-64 years	629	90	14.3	738	211	28.6
65 years and over	1213	127	10.5	1728	279	16.2
Not specified	10	5	50.0	0	0	××

15. 2. POPULATION AND NUMBER OF LITERATE PEOPLE BY SEX AND AGE
(continued)

Sex and age group	1390 Census		
	Population	Literate	Literacy rate
Both sexes	67682	57362	84.8
6-9 years	4437	4079	91.9
10-14 years	5671	5545	97.8
15-19 years	6607	6406	97.0
20-24 years	8414	8065	95.9
25-29 years	8673	8234	94.9
30-34 years	6972	6486	93.0
35-39 years	5571	4948	88.8
40-44 years	4907	4152	84.6
45-49 years	4030	3173	78.7
50-54 years	3527	2432	69.0
55-59 years	2680	1617	60.3
60-64 years	1863	919	49.3
65 years and over	4297	1283	29.9
Not specified	31	23	74.2
Male	34080	30126	88.4
6-9 years	2274	2093	92.0
10-14 years	2888	2827	97.9
15-19 years	3347	3250	97.1
20-24 years	4202	4042	96.2
25-29 years	4355	4152	95.3
30-34 years.....	3516	3320	94.4
35-39 years	2850	2604	91.4
40-44 years	2486	2232	89.8
45-49 years	2027	1755	86.6
50-54 years	1765	1401	79.4
55-59 years	1327	978	73.7
60-64 years	881	574	65.2
65 years and over	2142	883	41.2
Not specified	20	15	75.0
Female	33602	27236	81.1
6-9 years	2164	1986	91.8
10-14 years	2783	2717	97.6
15-19 years	3260	3156	96.8
20-24 years.....	4213	4023	95.5
25-29 years	4318	4082	94.5
30-34 years	3456	3166	91.6
35-39 years	2721	2344	86.1
40-44 years	2420	1920	79.3
45-49 years	2003	1418	70.8
50-54 years	1762	1031	58.5
55-59 years	1353	639	47.2
60-64 years	982	344	35.0
65 years and over	2155	400	18.6
Not specified	12	9	75.0

1. In the 1345 Census, information on literacy status was collected for population aged 7 and over.

Source: Statistical Centre of Iran.

**15. 3. NUMBER OF LITERATE PEOPLE AND LITERACY RATE AMONG POPULATION
AGED SIX AND OVER IN URBAN AND RURAL AREAS BY SEX AND OSTAN, 1390
CENSUS**
(1000 persons/ percent)

Ostan	Total								
	Population aged six and over ⁽¹⁾			Literate ⁽¹⁾			Literacy rate		
	Both sexes	Male	Female	Both sexes	Male	Female	Both sexes	Male	Female
Total country	67682	34080	33602	57362	30126	27236	84.8	88.4	81.1
East Azarbayejan...	3372	1700	1672	2768	1486	1282	82.1	87.4	76.7
West Azarbayejan	2752	1386	1366	2170	1187	983	78.8	85.6	71.9
Ardebil	1127	569	558	910	494	416	80.8	86.8	74.6
Esfahan.....	4451	2256	2195	3907	2047	1860	87.8	90.7	84.8
Alborz	2196	1112	1084	1982	1025	957	90.2	92.1	88.3
Ilam	504	255	249	415	221	194	82.3	86.6	78
Bushehr	918	502	416	768	424	344	83.6	84.4	82.7
Tehran	11183	5627	5556	10117	5195	4922	90.5	92.3	88.6
Chaharmahal&Bakhtiyari ...	798	401	397	658	351	307	82.5	87.6	77.4
South Khorasan	585	293	292	483	254	229	82.5	86.5	78.4
Khorasan-e-Razavi	5335	2662	2673	4605	2381	2224	86.3	89.4	83.2
North Khorasan	767	380	387	616	324	291	80.3	85.3	75.3
Khuzestan	4007	2018	1990	3348	1770	1578	83.5	87.7	79.3
Zanjan	915	458	458	754	398	355	82.4	87.1	77.7
Semnan.....	575	291	284	508	264	244	88.4	90.8	85.9
Sistan&Baluchestan	2102	1048	1055	1504	814	690	71.6	77.7	65.4
Fars	4160	2092	2068	3591	1867	1723	86.3	89.3	83.3
Qazvin	1087	551	536	914	483	431	84.1	87.7	80.4
Qom	1027	523	504	889	471	418	86.6	90	83
Kordestan	1347	676	671	1050	572	478	78	84.6	71.3
Kerman	2604	1311	1293	2140	1109	1031	82.2	84.6	79.8
Kermanshah	1772	892	880	1448	773	675	81.7	86.6	76.8
Kohgiluyeh&Boyerahmad ..	581	290	292	476	252	224	81.9	87	76.9
Golestan	1575	784	791	1308	688	619	83	87.8	78.3
Gilan.....	2308	1143	1164	1945	1012	933	84.3	88.5	80.1
Lorestan.....	1580	794	787	1271	674	598	80.4	84.9	76
Mazandaran.....	2834	1421	1413	2428	1268	1161	85.7	89.2	82.1
Markazi	1288	651	637	1080	574	506	83.8	88.1	79.5
Hormozgan.....	1377	700	677	1152	607	545	83.7	86.8	80.5
Hamedan	1598	801	797	1320	698	621	82.6	87.1	78
Yazd	954	492	462	838	443	394	87.8	90	85.4

**15. 3. NUMBER OF LITERATE PEOPLE AND LITERACY RATE AMONG POPULATION
AGED SIX AND OVER IN URBAN AND RURAL AREAS BY SEX AND OSTAN, 1390
CENSUS (continued) (1000 persons/ percent)**

Ostan	Urban areas								
	Population aged six and over			Literate			Literacy rate		
	Both sexes	Male	Female	Both sexes	Male	Female	Both sexes	Male	Female
Total country	48609	24442	24167	43048	22358	20690	88.6	91.5	85.6
East Azarbayejan.....	2348	1183	1166	2017	1070	947	85.9	90.5	81.2
West Azarbayejan	1739	872	867	1460	781	679	83.9	89.5	78.4
Ardebil	721	365	357	616	330	286	85.4	90.5	80.1
Esfahan.....	3808	1925	1883	3397	1769	1628	89.2	91.9	86.5
Alborz	1990	1005	985	1812	934	878	91.1	92.9	89.2
Ilam	323	163	160	280	147	133	86.8	90.4	83.2
Bushehr	628	344	284	532	289	242	84.6	84	85.3
Tehran	10397	5205	5192	9492	4857	4636	91.3	93.3	89.3
Chaharmahal&Bakhtiyari ..	469	236	233	409	215	193	87.1	91.2	82.9
South Khorasan	329	167	162	296	154	141	89.9	92.7	87.1
Khorasan-e-Razavi	3859	1929	1930	3463	1778	1685	89.7	92.2	87.3
North Khorasan	399	200	199	350	182	167	87.7	91.1	84.2
Khuzestan	2869	1441	1428	2514	1310	1205	87.6	90.9	84.3
Zanjan	575	290	285	503	264	238	87.4	91.2	83.6
Semnan.....	444	223	221	405	208	197	91.3	93.2	89.3
Sistan&Baluchestan	1046	526	519	851	455	397	81.4	86.5	76.3
Fars	2831	1421	1410	2531	1302	1229	89.4	91.6	87.1
Qazvin	796	403	393	690	361	328	86.7	89.7	83.6
Qom	976	496	481	853	450	403	87.4	90.8	83.8
Kordestan	890	447	442	732	394	339	82.3	88	76.6
Kerman	1510	760	751	1318	676	641	87.2	89	85.4
Kermanshah	1238	618	620	1054	552	503	85.2	89.3	81.1
Kohgiluyeh&Boyerahmad .	307	154	153	273	143	130	88.7	92.7	84.7
Golestan	814	406	408	716	372	344	88	91.7	84.3
Gilan.....	1392	690	701	1260	646	614	90.5	93.5	87.6
Lorestan.....	975	484	491	827	430	397	84.8	88.7	80.9
Mazandaran.....	1554	777	777	1399	720	679	90	92.7	87.4
Markazi	950	481	469	840	441	399	88.4	91.7	85
Hormozgan.....	693	355	338	623	326	297	89.8	91.7	87.8
Hamedan	952	474	479	830	431	398	87.1	91	83.3
Yazd	788	403	386	707	370	337	89.6	91.8	87.4

**15. 3. NUMBER OF LITERATE PEOPLE AND LITERACY RATE AMONG POPULATION
AGED SIX AND OVER IN URBAN AND RURAL AREAS BY SEX AND OSTAN, 1390
CENSUS (continued)
(1000 persons/ percent)**

Ostan	Rural areas								
	Population aged six and over			Literate			Literacy rate		
	Both sexes	Male	Female	Both sexes	Male	Female	Both sexes	Male	Female
Total country	19023	9612	9411	14287	7752	6534	75.1	80.6	69.4
East Azarbayejan.....	1024	518	506	751	416	335	73.3	80.3	66.2
West Azarbayejan	1013	514	499	710	406	303	70.1	79	60.8
Ardebil	406	205	202	295	164	130	72.6	80.4	64.7
Esfahan.....	643	331	312	509	277	232	79.2	83.8	74.4
Alborz	207	107	100	170	91	79	82.2	84.8	79.4
Ilam	180	91	89	134	73	61	74.5	80	68.8
Bushehr	287	157	131	235	133	101	81.7	85.3	77.4
Tehran	787	422	364	624	338	286	79.4	80.1	78.5
Chaharmahal&Bakhtiari ...	327	164	163	249	136	114	76.2	82.6	69.7
South Khorasan	256	127	130	187	99	88	73	78.4	67.7
Khorasan-e-Razavi	1476	733	743	1142	603	538	77.3	82.2	72.5
North Khorasan	367	179	188	265	142	123	72.3	79	65.9
Khuzestan	1128	572	556	828	457	371	73.4	80	66.6
Zanjan	340	168	172	251	134	117	73.8	79.8	67.9
Semnan.....	131	68	63	104	57	47	78.8	83.3	74
Sistan&Baluchestan ..	1054	520	534	652	359	293	61.9	69	54.9
Fars	1316	664	652	1052	561	491	79.9	84.4	75.4
Qazvin	291	148	144	224	121	103	76.9	82.2	71.6
Qom	51	28	23	36	21	15	71.6	74.9	67.6
Kordestan	457	229	228	318	178	139	69.5	77.9	61.1
Kerman	1087	548	539	819	431	388	75.3	78.6	72
Kermanshah	531	273	259	393	220	172	73.9	80.8	66.6
Kohgiluyeh&Boyerahmad	272	135	138	202	108	94	74.3	80.5	68.2
Golestan	761	378	383	591	316	275	77.6	83.5	71.8
Gilan.....	916	453	463	685	366	319	74.8	80.8	68.9
Lorestan.....	605	309	296	444	244	200	73.5	78.9	67.8
Mazandaran.....	1280	644	636	1029	547	482	80.4	85	75.7
Markazi	338	170	168	240	132	107	71	77.9	63.9
Hormozgan.....	681	343	338	528	280	248	77.5	81.7	73.2
Hamedan	645	327	318	490	267	223	75.9	81.6	70.1
Yazd	166	89	76	131	73	58	78.9	81.9	75.4

1. Including unsettled population.

Source: Statistical Centre of Iran.

15. 4. PRIVATE HOUSEHOLDS BY SEX OF THE HEAD OF HOUSEHOLD, NUMBER OF MEMBERS, AND NUMBER OF LITERATE AND ILLITERATE MEMBERS, 1390 CENSUS

Sex of the head and number of members	Total	Literate				
		None	1 person	2 persons	3 persons	4 persons and more
Both sexes	21110481	1614873	2027891	6876806	4641691	5865655
1 person	1511911	811787	676567	××	××	××
2 persons	3877727	620991	646873	2585128	××	××
3 persons	5724891	95008	505135	3048909	2054652	××
4 persons	5567191	45937	136679	1021034	1889898	2462811
5 persons	2638888	19415	40270	163631	543844	1869314
6 persons	1127167	12987	14858	42801	118040	937785
7 persons	382608	3645	3970	9370	23910	341626
8 persons	164784	2425	1903	3539	7398	149483
9 persons	66988	1298	854	1367	2480	60974
10 persons and more	48326	1380	782	1027	1469	43662
Male	18562409	866389	1351987	6371415	4288981	5612622
1 person	473342	129333	329293	××	××	××
2 persons	3259915	572106	363157	2302233	××	××
3 persons	5269671	84757	470631	2862046	1832032	××
4 persons	5323419	42130	129494	993530	1783266	2364477
5 persons	2526055	17841	38221	157841	525889	1783920
6 persons	1076023	12006	14074	41078	113749	894445
7 persons	365812	3390	3762	9003	23125	326448
8 persons	157678	2285	1804	3381	7122	143051
9 persons	64253	1230	818	1319	2388	58484
10 persons and more	46241	1311	733	984	1410	41797
Female	2548072	748484	675904	505391	352710	253033
1 person	1038569	682454	347274	××	××	××
2 persons	617812	48885	283716	282895	××	××
3 persons	455220	10251	34504	186863	222620	××
4 persons	243772	3807	7185	27504	106632	98334
5 persons	112833	1574	2049	5790	17955	85394
6 persons	51144	981	784	1723	4291	43340
7 persons	16796	255	208	367	785	15178
8 persons	7106	140	99	158	276	6432
9 persons	2735	68	36	48	92	2490
10 persons and more	2085	69	49	43	59	1865

15. 4. PRIVATE HOUSEHOLDS BY SEX OF THE HEAD OF HOUSEHOLD, NUMBER OF MEMBERS AND NUMBER OF LITERATE AND ILLITERATE MEMBERS, 1390 CENSUS (continued)

Sex of the head and number of members	Illiterate					Not stated
	None	1 person	2 persons	3 persons	4 persons and more	
Both sexes	14580412	3831556	2244072	261751	109125	83565
1 person	677238	811116	××	××	××	23557
2 persons	2633532	609374	610086	××	××	24735
3 persons	4569516	658718	425502	49968	××	21187
4 persons	4344447	723116	427259	48157	13380	10832
5 persons	1669261	544709	350973	52952	18579	2414
6 persons	503091	300626	243570	50811	28373	696
7 persons	125291	110659	103578	27273	15720	87
8 persons	39396	45799	49420	16755	13378	36
9 persons	12386	17147	20160	8588	8692	15
10 persons and more	6254	10292	13524	7247	11003	6
Male	13476486	2528632	2142126	243924	100226	71015
1 person	329613	129013	××	××	××	14716
2 persons	2314720	356341	566435	××	××	22419
3 persons	4313205	489042	404272	42947	××	20205
4 persons	4227145	619045	411486	44164	11057	10522
5 persons	1626524	490238	340425	50050	16475	2343
6 persons	488253	275027	237236	48618	26218	671
7 persons	121116	102104	101226	26455	14827	84
8 persons	37986	42428	48242	16259	12728	35
9 persons	11932	15927	19661	8372	8347	14
10 persons and more	5992	9467	13143	7059	10574	6
Female	1103926	1302924	101946	17827	8899	12550
1 person	347625	682103	××	××	××	8841
2 persons	318812	253033	43651	××	××	2316
3 persons	256311	169676	21230	7021	××	982
4 persons	117302	104071	15773	3993	2323	310
5 persons	42737	54471	10548	2902	2104	71
6 persons	14838	25599	6334	2193	2155	25
7 persons	4175	8555	2352	818	893	3
8 persons	1410	3371	1178	496	650	1
9 persons	454	1220	499	216	345	1
10 persons and more	262	825	381	188	429	0

Source: Statistical Centre of Iran.

15. 5. STUDENTS AND TEACHING AND CLERICAL STAFF AT DIFFERENT EDUCATIONAL LEVELS⁽¹⁾

Academic year and educational level	Student ⁽²⁾			Teaching and clerical staff	
	Total	Male	Female	Teaching	Clerical
1375-76	18588130	9921855	8666275	597075	341996
1380-81	17882515	9359952	8522563	664672	344911
1385-86	14984301	7741044	7243257	664657	253351
1386-87	14485604	7474081	7011523	636439	254951
1387-88.....	⁽³⁾ 14028696	⁽³⁾ 7258654	⁽³⁾ 6770042	587413	237242
1388-89.....	13468082	6981372	6486710	542259	257587
1389-90.....	13247047	6839475	6407572	602600	268668
1390-91.....	13351254	6932408	6418846	602571	263101
Special education	82326	50457	31869	11421	6976
Pre-school education	475395	232630	242765	390	0
Primary education	5701521	2932282	2769239	235193	83688
Lower secondary education	3228405	1693270	1535135	165764	65074
Upper secondary education	2957328	1567691	1389637	189803	107363
Pre-university	440559	177227	263332	000	000
Adult lower secondary education	26067	12142	13925	000	000
Adult upper secondary education	396246	242616	153630	000	000
Adult pre-university education	43407	24093	19314	000	000

1. Including students of public and non-public schools.

2. The number of students in public and non-profit institutions.

3. Excluding the number of 22640 students in inclusive and integrative education, 453 autistic students and 4230 vocational upper secondary education (special) students.

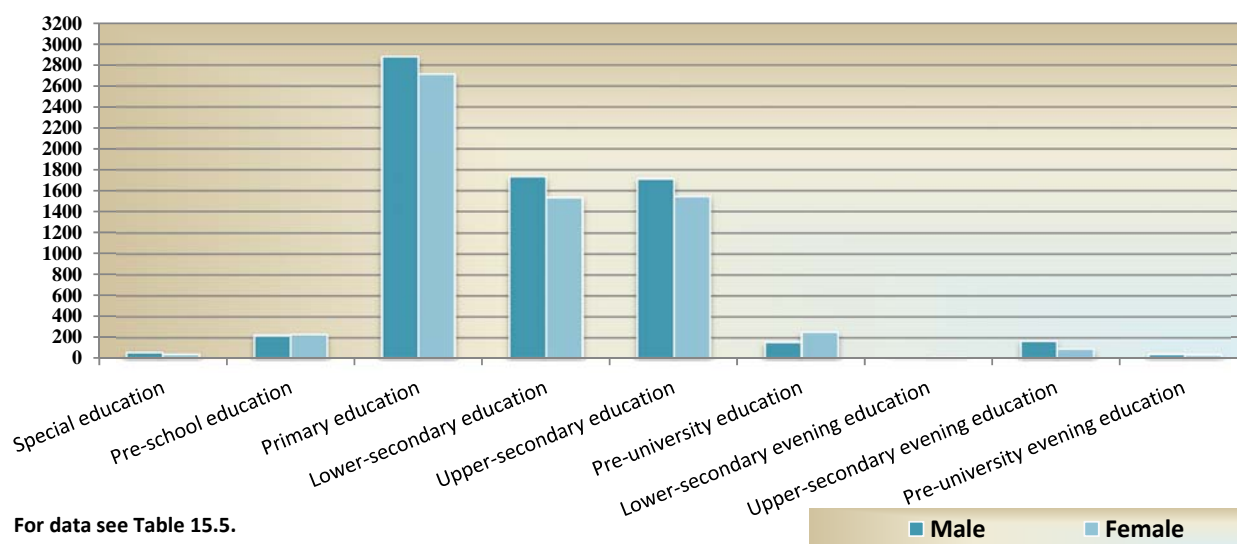
Sources: Ministry of Education;

–Organization for the Education of Special Children .

15.1. STUDENTS BY EDUCATIONAL LEVEL AND SEX, ACADEMIC YEAR

1000 persons

1390-1391



For data see Table 15.5.

■ Male ■ Female

15. 6. STUDENTS AND TEACHING AND CLERICAL STAFF OF THE MINISTRY OF EDUCATION BY OSTAN, ACADEMIC YEAR 1390-91

Ostan	Student ⁽¹⁾			Teaching and clerical staff ⁽¹⁾	
	Both sexes	Male	Female	Teaching	Clerical ⁽²⁾
Total country	12803208	6603100	6200108	605526	333914
East Azarbayejan.....	629190	328673	300517	30105	14694
West Azarbayejan	545434	291401	254033	23325	11555
Ardebil	220758	114047	106711	11043	7193
Esfahan.....	770964	388050	382914	35927	20537
Alborz	382123	195880	186243	14280	7822
Ilam	101196	52858	48338	7267	3835
Bushehr	170502	87254	83248	8369	4924
Tehran	1867724	947333	920391	68983	37293
Chaharmahal&Bakhtiyari	170139	86254	83885	10411	5665
South Khorasan	125994	64929	61065	8078	4258
Khorasan-e-Razavi.....	1057993	542767	515226	53665	27039
North Khorasan	161487	83697	77790	9345	5211
Khuzestan	882911	463005	419906	38943	19985
Zanjan	171053	89933	81120	9138	5319
Semnan.....	102700	52286	50414	5249	3061
Sistan&Baluchestan	536298	288557	247741	22255	10358
Fars	772685	393257	379428	39146	23517
Qazvin	199645	103160	96485	9157	5389
Qom	205116	103591	101525	8943	5241
Kordestan	262607	139640	122967	14916	8859
Kerman	534608	272321	262287	26725	15112
Kermanshah	317391	167783	149608	17441	9407
Kohgiluyeh&Boyerahmad	133472	69562	63910	8783	5140
Golestan	292777	153118	139659	13602	7116
Gilan.....	384235	193756	190479	20187	10087
Lorestan.....	319943	167868	152075	15190	12617
Mazandaran.....	470823	238942	231881	27410	14054
Markazi	224698	115508	109190	9374	5394
Hormozgan.....	320267	165458	154809	13840	8469
Hamedan	278830	145663	133167	14857	9173
Yazd	189645	96549	93096	9572	5590

1. Excluding the special and adult educational courses.

2. A number of 8783 staff of the Ministry of Education and teacher training centres were not calculated in the related statistics.

Source: Ministry of Education.

15.2. STUDENT - TEACHER RATIO, ACADEMIC YEAR 1390 - 1391



For Data See Tabel 15.6.

Student_Teacher Ratio	
■	14 - 16
■	17 - 20
■	21 - 24
■	25 - 28

15. 7. SPECIAL STUDENTS BY EDUCATIONAL LEVELS

Year and educational level	Student
1375-76	64077
1380-81	72904
1385-86.....	67882
1386-87.....	69926
1387-88.....	70736
1388-89 ⁽¹⁾	101450
1389-90.....	74286
1390-91.....	82326
Pre-school	10643
Primary school	45338
Pre-technical lower secondary school.....	12266
Lower-secondary school	2663
Upper-secondary I and pre-university school	2410
Technical upper-secondary school.....	9006

1. Including the students in inclusive and integrative education, autistic students and upper secondary technical (special) students.

Source: Organization for the Education of Special Children.

15. 8. STUDENTS, EDUCATIONAL STAFF AND FACILITIES IN SPECIAL EDUCATION COURSE

Academic year and Ostan	Student			Teaching and clerical staff		School	Class
	Total	Male	Female	Teaching	Clerical		
1375-76	64077	38762	25315	⁽¹⁾ 12003	⁽¹⁾ 000	978	7425
1380-81	72904	43744	29160	11260	4645	923	9133
1385-86.....	67882	41075	26807	11131	5614	1349	10834
1386-87.....	69926	42473	27453	11256	5668	1403	11062
1387-88.....	70736	42955	27781	11631	5505	1492	10867
1388-89.....	101450	59514	41936	10142	8051	2983	11011
1389-90.....	74286	45311	28975	11050	8192	1672	12583
1390-91.....	82326	50457	31869	11421	6976	1750	14532
East Azarbayejan.....	3876	2468	1408	572	208	72	621
West Azarbayejan	2104	1305	799	368	137	36	319
Ardebil	1350	845	505	235	71	28	187
Esfahan.....	5612	3288	2324	784	581	19	1025
Alborz	2343	1278	1065	265	180	120	331
Ilam	676	456	220	151	80	18	152
Bushehr	1304	780	524	189	104	35	299
Tehran	10445	6061	4384	1229	953	142	1697
Chaharmahal&Bakhtiyari	1530	1017	513	202	202	39	319
South Khorasan.....	1337	774	563	185	118	30	260
Khorasan-e-Razavi.....	7948	4905	3043	1291	402	187	1335
North Khorasan	1280	892	388	131	79	27	221
Khuzestan	4590	2934	1656	641	275	85	861
Zanjan	840	522	318	130	90	29	163
Semnan.....	728	433	295	152	91	17	139
Sistan&Baluchestan	2758	1831	927	223	124	38	400
Fars	5912	3427	2485	763	524	144	1062
Qazvin	1193	743	450	186	133	27	182
Qom	1498	960	538	215	104	25	212
Kordestan	1338	869	469	232	177	31	268
Kerman	4156	2714	1442	511	379	119	858
Kermanshah	1501	960	541	207	170	33	298
Kohgiluyeh&Boyerahmad	929	550	379	129	149	51	214
Golestan	2155	1373	782	262	163	31	292
Gilan.....	2601	1631	970	375	249	47	494
Lorestan.....	2131	1239	892	325	287	76	390
Mazandaran.....	3494	2044	1450	503	256	71	629
Markazi	1528	920	608	192	123	33	279
Hormozgan.....	2128	1380	748	278	156	63	413
Hamedan	1816	1119	697	261	238	48	332
Yazd	1225	739	486	234	173	29	280

1. Statistics on teaching and clerical staff were not available separately for the academic year 1375-76 and were reported under teaching staff.

Source: Organization for the Education of Special Children.

15. 9. PRE-SCHOOL STUDENTS, EDUCATIONAL STAFF AND FACILITIES

Academic year and Ostan	Student			Teaching and clerical staff ⁽¹⁾		School	Class
	Total	Male	Female	Teaching	Clerical		
1375-76	195181	99842	95339	6025	1736	3322	8497
1380-81	329062	160822	168240	110	13686	9581	16119
1385-86	552932	268349	284583	14523	1260	20543	26589
1386-87	511229	247983	263246	9879	1229	18950	24482
1387-88.....	455844	219653	236191	4000	319	17071	22047
1388-89.....	452258	221844	230414	1847	184	16299	23413
1389-90.....	464453	225305	239148	39	44	15831	22132
1390-91.....	475395	232630	242765	390	(2)0	16113	23504
East Azarbayejan.....	48193	24454	23739	0	0	990	2319
West Azarbayejan	17924	9179	8745	1	0	607	862
Ardebil	11072	5584	5488	11	0	321	467
Esfahan.....	34618	16234	18384	48	0	1232	1787
Alborz	15925	7788	8137	3	0	518	728
Ilam	1755	829	926	112	0	84	94
Bushehr	7079	3455	3624	1	0	218	317
Tehran	69586	34429	35157	44	0	1809	2992
Chaharmahal&Bakhtiyari	10637	4994	5643	3	0	454	515
South Khorasan	2376	1083	1293	0	0	26	107
Khorasan-e-Razavi.....	9739	4399	5340	6	0	428	635
North Khorasan	3891	1744	2147	7	0	190	218
Khuzestan	25468	11372	14096	9	0	840	1115
Zanjan	8629	4364	4265	0	0	241	379
Semnan.....	3053	1572	1481	4	0	124	146
Sistan&Baluchestan	5011	2465	2546	1	0	134	218
Fars	21256	9876	11380	32	0	546	997
Qazvin	10204	5190	5014	1	0	323	461
Qom	11208	5240	5968	2	0	317	460
Kordestan	19259	10187	9072	7	0	678	1250
Kerman	26421	12881	13540	9	0	1276	1531
Kermanshah	6461	3242	3219	10	0	194	265
Kohgiluyeh&Boyerahmad	2730	847	1883	0	0	112	146
Golestan	6840	3508	3332	18	0	233	316
Gilan.....	19897	9689	10208	7	0	1163	1363
Lorestan.....	10311	5419	4892	14	0	437	598
Mazandaran.....	13805	6641	7164	19	0	600	732
Markazi	8655	4375	4280	2		329	403
Hormozgan.....	21587	11081	10506	2	0	785	962
Hamedan	11496	5592	5904	13	0	517	616
Yazd	10309	4917	5392	4	0	387	505

1. From the academic year 1380-81 on, decrease or increase in figures compared to the previous year is due to the changes in the status of some of clerical staff.

2. Based on the general policies of the Ministry of Education, the public pre-school course will be omitted gradually.

Source: Ministry of Education.

15. 10. STUDENTS, EDUCATIONAL STAFF AND FACILITIES IN PRIMARY SCHOOL

Academic year and Ostan	Student			Teaching and clerical staff		School	Class
	Total	Male	Female	Teaching	Clerical		
1375-76	9238393	4885665	4352728	298755	96617	63101	327595
1380-81	7513015	3924999	3588016	309260	83225	68836	313529
1385-86	5827851	3009561	2818290	267516	65315	64646	278335
1386-87	5725629	2952075	2773554	254733	66882	62699	268463
1387-88.....	5654969	2912264	2742705	228482	63418	59826	255721
1388-89.....	5591752	2878290	2713462	208872	71076	57115	252140
1389-90.....	5632825	2898799	2734026	234832	78847	58811	256910
1390-91.....	5701521	2932282	2769239	235193	83688	57619	259519
East Azarbayejan.....	273849	140987	132862	11982	3573	3013	12880
West Azarbayejan	253779	131090	122689	10383	3049	2866	11019
Ardebil	93042	47634	45408	3849	2114	1368	5043
Esfahan.....	330020	169308	160712	12511	4867	2403	14126
Alborz	166474	85946	80528	4852	1982	711	6042
Ilam	41929	21808	20121	2623	855	675	2554
Bushehr	77858	40152	37706	3337	1121	773	3631
Tehran	806118	412971	393147	23920	9508	2889	28108
Chaharmahal&Bakhtiyari	72360	36704	35656	4029	1261	909	3798
South Khorasan	57360	29532	27828	3458	976	1036	3364
Khorasan-e-Razavi.....	501111	257177	243934	21989	7132	4371	22819
North Khorasan	71859	37129	34730	3821	1252	1054	3746
Khuzestan	404083	208893	195190	16182	5741	4028	19004
Zanjan	73160	37599	35561	3470	1027	990	3551
Semnan.....	45626	23534	22092	1842	639	389	1877
Sistan&Baluchestan	303141	157442	145699	11875	3764	3703	13617
Fars	330912	170627	160285	14100	5837	3688	15286
Qazvin	87911	45397	42514	3448	1310	787	3726
Qom	91045	46615	44430	3062	1156	474	3394
Kordestan	113576	58054	55522	6309	2037	1804	5789
Kerman	236763	122228	114535	10835	3680	3005	13055
Kermanshah	134232	69230	65002	6901	2408	2288	6795
Kohgiluyeh&Boyerahmad	57439	29104	28335	3406	1058	1622	3928
Golestan	136491	70274	66217	5390	1923	1193	6017
Gilan.....	157254	80369	76885	8029	2259	2016	8650
Lorestan.....	136260	70197	66063	4875	3751	2511	7289
Mazandaran.....	203134	104070	99064	9636	3054	1966	9896
Markazi	96298	49431	46867	3556	1238	1077	4272
Hormozgan.....	143268	73703	69565	5927	1970	1832	6638
Hamedan	119568	61298	58270	5729	1896	1399	5596
Yazd	85601	43779	41822	3867	1250	779	4009

Source: Ministry of Education.

15. 11. STUDENTS, EDUCATIONAL STAFF, AND FACILITIES IN LOWER SECONDARY SCHOOL

Academic year and Ostan	Student			Teaching and clerical staff		School	Class
	Total	Male	Female	Teaching	Clerical		
1375-76	5188812	2845092	2343720	162602	78845	25828	162434
1380-81	4953894	2698328	2255566	182751	82887	29672	172776
1385-86	3938661	2100894	1837767	181045	73714	31651	164781
1386-87	3708270	1967906	1740364	172725	73065	30757	157219
1387-88.....	3477644	1833240	1644404	163025	67241	29228	146239
1388-89.....	3292246	1733942	1558304	151935	68428	26981	136239
1389-90.....	3244901	1705332	1539569	170358	69404	26241	134328
1390-91.....	3228405	1693270	1535135	165764	65074	25451	132185
East Azarbayejan.....	154450	81696	72754	8580	3068	1368	6650
West Azarbayejan	136274	74036	62238	6057	2446	922	5150
Ardebil	55234	28841	26393	3425	1335	588	2568
Esfahan.....	196897	101312	95585	9682	4202	1379	7771
Alborz	96226	49950	46276	3828	1463	458	3402
Ilam	23630	12310	11320	1932	551	255	1134
Bushehr	41559	21610	19949	2269	891	422	1882
Tehran	480958	247774	233184	17997	6989	2028	16754
Chaharmahal&Bakhtiari ...	41308	21596	19712	2858	981	462	1940
South Khorasan	32832	17077	15755	2138	925	329	1516
Khorasan-e-Razavi.....	282624	146675	135949	15081	5561	2366	12262
North Khorasan	42732	22694	20038	2847	1130	495	2011
Khuzestan	222050	119680	102370	10780	4326	1680	9108
Zanjan	41944	22243	19701	2729	975	458	1881
Semnan.....	26465	13694	12771	1425	567	226	1042
Sistan&Baluchestan	125750	71216	54534	5610	2154	1035	4941
Fars	195132	100689	94443	10652	4506	1688	8056
Qazvin	49238	25852	23386	2545	1006	374	1980
Qom	52210	26718	25492	2547	935	243	1858
Kordestan	62214	33859	28355	4056	1789	591	2721
Kerman	130111	67400	62711	7339	2807	1214	5778
Kermanshah	78347	41601	36746	4588	1835	621	3304
Kohgiluyeh&Boyerahmad ..	32610	17002	15608	2408	871	419	1675
Golestan	73887	39210	34677	3743	1363	678	3047
Gilan.....	100076	51535	48541	5297	1834	971	4345
Lorestan.....	78282	41581	36701	4689	2113	774	3588
Mazandaran.....	121817	62324	59493	7772	2809	1117	5224
Markazi	58406	30433	27973	2641	1147	464	2284
Hormozgan.....	77356	40701	36655	3768	1614	804	3405
Hamedan	71237	37599	33638	4218	1843	640	3006
Yazd	46549	24362	22187	2263	1038	382	1902

Source: Ministry of Education.

15. 12. STUDENTS, EDUCATIONAL STAFF AND FACILITIES IN UPPER SECONDARY SCHOOL

Academic year and Ostan	Student ⁽¹⁾			Teaching and clerical staff ⁽²⁾		School ⁽¹⁾	Class ⁽¹⁾
	Total	Male	Female	Teaching	Clerical		
1375-76 ⁽³⁾	3480635	1817665	1662970	117690	64839	12222	110514
1380-81 ⁽⁴⁾	3985150	2020296	1964854	161291	105467	17200	148340
1385-86	3695947	1890567	1805380	190442	107448	22044	155274
1386-87.....	3569839	1838567	1731272	187846	108107	22223	153299
1387-88.....	3510180	1832405	1677775	180275	100759	22419	151683
1388-89.....	3259659	1713585	1546074	169463	109848	15289	136057
1389-90.....	3038847	1601595	1437252	186321	112181	15219	134505
1390-91.....	2957328	1567691	1389637	189803	107363	14697	63697
East Azarbayejan.....	133153	72956	60197	8917	4937	726	2724
West Azarbayejan	120557	69342	51215	6478	3509	537	2163
Ardebil	54044	28964	25080	3535	2146	328	1170
Esfahan.....	179828	90311	89517	12633	6665	854	4219
Alborz	90891	47334	43557	5249	2465	274	1852
Ilam	29125	16052	13073	2418	1319	183	657
Bushehr	38393	19854	18539	2532	1671	259	954
Tehran	441023	224209	216814	25348	11487	1530	9374
Chaharmahal&Bakhtiyari	39674	20522	19152	3199	1903	300	972
South Khorasan	28669	15319	13350	2220	1444	149	645
Khorasan-e-Razavi.....	232578	121881	110697	15402	8890	1093	5287
North Khorasan	38185	20318	17867	2487	1777	191	837
Khuzestan	204329	112704	91625	11198	6348	968	4104
Zanjan	41096	23047	18049	2716	1891	195	772
Semnan.....	23592	11897	11695	1799	981	138	553
Sistan&Baluchestan	91674	52961	38713	4486	2458	550	1766
Fars	194858	100551	94307	13422	8294	1137	4357
Qazvin	46066	24444	21622	2917	1721	203	948
Qom	43767	22066	21701	3110	1376	168	901
Kordestan	58864	33591	25273	4229	2876	318	1140
Kerman	123089	63166	59923	8012	4994	701	3020
Kermanshah	84953	47937	37016	5632	3112	370	1605
Kohgiluyeh&Boyerahmad	34843	19784	15059	2806	1819	270	777
Golestan	65503	35824	29679	3695	2060	359	1248
Gilan.....	93403	47205	46198	6361	3367	485	2285
Lorestan.....	81856	44753	37103	5279	3374	513	1800
Mazandaran.....	113924	58580	55344	9360	5086	561	2653
Markazi	53619	28205	25414	2949	1726	247	1129
Hormozgan.....	68988	36584	32404	3806	2830	442	1503
Hamedan	66674	36805	29869	4509	2849	405	1342
Yazd	40110	20525	19585	3099	1988	243	940

1. Excluding pre-university.

2. Including teaching and clerical staff of pre-university course.

3. Including upper secondary education under the old and new systems.

4. Due to the elimination of the old system since the academic year 1379-80, upper secondary figures include the new system only.

Source: Ministry of Education.

15. 13. UPPER SECONDARY SCHOOL STUDENTS BY FIELD OF STUDY AND OSTAN, ACADEMIC YEAR 1390-91

Ostan	Total			First grade		Second and third grades					
	Both sexes	Male	Female	Male	Female	Theoretical upper secondary		Technical and vocational		Work and knowledge	
						Male	Female	Male	Female	Male	Female
Total country	2957328	1567691	1389637	597755	505737	525152	644122	211379	104779	233405	134999
East Azarbayejan.....	133153	72956	60197	27804	22279	23372	25692	11725	6047	10055	6179
West Azarbayejan	120557	69342	51215	27456	19356	22548	23057	8597	3851	10741	4951
Ardebil	54044	28964	25080	10999	9105	8306	10922	4555	2290	5104	2763
Esfahan.....	179828	90311	89517	34368	32118	29154	40214	14019	7533	12770	9652
Alborz	90891	47334	43557	18483	16321	15372	20040	5992	3402	7487	3794
Ilam	29125	16052	13073	5118	4373	6567	6836	1822	749	2545	1115
Bushehr	38393	19854	18539	7468	6666	6634	8699	2424	1368	3328	1806
Tehran	441023	224209	216814	85836	79975	80984	100907	28620	17676	28769	18256
Chaharmahal&Bakhtiari ..	39674	20522	19152	7841	6938	6932	8252	2167	1546	3582	2416
South Khorasan	28669	15319	13350	5785	4854	4721	5986	2116	1014	2697	1496
Khorasan-e-Razavi.....	232578	121881	110697	49449	41085	38670	48527	15200	7266	18562	13819
North Khorasan	38185	20318	17867	8408	6410	5909	8149	2802	1063	3199	2245
Khuzestan	204329	112704	91625	45359	33696	36655	45036	11763	4094	18927	8799
Zanjan	41096	23047	18049	8731	6724	7232	7981	3313	1133	3771	2211
Semnan.....	23592	11897	11695	4574	4288	4124	5292	1516	816	1683	1299
Sistan&Baluchestan	91674	52961	38713	20019	14630	20293	19242	4636	1238	8013	3603
Fars	194858	100551	94307	37783	33122	34642	46835	14384	6632	13742	7718
Qazvin	46066	24444	21622	9358	8031	6158	9102	3587	1711	5341	2778
Qom	43767	22066	21701	8728	7939	7906	9900	2904	1798	2528	2064
Kordestan	58864	33591	25273	12122	9060	10976	11712	4785	2240	5708	2261
Kerman	123089	63166	59923	23050	20756	21911	30007	10353	5050	7852	4110
Kermanshah	84953	47937	37016	17163	12847	17447	17886	6162	3218	7165	3065
Kohgiluyeh&Boyerahmad	34843	19784	15059	6687	5056	7696	7748	2242	733	3159	1522
Golestan	65503	35824	29679	13617	10868	13601	14477	3965	2227	4641	2107
Gilan.....	93403	47205	46198	18123	17438	13851	20951	8141	3931	7090	3878
Lorestan.....	81856	44753	37103	15492	12725	16964	19085	6128	2470	6169	2823
Mazandaran.....	113924	58580	55344	21553	20060	18255	23143	9998	5353	8774	6788
Markazi	53619	28205	25414	11098	9141	8400	11907	4416	1840	4291	2526
Hormozgan.....	68988	36584	32404	14224	12278	10878	14851	4085	2173	7397	3102
Hamedan	66674	36805	29869	13233	10581	11782	12611	5950	2737	5840	3940
Yazd	40110	20525	19585	7826	7017	7212	9075	3012	1580	2475	1913

Source: Ministry of Education.

15. 14. PRE-UNIVERSITY STUDENTS AND EDUCATIONAL FACILITIES

Academic year and Ostan	Student			School	Class
	Total	Male	Female		
1375-76.....	107345	48802	58543	233	3254
1380-81	477228	182732	294496	3834	16902
1385-86.....	421158	155624	265534	6280	20213
1386-87.....	438515	162522	275993	6637	21179
1388-89.....	447187	172372	274815	6909	21838
1387-88.....	409861	154673	255188	5812	19086
1389-90.....	435035	170370	264665	8442	20736
1390-91.....	440559	177227	263332	8593	20762
East Azarbayejan.....	19545	8580	10965	418	1010
West Azarbayejan	16900	7754	9146	299	760
Ardebil	7366	3024	4342	149	354
Esfahan.....	29601	10885	18716	588	1377
Alborz	12607	4862	7745	162	524
Ilam	4757	1859	2898	119	238
Bushehr	5613	2183	3430	155	323
Tehran	70039	27950	42089	1083	3046
Chaharmahal&Bakhtiyari	6160	2438	3722	145	322
South Khorasan.....	4757	1918	2839	118	246
Khorasan-e-Razavi.....	31941	12635	19306	574	1567
North Khorasan	4820	1812	3008	79	218
Khuzestan	26981	10356	16625	518	1190
Zanjan	6224	2680	3544	126	270
Semnan.....	3964	1589	2375	82	191
Sistan&Baluchestan	10722	4473	6249	268	527
Fars	30527	11514	19013	649	1494
Qazvin	6226	2277	3949	123	278
Qom	6886	2952	3934	97	291
Kordestan	8694	3949	4745	174	379
Kerman	18224	6646	11578	443	950
Kermanshah	13398	5773	7625	206	570
Kohgiluyeh&Boyerahmad	5850	2825	3025	166	342
Golestan	10056	4302	5754	165	416
Gilan.....	13605	4958	8647	302	696
Lorestan.....	13234	5918	7316	278	633
Mazandaran.....	18143	7327	10816	398	907
Markazi	7720	3064	4656	150	361
Hormozgan.....	9068	3389	5679	217	447
Hamedan	9855	4369	5486	174	461
Yazd	7076	2966	4110	168	374

Source: Ministry of Education.

15. 15. PRE-UNIVERSITY STUDENTS BY FIELD OF STUDY

Academic year and Ostan	Total			Mathematics		Experimental sciences		Humanities ⁽¹⁾		Arts	
	Total	Male	Female	Male	Female	Male	Female	Male	Female	Male	Female
1375-76	107345	48802	58543	19864	11413	20837	30550	8101	16580	×	×
1380-81	477228	182732	294496	89160	75045	41946	105656	51164	111308	462	2487
1385-86	421158	155624	265534	69900	55331	40209	103655	45158	102547	357	4001
1386-87	438515	162522	275993	72344	57869	39219	105093	50523	108521	436	4510
1388-89	447187	172372	274815	75104	58530	40505	105167	56254	106735	509	4383
1387-88	409861	154673	255188	74563	59853	39352	103351	40401	88919	357	3065
1389-90	435035	170370	264665	76391	59177	49494	116162	44121	85996	364	3330
1390-91	440559	177227	263332	78970	58519	54105	119415	43719	81950	433	3448
East Azarbayejan.....	19545	8580	10965	3811	2937	2692	4940	2062	2946	15	142
West Azarbayejan	16900	7754	9146	2308	1417	3461	4953	1974	2726	11	50
Ardebil	7366	3024	4342	1067	635	1054	2157	903	1527	0	23
Esfahan.....	29601	10885	18716	6232	4931	2924	8311	1697	5024	32	450
Alborz	12607	4862	7745	2788	2207	1142	3414	932	1975	0	149
Ilam	4757	1859	2898	591	334	793	1524	475	1040	0	0
Bushehr	5613	2183	3430	1101	631	588	1594	494	1144	0	61
Tehran	70039	27950	42089	17849	13571	5117	15387	4762	11949	222	1182
Chaharmahal&Bakhtiyari	6160	2438	3722	829	703	850	1846	759	1139	0	34
South Khorasan.....	4757	1918	2839	584	410	590	1234	744	1160	0	35
Khorasan-e-Razavi.....	31941	12635	19306	5416	4009	4143	9109	3040	6002	36	186
North Khorasan.....	4820	1812	3008	725	619	592	1433	495	956	0	0
Khuzestan	26981	10356	16625	4029	2657	3098	7822	3229	6045	0	101
Zanjan	6224	2680	3544	1006	878	873	1576	801	1075	0	15
Semnan.....	3964	1589	2375	852	705	354	909	383	746	0	15
Sistan&Baluchestan	10722	4473	6249	831	745	1564	2626	2078	2848	0	30
Fars	30527	11514	19013	5514	3508	3562	9891	2424	5465	14	149
Qazvin	6226	2277	3949	1137	917	630	1769	510	1194	0	69
Qom	6886	2952	3934	1342	738	851	1841	744	1307	15	48
Kordestan	8694	3949	4745	1382	919	1716	2556	851	1270	0	0
Kerman	18224	6646	11578	2338	1947	2154	5037	2131	4457	23	137
Kermanshah	13398	5773	7625	1755	1340	2447	4079	1571	2206	0	0
Kohgiluyeh&Boyerahmad	5850	2825	3025	642	419	1048	1497	1135	1096	0	13
Golestan	10056	4302	5754	1301	904	1642	2865	1359	1899	0	86
Gilan.....	13605	4958	8647	2398	1860	1267	3619	1268	3071	25	97
Lorestan.....	13234	5918	7316	1695	1341	2355	3835	1851	2112	17	28
Mazandaran.....	18143	7327	10816	3592	2680	2032	4439	1703	3538	0	159
Markazi	7720	3064	4656	1524	1076	835	2057	682	1493	23	30
Hormozgan.....	9068	3389	5679	1187	1239	1366	2805	836	1608	0	27
Hamedan	9855	4369	5486	1946	1495	1398	2495	1025	1459	0	37
Yazd	7076	2966	4110	1198	747	967	1795	801	1473	0	95

1. Including students studying Ma'aref course since academic year 1380-81.

Source: Ministry of Education.

15. 16. STUDENTS AND TEACHING STAFF IN IRANIAN SCHOOLS ABROAD

Year and educational level	Student	Teaching staff
1375-76.....	15924	1024
1380-81.....	16125	1086
1385-86.....	14595	1633
1386-87.....	14242	1344
1387-88.....	13256	1201
1388-89.....	16747	1657
1389-90.....	16915	⁽¹⁾ 1620
1390-91.....	16557	1867
Primary.....	7576	000
Lower secondary.....	3845	000
Upper secondary.....	5136	000

1. Decrease in the figures in comparison to the previous year is due to strengthening e-learning system.

Source: Ministry of Education.

15. 17. STUDENTS AND EDUCATIONAL FACILITIES OF ADULTS LOWER SECOND-ARY COURSES

Academic year and Ostan	Student			School	Class
	Total	Male	Female		
1375-76	86968	51609	35359	541	2623
1380-81	51011	26252	24759	522	1978
1385-86.....	40894	15833	25061	461	1852
1386-87.....	34851	12053	22798	415	1797
1388-89.....	24178	7729	16449	347	1385
1387-88.....	16746	5724	11022	278	1828
1389-90.....	27824	11323	16501	771	4169
1390-91.....	26067	12142	13925	787	3009
East Azarbayejan.....	2869	1670	1199	79	398
West Azarbayejan	828	327	501	36	116
Ardebil	524	263	261	25	64
Esfahan.....	1880	632	1248	41	155
Alborz	693	225	468	20	86
Ilam	218	64	154	9	35
Bushehr	825	306	519	25	80
Tehran	2121	1214	907	63	249
Chaharmahal&Bakhtiari	105	48	57	4	10
South Khorasan	177	37	140	3	11
Khorasan-e-Razavi.....	1657	796	861	53	239
North Khorasan	430	206	224	12	86
Khuzestan	1539	712	827	28	102
Zanjan	961	354	607	30	91
Semnan.....	89	2	87	4	10
Sistan&Baluchestan	759	456	303	27	126
Fars	2197	984	1213	59	277
Qazvin	157	103	54	4	10
Qom	720	274	446	16	52
Kordestan	548	163	385	23	91
Kerman	1304	888	416	32	140
Kermanshah	454	117	337	12	37
Kohgiluyeh&Boyerahmad	449	235	214	20	69
Golestan	336	42	294	12	38
Gilan.....	339	199	140	26	75
Lorestan.....	1374	606	768	35	119
Mazandaran.....	518	230	288	26	76
Markazi	433	249	184	4	13
Hormozgan.....	680	413	267	30	70
Hamedan	656	188	468	23	66
Yazd	227	139	88	6	18

Source: Ministry of Education.

15. 18. STUDENTS AND EDUCATIONAL FACILITIES OF ADULTS UPPER SECOND-ARY COURSES

Academic year and Ostan	Student			School	Class
	Total	Male	Female		
1375-76 ⁽¹⁾	223161	131872	91289	667	6478
1380-81	322680	208001	114679	1602	12363
1385-86	323916	204367	119549	2599	16167
1386-87	314198	196854	117344	2579	15899
1387-88	288420	186298	102122	2683	15772
1388-89	261044	169338	91706	2371	14850
1389-90	288339	157409	130930	2761	15739
1390-91	396246	242616	153630	4034	27608
East Azarbayejan	20482	13457	7025	286	1536
West Azarbayejan	15806	10702	5104	199	1433
Ardebil	11740	7214	4526	118	718
Esfahan	18409	11459	6950	169	1066
Alborz	17045	9856	7189	130	1205
Ilam	3707	2620	1087	40	256
Bushehr	9914	5199	4715	122	733
Tehran	51536	31450	20086	359	3360
Chaharmahal&Bakhtiari	5384	3496	1888	59	411
South Khorasan	1408	634	774	27	148
Khorasan-e-Razavi	19084	12494	6590	218	1462
North Khorasan	5814	2635	3179	63	547
Khuzestan	28145	18211	9934	202	1511
Zanjan	6959	3999	2960	54	449
Semnan	2187	1148	1039	36	360
Sistan&Baluchestan	10638	7312	3326	126	676
Fars	30701	17896	12805	321	2055
Qazvin	6375	3726	2649	44	278
Qom	7111	4282	2829	63	503
Kordestan	7826	4589	3237	84	545
Kerman	17649	10719	6930	171	1040
Kermanshah	5507	3446	2061	56	320
Kohgiluyeh&Boyerahmad	8706	5410	3296	98	780
Golestan	8494	3931	4563	82	517
Gilan	13681	8842	4839	212	1175
Lorestan	17302	10332	6970	175	1179
Mazandaran	14379	7981	6398	169	1212
Markazi	5418	3675	1743	44	385
Hormozgan	11854	8000	3854	146	648
Hamedan	7818	4571	3247	104	660
Yazd	5167	3330	1837	57	440

1. Including students in both old and new systems.

Source: Ministry of Education.

15. 19. ADULTS PRE-UNIVERSITY STUDENTS AND EDUCATIONAL FACILITIES

Academic year and Ostan	Student			School	Class
	Total	Male	Female		
1380-81	177420	94719	82701	1393	5952
1385-86	115060	54774	60286	1873	6103
1386-87.....	113147	53648	59499	1857	5899
1387-88.....	99538	51738	47800	1783	5350
1388-89.....	83066	44462	38604	1604	4842
1389-90.....	40537	24031	16506	1227	3139
1390-91.....	43407	24093	19314	1067	2978
East Azarbayejan.....	2626	1489	1137	100	254
West Azarbayejan	2229	1265	964	52	144
Ardebil	1592	923	669	35	97
Esfahan.....	1379	459	920	33	96
Alborz	1316	774	542	28	85
Ilam	14	0	14	1	2
Bushehr	755	415	340	26	90
Tehran	5112	3044	2068	91	314
Chaharmahal&Bakhtiari	676	397	279	16	44
South Khorasan.....	82	30	52	6	13
Khorasan-e-Razavi.....	2326	1264	1062	73	181
North Khorasan	182	63	119	7	18
Khuzestan	2806	1573	1233	61	170
Zanjan	568	223	345	12	36
Semnan.....	187	102	85	7	15
Sistan&Baluchestan	1896	968	928	49	125
Fars	3127	1889	1238	73	202
Qazvin	599	242	357	11	32
Qom	853	545	308	14	45
Kordestan	1003	752	251	22	60
Kerman	2703	1518	1185	51	157
Kermanshah	1697	1427	270	25	79
Kohgiluyeh&Boyerahmad	910	422	488	23	64
Golestan	1173	301	872	21	64
Gilan.....	1286	850	436	51	124
Lorestan.....	1906	884	1022	51	136
Mazandaran.....	1573	667	906	56	142
Markazi	577	347	230	12	29
Hormozgan.....	793	435	358	25	66
Hamedan	1172	693	479	26	71
Yazd	289	132	157	9	23

Source: Ministry of Education.

15. 20. INSTRUCTORS OF LITERACY MOVEMENT ORGANIZATION BY SEX

Year and Ostan	Both sexes	Male	Female
1375	55122	13695	41427
1380	30778	6738	24040
1385	49585	7611	41974
1386	51142	7912	43230
1387 ^(*)	47696	6862	40834
1388 ^(*)	44065	6793	37272
1389.....	38202	5166	33036
1390.....	13784	1836	11948
East Azarbayejan.....	1051	158	893
West Azarbayejan	634	114	520
Ardebil	274	58	216
Esfahan.....	236	7	229
Alborz	48	2	46
Ilam	100	12	88
Bushehr	380	27	353
Tehran	367	18	349
Chaharmahal&Bakhtiari	109	2	107
South Khorasan	197	15	182
Khorasan-e-Razavi.....	685	101	584
North Khorasan	273	27	246
Khuzestan	1598	265	1333
Zanjan	137	12	125
Semnan.....	33	3	30
Sistan&Baluchestan	1663	241	1422
Fars	1189	125	1064
Qazvin	237	24	213
Qom	12	0	12
Kordestan	1108	109	999
Kerman	555	74	481
Kermanshah	198	22	176
Kohgiluyeh&Boyerahmad	289	105	184
Golestan	115	27	88
Gilan.....	266	56	210
Lorestan.....	156	41	115
Mazandaran.....	286	39	247
Markazi	182	5	177
Hormozgan.....	969	121	848
Hamedan	379	24	355
Yazd	58	2	56

Source: Literacy Movement Organization.

15. 21. ADULT LEARNERS AND CLASSES OF LITERACY MOVEMENT COURSES IN RURAL AND URBAN AREAS

Year and course	Learners			Class		
	Total	Urban	Rural ⁽¹⁾	Total	Urban	Rural ⁽¹⁾
<i>Preliminary course</i>						
1375.....	491476	230659	260817	39562	18429	21133
1380.....	256657	124275	132382	20781	10048	10733
1385.....	634087	232753	401334	53459	19872	33587
1386.....	694556	248328	446228	59247	21552	37695
1387 ^(*)	649615	235179	414436	58493	21176	37317
1388 ^(*)	546517	200318	346199	45563	⁽²⁾ 17612	⁽²⁾ 27951
1389.....	413885	173905	239980	37433	16841	20592
1390.....	⁽³⁾4766	2611	2155	370	267	103
<i>Complementary course</i>						
1375.....	330943	164001	166942	26942	13117	13825
1380.....	183758	85712	98046	15505	7280	8225
1385.....	407990	160724	247266	34622	13813	20809
1386.....	471492	171248	300244	40302	14717	25585
1387 ^(*)	535584	189427	346157	48786	17255	31531
1388 ^(*)	567017	181434	385583	45664	⁽²⁾ 15123	⁽²⁾ 30541
1389.....	471165	190867	280298	43818	18766	25052
1390.....	281565	122930	158635	27546	12282	15264
<i>Final course⁽⁴⁾</i>						
1375.....	160789	82725	78064	9892	4983	4909
1380.....	131181	57587	73594	9189	4057	5132
1385.....	186049	79654	106395	13967	5854	8113
1386.....	204033	81000	123033	15247	5828	9419
1387 ^(*)	23280	9687	13593	1728	719	1009
1388 ^(*)	16186	6399	9787	1214	⁽²⁾ 520	⁽²⁾ 694
1389.....	87112	35582	51530	7587	3041	4546
<i>Fifth grade course⁽⁵⁾</i>						
1375.....	112935	59907	53028	6633	3341	3292
1380.....	69842	32624	37218	4616	2120	2496
1385.....	129289	56460	72829	9255	3894	5361
1386.....	104927	42775	62152	7398	2852	4546
1387 ^(*)	5667	2274	3393	420	169	251
1388 ^(*)	93	38	55	7	⁽²⁾ 3	⁽²⁾ 4
1389.....	685	238	447	50	18	32
<i>Literacy education course⁽⁵⁾</i>						
1375.....	×	×	×	×	×	×
1380.....	×	×	×	×	×	×
1385.....	×	×	×	×	×	×
1386.....	×	×	×	×	×	×
1387.....	×	×	×	×	×	×
1388.....	×	×	×	×	×	×
1389.....	×	×	×	×	×	×
1390.....	271012	102832	168180	14857	6002	8855

1. Including data related to nomads covered by Literacy Movement Organization.

2. Excluding the statistics of mixed classes.

3. Including the prisons and armed forces' project only.

4. The reason for decrease is the change in the educational system.

5. The reason for decrease in figures in the final and fifth grade courses as the year 1387 is the Organization's focus on elementary and complementary educational courses.

6. The educational system changed to two courses of literacy education course and transition course as of the year 1390.

Source: Literacy Movement Organization.

15. 22. ADULT LEARNERS OF LITERACY MOVEMENT BY AGE

Year and course	Total	10-19 years	20-29 years	30-39 years	40-49 years	50 years and over
<i>Preliminary course</i>						
1375.....	491476	120119	116661	126522	79840	48334
1380.....	256657	59907	52075	61770	49630	33275
1385.....	634087	101753	135841	142187	131088	123218
1386.....	694556	105705	155337	154776	148506	130232
1387 ^(*)	649615	60892	152399	174096	180236	81992
1388 ^(*)	546517	32324	148735	176646	166496	22316
1389.....	413885	19121	90915	139367	139161	25321
1390.....	4766	572	1542	1185	1397	70
<i>Complementary course</i>						
1375.....	330943	85772	92716	87383	44895	20177
1380.....	183758	44317	40913	48552	33144	16832
1385.....	407990	61622	87314	103460	87869	67725
1386.....	471492	66688	102617	113626	103276	85285
1387 ^(*)	535584	50359	118100	144443	149195	73487
1388 ^(*)	567017	33025	134773	181512	190784	26923
1389.....	471165	20225	100060	161083	166529	23268
1390.....	281565	10261	46745	89560	119534	15465
<i>Final course⁽¹⁾</i>						
1375.....	145764	58173	48609	26152	8965	3865
1380.....	131181	32206	32468	37266	21077	8164
1385.....	186049	27840	38815	53866	40184	25344
1386.....	204033	27207	42395	58717	45942	29772
1387 ⁽²⁾	23280	1189	3724	7355	7982	3030
1388 ^(*)	16186	503	2075	5644	7336	628
1389.....	87112	2961	12714	29145	38686	3606
<i>Fifth grade course⁽¹⁾</i>						
1375.....	76124	29234	25047	14994	5154	1695
1380.....	69842	19537	20179	18510	8751	2865
1385.....	129289	20552	30643	40564	25183	12347
1386.....	104927	14901	24284	32735	21509	11498
1387 ⁽¹⁾	5667	400	1024	2139	1545	559
1388 ^(*)	93	4	12	21	32	24
1389.....	685	5	66	266	298	50
<i>Literacy education course⁽¹⁾</i>						
1375.....	×	×	×	×	×	×
1380.....	×	×	×	×	×	×
1385.....	×	×	×	×	×	×
1386.....	×	×	×	×	×	×
1387.....	×	×	×	×	×	×
1388.....	×	×	×	×	×	×
1389.....	×	×	×	×	×	×
1390.....	271012	16756	43422	73582	134114	3138

1. The educational system changed to two courses of literacy education course and transition course as of the year 1390.

2. The reason for decrease in figures in the final and fifth grade courses as the year 1387 is the Organization's focus on elementary and complementary educational courses.

Source: Literacy Movement Organization.

15. 23. VILLAGES COVERED BY LITERACY MOVEMENT ORGANIZATION

Year and Ostan	Villages
1370.....	27036
1375.....	19039
1380.....	15575
1385.....	20036
1386.....	19354
1387 ^(*)	23013
1388 ^(*)	20958
1389.....	16808
East Azarbayejan.....	868
West Azarbayejan.....	1031
Ardebil.....	590
Esfahan.....	323
Ilam.....	179
Bushehr.....	253
Tehran.....	195
Chaharmahal&Bakhtiari.....	291
South Khorasan.....	285
Khorasan-e-Razavi.....	809
North Khorasan.....	349
Khuzestan.....	1450
Zanjan.....	371
Semnan.....	49
Sistan&Baluchestan.....	1904
Fars.....	1170
Qazvin.....	230
Qom.....	1
Kordestan.....	821
Kerman.....	879
Kermanshah.....	587
Kohgiluyeh&Boyerahmad.....	517
Golestan.....	237
Gilan.....	834
Lorestan.....	511
Mazandaran.....	595
Markazi.....	139
Hormozgan.....	708
Hamedan.....	513
Yazd.....	119

Source: Literacy Movement Organization.

15. 24. STUDENTS COMPLETED PRIMARY OR LOWER SECONDARY EDUCATION⁽¹⁾ BY SEX

Academic year and Ostan	Primary			Lower secondary		
	Total	Male	Female	Total	Male	Female
1380-81	7172690	3723192	3449498	4340268	2256422	2083846
1385-86	5622081	2888553	2733528	3545396	1835973	1709423
1386-87	5540703	2843996	2696707	3406752	1779853	1626899
1387-88	5557391	2852837	2704554	3352918	1744220	1608698
1388-89	5490130	2823135	2666995	3194888	1662008	1532880
1389-90	5551412	2849159	2702253	3163358	1645923	1517435
East Azarbayejan	267060	136709	130351	148139	77524	70615
West Azarbayejan	249582	129196	120386	134468	73169	61299
Ardebil	92535	47334	45201	56122	29492	26630
Esfahan	324096	166027	158069	191610	97090	94520
Alborz	159997	82990	77007	95534	49263	46271
Ilam	40080	20711	19369	23644	12365	11279
Bushehr	73383	38008	35375	39383	20400	18983
Tehran	796462	408185	388277	475237	242875	232362
Chaharmahal&Bakhtiyari	70568	35672	34896	41412	21357	20055
South Khorasan	56082	28750	27332	31460	16287	15173
Khorasan-e-Razavi	487921	249323	238598	275632	141947	133685
North Khorasan	70767	36275	34492	43104	22753	20351
Khuzestan	392802	201763	191039	215410	114120	101290
Zanjan	72314	37255	35059	43048	22931	20117
Semnan	44415	23223	21192	25282	12631	12651
Sistan&Baluchestan	272160	141303	130857	116061	64840	51221
Fars	322753	165636	157117	185901	95103	90798
Qazvin	85358	44101	41257	48837	25283	23554
Qom	88001	44818	43183	50558	25608	24950
Kordestan	110691	56476	54215	62835	34101	28734
Kerman	228479	117460	111019	125766	64229	61537
Kermanshah	131165	67498	63667	81013	43172	37841
Kohgiluyeh&Boyerahmad	55590	28212	27378	32979	17503	15476
Golestan	130785	66960	63825	72376	38095	34281
Gilan	157404	80306	77098	99851	51057	48794
Lorestan	133608	69099	64509	79246	41844	37402
Mazandaran	202179	103017	99162	118536	60208	58328
Markazi	94999	48610	46389	57158	29639	27519
Hormozgan	139491	71528	67963	75901	39592	36309
Hamedan	118947	61033	57914	72728	38612	34116
Yazd	81738	41681	40057	44127	22833	21294

1. Excluding adult students.

Source: Ministry of Education.

15. 25. UPPER SECONDARY SCHOOL GRADUATES ⁽¹⁾ BY FIELD OF STUDY

Academic year and Ostan	Total			Mathematics and physics		Experimental sciences	
	Both sexes	Male	Female	Male	Female	Male	Female
1370-71.....	248332	136649	111683	26210	8786	36318	46295
1375-76.....	444703 ⁽³⁾	199018 ⁽³⁾	245685 ⁽³⁾	30800	21197	28457	51263
1380-81.....	836219	371606	464613	111213	96069	63024	135758
1385-86.....	859971	384582	475389	87237	72005	50989	131647
1386-87.....	802544	366847	435697	87307	71239	49672	123883
1387-88.....	899664	430317	469347	93877	73677	61545	136563
1388-89 ⁽³⁾	833447	402451	430996	87622	65792	63863	136948
1389-90.....	859865	428762	431103	90635	63670	69622	141048
East Azarbayejan.....	37768	19141	18627	4681	3325	3553	6284
West Azarbayejan.....	34068	18697	15371	2713	1500	4459	6121
Ardebil.....	20947	11529	9418	1442	849	1793	3268
Esfahan.....	52252	23793	28459	6736	5093	3689	9209
Alborz.....	28730	14724	14006	3677	2943	1961	4727
Ilam.....	9502	4561	4941	625	325	998	1709
Bushehr.....	13747	7140	6607	1351	755	934	1998
Tehran.....	129169	62675	66494	20684	15194	6369	18284
Chaharmahal & Bakhtiyari.....	11939	5812	6127	1003	690	1149	2074
South Khorasan.....	9917	5312	4605	627	418	760	1381
Khorasan-e-Razavi.....	61805	29046	32759	6146	4400	5050	10563
North Khorasan.....	9513	4846	4667	869	638	691	1563
Khuzestan.....	54492	27050	27442	4898	2886	4149	9638
Zanjan.....	11452	5853	5599	1115	963	1094	1787
Semnan.....	6415	2967	3448	927	625	350	906
Sistan & Baluchestan.....	21300	11376	9924	994	724	2352	3458
Fars.....	55341	27117	28224	5882	3479	4464	11099
Qazvin.....	14462	7716	6746	1222	976	780	2003
Qom.....	12686	5861	6825	1604	864	1088	2326
Kordestan.....	13953	6819	7134	1386	967	1887	2859
Kerman.....	37770	19061	18709	2629	2083	2857	5577
Kermanshah.....	24416	12574	11842	2032	1390	3245	4809
Kohgiluyeh & Boyerahmad.....	8918	4646	4272	847	532	1128	1720
Golestan.....	17424	8619	8805	1331	914	1751	3210
Gilan.....	27522	13242	14280	2627	1979	1491	4011
Lorestan.....	28660	15266	13394	1860	1372	3219	5034
Mazandaran.....	34942	17203	17739	4036	2805	2380	5027
Markazi.....	16628	8454	8174	1717	1190	1129	2431
Hormozgan.....	18519	9228	9291	1427	1298	1698	3075
Hamedan.....	23725	12948	10777	2393	1766	2157	3081
Yazd.....	11883	5486	6397	1154	727	997	1816

15. 25. UPPER SECONDARY SCHOOL GRADUATES⁽¹⁾ BY FIELD OF STUDY (continued)

Academic year and Ostan	Humanities ⁽²⁾		Technical and vocational		Work and knowledge	
	Male	Female	Male	Female	Male	Female
1370-71.....	52098	49830	22023	6772	000	000
1375-76.....	12891	29557	14204	7409	000	000
1380-81.....	86342	164203	27485	9944	83542	58639
1385-86.....	65588	140082	78826	51385	101942	80270
1386-87.....	64005	128525	71165	44914	94698	67136
1387-88.....	71996	138951	79888	45794	123011	74362
1388-89 ⁽³⁾	68929	123577	73309	39099	108728	65580
1389-90.....	66585	117000	78368	41717	123552	67668
East Azarbayejan.....	3187	4769	3555	1948	4165	2301
West Azarbayejan.....	2999	4351	2600	1133	5926	2266
Ardebil.....	1659	2910	1422	840	5213	1551
Esfahan.....	2409	6387	5662	3127	5297	4643
Alborz.....	1272	2591	2009	1457	5805	2288
Ilam.....	892	1644	624	285	1422	978
Bushehr.....	910	1871	1002	558	2943	1425
Tehran.....	5802	15500	10939	7629	18881	9887
Chaharmahal&Bakhtiyari.....	968	1656	875	584	1817	1123
South Khorasan.....	1091	1519	899	337	1935	950
Khorasan-e-Razavi.....	4071	8597	5907	3120	7872	6079
North Khorasan.....	774	1173	1305	415	1207	878
Khuzestan.....	5843	8663	4433	1759	7727	4496
Zanjan.....	1098	1631	1068	434	1478	784
Semnan.....	391	935	458	304	841	678
Sistan&Baluchestan.....	4248	4447	1421	371	2361	924
Fars.....	4300	7648	6187	2801	6284	3197
Qazvin.....	674	1724	1532	689	3508	1354
Qom.....	1035	1939	973	727	1161	969
Kordestan.....	1222	1777	1124	643	1200	888
Kerman.....	4395	6677	4026	1991	5154	2381
Kermanshah.....	2480	3306	2076	930	2741	1407
Kohgiluyeh&Boyerahmad.....	764	994	653	313	1254	713
Golestan.....	2034	2734	1624	820	1879	1127
Gilan.....	1597	4263	2726	1604	4801	2423
Lorestan.....	3427	3812	2636	1249	4124	1927
Mazandaran.....	2258	4675	3686	2080	4843	3152
Markazi.....	970	2250	1715	705	2923	1598
Hormozgan.....	1239	2168	1456	972	3408	1778
Hamedan.....	1726	2297	2425	1185	4247	2448
Yazd.....	850	2092	1350	707	1135	1055

1. Statistics provided until the academic year 1375-76 include graduates from daily course only, and from that academic year onward, the statistics include day and adults courses.

2. Including graduates from Ma'aref course since the academic year 1380-81.

3. Revised figures.

Source: Ministry of Education.

15. 26. PRE-UNIVERSITY GRADUATES⁽¹⁾ BY FIELD OF STUDY

Academic year and Ostan	Total			Mathematics		Experimental sciences		Humanities ⁽²⁾		Arts	
	Both sexes	Male	Female	Male	Female	Male	Female	Male	Female	Male	Female
1380-81.....	506234	186730	319504	91805	82394	44911	114957	49031	117779	983	4374
1385-86.....	456215	161228	294987	72808	60510	42182	114423	45653	114870	585	5184
1386-87.....	459871	164909	294962	75549	61812	41632	114551	47215	113706	513	4893
1387-88.....	000	000	000	000	000	000	000	000	000	000	000
1388-89.....	000	000	000	000	000	000	000	000	000	000	000
1389-90.....	400146	150981	249165	43336	110004	72205	56720	35136	79561	304	2880
East Azarbayejan..	18724	7569	11155	2217	5256	3637	2801	1715	3008	0	90
West Azarbayejan ..	16799	7272	9527	3003	4995	2250	1346	2019	3157	0	29
Ardebil	7127	3166	3961	1114	1701	964	612	1088	1620	0	28
Esfahan.....	27877	9559	18318	2553	7749	5662	4679	1320	5401	24	489
Ilam	3933	1296	2637	558	1405	491	363	247	869	0	0
Alborz	11478	4262	7216	829	3357	2927	2332	506	1527	0	0
Bushehr	5314	1873	3441	538	1602	934	596	401	1201	0	42
Tehran	58324	22360	35964	3408	12231	15733	12203	3085	10752	134	778
Chaharmahal&Bakhtiyari ..	5400	2026	3374	670	1697	751	647	605	1013	0	17
South Khorasan	4151	1488	2663	472	1146	502	409	514	1100	0	8
Khorasan-e-Razavi.....	30279	11037	19242	3432	8730	5095	4129	2461	6147	49	236
North Khorasan	4119	1291	2828	402	1276	562	512	327	1040	0	0
Khuzestan	24135	8680	15455	2221	6970	3719	2542	2740	5846	0	97
Zanjan	6184	2391	3793	706	1585	1044	1018	641	1179	0	11
Semnan.....	2736	1175	1561	213	566	733	480	229	491	0	24
Sistan&Baluchestan	9659	3859	5800	1313	2565	780	642	1766	2570	0	23
Fars	26465	9359	17106	2807	8772	4531	3257	2019	4914	2	163
Qazvin	5895	2024	3871	583	1706	976	854	454	1268	11	43
Qom.....	6245	2322	3923	614	1703	1178	709	519	1460	11	51
Kordestan	5614	2426	3188	974	1632	807	622	645	934	0	0
Kerman	16770	5940	10830	1728	4581	2276	2011	1906	4050	30	188
Kermanshah	11089	4434	6655	1729	3604	1452	1132	1242	1912	11	7
Kohgiluyeh&Boyerahmad ..	4158	1731	2427	726	1230	612	518	393	649	0	30
Golestan	9905	3980	5925	1506	2854	1371	1121	1103	1877	0	73
Gilan.....	13361	4663	8698	1215	3544	2363	2021	1085	3007	0	126
Lorestan.....	12675	5108	7567	1953	3775	1574	1361	1581	2409	0	22
Mazandaran.....	19066	7342	11724	1904	4822	3667	2827	1771	3937	0	138
Markazi	7244	2433	4811	650	2030	1365	1260	410	1497	8	24
Hormozgan.....	7702	2646	5056	1043	2392	1069	1249	534	1391	0	24
Hamedan	10772	4582	6190	1389	2684	1993	1607	1190	1865	10	34
Yazd	6946	2687	4259	866	1844	1187	860	620	1470	14	85

1. Including day and evening courses.

2. Including graduates from Ma'aref course since the academic year 1380-81.

Source: Ministry of Education.

15. 27. LEARNERS COMPLETED LITERACY MOVEMENT COURSES BY SEX

Year and Ostan	Total			Preliminary		Complementary		Final course		Fifth grade	
	Both sexes	Male	Female	Male	Female	Male	Female	Male	Female	Male	Female
1370.....	1026989	235492	791497	112976	321615	101377	340431	13580	80248	7559	49203
1375.....	622351	87132	535219	46094	223470	29816	172574	7902	96094	3320	43081
1380.....	452141	87426	364715	37675	133295	24402	104557	15635	79132	9714	47731
1385.....	1082367	155851	926516	86105	409240	43966	282157	15309	135806	10471	99313
1386.....	1204125	184781	1019344	100914	460456	58599	329302	17674	147611	7594	81975
1387.....	979895	146963	832932	88063	447694	57706	363518	929	17791	265	3929
1388.....	979895	146963	832932	88063	447694	57706	363518	929	17791	265	3929
1389⁽¹⁾.....	513497	71811	441686	33686	152992	34404	224068	3686	64146	35	480
East Azarbayejan.....	25375	3334	22041	1207	6575	1877	13322	238	2144	12	0
West Azarbayejan.....	30556	4543	26013	1889	9714	2471	15117	183	1182	0	0
Ardebil.....	16559	2870	13689	1127	3045	1483	6845	260	3799	0	0
Esfahan.....	19796	799	18997	411	7256	334	8898	54	2843	0	0
Ilam.....	5942	1100	4842	664	1995	393	2471	43	376	0	0
Bushehr.....	6754	457	6297	183	877	201	1953	73	3467	0	0
Tehran.....	15816	1094	14722	542	5862	552	8105	0	755	0	0
Chaharmahal&Bakhtiyari	7598	196	7402	114	2191	65	3908	17	1303	0	0
South Khorasan.....	4611	514	4097	289	1604	197	2161	28	332	0	0
Khorasan-e-Razavi	43540	6606	36934	3151	11860	3357	18384	98	6690	0	0
North Khorasan.....	10714	1286	9428	583	3021	703	5238	0	1169	0	0
Khuzestan.....	41699	7693	34006	3913	13017	3594	17173	186	3816	0	0
Zanjan.....	9362	640	8722	310	2432	319	4757	11	1533	0	0
Semnan.....	582	31	551	15	181	16	268	0	102	0	0
Sistan&Baluchestan.....	58717	11599	47118	5662	16782	5633	24426	304	5910	0	0
Fars.....	21422	2320	19102	677	2591	900	6905	743	9606	0	0
Qazvin.....	9214	809	8405	384	3612	410	3951	15	842	0	0
Qom.....	8841	911	7930	460	3101	317	3263	134	1566	0	0
Kordestan.....	29003	3807	25196	1816	10213	1980	14569	11	414	0	0
Kerman.....	20401	3963	16438	2079	6873	1803	8069	81	1496	0	0
Kermanshah.....	13237	1283	11954	637	5152	547	5812	99	990	0	0
Kohgiluyeh&Boyerahmad..	12386	1804	10582	737	2528	861	5575	206	2479	0	0
Golestan.....	9760	1228	8532	503	3381	725	5151	0	0	0	0
Gilan.....	17199	2961	14238	1262	4927	1271	6099	428	3212	0	0
Lorestan.....	21753	4029	17724	1971	7974	1936	9232	122	518	0	0
Mazandaran.....	16531	1878	14653	1001	5951	619	6038	235	2184	23	480
Markazi.....	4103	195	3908	132	1172	63	2129	0	607	0	0
Hormozgan.....	16548	2826	13722	1467	5973	1359	7746	0	3	0	0
Hamedan.....	12374	698	11676	261	2395	320	5363	117	3918	0	0
Yazd.....	3104	337	2767	239	737	98	1140	0	890	0	0

1. Literacy Movement Organization accessed the people's personal information through the Databank of Targeted Subsidies in the second half of the year 138. Comparing the performance of the second half of the year 1389 of the Organization with the number of the illiterate people in the mentioned Databank shows that a number of people were literate; therefore they were crossed out from the literacy classes.

Source: Literacy Movement Organization.

15. 28. TEACHING AND CLERICAL STAFF OF TEACHER TRAINING COURSES

Academic year	Teaching	Clerical
1375-76.....	1950	2640
1380-81.....	1176	2052
1385-86.....	1071	1788
1386-87.....	890	1466
1387-88.....	881	1411
1388-89.....	751	1526
1389-90.....	721	1460
1390-91.....	831	1093

Source: Ministry of Education.

15. 29. STUDENTS AND TEACHER TRAINING CENTRES

Academic year and Ostan	Students			Centre
	Both sexes	Male	Female	
1375-76.....	16011	8447	7564	100
1380-81.....	11762	6267	5495	92
1385-86.....	13665	7771	5894	77
1386-87.....	18858	11554	7304	97
1387-88.....	9945	5663	4282	117
1388-89.....	4880	2551	2329	96
1389-90.....	30579	15358	15221	96
1390-91.....	35605	16740	18865	98
East Azarbayejan.....	1163	524	639	2
West Azarbayejan.....	1042	642	400	4
Ardebil.....	620	304	316	3
Esfahan.....	1848	809	1039	5
Alborz.....	496	164	332	2
Ilam.....	555	234	321	2
Bushehr.....	660	315	345	2
Tehran.....	2992	983	2009	9
Chaharmahal&Bakhtiyari.....	382	172	210	3
South Khorasan.....	696	326	370	3
Khorasan-e-Razavi.....	3047	1435	1612	6
North Khorasan.....	528	269	259	2
Khuzestan.....	2848	1565	1283	7
Zanjan.....	659	361	298	2
Semnan.....	175	70	105	2
Sistan&Baluchestan.....	1525	749	776	2
Fars.....	2668	1405	1263	6
Qazvin.....	585	258	327	2
Qom.....	1068	453	615	3
Kordestan.....	1135	526	609	2
Kerman.....	1271	629	642	2
Kermanshah.....	1393	594	799	2
Kohgiluyeh&Boyerahmad.....	430	238	192	2
Golestan.....	994	393	601	3
Gilan.....	1097	490	607	2
Lorestan.....	861	502	359	4
Mazandaran.....	1173	480	693	6
Markazi.....	738	322	416	2
Hormozgan.....	1321	730	591	2
Hamedan.....	1027	471	556	2
Yazd.....	608	327	281	2

Source: Ministry of Education.

15. 30. FULL-TIME AND PART-TIME TEACHING STAFF OF UNIVERSITIES AND HIGHER EDUCATION CENTRES⁽¹⁾ BY SEX

Academic year and Ostan	Both sexes	Male	Female
1375-76.....	40477	33306	7171
1380-81.....	54969	44899	10070
1385-86 ⁽²⁾	82935	66358	16579
1386-87 ^(2,3)	87248	59568	15500
1387-88 ⁽²⁾	102152	79914	22238
1388-89 ⁽²⁾	111880	88316	23564
1389-90 ⁽²⁾	142279	109228	33051
1390-91⁽⁴⁾.....	171271	123718	47553
East Azarbayejan.....	5351	4413	938
West Azarbayejan.....	3253	2649	604
Ardebil.....	1416	1228	188
Esfahan.....	8497	6410	2087
Alborz.....	2351	1807	544
Ilam.....	1020	820	200
Bushehr.....	1181	870	311
Tehran.....	24609	18645	5964
Chaharmahal&Bakhtiari.....	1402	1094	308
South Khorasan.....	1677	1259	418
Khorasan-e-Razavi.....	8803	6841	1962
North Khorasan.....	1026	805	221
Khuzestan.....	3067	2420	647
Zanjan.....	1904	1541	363
Semnan.....	3222	2519	703
Sistan&Baluchestan.....	2085	1679	406
Fars.....	5473	4122	1351
Qazvin.....	3362	2486	876
Qom.....	2371	2028	343
Kordestan.....	1127	977	150
Kerman.....	4298	3216	1082
Kermanshah.....	2120	1645	475
Kohgiluyeh&Boyerahmad.....	908	755	153
Golestan.....	2443	1910	533
Gilan.....	3421	2636	785
Lorestan.....	2558	1967	591
Mazandaran.....	8909	6898	2011
Markazi.....	2544	1832	712
Hormozgan.....	1260	951	309
Hamedan.....	2471	1904	567
Yazd.....	3149	2469	680

1. Excluding Islamic Azad University.

2. Revised figures.

3. Comprehensive University of Applied Sciences and Technology has not presented the statistics by gender and has included them in the total only.

4. Difference between the total and sum of parts is due to the inclusion in the total of part time teaching staff of higher education institutes by Payam-e-Noor University.

Source: Ministry of Science, Research and Technology.

15. 31. FULL-TIME AND PART-TIME TEACHING STAFF OF UNIVERSITIES AND HIGHER EDUCATION CENTRES⁽¹⁾ BY SCIENTIFIC RANKING

Academic year and Ostan	Total	Faculty member					Non-faculty staff
		Full professor	Associate professor	Assistant professor	Lecturer	Assistant lecturer	
1375-76.....	40477	907	1923	9661	14059	1100	12827
1380-81.....	54969	1344	2596	14379	16055	948	19647
1385-86 ⁽²⁾	82935	2146	3983	18737	20197	1254	36618
1386-87 ⁽²⁾	87248	1993	3790	19901	34357	738	26469
1387-88 ⁽²⁾	102152	2225	4509	19681	23612	889	51236
1388-89 ⁽²⁾	111880	2411	5502	21188	24188	1550	57041
1389-90 ⁽²⁾	142279	2768	5994	22879	24682	1634	84322
1390-91⁽³⁾.....	171271	2789	6315	22585	17470	2288	119824
East Azarbayejan.....	5351	131	373	1050	663	139	2995
West Azarbayejan.....	3253	86	145	761	453	103	1705
Ardebil.....	1416	3	23	243	211	52	884
Esfahan.....	8497	222	568	1536	1629	173	4369
Alborz.....	2351	101	154	440	217	30	1409
Ilam.....	1020	0	2	149	118	46	705
Bushehr.....	1181	2	8	189	190	29	763
Tehran.....	24609	1324	2555	6576	2760	230	11164
Chaharmahal&Bakhtiyari.....	1402	5	46	270	70	56	955
South Khorasan.....	1677	3	49	400	208	46	971
Khorasan-e-Razavi.....	8803	202	406	1061	1232	172	5730
North Khorasan.....	1026	0	0	38	210	41	737
Khuzestan.....	3067	105	217	687	514	104	1440
Zanjan.....	1904	14	48	412	446	24	960
Semnan.....	3222	29	123	854	687	55	1474
Sistan&Baluchestan.....	2085	21	98	421	572	31	942
Fars.....	5473	212	338	883	780	145	3115
Qazvin.....	3362	11	53	374	504	46	2374
Qom.....	2371	21	67	482	334	23	1444
Kordestan.....	1127	1	25	249	112	50	690
Kerman.....	4298	65	184	752	682	99	2516
Kermanshah.....	2120	16	66	442	234	80	1282
Kohgiluyeh&Boyerahmad.....	908	0	12	196	99	19	582
Golestan.....	2443	11	65	327	528	27	1485
Gilan.....	3421	23	101	553	344	51	2349
Lorestan.....	2558	7	36	411	630	80	1394
Mazandaran.....	8909	70	211	920	1738	64	5906
Markazi.....	2544	7	24	374	487	66	1586
Hormozgan.....	1260	3	16	225	162	32	822
Hamedan.....	2471	29	101	529	303	79	1430
Yazd.....	3149	13	92	446	284	94	2220

1. Excluding Islamic Azad University and Universities.

2. Revised figures.

3. Difference between the total and sum of parts is due to the inclusion in the total of the part time teaching staff of the Higher education institutes by Payam-e-Noor University.

Source: Ministry of Science, Research and Technology.

15. 32. TEACHING STAFF^(1,2) OF ISLAMIC AZAD UNIVERSITY BY SEX

Academic year and Ostan	Both sexes	Male	Female
1375-76.....	18228	15943	2285
1380-81.....	24266	20509	3757
1385-86.....	51993	40983	11010
1386-87.....	56255	43805	12450
1387-88 ⁽³⁾	64642	50052	14590
1388-89 ⁽³⁾	71931	54786	17145
1389-90.....	79780	58497	21283
1390-91.....	82113	59791	22322
East Azarbayejan.....	6429	4864	1565
West Azarbayejan.....	2255	1807	448
Ardebil.....	1463	1224	239
Esfahan.....	5581	3999	1582
Alborz.....	1840	1270	570
Ilam.....	569	449	120
Bushehr.....	755	611	144
Tehran.....	15450	10163	5287
Chaharmahal&Bakhtiyari.....	820	575	245
South Khorasan.....	690	551	139
Khorasan-e-Razavi.....	3778	2764	1014
North Khorasan.....	630	467	163
Khuzestan.....	5533	4095	1438
Zanjan.....	1550	1154	396
Semnan.....	1711	1287	424
Sistan&Baluchestan.....	1131	886	245
Fars.....	5787	4152	1635
Qazvin.....	1896	1430	466
Qom.....	441	320	121
Kordestan.....	919	733	186
Kerman.....	2540	1739	801
Kermanshah.....	1229	960	269
Kohgiluyeh&Boyerahmad.....	993	816	177
Golestan.....	1474	1085	389
Gilan.....	2775	2015	760
Lorestan.....	1847	1377	470
Mazandaran.....	4132	3040	1092
Markazi.....	3524	2638	886
Hormozgan.....	1100	787	313
Hamedan.....	1690	1266	424
Yazd.....	1581	1267	314

1. Including full-time, part-time, contract, and fellow staff.

2. Including a number of teaching staff of universities and higher education institutes covered by the Ministry of Science, Research and Technology who work with the Islamic Azad University.

3. Excluding overseas branches.

Source: Islamic Azad University.

15. 33. TEACHING STAFF^(1,2) OF ISLAMIC AZAD UNIVERSITY BY RANK

Academic year and Ostan	Total	Faculty member					Non-faculty staff
		Full professor	Associate professor	Assistant professor	Lecturer	Assistant lecturer	
1375-76.....	⁽³⁾ 18228	374	712	3184	13163	0	×
1380-81.....	24266	723	514	3737	15743	877	2672
1385-86.....	51993	680	726	6694	33195	2920	7778
1386-87.....	56255	647	761	7262	35731	3152	8702
1387-88 ⁽⁴⁾	64642	636	743	7580	39496	3830	12357
1388-89 ⁽⁴⁾	71931	764	950	9505	43054	3559	14099
1389-90.....	79780	769	1106	11195	49190	2935	14585
1390-91.....	82113	770	1252	12360	50160	2599	14972
East Azarbayejan.....	6429	66	121	918	4658	294	372
West Azarbayejan.....	2255	13	12	221	1450	103	456
Ardebil.....	1463	18	12	212	1013	74	134
Esfahan.....	5581	50	98	760	2876	81	1716
Alborz.....	1840	36	53	275	309	6	1161
Ilam.....	569	0	2	31	341	8	187
Bushehr.....	755	2	0	69	586	14	84
Tehran.....	15450	350	539	3672	7675	101	3113
Chaharmahal&Bakhtiyari	820	7	11	84	683	29	6
South Khorasan.....	690	0	9	76	392	10	203
Khorasan-e-Razavi.....	3778	42	40	436	2169	246	845
North Khorasan.....	630	4	1	56	442	59	68
Khuzestan.....	5533	19	28	449	4111	246	680
Zanjan.....	1550	2	15	175	1141	30	187
Semnan.....	1711	28	19	438	968	17	241
Sistan&Baluchestan.....	1131	1	17	122	581	55	355
Fars.....	5787	46	31	634	4473	251	352
Qazvin.....	1896	16	37	390	1399	46	8
Qom.....	441	4	10	85	111	0	231
Kordestan.....	919	1	4	116	415	25	358
Kerman.....	2540	19	25	427	1332	105	632
Kermanshah.....	1229	2	4	200	848	21	154
Kohgiluyeh&Boyerahmad	993	1	5	54	733	19	181
Golestan.....	1474	5	6	130	1086	43	204
Gilan.....	2775	9	37	331	1495	45	858
Lorestan.....	1847	2	9	238	1234	88	276
Mazandaran.....	4132	7	43	695	2310	165	912
Markazi.....	3524	9	39	563	2601	238	74
Hormozgan.....	1100	6	1	91	662	84	256
Hamedan.....	1690	1	10	169	1133	43	334
Yazd.....	1581	4	14	243	933	53	334

1. Including full-time, part-time, contract and fellow teaching staff.

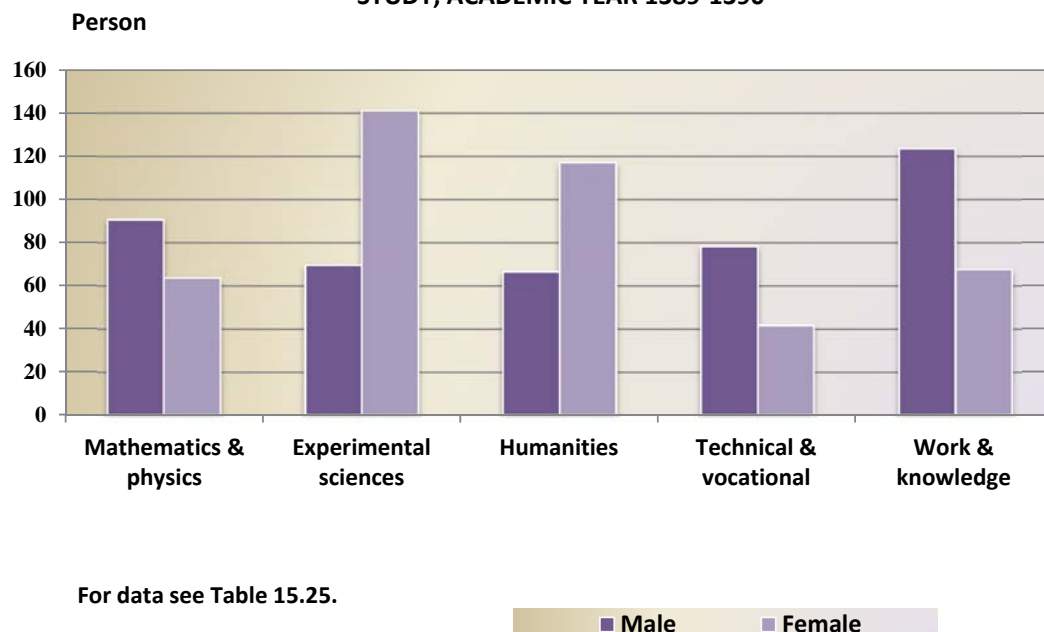
2. Including a number of teaching staff of universities and higher education institutes covered by the Ministry of Science,

3. Including 795 fellow teaching staff who are not faculty members and are included in the total.

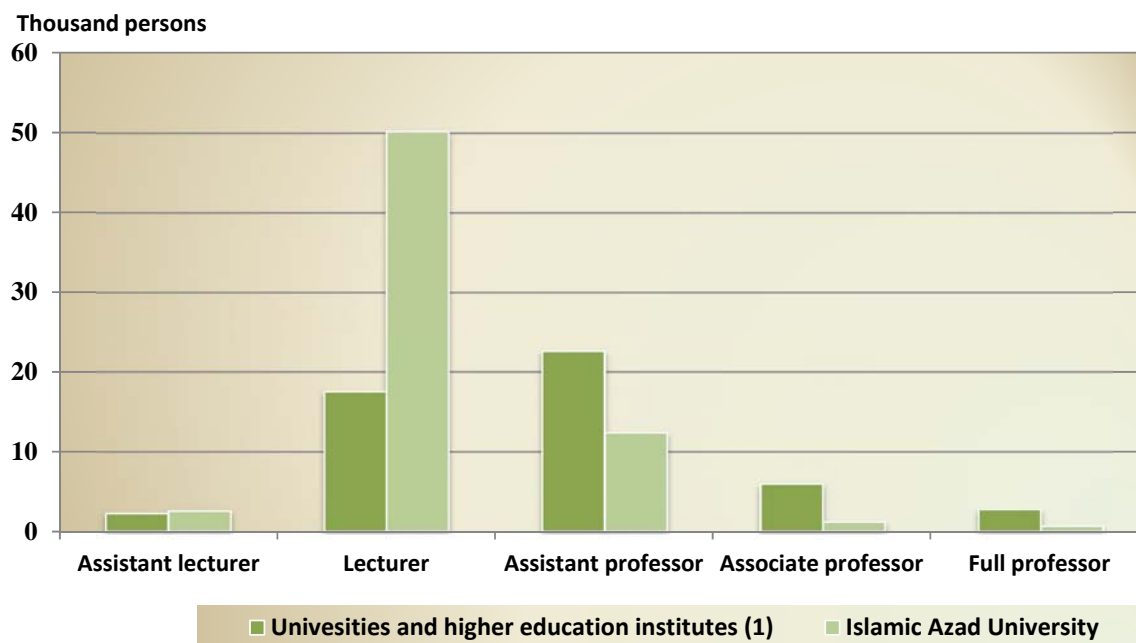
4. Excluding overseas branches.

Source: Islamic Azad University.

15.3. GENERAL UPPER SECONDARY SCHOOL GRADUATES BY SEX AND FIELD OF STUDY, ACADEMIC YEAR 1389-1390



15.4. TEACHING STAFF BYRANK, ACADEMIC YEAR 1390-1391



(1) Excluding teaching staff of universities of the Ministry of Health and Medical Education.

15. 34. STUDENTS ENROLLED AT THE UNIVERSITIES AND HIGHER EDUCATION INSTITUTES^(1,2) BY SEX

Academic year and Ostan	Both sexes	Male	Female
1375-76.....	158056	90600	67456
1380-81.....	205026	98589	106437
1385-86 ⁽³⁾	237323	119840	117483
1386-87.....	655797	262862	392935
1387-88.....	598790	274617	324173
1388-89.....	822852	408561	414291
1389-90.....	739965	355092	384873
1390-91.....	837582	406701	430881
East Azarbayejan.....	41917	22158	19759
West Azarbayejan.....	26677	13514	13163
Ardebil.....	14417	7036	7381
Esfahan.....	65611	31461	34150
Alborz.....	19471	8073	11398
Ilam.....	10835	5082	5753
Bushehr.....	11873	5898	5975
Tehran.....	118106	56941	61165
Chaharmahal&Bakhtiyari.....	10983	4655	6328
South Khorasan.....	8685	4179	4506
Khorasan-e-Razavi.....	63060	32079	30981
North Khorasan.....	8748	4183	4565
Khuzestan.....	33986	14074	19912
Zanjan.....	14551	7374	7177
Semnan.....	21806	10993	10813
Sistan&Baluchestan.....	19573	9979	9594
Fars.....	43459	18838	24621
Qazvin.....	28397	14143	14254
Qom.....	16079	8818	7261
Kordestan.....	11167	5373	5794
Kerman.....	33317	15306	18011
Kermanshah.....	17002	7843	9159
Kohgiluyeh&Boyerahmad.....	8549	3977	4572
Golestan.....	19868	9767	10101
Gilan.....	27183	13351	13832
Lorestan.....	18843	8423	10420
Mazandaran.....	52226	27587	24639
Markazi.....	18992	10065	8927
Hormozgan.....	12787	6027	6760
Hamedan.....	20754	9840	10914
Yazd.....	18660	9664	8996

1. Including those enrolled on the evening and comparative courses. As of the academic year 1380-81 comparative courses were crossed out.

2. Excluding Islamic Azad University.

3. Excluding Payam-e-Noor university.

Source: Ministry of Science, Research and Technology.

15. 35. STUDENTS ENROLLED TO THE ISLAMIC AZAD UNIVERSITY BY SEX

Academic year and Ostan	Both sexes	Male	Female
1375-76.....	148745	82845	65900
1380-81.....	172810	86241	86569
1385-86.....	310187	000	000
1386-87.....	298342	000	000
1387-88.....	353676	000	000
1388-89.....	443592	277511	166081
1389-90.....	489780	302856	186924
1390-91.....	442956	268747	174209
East Azarbayejan.....	22352	14884	7468
West Azarbayejan.....	11402	7429	3973
Ardebil.....	7302	4688	2614
Esfahan.....	26329	16521	9808
Alborz.....	10321	5187	5134
Ilam.....	3961	2753	1208
Bushehr.....	7147	4841	2306
Tehran.....	88349	45501	42848
Chaharmahal&Bakhtiari.....	4413	2915	1498
South Khorasan.....	3348	2248	1100
Khorasan-e-Razavi.....	18567	10902	7665
North Khorasan.....	2922	1793	1129
Khuzestan.....	37992	24779	13213
Zanjan.....	7234	4489	2745
Semnan.....	10495	6666	3829
Sistan&Baluchestan.....	7146	4448	2698
Fars.....	29183	17895	11288
Qazvin.....	13059	8297	4762
Qom.....	1842	930	912
Kordestan.....	6020	3845	2175
Kerman.....	12733	7914	4819
Kermanshah.....	8171	5146	3025
Kohgiluyeh&Boyerahmad.....	5913	4015	1898
Golestan.....	7615	4710	2905
Gilan.....	13981	8276	5705
Lorestan.....	12467	8327	4140
Mazandaran.....	21376	12423	8953
Markazi.....	15583	10685	4898
Hormozgan.....	10386	6407	3979
Hamedan.....	7935	5038	2897
Yazd.....	7412	4795	2617

Source: Islamic Azad University.

15. 36. STUDENTS AT UNIVERSITIES AND HIGHER EDUCATION INSTITUTES⁽¹⁾ BY BROAD FIELD OF STUDY AND SEX

Academic year and broad field of study	All degrees			Associate's			Bachelor's		
	Both sexes	Male	Female	Both sexes	Male	Female	Both sexes	Male	Female
1375-76.....	579070	369907	209163	85165	58209	26956	418692	257327	161365
1380-81.....	759870	381505	378365	146389	90302	56087	532525	238509	294016
1385-86.....	1538874	650075	888799	283284	160800	122484	1131538	420798	710740
1386-87.....	2089283	861397	1227886	315178	167748	147430	1624640	611169	1013471
1387-88.....	1957867	821844	1136023	332301	191806	140495	1455015	536774	918241
1388-89.....	2330850	1035705	1295145	629131	362008	267123	1500685	566461	934224
1389-90.....	2580403	1138142	1442261	651776	373428	278348	1697601	645125	1052476
1390-91.....	2828265	1251963	1576302	662471	381625	280846	1876303	723706	1152597
Medicine.....	135100	50033	85067	6702	4271	2431	63915	18209	45706
Humanities.....	1390975	492584	898391	250517	112000	138517	1043880	332246	711634
Basic sciences.....	218750	67999	150751	1468	648	820	175058	51685	123373
Technical and engineering	755963	510592	245371	291258	213655	77603	409574	255991	153583
Agriculture and veterinary	187997	84354	103643	31634	22521	9113	132259	50474	81785
Arts.....	139480	46401	93079	80892	28530	52362	51617	15101	36516

Academic year and broad field of study	Master's			Professional doctorate			Speciality doctorate		
	Both sexes	Male	Female	Both sexes	Male	Female	Both sexes	Male	Female
1375-76.....	26832	22061	4771	39837	26533	13304	8544	5777	2767
1380-81.....	35481	26440	9041	34093	17574	16519	11382	8680	2702
1385-86.....	76406	43623	32783	29455	12842	16613	18191	12012	6179
1386-87.....	94102	53239	40863	32139	13644	18495	23224	15597	7627
1387-88.....	108667	60701	47966	35054	14378	20676	26830	18185	8645
1388-89.....	132797	71756	61041	37775	15414	22361	30462	20066	10396
1389-90.....	155494	81323	74171	40792	16248	24544	34740	22018	12722
1390-91.....	206608	104591	102017	42888	17270	25618	39995	24771	15224
Medicine.....	9537	3511	6026	39541	15883	23658	15405	8159	7246
Humanities.....	88523	42574	45949	0	0	0	8055	5764	2291
Basic sciences.....	36389	12698	23691	0	0	0	5835	2968	2867
Technical and engineering	48077	35332	12745	0	0	0	7054	5614	1440
Agriculture and veterinary	17552	7970	9582	3347	1387	1960	3205	2002	1203
Arts.....	6530	2506	4024	0	0	0	441	264	177

1. Excluding Islamic Azad University.

Source: Ministry of Science, Research and Technology.

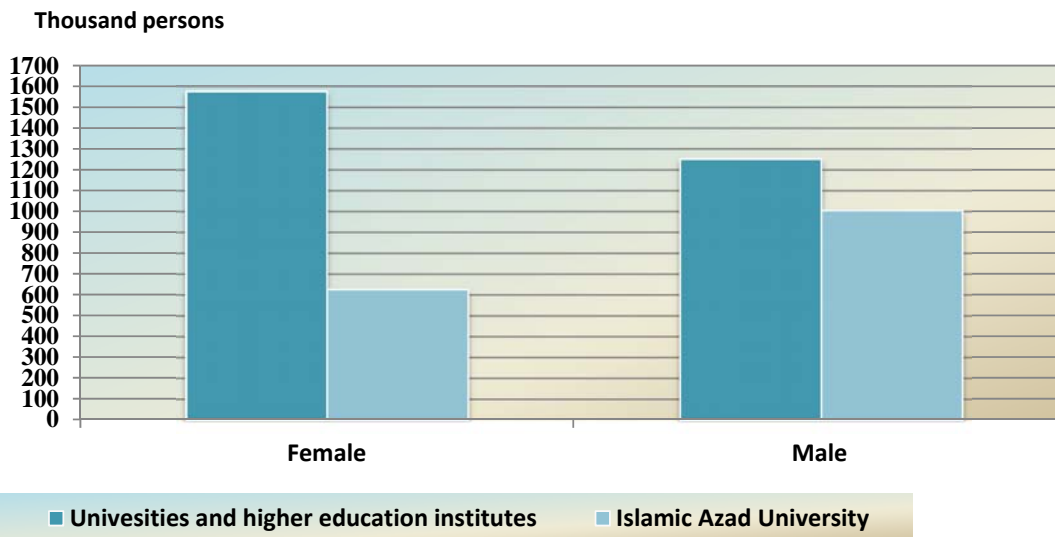
15. 37. STUDENTS OF ISLAMIC AZAD UNIVERSITY BY BROAD FIELD OF STUDY, SEX AND ACADEMIC LEVEL

Academic year and broad field of study	All degrees			Associate's			Bachelor's		
	Both sexes	Male	Female	Both sexes	Male	Female	Both sexes	Male	Female
1375-76.....	613468	362872	250596	67725	37643	30082	517522	305478	212044
1380-81.....	806639	416571	390068	200207	107419	92788	568934	285515	283419
1385-86.....	1289637	696199	593438	453446	266869	186577	779308	396049	383259
1386-87.....	1302569	734619	567950	451704	281690	170014	783158	413547	369611
1387-88.....	1391509	819138	572371	434283	290068	144215	865170	478041	387129
1388-89.....	1460028	880451	579577	405719	281413	124306	932045	532882	399163
1389-90.....	1536190	940576	595614	401310	283675	117635	983216	575310	407906
1390-91.....	1631022	1004639	626383	366917	264329	102588	1046632	620512	426120
Medicine	59158	10433	48725	3683	986	2697	46889	7121	39768
Humanities	596867	301713	295154	110394	60433	49961	366889	178037	188852
Basic sciences	98190	29734	68456	1343	285	1058	75208	21971	53237
Technical and engineering	737871	598495	139376	233229	193650	39579	468332	377025	91307
Agriculture and veterinary	74082	39378	34704	2674	1865	809	46366	21274	25092
Arts.....	64854	24886	39968	15594	7110	8484	42948	15084	27864

Academic year and broad field of study	Master's			Professional and speciality doctorate		
	Both sexes	Male	Female	Both sexes	Male	Female
1375-76.....	18070	13209	4861	10151	6542	3609
1380-81.....	24974	15929	9045	12524	7708	4816
1385-86.....	41464	24718	16746	15419	8563	6856
1386-87.....	52503	31038	21465	15204	8344	6860
1387-88.....	74759	41855	32904	17297	9174	8123
1388-89.....	105806	57380	48426	16458	8776	7682
1389-90.....	135185	72970	62215	16479	8621	7858
1390-91.....	199560	110417	89143	17913	9381	8532
Medicine.....	409	158	251	8177	2168	6009
Humanities	116855	61650	55205	2729	1593	1136
Basic sciences	20513	6999	13514	1126	479	647
Technical and engineering	35533	27225	8308	777	595	182
Agriculture and veterinary	20066	11754	8312	4976	4485	491
Arts.....	6184	2631	3553	128	61	67

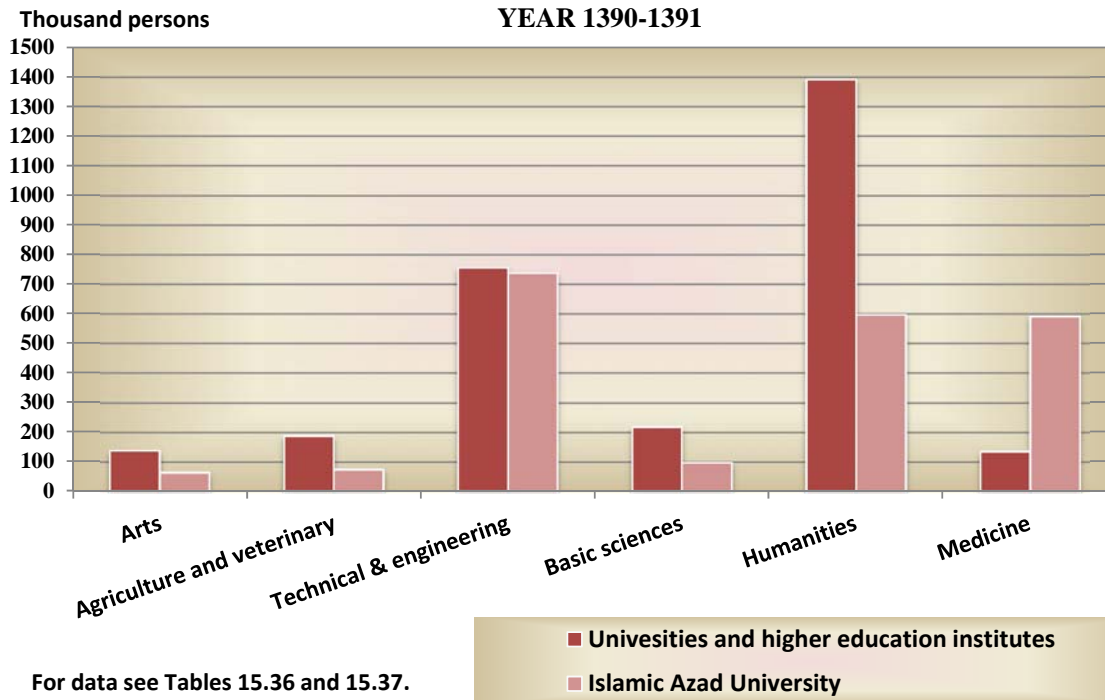
Source: Islamic Azad University.

15.5. STUDENTS AT UNIVERSITIES AND HIGHER EDUCATION INSTITUTES AND ISLAMIC AZAD UNIVERSITY BY SEX, ACADEMIC YEAR 1390-1391



For data see Tables 15.36 and 15.37.

15.6. STUDENTS AT UNIVERSITIES AND HIGHER EDUCATION INSTITUTES AND ISLAMIC AZAD UNIVERSITY BY BROAD FIELD OF STUDY, ACADEMIC YEAR 1390-1391



For data see Tables 15.36 and 15.37.

15. 38. STUDENTS AT UNIVERSITIES AND HIGHER EDUCATION INSTITUTES ⁽¹⁾ BY SEX AND OSTAN, ACADEMIC YEAR 1390-91

Ostan	Both sexes	Male	Female
Total country	2828265	1251963	1576302
East Azarbayejan.....	134222	63716	70506
West Azarbayejan	89696	43518	46178
Ardebil	44397	20122	24275
Esfahan.....	219517	93625	125892
Alborz	66060	25094	40966
Ilam	34733	14251	20482
Bushehr	39213	17022	22191
Tehran	446902	201305	245597
Chaharmahal&Bakhtiari	36876	13960	22916
South Khorasan	33222	14599	18623
Khorasan-e-Razavi.....	201473	91151	110322
North Khorasan	27100	11631	15469
Khuzestan.....	114248	42646	71602
Zanjan	48636	22253	26383
Semnan.....	69120	32403	36717
Sistan&Baluchestan	67615	33208	34407
Fars.....	148595	59607	88988
Qazvin	80444	36096	44348
Qom.....	48897	25097	23800
Kordestan	42994	19769	23225
Kerman.....	115215	48052	67163
Kermanshah	64036	27175	36861
Kohgiluyeh&Boyerahmad	28654	12652	16002
Golestan	62106	28229	33877
Gilan.....	86356	38955	47401
Lorestan.....	60196	23840	36356
Mazandaran.....	172626	83552	89074
Markazi	65172	29785	35387
Hormozgan.....	40980	17228	23752
Hamedan	73643	31489	42154
Yazd.....	65321	29933	35388

1. Excluding Islamic Azad University.

Source: Ministry of Science, Research and Technology.

15. 39. STUDENTS AT ISLAMIC AZAD UNIVERSITY BY SEX AND OSTAN, ACADEMIC YEAR 1390-91

Ostan	Both sexes	Male	Female
Total country	1631022	1004639	626383
East Azarbayejan.....	95057	65092	29965
West Azarbayejan	42755	27799	14956
Ardebil	25896	16784	9112
Esfahan.....	101358	64032	37326
Alborz	37307	18718	18589
Ilam	11561	8171	3390
Bushehr	27034	18831	8203
Tehran	299206	150100	149106
Chaharmahal&Bakhtiari	12980	8735	4245
South Khorasan	11794	8305	3489
Khorasan-e-Razavi.....	69736	41295	28441
North Khorasan	14180	9419	4761
Khuzestan.....	146303	94955	51348
Zanjan	26970	17934	9036
Semnan.....	33398	22266	11132
Sistan&Baluchestan	26645	16722	9923
Fars.....	120384	73469	46915
Qazvin	45890	30602	15288
Qom.....	9073	5172	3901
Kordestan	19760	12515	7245
Kerman.....	50024	31388	18636
Kermanshah	29198	19301	9897
Kohgiluyeh&Boyerahmad	23710	16612	7098
Golestan	29082	18689	10393
Gilan.....	49310	29910	19400
Lorestan.....	38913	25984	12929
Mazandaran.....	86635	53272	33363
Markazi	58019	41353	16666
Hormozgan.....	34660	21240	13420
Hamedan	28078	17649	10429
Yazd	26106	18325	7781

Source: Islamic Azad University.

**15. 40. NUMBER OF GRADUATES FROM UNIVERSITIES AND HIGHER
EDUCATION INSTITUTES BY SEX, AGE AND ACADEMIC LEVEL, 1390 CENSUS**

Sex and age	Total	Associate's	Bachelor's	Master's ⁽¹⁾	Professional and specialty doctorate	Not stated
Both sexes.....	6361291	1903548	3786153	577260	93614	716
16 years and under.....	235	74	21	9	131	0
17-19 years.....	14133	8100	5420	200	389	24
20-24 years.....	720196	301906	405576	10796	1781	137
25-29 years.....	1600542	458881	1010427	125943	5091	200
30-34 years.....	1201064	314845	761941	113445	10721	112
35-39 years.....	838701	181015	561173	84374	12070	69
40-44 years.....	657270	158805	397142	85025	16257	41
45-49 years.....	456052	143405	239318	59319	13972	38
50-54 years.....	344948	141277	157673	35721	10252	25
55-59 years.....	242609	102346	109398	23255	7585	25
60-64 years.....	132688	46828	64797	15964	5080	19
65-69 years.....	76929	27302	36185	9871	3563	8
70-74 years.....	39442	11340	19149	6338	2608	7
75 years and over.....	36480	7424	17933	7000	4112	11
Not specified.....	2	0	0	0	2	0
Male.....	3406093	1075652	1885968	377942	66076	455
16 years and under.....	120	56	12	5	47	0
17-19 years.....	6533	3901	2318	119	182	13
20-24 years.....	312935	149446	157447	5196	779	67
25-29 years.....	702992	235215	402364	62847	2449	117
30-34 years.....	563197	165619	328260	62975	6275	68
35-39 years.....	463234	103465	295952	55982	7789	46
40-44 years.....	408966	96360	238523	62668	11383	32
45-49 years.....	304806	92365	156161	46001	10246	33
50-54 years.....	244044	94819	112640	28705	7860	20
55-59 years.....	177890	70425	82383	19356	5704	22
60-64 years.....	99885	32400	49663	13597	4212	13
65-69 years.....	57507	17006	28946	8509	3039	7
70-74 years.....	33028	8821	16227	5654	2319	7
75 years and over.....	30954	5754	15072	6328	3790	10
Not specified.....	2	0	0	0	2	0
Female.....	2955198	827896	1900185	199318	27538	261
16 years and under.....	115	18	9	4	84	0
17-19 years.....	7600	4199	3102	81	207	11
20-24 years.....	407261	152460	248129	5600	1002	70
25-29 years.....	897550	223666	608063	63096	2642	83
30-34 years.....	637867	149226	433681	50470	4446	44
35-39 years.....	375467	77550	265221	28392	4281	23
40-44 years.....	248304	62445	158619	22357	4874	9
45-49 years.....	151246	51040	83157	13318	3726	5
50-54 years.....	100904	46458	45033	7016	2392	5
55-59 years.....	64719	31921	27015	3899	1881	3
60-64 years.....	32803	14428	15134	2367	868	6
65-69 years.....	19422	10296	7239	1362	524	1
70-74 years.....	6414	2519	2922	684	289	0
75 years and over.....	5526	1670	2861	672	322	1
Not specified.....	0	0	0	0	0	0

1. Including professional doctorate.

Source: Statistical Centre of Iran.

**15. 41. NUMBER OF GRADUATES FROM UNIVERSITIES AND HIGHER
EDUCATION INSTITUTES BY SEX, BROAD FIELD OF STUDY AND ACADEMIC
LEVEL, 1390 CENSUS**

Sex and groups of broad field of study	Total	Associate's	Bachelor's	Master's ⁽¹⁾	Professional and specialty doctorate	Not stated
Both sexes	6361291	1903548	3786153	577260	93614	716
Educational sciences	468732	205257	247684	15597	178	16
Arts and humanities	1007768	253255	669084	79563	5819	47
Social sciences, commerce and law	1729671	397864	1173128	157315	1259	105
Sciences, mathematics and computer..	609563	135059	410054	63626	781	43
Engineering, manufacturing and construction	1489542	615923	760420	111785	1077	337
Agriculture and veterinary	228007	52698	150803	24164	285	57
Health and welfare	371465	130210	222879	16442	1910	24
Services	190587	77925	97879	14588	170	25
Not specified and not stated	265956	35357	54222	94180	82135	62
Male	3406093	1075652	1885968	377942	66076	455
Educational sciences	185135	80936	95872	8229	91	7
Arts and humanities	368774	97417	225010	41783	4541	23
Social sciences, commerce and law	904797	208572	585943	109459	770	53
Sciences, mathematics and computer..	257667	70519	155027	31686	410	25
Engineering, manufacturing and construction	1146668	473853	580383	91347	835	250
Agriculture and veterinary	163203	42551	102925	17464	229	34
Health and welfare	92168	35627	48759	6493	1277	12
Services	114622	45140	58751	10611	108	12
Not specified and not stated	173059	21037	33298	60870	57815	39
Female	2955198	827896	1900185	199318	27538	261
Educational sciences	283597	124321	151812	7368	87	9
Arts and humanities	638994	155838	444074	37780	1278	24
Social sciences, commerce and law	824874	189292	587185	47856	489	52
Sciences, mathematics and computer..	351896	64540	255027	31940	371	18
Engineering, manufacturing and construction	342874	142070	180037	20438	242	87
Agriculture and veterinary	64804	10147	47878	6700	56	23
Health and welfare	279297	94583	174120	9949	633	12
Services	75965	32785	39128	3977	62	13
Not specified and not stated	92897	14320	20924	33310	24320	23

1. Including professional doctorate.

Source: Statistical Centre of Iran.

15. 42. GRADUATES FROM UNIVERSITIES AND HIGHER EDUCATION INSTITUTES⁽¹⁾ BY BROAD FIELD OF STUDY AND SEX

Academic year and broad field of study	All degrees			Associate's			Bachelor's		
	Both sexes	Male	Female	Both sexes	Male	Female	Both sexes	Male	Female
1370-71.....	52353	35777	16576	12836	10505	2331	35515	19378	12137
1375-76.....	83882	55521	28361	21432	14163	7269	49163	31707	17456
1380-81.....	127117	71080	56037	39277	25193	14084	74560	36514	38046
1385-86 ⁽²⁾	178249	79994	98255	51856	24603	27253	103507	41645	61862
1386-87.....	275984	123433	152551	81258	43524	37734	166530	63944	102586
1387-88 ⁽³⁾	567415	284054	283361	336473	179929	156544	202873	87663	115210
1388-89 ^(2,4)	328743	127432	131670	154342	54102	36166	142690	56183	80940
1389-90 ⁽⁴⁾	329851	128379	131831	134894	43274	27546	159931	66026	88338
Medicine.....	17691	6843	10488	3080	1657	1063	8825	2616	6209
Humanities.....	133768	40389	66453	43979	7071	11459	78508	27109	49922
Basic sciences.....	22969	7704	15247	279	138	127	16837	5217	11616
Technical and engineering.....	110354	59151	20229	63426	28631	6812	39018	24573	11454
Agriculture and veterinary.....	21220	9232	9019	5870	2459	1010	12132	5188	6376
Arts.....	23849	5060	10395	18260	3318	7075	4611	1323	2761

Academic year and broad field of study	Master's			Professional doctorate			Speciality doctorate		
	Both sexes	Male	Female	Both sexes	Male	Female	Both sexes	Male	Female
1370-71.....	3606	2951	655	3795	2533	1262	601	410	191
1375-76.....	5939	4831	1108	5789	3957	1832	1559	863	696
1380-81.....	7066	5285	1781	4347	2775	1572	1867	1313	554
1385-86 ⁽²⁾	15688	9715	5973	4370	2180	2190	2828	1851	977
1386-87.....	18360	10626	7734	5861	2657	3204	3975	2682	1293
1387-88 ⁽³⁾	21093	12464	8629	3568	1607	1961	3408	2391	1017
1388-89 ^(2,4)	23688	12721	10967	3680	1472	2208	4343	2954	1389
1389-90 ⁽⁴⁾	27870	15229	12641	3416	1337	2079	3740	2513	1227
Medicine.....	935	300	635	3099	1208	1891	1752	1062	690
Humanities.....	10552	5645	4907	0	0	0	729	564	165
Basic sciences.....	5374	2060	3314	0	0	0	479	289	190
Technical and engineering.....	7505	5598	1907	0	0	0	405	349	56
Agriculture and veterinary.....	2570	1237	1333	317	129	188	331	219	112
Arts.....	934	389	545	0	0	0	44	30	14

1. Excluding Islamic Azad University.

2. Revised figures.

3. Comprehensive University of Applied Science and Technology has presented the statistics of graduates in a cumulative form for the previous years.

4. Statistics are not presented by gender by the University of Applied Science and Technology and is presented in the total.

Source: Ministry of Science, Research and Technology.

15. 43. ISLAMIC AZAD UNIVERSITY GRADUATES BY BROAD FIELD OF STUDY AND SEX

Academic year and broad field of study	All degrees			Associate's			Bachelor's		
	Both sexes	Male	Female	Both sexes	Male	Female	Both sexes	Male	Female
1370-71.....	32210	22723	9487	14636	10630	4006	17324	11888	5436
1375-76.....	65303	36621	28682	10075	4446	5629	52946	30414	22532
1380-81.....	103078	55181	47897	29682	14909	14773	70546	38341	32205
1385-86.....	170369	87114	83255	74153	41007	33146	89370	42029	47341
1386-87.....	182762	96900	85862	75464	43627	31837	99575	48730	50845
1387-88.....	201702	113692	88010	83184	50840	32344	110998	58238	52760
1388-89.....	273706	162325	111381	101880	68844	33036	154861	83777	71084
1389-90.....	297708	182052	115656	134149	87917	46232	147209	85265	61944
Medicine.....	9463	2899	6564	2895	1167	1728	3069	403	2666
Humanities.....	125134	61453	63681	46695	23022	23673	70172	33800	36372
Basic sciences.....	13921	4005	9916	1311	439	872	10970	2969	8001
Technical and engineering	129146	103336	25810	77624	60326	17298	49786	41554	8232
Agriculture and veterinary	12412	7130	5282	1919	1416	503	9617	5010	4607
Arts.....	7632	3229	4403	3705	1547	2158	3595	1529	2066

Academic year and broad field of study	Master's			Professional and speciality doctorate		
	Both sexes	Male	Female	Both sexes	Male	Female
1370-71.....	208	171	37	42	34	8
1375-76.....	1865	1407	458	417	354	63
1380-81.....	2042	1396	646	808	535	273
1385-86.....	5473	3354	2119	1373	724	649
1386-87.....	6283	3766	2517	1440	777	663
1387-88.....	6360	4021	2339	1160	593	567
1388-89.....	15073	8747	6326	1892	957	935
1389-90.....	12558	7236	5322	3792	1634	2158
Medicine.....	60	16	44	3439	1313	2126
Humanities.....	8204	4580	3624	63	51	12
Basic sciences.....	1605	580	1025	35	17	18
Technical and engineering	1733	1453	280	3	3	0
Agriculture and veterinary	624	454	170	252	250	2
Arts.....	332	153	179	0	0	0

Source: Islamic Azad University.

15. 44. GRADUATES⁽¹⁾ FROM UNIVERSITIES AND HIGHER EDUCATION INSTITUTES BY SEX AND OSTAN, ACADEMIC YEAR 1389-90

Ostan	Total ⁽²⁾	Male	Female
Total country	329851	128379	131831
East Azarbayejan.....	17323	7543	6958
West Azarbayejan	9198	4335	4307
Ardebil	5823	2315	2603
Esfahan.....	24734	10124	10907
Alborz	6067	1951	2429
Ilam	3704	1406	1958
Bushehr	2817	877	1179
Tehran	66382	19092	18588
Chaharmahal&Bakhtiari	3794	1501	1398
South Khorasan	2592	988	1243
Khorasan-e-Razavi.....	24623	10304	9990
North Khorasan	2640	1262	1195
Khuzestan	9103	3897	4589
Zanjan	4951	2160	2000
Semnan.....	6784	3046	3338
Sistan&Baluchestan	7374	3243	3741
Fars	17198	6459	7872
Qazvin	11082	3465	5284
Qom	5485	2206	1733
Kordestan	4277	1843	1819
Kerman	12054	5619	5487
Kermanshah	6284	2664	2767
Kohgiluyeh&Boyerahmad	2246	887	919
Golestan	7379	3335	3339
Gilan.....	10980	4613	4216
Lorestan.....	5069	1856	2203
Mazandaran.....	23883	10593	8779
Markazi	7474	2826	3188
Hormozgan.....	4991	1487	1809
Hamedan	6709	3255	3181
Yazd	6831	3227	2812

1. Excluding Islamic Azad University.

2. Comprehensive University of Applied Science and Technology has presented the statistics of graduates in a cumulative form for the previous years.

Source: Ministry of Science, Research and Technology.

15. 45. GRADUATES FROM ISLAMIC AZAD UNIVERSITY BY SEX AND OSTAN, ACADEMIC YEAR 1389-90

Ostan	Both sexes	Male	Female
Total country	297708	182052	115656
East Azarbayejan.....	17301	12165	5136
West Azarbayejan	7080	4719	2361
Ardebil	4573	2845	1728
Esfahan.....	15775	10378	5397
Alborz	8452	4251	4201
Ilam	4430	2693	1737
Bushehr	6696	4767	1929
Tehran	54170	25095	29075
Chaharmahal&Bakhtiyari	3516	2300	1216
South Khorasan	4219	3008	1211
Khorasan-e-Razavi.....	13787	7841	5946
North Khorasan	2383	1482	901
Khuzestan	23515	14799	8716
Zanjan	4844	3241	1603
Semnan.....	6934	4687	2247
Sistan&Baluchestan	5267	2879	2388
Fars	18767	12174	6593
Qazvin	6932	4826	2106
Qom	1370	871	499
Kordestan	3882	2120	1762
Kerman	9785	5765	4020
Kermanshah	4626	2905	1721
Kohgiluyeh&Boyerahmad	5284	3684	1600
Golestan	5712	3723	1989
Gilan.....	10390	5943	4447
Lorestan.....	7595	5451	2144
Mazandaran.....	16827	11068	5759
Markazi	11543	8361	3182
Hormozgan.....	3323	2005	1318
Hamedan	4725	2895	1830
Yazd	4005	3111	894

Source: Islamic Azad University.

15. 46. PERMANENT CENTRES OF TECHNICAL AND VOCATIONAL TRAINING ORGANIZATION

Year and Ostan	Both sexes ⁽¹⁾	For men	For women
1375.....	140	109	31
1380.....	474	236	197
1385.....	541	227	160
1386.....	572	256	168
1387.....	588	265	175
1388.....	586	284	152
1389.....	596	296	155
1390.....	595	295	156
East Azarbayejan.....	32	15	10
West Azarbayejan.....	18	7	6
Ardebil.....	25	9	4
Esfahan.....	50	17	13
Alborz.....	8	5	2
Ilam.....	12	6	1
Bushehr.....	11	5	1
Tehran.....	24	17	7
Chaharmahal&Bakhtiari.....	12	2	3
South Khorasan.....	11	7	3
Khorasan-e-Razavi.....	44	21	13
North Khorasan.....	8	4	0
Khuzestan.....	44	25	16
Zanjan.....	12	3	4
Semnan.....	14	6	5
Sistan&Baluchestan.....	21	10	8
Fars.....	40	21	14
Qazvin.....	12	6	4
Qom.....	6	4	2
Kordestan.....	10	3	1
Kerman.....	20	13	2
Kermanshah.....	19	14	1
Kohgiluyeh&Boyerahmad.....	10	4	3
Golestan.....	14	8	2
Gilan.....	22	13	4
Lorestan.....	16	9	5
Mazandaran.....	19	9	2
Markazi.....	18	9	9
Hormozgan.....	11	9	1
Hamedan.....	19	10	7
Yazd.....	13	4	3

1. Difference between the total and sum of parts is due to the permanent centres used for both sexes and is included in the total only.

Source: Ministry of Cooperatives, Labour and Social Welfare.

15. 47. PERMANENT AND CONTRACTUAL INSTRUCTORS IN THE PERMANENT CENTRES OF TECHNICAL AND VOCATIONAL TRAINING ORGANIZATION

Year and Ostan	Both sexes	Male	Female
1375.....	1328	1297	31
1380.....	1768	1602	166
1385.....	1549	1458	91
1386.....	1691	1579	112
1387.....	1799	1673	126
1388.....	1726	1565	161
1389.....	⁽¹⁾ 2226	2008	218
1390.....	1981	1789	192
East Azarbayejan.....	104	95	9
West Azarbayejan	70	62	8
Ardebil	32	29	3
Esfahan.....	158	140	18
Alborz	48	47	1
Ilam	40	38	2
Bushehr	28	27	1
Tehran	163	141	22
Chaharmahal&Bakhtiari	34	28	6
South Khorasan	37	36	1
Khorasan-e-Razavi.....	129	118	11
North Khorasan	19	16	3
Khuzestan	133	117	16
Zanjan	39	35	4
Semnan.....	59	51	8
Sistan&Baluchestan	31	28	3
Fars	111	106	5
Qazvin	24	23	1
Qom	21	19	2
Kordestan	36	34	2
Kerman	90	77	13
Kermanshah	42	38	4
Kohgiluyeh&Boyerahmad	28	23	5
Golestan	38	36	2
Gilan.....	120	110	10
Lorestan.....	64	60	4
Mazandaran.....	118	109	9
Markazi	55	45	10
Hormozgan.....	13	12	1
Hamedan	50	45	5
Yazd	47	44	3

1. Increase in the number of instructors in comparison to the previous year is due to the directives of instructor return from other divisions to their organizational position in the training workshop.

Source: Ministry of Cooperatives, Labour and Social Welfare.

15. 48. PERSONS COMPLETED COURSES IN PERMANENT CENTRES OF TECHNICAL AND VOCATIONAL TRAINING ORGANIZATION

Year and Ostan	Persons trained
1375.....	143251
1380.....	644623
1385.....	353252
1386.....	421499
1387.....	⁽¹⁾ 326688
1388.....	346070
1389.....	480163
1390.....	442411
East Azarbayejan.....	21172
West Azarbayejan	11405
Ardebil	15934
Esfahan.....	38503
Alborz	5845
Ilam	10364
Bushehr	5592
Tehran	19313
Chaharmahal&Bakhtiyari	8618
South Khorasan.....	5141
Khorasan-e-Razavi.....	35081
North Khorasan	6601
Khuzestan	30214
Zanjan	16679
Semnan.....	7475
Sistan&Baluchestan	15426
Fars	21529
Qazvin	5966
Qom	12506
Kordestan	9281
Kerman	13056
Kermanshah	25561
Kohgiluyeh&Boyerahmad	4854
Golestan	10184
Gilan.....	20629
Lorestan.....	10186
Mazandaran.....	13944
Markazi	12802
Hormozgan.....	5131
Hamedan	13057
Yazd	10362

1. Decrease in the figures compared to the previous year is due to the elimination of parallel trainings and ceding them to the private sector as well as enhancement of the training quality.
Source: Ministry of Cooperatives, Labour and Social Welfare.