

# 12

# Financial Intermediation





**B**anks, credit institutions, insurance companies, Tehran Stock Exchange, Ghardh-al-hasaneh (interest-free) funds, retirement funds, and investment companies comprise the financial institutions of the country. A short history of statistical activities and data collection methods of these institutions is as follows:

### *Introduction*

**1. Monetary and banking statistics:** monetary and banking data collection dates back to the year 1307, when the Bank Melli Iran (The National Bank of Iran) was founded. From 1314 the activity was enhanced by the establishment of the Statistical and Economic Researches Bureau in the Bank. The Central Bank of the I. R. of Iran took the responsibility over as it was founded in the year 1339.

At the time being, the Central Bank of the I.R. of Iran collects and releases the monetary and banking information based on the reports it regularly receives from the banks across the nation.

**2. Insurance:** Iran Insurance Co. Ltd. was established in the year 1314. Insurance data collection, however, was started in the year 1339 after the foundation of the Bureau of Statistics and Information of the company. The Bureau

experienced reorganization in the year 1345 and resumed data collection with more improved facilities.

The Central Insurance of Iran, which was founded in the year 1350 to lead and supervise insurance activities, entrusted production and release of statistical information to its statistics bureau. At present, the insurance-related data are collected and disseminated by the Central Insurance of Iran through using the documents of different insurance companies.

**3. Stock market:** Tehran Stock Exchange Market has been in charge of collecting register data of securities exchanges since the year 1346.

**4. Other financial activities:** in addition to the above activities, some other activities are carried out by credit cooperatives to meet the financial needs of members. The data on such activities have been received and disseminated as register data from the Ministry of Cooperatives since the year 1370. Moreover, there are financial activities by Ghardh-al-hasaneh funds and some other credit institutions whose statistical data have not been collected so far in a comprehensive way.

Information and statistics appeared in this chapter includes: number of banking units, amount of their assets and liabilities, changes in

the banks resources and uses, liquidity, public and non-public sector's deposits with banks and their debts to the banks, the credits provided by banks to the non-public sector separately by economic sectors, banks exchanged shares, status of participation papers issued, government bonds in stock, premiums received and claims paid in the insurance market of Iran, exchange of shares in the stock market, and specifications of the credit cooperatives.

### *Definitions and concepts*

**Banking operations:** activities such as accepting deposits, granting banking facilities, dealing in bills and drafts (promissory notes), exchange transactions, operations related to bonds and securities, money transfers within the country, as stipulated by law.

**Banking unit:** any branch, agency or counter of a bank.

**Banking system:** the whole body of public and private banks as well as non-bank credit institutions and the Central Bank of the I. R. of Iran.

**Specialized banks:** banks engaged in certain economic activities that use their credits for special purposes. Banks of San'at va Ma'dan (Mining and Manufacturing Bank), Maskan (Bank of Housing), Keshavarzi (Agricultural Bank), and Towse-e-ye Saderat (Exports Development Bank) are specialized banks and the rest are commercial ones.

**Commercial banks:** banks whose credit activities are not restricted to certain economic areas.

**Public sector:** the government and affiliated corporations and institutions as well as municipalities.

**Non-public sector:** all private corporations and institutions beside the Islamic Revolution institutions and certain companies sponsored by the ministries.

**Banking facilities extended to the public sector:** facilities extended by the banking system to the government and affiliated corporations and institutions as well as municipalities. Facilities may be in the form of granting direct credits or purchasing government securities (treasury bonds and securities).

**Banking facilities extended to non-public sector:** credits granted by the banking system to the private sector from the beginning of the year 1363 in the form of different Islamic contracts according to the act of usury - free banking operations and approved regulations. These contracts include legal partnership, civil partnership, installment sales, direct investment, Modharaba, Muzara'ah, Musaqat, Jo'ala, forward

transactions, hire purchase, Ghardh-al-hasaneh , and debt purchase.

**Legal partnership:** to provide a part of the capital of a newly established company (Ltd.) or to purchase some shares of the existing ones.

**Civil partnership:** joining of the shares of several natural and legal persons in cash or in kind to form a joint venture to make profit, under a contract.

**Installment sale:** transferring the ownership of some visible item to another person at a certain price received wholly or partly by equal or unequal installments at certain due dates.

**Direct investment:** provision of funds for the implementation of manufacturing projects and profit-making development projects by the banking system without participation of any non-bank legal or natural persons.

**Mudarabah:** a financing arrangement under which one party (owner) provides funds (cash) and the other party (agent) provides labour and expertise and does business and the two parties share in the profit.

**Mozara'ah:** a contract under which one party, the land owner (Zare) transfers a certain piece of land for a fixed term to the other party (agent) to be cultivated. The resulted benefit is divided between the two parties.

**Musaqat:** a financial arrangement between the owner of trees and the like and some agent. Each party would have a certain share of the products which may include fruits, leaves, flowers, and the like.

**Juala:** under Jo'ala, one party, the employer (Ja'el) is committed to pay a certain amount of compensation (Ja'al) to another party, the agent, for a certain work, under a contract.

**Forward transaction:** forward cash purchase of various products at certain prices.

**Hire purchase:** a kind of leasing contract which stipulates that at the end of leasing time, the lessee would own the leased asset in case he has observed all conditions mentioned in the contract.

**Ghardh-al-hasaneh :** a financial arrangement in which the banks lend certain amounts to natural or legal persons according to the rules and regulations.

**Debt purchase:** purchase of time commercial bills, such as bills and promissory notes, at a price less than their actual value before their due dates.

**Non-public sector deposits:** funds deposited with the banks according to certain arrangements by natural or legal persons.

**Public sector deposits and funds:** sum of funds deposited with the banking system by

ministries, government agencies and corporations.

**Administered funds:** funds deposited with the banks for private uses according to a certain contract or law. The banks spend such funds on behalf of the depositors on cases agreed upon without supervision.

**Legal deposits:** a specified percentage of sight and non-sight deposits of the public with the banks which should be kept according to the law with the Central Bank of the I. R. of Iran.

**Sight deposits:** deposit against which the bank ought to pay the amount of checks on behalf of the depositor upon receipt of them. Sight deposits are also called Ghardh-al-hasaneh current deposits.

**Non-sight deposits:** a part of liquidity with a low rate of liquidation comparing with money, comprising Ghardh-al-hasaneh savings deposits and term investment deposits.

**Ghardh-al-hasaneh savings deposits:** such deposits are not entitled to any interest; but, in order to attract and encourage depositors, the banks may give prizes in cash or kind through drawing lots.

**Term investment deposits:** short-term or long-term investment deposits for which the bank acts as depositor's agent and the interest gained from them is shared between the bank and the depositor according to the Islamic contracts.

**Claims on the public sector:** sum of the balances of loans granted by the banking system to ministries or government corporations according to special legal permits.

**Claims on non-public sector:** sum of the balances of loans and credits granted by the banks to the private sector.

**Foreign assets of the banking system:** including gold and foreign exchanges as support of Iran's stocks in international institutions as well as gold and free market foreign exchange.

**Liquidity:** private sector sight and non-sight deposits with the banks as well as notes and coins with the public.

**Money:** a part of liquidity with a high rate of liquidation which in Iran comprises the non-public sector sight deposits with banks and notes and coins with the public.

**Quasi money:** a portion of deposits of the private sector with the banks that are less liquid than the non-public sector sight deposits. Quasi money presently includes term investment deposits, Ghardh-al-hasaneh savings deposits, and other deposits.

**Balance (outstanding) at the end of the year:** the difference between payments and receipts of the year plus the stock at the beginning of the year.

**Bank resources:** capital and liabilities of the bank.

**Uses of the bank:** all assets of the bank.

**Blocked resources:** a part of the banks' resources with the Central Bank which have been blocked due to enforcement of monetary policies (determining the proportion of legal deposits, selling bonds to the banks, etc.) and are not allowed to be used by banks.

**Insurance:** a contract under which one party guarantees to compensate or pay a certain amount to the other party in case of an accident or loss incurred for an agreed sum supplied by the latter. The guarantor is the insurer; other party of the guarantee is the insured person. The sum which is paid by insured person to the insurer is insurance premium and the object which is insured is called insurance subject.

**Direct insurance premium:** a sum directly paid by the insured to the insurer within the country.

**Insurance premiums issued:** amount of direct insurance premiums received in the insurance market of the country during the year concerned (according to the system based on fiscal year) excluding indirect insurance premiums obtained through reinsurance arrangements.

**Insurance premium received:** The difference between the insurance premium savings from the beginning and the end of the period with the insurance premiums of the same period.

**Losses incurred:** outstanding losses reserves at the beginning of the year minus (losses paid at the same period plus outstanding losses at the end of the year).

**Claims paid:** money paid by the insurer to the insured to compensate the losses incurred to the insured after occurrence of the accident.

**Claims coefficient:** ratio of claims paid to insurance premiums received (outstanding losses and premium savings are considered in its calculation).

**Reinsurance:** a contract under which an insurance company (transferor) cedes whole or some of its guarantees to other acceptor insurance companies (reinsurer) in case of payment of its insurance premium to those companies. The reinsurer will pay its share of the claim.

**Fire insurance:** within the regulations approved by insurance high council, the insurer guarantees to pay the losses incurred to insured person's properties resulting from fire, explosion and lightning. In this type of insurance policy, other kinds of risks such as earthquake, flood, thunderstorm, water leaking, pipe bursting, glass breaking, theft by breaking the protections and plane crash on the properties and buildings can

be covered by paying extra sum of insurance premium.

**Cargo insurance:** within the regulations approved by insurance high council, the insurer guarantees to pay the losses incurred to insured person's properties during loading, transportation and unloading.

**Accident insurance:** within the regulations approved by insurance high council, the insurer guarantees to pay out the life damages caused by accident (death, impairment, and disability) to the insured person or the beneficiary. In this type of insurance, medical expenses and daily losses can be covered by mutual agreement and receiving extra insurance premium.

**Car (body) insurance:** within the regulations approved by insurance high council, the insurer guarantees to pay out the incurred losses to the insured vehicle resulting from theft, fire, explosion, car accident, crash, overturning and totally, car clash with any stable or moving object or clashing any other object with the insured car.

**Third party insurance:** within the regulations approved by insurance high council, the insurer guarantees to pay the life and financial losses incurred to the third party on the basis of terms included in insurance policy, if it is recognized that the owner of insured vehicle is liable for the compensation of the losses resulting from car accidents.

**Health insurance:** within the regulations approved by insurance high council, the insurer guarantees to pay out the insured person's medical expenses as amount as written in the insurance policy. This type of insurance is issued in group or family in the country.

**Ship insurance:** within the insurance policy, the insurer guarantees the payment of indemnity for the damages caused on the ships body and equipment or its destruction which might result from the accidents such as collision, fire accident, sinking, stranding as well as rescue charges and owner's share from general damages as mentioned in the insurance policy.

**Airplane insurance:** within the insurance policy, the insurer guarantees the payment of indemnity for the damages caused on the plane or its destruction which might result from the accidents such as crashes, collision, fire accident and hijack, as mentioned in the insurance policy.

**Engineering insurance:** within the insurance policy, the insurer guarantees the payment of indemnity which might result from designing, manufacturing, installation and maintenance of structures and machinery resulting from

engineering responsibility. This insurance covers the losses caused from the breakdown of the machinery.

**Money insurance:** within the insurance policy, the insurer guarantees to pay out the incurred losses caused by theft (armed) and accident (fire, explosion, flood, etc.) to the money existent in a safe (of banks, financial institutes, etc.) or on the way of transiting. Totally, scope of money insurance cover is divided into two sections: <sup>(1)</sup> Money in transit and <sup>(2)</sup> Money whilst in a locked safe.

**Civil responsibility Insurance:** within the civil responsibility insurance policy, the insurer guarantees to pay out the insured person, as the person responsible for the indemnity payment for damages he/she has caused to third persons unintentionally. Professional responsibility insurance (physicians, paramedics, lawyers...), transportation operators' responsibility insurance, employer's responsibility to workers, builders' responsibility insurance, public and recreation places (hotel, cinema, pool, park,...) responsibility insurance are among this insurance.

**Credit insurance:** this type of insurance is divided into two sections: domestic and goods export credit. Within the regulations approved by insurance high council, the domestic credit means customer's debt capacity which is offered to the clients by economic enterprises in lieu of providing goods and services and also by banks and credit and financial institutes with the central bank's permit as financial facilities; and the claims resulting from these activities will be exposed to the risk of payment default. According to regulations, domestic credit insurance contracts are concluded in group and just with legal persons provided that their economic activities guarantee the risk of default of the claims resulting of the credits granted to them. Paying the insured person's or beneficiary's claims in relation to selling exported goods in the form of Letter of Credit opening contracts (L/C) and cession of documents in lieu of payment (D/P) and documents in lieu of assurance (D/A) are the subjects of export credit insurance.

**Life insurance** a contract under which the insurer guarantees to pay a certain insurance sum (capital or pension) to the insured person or designated beneficiary by the insured person.

**Other types of insurance:** including insurances for oil exploration and discovery, health, honesty and fidelity, non-profit making, loans and credits, and properties against robber.

**Stock exchange:** a building or place where bankers, brokers, and dealers of securities meet to exchange the securities to provide the financial resources required for manufacturing enterprises.

**Corporations accepted:** public joint stock companies which are accepted in the stock exchange organization, whose stocks are offered for sale to the public by the stock exchange mechanism.

**Credit cooperatives:** these cooperatives are responsible for meeting the financial requirements of their members by granting them a variety of loans. Included are employees' credit cooperatives, labourers' credit cooperatives, and open credit (other) cooperatives

#### *Selected information*

In the year 1391, total amount of liquidity (money and quasi money) was about 4607 thousand billion rials which increased by 29.0 percent compared to the previous year.

Over the same year, claims of the banking system on public sector were about 910 thousand billion rials, showing a rise of 42.6 percent in comparison with the year 1390.

Also over the same year, claims of banks and non-bank credit institutions on non-public sectors were about 4139 thousand billion rials which increased by 17.7 percent as compared to the previous year.

The outstanding balance of non-public sector's deposits with the banking system in the year 1391 was about 4276.8 thousand billion rials which rose by 29.3 percent compared to the previous year.

In the year 1390, share of non-public economic sectors out of the changes in outstanding facilities extended by banks was 7.3 percent for agriculture sector (1.1 percent increase compared to the previous year), 38.0 percent for construction and housing sector (16.4 percent increase compared to the previous year), 15.3 percent for manufacturing and mining (22.2 percent decrease compared to the previous year), and 39.4 percent for services (4.8 percent increase as compared to the previous year).

In the year 1391, value of sold participation papers was about 123 thousand billion rials, indicating an increase of 157.2 percent compared to the previous year.

In the year 1391, the highest amounts of premiums received in the insurance market of the country for three fields were as follows: third party (44.7 thousand billion rials), health (21.3 thousand billion rials) and car body insurance (7.2 thousand billion rials) showing 45.1, 42.2 and 18.6 percent increase respectively compared to the previous year.

Over the same year, value of the shares transacted of the eligible companies on Tehran Stock Exchange was about 257 thousand billion rials which increased by 13.5 percent compared to the previous year.

### 12. 1. BANKING UNITS AND SUMMARY OF BALANCE OF ASSETS AND LIABILITIES OF BANKING SYSTEM AT THE END OF THE YEAR<sup>(1)</sup> (bln rials)

Description	1370	1375	1380	1385	1386	1387	1388	1389
<b>Banking units .....</b>	<b>9935</b>	<b>13542</b>	<b>16476</b>	<b>17904</b>	<b>000</b>	<b>18874</b>	<b>18544</b>	<b>19545</b>
<b>Assets .....</b>	<b>57494.1</b>	<b>302533.6</b>	<b>702351.1</b>	<b>3682021.3</b>	<b>4848676.6</b>	<b>5392870.2</b>	<b>6092926.4</b>	<b>8167013.6</b>
Foreign assets .....	1625.7	27969.6	44397.9	928552.5	1184385.1	1216237	1331223.8	1682556.1
Claims on public sector <sup>(2)</sup> .....	17663.9	65916.0	138457.2	256219.8	280636.7	291539.4	364633.9	553403.5
Claims on non-public sector .....	18297.3	61439.0	242542.6	1226201.0	1663725.7	1866550.9	2137363.8	2929224.5
Customers' undertakings re: letters of credit, guarantees and acceptances .....	3878.3	57720.6	69164.5	599812.1	767501.1	810382.2	921688.9	1205777.3
Others .....	16028.9	89488.4	207788.9	671235.9	952428.0	1208160.7	1338016.0	1796052.2
<b>Liabilities .....</b>	<b>57494.1</b>	<b>302533.6</b>	<b>702351.1</b>	<b>3682021.3</b>	<b>4848676.6</b>	<b>5392870.2</b>	<b>6092926.4</b>	<b>8167013.6</b>
Liquidity .....	28628.4	116552.6	320957.2	1284199.4	1640293.0	1901366.0	2355889.1	2948874.2
Deposits and loans of public sector .....	3417.3	12848.2	37969.7	220621.4	265256.0	335620.6	300025.1	362870.4
Capital account .....	690.1	5677.8	17522.3	173603.7	209138.9	252251.8	263105.0	340295.7
Foreign loans and credits and foreign exchange deposits .....	442.7	9740.6	34322.8	503521.7	713605.6	611986.1	606006.0	996839.0
Import order registration deposits of non-public sector .....	27.3	2.5	2.0	2.0	2.0	2.0	2.0	2.0
Advance payments on letters of credit by public sector .....	459.8	9225.6	3021.9	1194.2	549.8	662.7	578.0	366.2
Contingent liabilities re: letters of credit, guarantees and acceptances .....	3878.3	57720.6	69164.5	599812.1	767501.1	810382.2	921688.9	1205777.3
Others .....	19950.2	90765.7	219390.7	899066.8	1252330.2	1480598.8	1645632.3	2311988.8

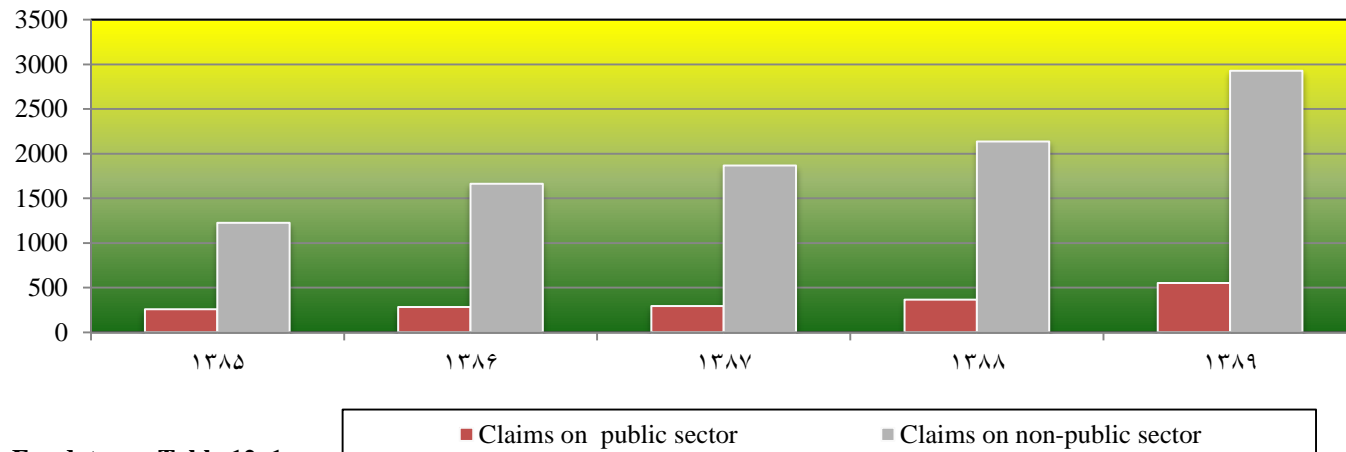
1. Excluding branches of commercial banks abroad as of the year 1380. As of Esfand 1388, four banks such as Saderat, Mellat, Tejarat and Refah have been classified as private banks.

2. Including public sector participation papers.

Source: Central Bank of the Islamic Republic of Iran.

### 12. 1. MAIN ITEMS OF ASSETS OF BANKING SYSTEM AT THE END OF THE YEAR

1000 billion rials



For data see Table 12. 1.

**12. 2. BALANCE OF ASSETS AND LIABILITIES OF CENTRAL BANK OF THE ISLAMIC  
REPUBLIC OF IRAN AT THE END OF THE YEAR** (bln rials)

Description	1370	1375	1380	1385	1386	1387	1388	1389
<b>Assets .....</b>	<b>18806.6</b>	<b>108131.5</b>	<b>180729.0</b>	<b>780134.4</b>	<b>1041356.4</b>	<b>1178933.8</b>	<b>1095487.6</b>	<b>1461215.1</b>
Foreign assets .....	1373.6	19629.6	31809.5	563869.5	747284.2	778560.1	764435.5	842977.5
Notes and coins in till .....	44.7	31.9	254.9	619.9	1200.5	994.5	7349.5	44789.4
Claims on public sector .....	15388.4	51906.6	82357.7	131432.2	131759.9	130259.3	134959.0	222644.2
Claims on banks.....	1316.6	10190.0	12076.7	54887.3	137694	239696.4	168932.7	329725.6
Customers' undertakings re: letters of credit, guarantees and acceptances	561.6	20287.2	4372.4	19402.5	12757	17984.6	10572.8	11829
Others.....	121.7	6086.2	49857.8	9923.0	10660.8	11438.9	9238.1	9249.4
<b>Liabilities.....</b>	<b>18806.6</b>	<b>108131.5</b>	<b>180729.0</b>	<b>780134.4</b>	<b>1041356.4</b>	<b>1178933.7</b>	<b>1095487.6</b>	<b>1461215.1</b>
Notes and coins in circulation.....	5008.6	14260.8	31790.1	68109.0	89247.5	207346.7	238403.2	331387.2
With the public .....	4579.9	13216.1	29188.7	61451.6	79909.2	157764.2	192313.9	000
With banks.....	384.0	1012.8	2346.5	6037.5	8137.8	48588.0	38739.8	000
With the Central Bank .....	44.7	31.9	254.9	619.9	1200.5	994.5	7349.5	000
Deposits of banks and credit institutions <sup>(1)</sup> .....	7354.0	33114.3	65649.6	212486.0	277452	333053.7	372730.5	399800.3
Public sector deposits .....	3126.2	12567.0	34132.3	149866.1	176674.3	240210.3	183360.9	236517.7
Capital account <sup>(2)</sup> .....	258.0	420.6	683.3	13692.7	19436.5	27029.2	34554.6	45548.0
Foreign exchange liabilities	237.2	4369.2	20068.7	192674.1	308654	215896.4	109135.4	227494.0
Import order registration deposits of non-public sector.....	27.3	2.5	2.0	2.0	2.0	2.0	2.0	2.0
Advance payments on letters of credit by the public sector.....	459.8	9225.6	3021.9	1194.2	549.8	662.7	578.0	366.2
Contingent liabilities re: letters of credit, guarantees and acceptances .....	561.6	20287.2	4372.4	19402.5	12757	17984.6	10572.8	11829.0
Others.....	1773.9	13884.3	21008.7	122707.8	156583.3	136748.2	146150.2	208270.7

1. Including banks' special term- deposits, and as of Esfand 1385, it includes banks foreign exchange sight deposits with the C.B.I.

2. Including precautionary and legal reserve.

Source: Central Bank of the Islamic Republic of Iran.



### 12. 3. BALANCE OF ASSETS AND LIABILITIES OF COMMERCIAL BANKS AT THE END OF THE YEAR<sup>(1)</sup> (bln rials)

Description	1375	1380	1385	1387	1388	1389	1390 <sup>(2)</sup>	1391
<b>Assets</b> .....	<b>173788. 0</b>	<b>421103. 5</b>	<b>2093785. 8</b>	<b>2772230. 5</b>	<b>1199747. 1</b>	<b>1468542. 6</b>	<b>1651806. 6</b>	<b>1928975. 6</b>
Foreign assets (gold and foreign exchange) .....	8084. 8	10593. 2	305021. 5	324987. 6	103323. 2	143427. 7	172304. 1	135811. 0
Notes and coins.....	930. 9	2023. 5	4442. 5	39890. 0	18288. 9	28922. 2	19659. 6	1335. 8
Deposits with the Central Bank <sup>(3)</sup> .....	32353. 8	60773. 1	165330. 6	244666. 9	109539. 7	91888. 7	137969. 2	183633. 9
Claims on public sector <sup>(4)</sup> .....	13843. 6	53505. 3	109098. 4	138725. 4	81561. 1	105827. 7	141741. 1	188004. 6
Claims on non-public sector.....	46202. 0	168932. 7	775113. 0	1120155. 9	519069. 2	635935. 7	739715. 6	782532. 6
Customers' undertakings re: letters of credit, guarantees and acceptances.....	36806. 4	58354. 7	466065. 5	572780. 2	171087. 1	223819. 9	224595. 2	187878. 5
Others .....	35566. 5	66921. 0	268714. 3	331024. 5	196877. 9	238720. 7	215821. 8	437379. 2
<b>Liabilities</b> .....	<b>173788. 0</b>	<b>421103. 5</b>	<b>2093785. 8</b>	<b>2772230. 5</b>	<b>1199747. 1</b>	<b>1468542. 6</b>	<b>1651806. 6</b>	<b>1928975. 6</b>
Deposits of non-public sector.....	96938. 2	255092. 3	850729. 2	1117431. 5	536974. 1	644975. 0	781283. 5	989246. 5
Claims of the Central Bank .....	7677. 5	10116. 8	37271. 6	157971. 4	52453. 9	88994. 2	33496. 6	17312. 1
Deposits and loans of public sector .....	101. 0	3725. 1	52209. 0	68625. 7	37879. 8	44229. 9	50585. 0	51953. 1
Capital account .....	3326. 7	9492. 5	108270. 7	99467. 0	43461. 5	39357. 7	35931. 0	108422. 8
Foreign exchange loans and deposits.....	5240. 3	13392. 0	274342. 2	315838. 8	85737. 3	126093. 8	139973. 5	112760. 0
Contingent liabilities re: letters of credit, guarantees and acceptances.....	36806. 4	58354. 7	466065. 5	572780. 2	171087. 1	223819. 9	224595. 2	187878. 5
Others .....	23697. 9	70930. 1	304897. 6	440115. 9	272153. 4	301072. 1	385941. 8	461402. 6

1. Excluding branches of commercial banks abroad as of the year 1380. As of Esfand 1388, four banks such as Saderat, Mellat, Tejarat and Refah have been classified as private banks.

2. Revised figures.

3. Including banks' special term- deposits, and as of Esfand 1385, it includes foreign exchange sight deposits of banks with the C.B.I.

4. Including public sector participation paper.

Source: Central Bank of I. R. Iran.

### 12. 4. BALANCE OF ASSETS AND LIABILITIES OF SPECIALIZED BANKS AT THE END OF THE YEAR<sup>(1)</sup> (bln rials)

Description	1375	1380	1385	1387	1388	1389	1390 <sup>(2)</sup>	1391
<b>Assets .....</b>	<b>20614.1</b>	<b>97530.7</b>	<b>476990.2</b>	<b>761336.7</b>	<b>931386.3</b>	<b>1479847.9</b>	<b>1912848.5</b>	<b>2239488.0</b>
Foreign assets (gold and foreign exchange) .....	255.2	1971.1	44726.6	84842.2	101585.7	153932.4	189884.1	260163.9
Notes and coins .....	81.9	310.6	673.9	3316	3703.6	5901.4	5449.9	5033.5
Deposits with the Central Bank <sup>(3)</sup> .....	760.5	4677.4	14590	19063.4	36560.5	38039.2	35546.6	45807.7
Claims on public sector <sup>(4)</sup> .....	165.8	1797.5	6643.1	18050.1	23384.4	49260.4	98377.0	133388.4
Claims on non-public sector.....	15237.0	72513.3	281621.6	399368.1	503405.7	849709.5	1005647.6	1221862.0
Customers' undertakings re: letters of credit, guarantees and acceptances .....	627.0	6026.4	58053.1	123376.6	148069.1	219495	314756.7	299398.4
Others .....	3486.7	10234.4	70681.9	113320.3	114677.3	163510.0	263186.6	273834.1
<b>Liabilities .....</b>	<b>20614.1</b>	<b>97530.7</b>	<b>476990.2</b>	<b>761336.7</b>	<b>931386.3</b>	<b>1479847.9</b>	<b>1912848.5</b>	<b>2239488.0</b>
Deposits of non-public sector.....	6398.3	34767.3	180656.1	211768.8	276103.6	341378.5	429817.5	487478.2
Claims of the Central Bank .....	2512.5	1959.9	17615.7	74810.5	84585.7	216222.0	362693.3	442104.5
Deposits and loans of public sector .....	180.2	112.3	18546.3	26751.9	29961.1	35036.8	44334.5	74694.7
Capital account .....	1930.5	7040.1	31820.8	77304.4	81793.7	96634.1	125534.4	127891.6
Foreign exchange loans and deposits.....	131.1	855.0	21032.5	36252.8	51802.3	104719.3	136463.4	210558.6
Contingent liabilities re: letters of credit, guarantees and acceptances.....	627.0	6026.4	58053.1	123376.6	148069.1	219495.0	314756.7	299398.4
Others .....	8834.5	46769.8	149265.7	211071.7	259070.8	466362.2	499248.7	597362.0

1. As of Esfand 1387, it includes Gharz-al-hasaneh Mehr Iran Bank.

2. Revised figures.

3. Including banks' special term- deposits and as of Esfand 1385, it includes banks' foreign exchange sight deposits with the C.B.I.

4. Including public sector participation papers as of 1380.

Source: Central Bank of the Islamic Republic of Iran.

**12.5. BALANCE OF ASSETS AND LIABILITIES OF PRIVATE BANKS AND NON-BANK CREDIT INSTITUTIONS OUTSTANDING AT THE END OF THE YEAR<sup>(1)</sup>** (bln rials)

Description	1380	1385	1387	1388	1389	1390 <sup>(2)</sup>	1391
<b>Assets</b> .....	<b>2987.9</b>	<b>331110.9</b>	<b>680369.2</b>	<b>2866305.4</b>	<b>3757408.0</b>	<b>4466288.3</b>	<b>5324577.7</b>
Foreign assets (gold and foreign exchange) ....	24.1	14934.9	27847.1	361879.4	542218.5	606858.0	591370.8
Notes and coins .....	12.4	921.1	5382.0	16747.3	26618.9	22637.2	22676.3
Deposits with the Central Bank <sup>(3)</sup> .....	199.1	32565.4	69323.4	226630.3	269872.4	280096.7	374743.7
Claims on public sector <sup>(4)</sup> .....	796.7	9046.1	4504.6	124729.4	175671.2	179449.3	274689.3
Claims on non-public sector.....	1096.6	169466.4	347026.9	1114888.9	1443579.3	1771482.8	2134580.1
Customers' undertakings re: letters of credit, guarantees and acceptances.....	411.0	56291.0	96240.8	591959.9	750633.4	904414.9	851850.8
Others .....	448.0	47886.0	130044.4	429470.2	548814.3	701349.4	1074666.7
<b>Liabilities</b> .....	<b>2987.8</b>	<b>331110.9</b>	<b>680369.2</b>	<b>2866305.4</b>	<b>3757408.0</b>	<b>4466288.3</b>	<b>5324577.7</b>
Deposits of non-public sector <sup>(5)</sup> .....	1908.9	191362.5	414401.5	1350497.5	1737365.4	2096416.1	2800047.0
Claims of the Central Bank .....	0.0	0.0	6914.5	31893.1	24509.4	22113.5	28897.2
Deposits and funds of public sector .....	0.0	0.0	32.7	48823.3	47086.0	12589.6	12856.9
Capital account .....	306.4	19819.5	48451.2	103295.2	158755.9	238999.1	271505.2
Foreign exchange loans and deposits .....	7.1	15472.9	43998.1	359331.0	538531.9	604413.3	533527.2
Contingent liabilities re: letters of credit, guarantees and acceptances.....	411.0	56291.0	96240.8	591959.9	750633.4	904414.9	851850.8
Others .....	354.4	48165.0	70330.4	380505.4	500526.0	587341.8	825893.4

1. Including private banks of Karafarin, SamanEqtesad, Eqtesad-e-Novin and Parsian as of Shahrivar 1381, and Sarmayeh and and Tose'e Non-bank Credit Institutions of Shahrivar1385, and bank of Sina as of Esfand1387. Moreover, as of Esfand 1388, Banks such as Saderat, Mellat, TejaratandRefah have been classified as private banks.

2. Revised figures.

3. Including banks' special term- deposits as of Esfand 1385, it includes banks' foreign exchange sight deposits With the C.B.I.

4. Including public sector participation papers.

5. Only includes temporary creditors in the credit institutes.

Source: Central Bank of the Islamic Republic of Iran.

### 12. 6. CHANGE IN BALANCE OF RESOURCES AND USES OF COMMERCIAL BANKS FUNDS AT THE END OF THE YEAR<sup>(1)</sup>

(blnrals)

Description	1384	1385	1386	1387	1388	1389	1390 <sup>(2)</sup>	1391
<b>Non-public sector deposits .....</b>	<b>132192.3</b>	<b>215839.2</b>	<b>000</b>	<b>54629.9</b>	<b>-580457.4</b>	<b>108000.9</b>	<b>136308.5</b>	<b>207963.0</b>
Sight-deposits.....	54949.3	71237.7	000	-88612.5	-183641	27401.6	35388.6	13220.0
Non-sight deposits.....	77243.0	144601.5	000	143242.4	-396816.4	80599.3	100919.9	194743.0
<b>Blocked resources.....</b>	<b>22272.2</b>	<b>38647.3</b>	<b>000</b>	<b>12269.3</b>	<b>-110020.9</b>	<b>23736.1</b>	<b>5430.5</b>	<b>22356.8</b>
Notes & coins.....	1004.9	556.9	000	33670.7	-21601.1	10633.3	-9262.6	-5923.8
Legal deposits.....	21267.3	38090.4	000	-21401.4	-88419.8	13102.8	14693.1	28280.6
Government bonds .....	0.0	0.0	000	0.0	0.0	0.0	0.0	0.0
<b>Free resources available from non- public sector deposits.....</b>	<b>109920.1</b>	<b>177191.9</b>	<b>000</b>	<b>42360.6</b>	<b>-470436.5</b>	<b>84264.8</b>	<b>130878.0</b>	<b>185606.2</b>
Other resources .....	58084.5	48112.5	000	-1293.2	-86751.4	2246.3	2928.4	73859.9
Capital account .....	44123.1	33538.5	000	-62.6	-56005.5	-4103.8	-3426.7	72491.8
Deposits and funds of public sector .....	13961.4	14574.0	000	4912.8	-30745.9	6350.1	6355.1	1368.1
<b>Total free resources .....</b>	<b>168004.6</b>	<b>225304.4</b>	<b>000</b>	<b>41067.4</b>	<b>-557187.9</b>	<b>86511.1</b>	<b>133806.4</b>	<b>259466.1</b>
Uses.....	131537.8	200875.5	000	61659.6	-568813.6	114163.3	139634.9	60816.9
Claims on non-public sector <sup>(3)</sup> .....	116382.6	199781.6	000	59861.4	-542539.4	95426.2	96100.7	39386.5
Claims on public sector.....	15155.2	1093.9	000	1798.2	-26274.2	18737.1	43534.2	21430.4
<b>Change in deficit or surplus .....</b>	<b>36466.8</b>	<b>24428.9</b>	<b>000</b>	<b>-20592.2</b>	<b>11625.7</b>	<b>-27652.2</b>	<b>-5828.5</b>	<b>198649.2</b>

1. As of Esfand 1388, Banks such as Saderat, Mellat, Tejarat and Refah have been classified as private banks.

2. Revised figures.

3. Excluding profits and revenue of coming years and excluding participation papers as of 1384.

Source: Central Bank of the Islamic Republic of Iran.

**12. 7. CHANGE IN BALANCE OF RESOURCES AND USES OF SPECIALIZED BANKS FUNDS  
AT THE END OF THE YEAR<sup>(1)</sup>** (blnrrials)

Description	1384	1385	1386	1387	1388	1389	1390 <sup>(2)</sup>	1391*
<b>Non-public sector deposits .....</b>	<b>37734.3</b>	<b>49235.0</b>	<b>21080.8</b>	<b>10031.9</b>	<b>64334.8</b>	<b>65274.9</b>	<b>88439.0</b>	<b>57660.7</b>
Sight-deposits .....	3023.9	8361.8	5989.4	-2926.6	1779.4	26188	35411.9	-14607.3
Non-sight deposits .....	34710.4	40873.2	15091.4	12958.5	62555.4	39086.9	53027.1	72268.0
<b>Blocked resources .....</b>	<b>2465.8</b>	<b>3917.0</b>	<b>2765.7</b>	<b>159.1</b>	<b>6653.3</b>	<b>6018.9</b>	<b>5514.0</b>	<b>8757.4</b>
Notes & coins .....	1.0	39.7	196.2	2445.9	387.6	2197.8	-451.5	-416.4
Legal deposits .....	2464.8	3877.3	2369.5	2445.9	387.6	2197.8	5965.5	9173.8
Government bonds .....	0.0	0.0	0	0.0	0.0	0.0	0.0	0.0
<b>Free resources available from non-public sector deposits .....</b>	<b>35268.5</b>	<b>45318.0</b>	<b>18315.1</b>	<b>9872.8</b>	<b>57681.5</b>	<b>59256</b>	<b>82925.0</b>	<b>48903.3</b>
Capital account .....	7209.9	3906.5	28168.3	17315.3	4489.3	14840.4	28900.3	2357.2
Claims of the Central Bank.....	3413.4	9664.5	34775.0	22419.8	9775.2	131636.3	146471.3	79411.2
Claims of the Other Banks .....	974.1	-2195.6	-2410.9	1264.2	-2090.5	-4046.0	-1429.9	-220.6
Foreign liabilities .....	-355.3	4140.6	9816.8	5403.5	15549.5	52917.7	31744.1	74095.2
Deposits and funds of public sector .....	7739.2	3074.1	6322.5	1883.1	3209.2	5057.7	9297.7	30360.2
Other funds.....	-5007.0	-3350.0	-40088.9	48285.9	30932.7	200423.4	-143912.2	-13121.5
<b>Total free credit resources.....</b>	<b>49242.8</b>	<b>60558.1</b>	<b>54897.9</b>	<b>43950.4</b>	<b>95152.9</b>	<b>340507.6</b>	<b>153996.3</b>	<b>221785.0</b>
Claims on non-public sector.....	48740.9	58886.7	51703.6	42979.1	91708.8	325142.5	108977.9	171818.1
Claims on public sector <sup>(3)</sup> .....	501.9	1671.4	3194.3	971.3	3444.9	15365.1	45018.4	49966.9
<b>Change in deficit or surplus.....</b>	<b>000</b>	<b>000</b>	<b>30697.9</b>	<b>8379</b>	<b>-22088.2</b>	<b>-133745.2</b>	<b>000</b>	<b>000</b>

1. As of Esfand 1387, it includes Gharz-al-hasanehMehr Bank.

2. Revised figures.

3. Excluding profits and revenue of coming years.

Source: Central Bank of the Islamic Republic of Iran.

### 12. 8. OUTSTANDING BALANCE OF PUBLIC SECTOR'S DEPOSITS WITH THE BANKING SYSTEM AT THE END OF THE YEAR (bln rials)

Year	Total deposits			Government			Government corporations and institutions		
	Total	With the Central Bank	With other banks	Total	With the Central Bank	With other banks	Total	With the Central Bank	With other banks
1375.....	12848.2	12567.0	281.2	10485.9	10204.7	281.2	2362.3	2362.3	0.0
1380.....	37969.7	34132.3	3837.4	33904.6	30067.2	3837.4	4065.1	4065.1	0.0
1385.....	220621.4	149866.1	70755.3	208532.4	137777.1	70755.3	12089.0	12089.0	0.0
1387.....	335620.6	240210.3	95410.3	319542.4	224132.1	95410.3	16078.2	16078.2	0.0
1388.....	300025.1	183360.9	116664.2	283130.4	166466.2	116664.2	16894.7	16894.7	0.0
1389.....	362870.4	236517.7	126352.7	349042.4	222689.7	126352.7	13828	13828	0.0
1390 <sup>(1)</sup> .....	399536.6	292027.5	107509.1	379285.7	271776.6	107509.1	20250.9	20250.9	0.0
<b>1391.....</b>	<b>407779.3</b>	<b>268274.6</b>	<b>139504.7</b>	<b>389635.8</b>	<b>250131.1</b>	<b>139504.7</b>	<b>18143.5</b>	<b>18143.5</b>	<b>0.0</b>

1. Revised figures.

Source: Central Bank of the Islamic Republic of Iran.

### 12. 9. OUTSTANDING BALANCE OF NON-PUBLIC SECTOR'S DEPOSITS WITH THE BANKING SYSTEM AT THE END OF THE YEAR<sup>(1)</sup> (bln rials)

Description	1375	1380	1385	1387	1388	1389	1390 <sup>(2)</sup>	1391
<b>Total deposits</b> .....	<b>103336.5</b>	<b>291768.5</b>	<b>1222747.8</b>	<b>1743601.8</b>	<b>2163575.2</b>	<b>2723718.9</b>	<b>3307517.1</b>	<b>4276771.7</b>
Commercial banks .....	96938.2	255092.4	850729.2	1117431.5	536974.1	644975	781283.5	989246.5
Specialized banks.....	6398.3	34767.2	180656.1	211768.8	276103.6	341378.5	429817.5	487478.2
Private banks and non-bank credit institutions.....	×	1908.9	191362.5	414401.5	1350497.5	1737365.4	2096416.1	2800047.0
<b>Sight deposits</b> .....	<b>43055.8</b>	<b>113768.0</b>	<b>353093.3</b>	<b>367718.3</b>	<b>409383.1</b>	<b>533561.3</b>	<b>662537.7</b>	<b>806553.5</b>
Commercial banks.....	40439.4	106111.0	313771.4	313971.9	130330.9	157732.5	193121.1	206341.1
Specialized banks .....	2616.4	7649.1	27947.7	31010.5	32789.9	58977.9	94389.8	79782.5
Private banks and non-bank credit institutions .....	×	7.9	11374.2	22735.9	246262.3	316850.9	375026.8	520429.9
<b>Non-sight deposits</b> .....	<b>60280.7</b>	<b>178000.5</b>	<b>869654.5</b>	<b>1375883.5</b>	<b>1754192.1</b>	<b>2190157.6</b>	<b>2644979.4</b>	<b>3470218.2</b>
Commercial banks.....	56498.8	148981.4	536957.8	803459.6	406643.2	487242.5	588162.4	782905.4
Specialized banks.....	3781.9	27118.2	152708.4	180758.3	243313.7	282400.6	335427.7	407695.7
Private banks and non-bank credit institutions .....	×	1901.0	179988.3	391665.6	1104235.0	1420514.5	1721389.3	2279617.1

**12. 10. OUTSTANDING BALANCE OF BANKS AND NON-BANK CREDIT INSTITUTIONS' DEPOSITS WITH THE CENTRALBANK OUTSTANDING AT THE END OF THE YEAR** (bln rials)

Description	1375	1380	1385	1387	1388	1389	1390 <sup>(1)</sup>	1391
<b>Total deposits .....</b>	<b>33114.3</b>	<b>65649.6</b>	<b>212486.0</b>	<b>333053.7</b>	<b>372730.5</b>	<b>399800.3</b>	<b>453612.6</b>	<b>604185.3</b>
Commercial banks.....	32353.8	60773.1	165330.6	244666.9	109539.7	918880.7	138198.1	183633.9
Specialized banks .....	760.5	4677.4	14590.0	19063.4	36560.5	38039.2	35773.9	45807.7
Private banks and non-bank credit institutions.....	×	199.1	32565.4	69323.4	226630.3	269872.4	279640.6	374743.7
<b>Legal deposits. ....</b>	<b>31755.8</b>	<b>50842.6</b>	<b>184827.7</b>	<b>225227.9</b>	<b>243141.4</b>	<b>289164.6</b>	<b>357327.4</b>	<b>491534.5</b>
Commercial banks.....	31392.2	47983.7	139253.8	148908.8	60489.0	73591.8	88284.9	116565.5
Specialized banks .....	363.6	2665.7	13887.0	14169.7	20435.4	24256.5	30225.2	39395.8
Private banks and non-bank credit institutions.....	×	193.2	31686.9	62149.4	162217.0	191316.3	238817.3	335573.2
<b>Sight and term investment deposits .....</b>	<b>1358.5</b>	<b>14807.0</b>	<b>27658.3</b>	<b>107825.8</b>	<b>129589.1</b>	<b>110635.7</b>	<b>96285.2</b>	<b>112650.8</b>
Commercial banks .....	961.6	12789.4	26076.8	95758.1	49050.7	18296.9	49913.2	67068.4
Specialized banks .....	396.9	2011.7	703	4893.7	16125.1	13782.7	5548.7	6411.9
Private banks and non-bank credit institutions.....	×	5.9	878.5	7174.0	64413.3	78556.1	40823.3	39170.5

1. Revised figures.

Source: Central Bank of the Islamic Republic of Iran.

**12. 11. LIQUIDITY AT THE END OF THE YEAR<sup>(1)</sup>** (bln rials)

Description	1375	1380	1385	1387	1388	1389	1390 <sup>(2)</sup>	1391
<b>Liquidity .....</b>	<b>116552.6</b>	<b>320957.3</b>	<b>1284199.4</b>	<b>1901366.0</b>	<b>2355889.1</b>	<b>2948874.2</b>	<b>3570726.4</b>	<b>4606935.9</b>
<b>Money.....</b>	<b>56271.8</b>	<b>142956.7</b>	<b>414544.9</b>	<b>525482.5</b>	<b>601697</b>	<b>758716.6</b>	<b>925747.0</b>	<b>1136717.7</b>
Notes and coins with the public.....	13216.0	29188.7	61451.6	157764.2	192313.9	225155.3	263209.3	330164.2
Sight deposits of non-public sector.....	43055.8	113768.0	353093.3	367718.3	409383.1	533561.3	662537.7	806553.5
<b>Quasi money.....</b>	<b>60280.7</b>	<b>178000.6</b>	<b>869654.5</b>	<b>1375883.5</b>	<b>1754192.1</b>	<b>2190157.6</b>	<b>2644979.4</b>	<b>3470218.2</b>
Ghardh-al-hasaneh savings account deposits .....	6039.1	29847.5	133522.4	153946.7	180114.3	239057.4	255756.2	310277.5
Term investment deposits	35847.1	141066.5	707100.5	1177644.1	1522321.8	1886708.3	2297937.6	3059971.4
Short-term .....	19051.1	66983.0	353666.8	567458.6	673365.3	770309.3	869909.7	1327326.9
Long-term .....	16796.0	74083.5	353433.7	610185.5	848956.5	1116399	1428027.9	1732644.5
Miscellaneous deposits <sup>(1)</sup> .....	18394.5	7086.6	29031.6	44292.7	51756	64373.9	91285.6	99969.3

1. Including non-bank credit institutions as of 1380.

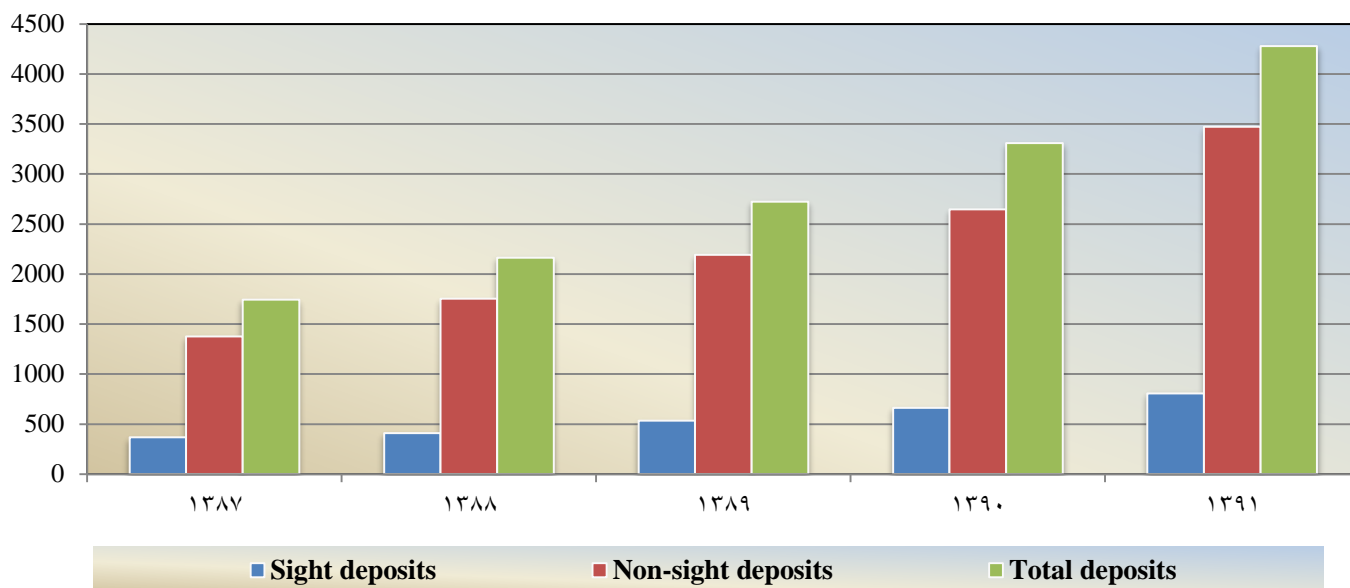
2. Revised figures.

3. Including L.C. advance payments, guarantees' deposits, advance payments for transaction, retirement and saving funds of banks' employees.

Source: Central Bank of the Islamic Republic of Iran.

### 12.2. OUTSTANDING BALANCE OF NON-PUBLIC SECTOR'S DEPOSITS WITH BANKING SYSTEM AT THE END OF THE YEAR

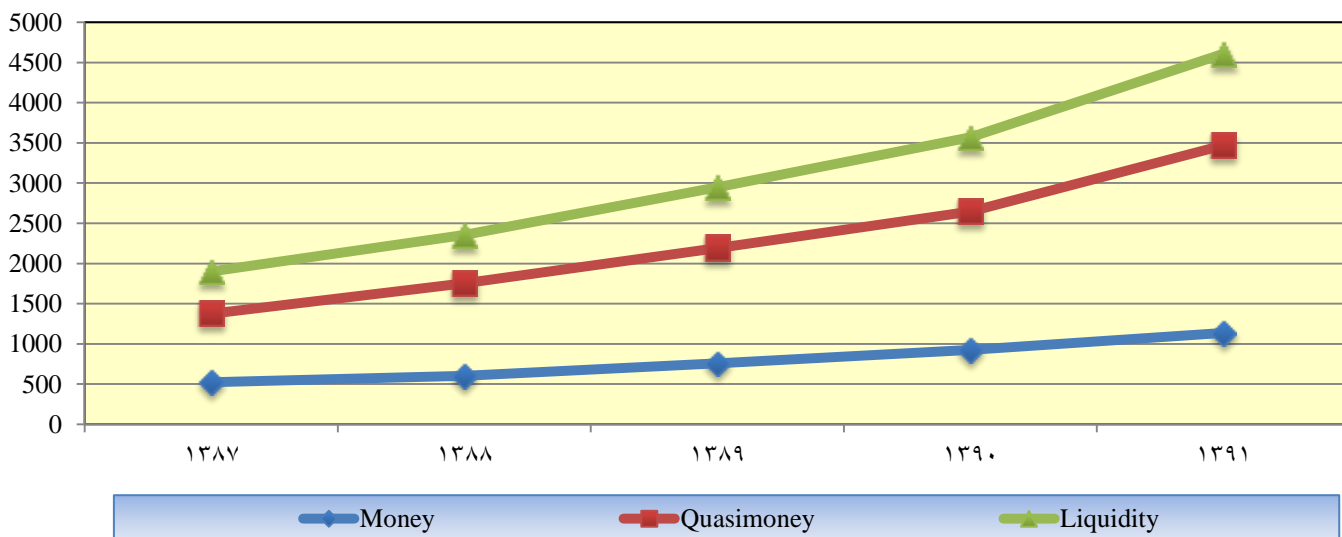
1000 billion rials



For data see Table 12.9.

### 12.3. LIQUIDITY AT THE END OF THE YEAR

1000 billion rials



For data see Table 12.11.



**12. 12. CLAIMS OF BANKS ON THE PUBLIC SECTOR OUTSTANDING AT THE END OF  
THE YEAR<sup>(1)</sup>** (bln rials)

Year	Total liabilities			Government			Government corporations and institutions		
	Total	Central Bank	Other banks and non-bank credit institutions	Total	Central Bank	Other banks and non-bank credit institutions	Total	Central Bank	Other banks and non-bank credit institutions
1375.....	65916.0	51906.6	14009.4	42736.4	40911.8	1824.6	23179.6	10994.8	12184.8
1380.....	138457.2	82357.7	56099.5	72189.8	64636.3	7553.5	66267.4	17721.4	48546.0
1385.....	256219.8	131432.2	124787.6	160269.3	104094.8	56174.5	95950.5	27337.4	68613.1
1387.....	291539.4	130259.3	161280.1	206925.9	91423.4	115502.5	84613.5	38835.9	45777.6
1388.....	364633.9	134959.0	229674.9	284906.4	92227.5	192678.9	79727.5	42731.5	36996.0
1389.....	553403.5	222644.2	330759.3	468928.8	173032.2	295896.6	84474.7	49612.0	34862.7
1390 <sup>(2)</sup> .....	638476.1	218908.7	419567.4	488466.3	93868.0	394598.3	150009.8	125040.7	24969.1
<b>1391.....</b>	<b>910354.4</b>	<b>314272.1</b>	<b>596082.3</b>	<b>698989.7</b>	<b>131614.7</b>	<b>567375.0</b>	<b>211364.7</b>	<b>182657.4</b>	<b>28707.3</b>

1. Including non-bank credit institutions as of 1380.

2. Revised figures.

Source: Central Bank of the Islamic Republic of Iran.

### 12. 13. CLAIMS OF BANKS AND NON-BANK CREDIT INSTITUTIONS ON NON-PUBLIC SECTOR BY TYPE OF FACILITIES OUTSTANDING AT THE END OF THE YEAR <sup>(1)</sup>

(bln rials)

Description	1375	1380	1385	1387	1388	1389	1390 <sup>(2)</sup>	1391
<b>Banks and non-bank credit institutions</b> .....	<b>61439.0</b>	<b>242542.6</b>	<b>1226201.0</b>	<b>1866550.9</b>	<b>2137363.8</b>	<b>2929224.5</b>	<b>3516846.0</b>	<b>4138974.7</b>
Facilities extended <sup>(3)</sup> .....	54213.8	231353.8	000	000	000	2856676.3	3402991.0	3964449.9
Direct investment and legal partnership .....	3799.3	6096.1	000	000	000	64284.5	97802.3	147856.2
Loans and credits extended <sup>(4)</sup> .....	3425.9	5092.7	000	000	000	8263.7	16052.7	26668.6
<b>Commercial banks</b> .....	<b>46202.0</b>	<b>168932.7</b>	<b>775113.0</b>	<b>1120155.9</b>	<b>519069.2</b>	<b>635935.7</b>	<b>739715.6</b>	<b>782532.6</b>
Facilities extended <sup>(3)</sup> .....	40107.4	159108	000	000	000	618118.4	726646.6	767015.3
Direct investment and legal partnership.....	2981	5102.9	000	000	000	17079.6	12954.2	14734.9
Loans and credits extended <sup>(4)</sup> .....	3113.6	4721.8	000	000	000	737.7	114.8	782.4
<b>Specialized banks</b> .....	<b>15237.0</b>	<b>72513.3</b>	<b>281621.6</b>	<b>399368.1</b>	<b>503405.7</b>	<b>849709.5</b>	<b>1005647.6</b>	<b>1221862</b>
Facilities extended <sup>(3)</sup> .....	14106.4	71174.8	000	000	000	842839.3	996278.5	1210240.2
Direct investment and legal partnership .....	818.3	971.1	000	000	000	6809.3	9319.4	11585.9
Loans and credits extended <sup>(4)</sup> .....	312.3	367.4	000	000	000	60.9	49.7	35.9
<b>Private banks and non-bank credit institutions</b> .....	×	<b>1096.6</b>	<b>169466.4</b>	<b>347026.9</b>	<b>1114888.9</b>	<b>1443579.3</b>	<b>1771482.8</b>	<b>2134580.1</b>
Facilities extended <sup>(3)</sup> .....	×	1071.0	000	000	000	1395718.6	1680065.9	1987194.4
Direct investment and legal partnership.....	×	22.1	000	000	000	60746.3	75528.7	121535.4
Loans and credits extended <sup>(4)</sup> .....	×	3.5	000	000	000	7724.9	15888.2	25850.3

1. Including profits and revenues of coming years. As of Esfand 1388, Banks such as Saderat, Mellat, Tejarat and Refah have been classified as private banks.

2. Revised figures.

3. Referring to facilities extended by banks based upon the Usury-free Banking Law (excluding direct investment and legal partnership), debt purchase and property transactions.

4. Including former housing loans, customers' indebtedness for letters of credits, paid guarantee, customers' indebtedness for exchange rate differential, participation papers, former claims and protested promissory notes.

Source: Central Bank of the Islamic Republic of Iran.

**12. 14. CLAIMS OF BANKS AND NON-BANK CREDIT INSTITUTIONS ON NON-PUBLIC SECTOR FOR EXTENDED FACILITIES<sup>(1)</sup> BY TYPE OF ISLAMIC CONTRACTS AT THE END OF THE YEAR** (bln rials)

Description	1375	1380	1385	1387	1388	1389	1390 <sup>(2)</sup>	1391
<b><i>Banks and non-bank credit institutions</i></b> .....	<b>58013.1</b>	<b>237450.2</b>	<b>1179722.5</b>	<b>1813250.1</b>	<b>2103916.1</b>	<b>2903482.3</b>	<b>3456633.3</b>	<b>4067590.6</b>
Installment sale.....	25168.5	148370.3	568070.0	817676.5	771734.1	902270.2	1043079.8	1191296.2
Mudarabah.....	3912.6	13095.9	90626.9	122452.1	107095.2	126724.2	126240.4	125732.2
Civil partnership.....	11385.0	20394.5	176432.4	306311.0	577635.8	1092262.6	1268492.1	1581456.1
Ghardh-al-hasaneh (interest-free loan) .....	2603.3	10643.8	40789.0	63690.0	92813.3	119575.5	178483.5	216129.7
Hire purchase.....	624.0	1580.1	34806.4	26162.8	21482.1	22602.2	24603.0	27434.9
Forward transactions .....	2878.7	17755.6	57189.1	56901.1	27052.5	21700.4	20136.3	17652.6
Legal partnership .....	2184.5	3867.6	21396.0	27921.3	32211.7	44811.1	67765.2	103724.3
Direct investment.....	1614.8	2228.5	11483.0	13122.7	14883.3	19473.4	30037.1	44131.9
Jualah .....	3836.0	3748.7	59639.9	78225.5	74993.8	131729.3	149726.7	189525.7
Debt purchase .....	10.3	19.9	2001.0	0.0	0.0	0.0	0.0	0.0
Other facilities <sup>(3)</sup> .....	3795.4	15745.2	117288.8	300787.1	384014.3	422333.4	548069.2	570507.0
<b><i>Commercial banks</i></b> .....	<b>43088.4</b>	<b>164210.9</b>	<b>737336.6</b>	<b>1082135.6</b>	<b>511823.3</b>	<b>629914.6</b>	<b>727804.2</b>	<b>763972.9</b>
Installment sale.....	18524.9	94962.4	350191.8	509435.8	180247.2	207381.3	218164.5	220911.5
Mudarabah.....	3319.1	11230.6	59425.2	55044.8	31188.5	34644.4	36143.9	35786.4
Civil partnership.....	7090.5	15264.5	90546.0	130502.0	76874.5	116433.1	141005.3	171666.7
Ghardh-al-hasaneh (interest-free loan) .....	2192.1	9517.8	33938.8	52002.5	30296.5	38946.3	56404.6	60926.8
Hire purchase.....	498.4	1087.5	8106.1	9957.1	1861.2	6492.6	6551.2	6977.0
Forward transactions .....	2497.8	14638.3	49872.2	48947.2	13187.9	14271.6	12213.5	9070.3
Legal partnership .....	1730.1	3145.2	12789.5	17636.1	11363.7	11451.5	7990.7	7598.1
Direct investment.....	1250.9	1957.7	9565.0	9717.7	5711.5	5628.1	4963.5	7136.8
Jualah .....	3496.7	3390.6	45288.4	65407.1	38196.5	61385.0	75822.8	86331.1
Debt purchase .....	10.3	15.8	234.1	0.0	0.0	0.0	0.0	0.0
Other facilities <sup>(3)</sup> .....	2477.6	9000.5	77379.5	183485.3	122895.8	133280.7	168544.2	157568.2
<b><i>Specialized banks</i></b> .....	<b>14924.7</b>	<b>72146.0</b>	<b>278439.8</b>	<b>397210.2</b>	<b>500976.1</b>	<b>852286.3</b>	<b>1004130.4</b>	<b>1225192.9</b>
Installment sale.....	6643.6	52930.5	183087.7	282930.4	325848.8	402214.2	533634.2	687729.2
Mudarabah.....	593.5	1776.4	2591.2	2467.2	2947.4	7608.1	5618.3	6028.7
Civil partnership.....	4294.5	5088.8	36467.7	42993.5	86776.8	333425.2	326832.4	366163.2

**12. 14. CLAIMS OF BANKS AND NON-BANK CREDIT INSTITUTIONS ON NON-PUBLIC SECTOR FOR EXTENDED FACILITIES <sup>(1)</sup> BY TYPE OF ISLAMIC CONTRACTS AT THE END OF THE (continued)**

(bln rials)

Description	1375	1380	1385	1387	1388	1389	1390 <sup>(2)</sup>	1391
Ghardh-al-hasaneh (interest-free loan) .....	411.2	1124.1	6261.9	9288.9	13792.3	19658.5	37545.4	45676.3
Hire purchase.....	125.6	466.0	3818.1	3583.7	3934.2	4346.9	4494.0	4482.3
Forward transactions .....	380.9	3039.2	7011.7	7949.9	7156.9	6640.7	7205.6	7946.5
Legal partnership .....	454.4	700.3	6023.1	3814.1	4119.6	4705.2	7066.7	9183.2
Direct investment.....	363.9	270.8	156.2	480.2	1937.5	2104.1	2252.7	2402.7
Jualah .....	339.3	25.2	3572.5	4407.8	6839.9	14490.5	16354.9	23602.4
Debt purchase .....	0.0	1.9	78.2	0.0	0.0	0.0	0.0	0.0
Other facilities <sup>(3)</sup> .....	1317.8	6722.7	29371.5	39294.5	47622.7	57092.9	63126.2	71978.4
<b>Private banks and non-bank credit institutions.....</b>	×	<b>1093.3</b>	<b>163946.1</b>	<b>333904.3</b>	<b>1091116.7</b>	<b>1421281.4</b>	<b>1724698.7</b>	<b>2078424.8</b>
Installment sale.....	×	477.4	34790.5	25310.3	265638.1	292674.7	291281.1	282655.5
Mudarabah.....	×	88.9	28610.5	64940.1	72959.3	84471.7	84478.2	83917.1
Civil partnership.....	×	41.2	49418.7	132815.5	413984.5	642404.3	800654.4	1043626.2
Ghardh-al-hasaneh (interest-free loan) .....	×	1.9	588.3	2398.6	48724.5	60970.7	84533.5	109526.6
Hire purchase.....	×	26.6	22882.2	12622.0	15686.7	11762.7	13557.8	15975.6
Forward transactions.....	×	78.1	305.2	4.0	6707.7	788.1	717.2	635.8
Legal partnership.....	×	22.1	2583.4	6471.1	16728.4	28654.4	52707.8	86943.0
Direct investment.....	×	0.0	1761.8	2924.8	7234.3	11741.2	22820.9	34592.4
Jualah .....	×	332.9	10779.0	8410.6	29957.4	55853.8	57549.0	79592.2
Debt purchase.....	×	2.2	1688.7	0.0	0.0	0.0	0.0	0.0
Other facilities <sup>(3)</sup> .....	×	22.0	10537.8	78007.3	213495.8	231959.8	316398.8	340960.4

1. Including profits and revenues of coming years. Moreover, including new private banks such as Saderat, Mellat, Tejarat and Refah as of the year 1388.

2. Revised figures.

3. Including property transactions outstanding, overdue debts, matured liabilities and debt purchase as of the year 1387

Source: Central Bank of the Islamic Republic of Iran.

**12. 15. SHARE OF NON-PUBLIC ECONOMIC SECTORS IN THE FACILITIES EXTENDED  
BY BANKS <sup>(1)</sup>** (percent)

Description	Total	Agriculture	Construction and housing	Manufacturing and mining	Services <sup>(2)</sup>
<i>Total</i>					
1380.....	100.0	17.6	24.7	36.7	21.0
1385 <sup>(3)</sup> .....	100.0	15.9	23.3	21.0	39.8
1387.....	100.0	11.0	21.9	37.8	29.4
1388.....	100.0	12.2	23.7	33.4	30.6
1389.....	100.0	6.2	21.6	37.5	34.6
1390.....	100.0	7.3	38.0	15.3	39.4
<b>1391.....</b>	<b>000</b>	<b>000</b>	<b>000</b>	<b>000</b>	<b>000</b>
<i>Commercial banks</i>					
1380.....	100.0	8.6	18.8	47.2	25.4
1385.....	100.0	15.2	11.2	26.9	46.7
1387.....	100.0	7.7	34.1	40.8	17.5
1388.....	100.0	10.4	20.4	24.3	46.2
1389.....	100.0	14.4	30.7	14.3	40.6
1390.....	100.0	4.1	28.1	26.4	41.4
<b>1391.....</b>	<b>000</b>	<b>000</b>	<b>000</b>	<b>000</b>	<b>000</b>
<i>Specialized banks</i>					
1380.....	100.0	49.1	45.0	-0.4	6.3
1385.....	100.0	33.0	69.2	4.5	-6.7
1387.....	100.0	22.1	6.0	61.0	10.8
1388.....	100.0	18.8	16.3	57.4	7.6
1389.....	100.0	11.3	6.7	74.7	7.3
1390.....	100.0	15.2	74.0	4.3	6.5
<b>1391.....</b>	<b>000</b>	<b>000</b>	<b>000</b>	<b>000</b>	<b>000</b>
<i>Private banks</i>					
1387.....	100.0	2.3	21.7	2.9	73.1
1388.....	100.0	1.6	68.2	10.4	19.8
1389.....	100.0	9.7	30.0	16.4	43.9
1390.....	100.0	2.9	16.4	19.8	60.9
<b>1391.....</b>	<b>000</b>	<b>000</b>	<b>000</b>	<b>000</b>	<b>000</b>

1. Excluding profits and revenues of coming years.

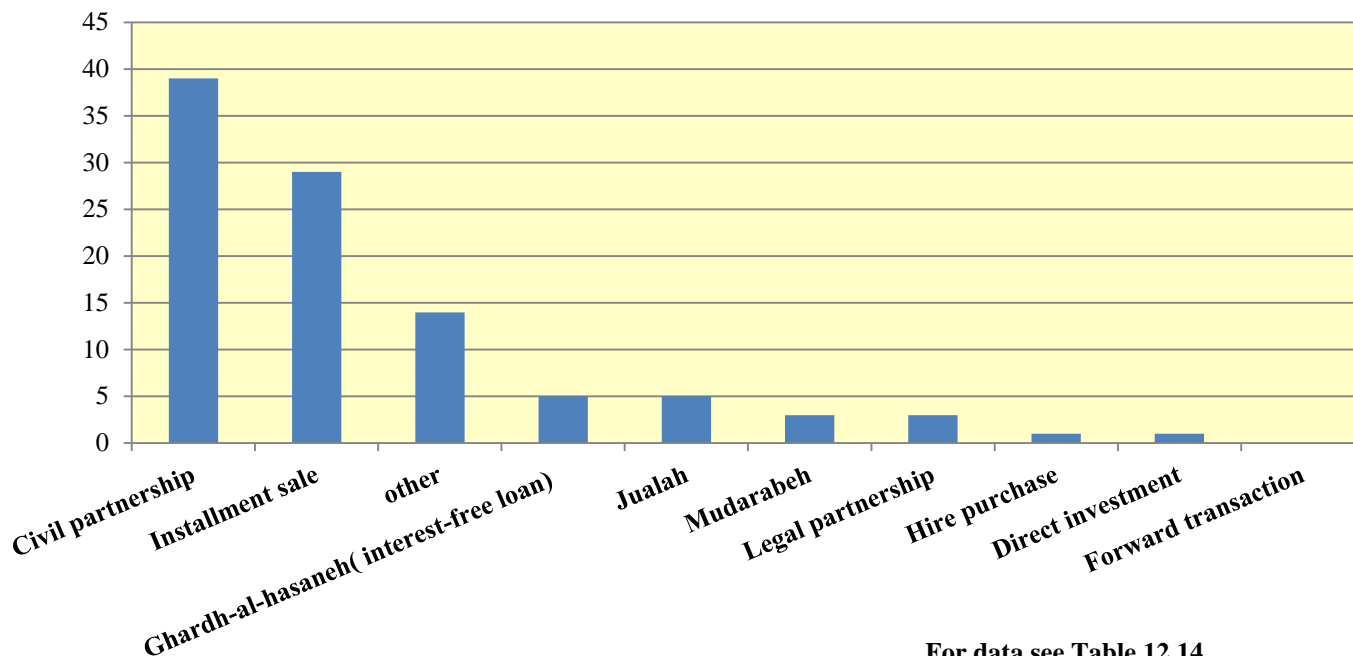
2. Including Ghardh-al-hasaneh and exports facilities.

3. Including statistics on non-bank credit institutions.

Source: Central Bank of the Islamic Republic of Iran.

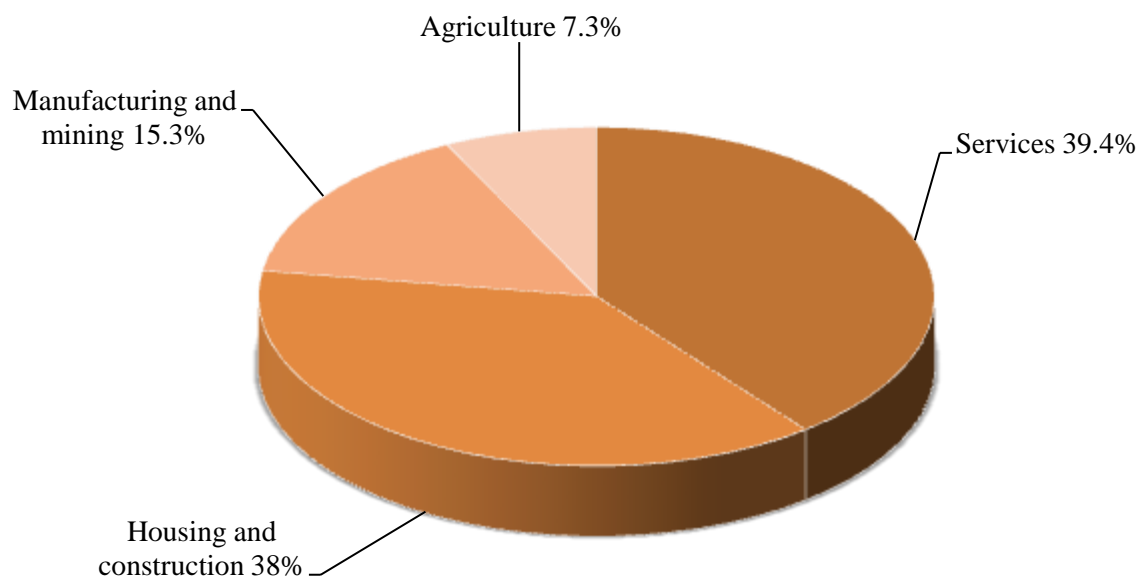
**12.4 CLAIMS OF BANKS AND NON-BANK CREDIT INSTITUTIONS ON NON-PUBLIC SECTOR FOR EXTENDED FACILITIES BY PERCENTAGE OF OF EACH ISLAMIC CONTRACT, THE YEAR 1391**

Percent



For data see Table 12.14.

**12.5 SHARE OF NON-PUBLIC ECONOMIC SECTORS IN THE FACILITIES EXTENDED BY BANKS, THE YEAR 1390**



For data see Table 12.15.

### 12. 16. FACILITIES EXTENDED BY SPECIALIZED BANKS TO MAJOR ECONOMIC SECTORS (blnrrials)

Year	Total	Agriculture	Manufacturing and mining <sup>(1)</sup>	Housing Construction
1375.....	7147. 4	3695. 2	348. 6	<sup>(2)</sup> 3103. 6
1380.....	29225. 4	16488. 1	280. 7	<sup>(3)</sup> 12456. 6
1385.....	133708. 6	52920. 7	7644. 4	73143. 5
1387.....	000	000	000	000
1388.....	000	000	000	000
1389.....	000	000	000	000
1390.....	<sup>(4)</sup> 2008973	172343	633928	341396
<b>1391.....</b>	<b><sup>(5)</sup>1955885</b>	<b>176945</b>	<b>619324</b>	<b>264135</b>

1. Including facilities extended by the Manufacturing and Mining Bank out of domestic resources.

2. Including facilities extended by the RefahKargaran Bank to the housing sector.

3. Including facilities extended by the Housing Bank only.

4. Revised figures. An amount of 240746 (bln rials) is related to trade, an amount of 618188 (bln rials) is related to services and 2372 (bln rials) is miscellaneous which are included in the total.

5. An amount of 228318 (bln rials) is related to trade, an amount of 665277 (bln rials) is related to services and 1886 (bln rials) is miscellaneous which are included in the total.

Source: Central Bank of the Islamic Republic of Iran.

### 12. 17. NUMBER AND VALUE OF EXCHANGED AND RETURNED CHECKS IN TEHRAN BANKING CHECKS' CLEARING HOUSE (1000 sheets- bln rials)

Year	Checks cleared		Checks returned	
	Number	Value	Number	Value
1375.....	32990	261097	2047	13264
1380.....	58819	832755	2935	36849
1385.....	78201	2998758	3599	109263
1387.....	63649	4663571	4944	209422
1388.....	47468	4629400	5087	234071
1389.....	49368	6285191	5857	27896
1390.....	51368	7367062	6374	356068
<b>1391.....</b>	<b>50648</b>	<b>9045035</b>	<b>5975</b>	<b>430143</b>

Source: Central Bank of the Islamic Republic of Iran.

**12. 18. STATUS OF PARTICIPATION PAPERS PUBLISHED BY THE END OF THE YEAR****(bln rials)**

Year	Number of projects	Total value published	Value sold	Matured value	Not-matured value	Rate of part payment of interest (percent)
1375.....	3	400.6	400.6	0	700.6	<sup>(1)</sup> 20
1380.....	11	16100.0	15543.3	6233.5	19729.5	17.0
1385.....	18	45700.0	37962.1	19252.1	86877.6	15.5
1387.....	3	11800.0	11298.7	000	000	18.0
1388.....	8	17700.0	17696.8	000	000	16.0
1389.....	27	179419.1	159137.1	000	000	<sup>(2)</sup> 16.0
1390.....	25	92167.0	47905.0	000	000	<sup>(3)</sup> 15.5
<b>1391</b> * .....	<b>38</b>	<b>222448.9</b>	<b>123218.1</b>	000	000	<b>20.0</b>

1. Excluding the first round of Iran Khodro's participation papers whose rate of part payment of interest was 24%, the minimum and maximum rate of part payment of interest was 15.5% and 17.0% respectively.

2. The minimum and maximum part payment of interest was 16.0% and 17.0% respectively.

3. The minimum and maximum part payment of interest was 15.5% and 20.0% respectively.

Source: Central Bank of the Islamic Republic of Iran.

**12. 19. OWNERS OF BONDS AT THE END OF THE YEAR****(mln rials)**

Year	Total	People and private sector	Public institutions	Central Bank of the I. R. Iran	Other banks
1375.....	2701557	0	65854	836002	1799701
1380.....	2701557	0	65854	2635703	0
1385.....	2701557	0	0	2701557	0
1387.....	2701557	0	0	2701557	0
1388.....	2701557	0	0	2701557	0
1389.....	2701557	0	0	2701557	0
1390.....	2701557	0	0	2701557	0
<b>1391</b> .....	<b>2701557</b>	<b>0</b>	<b>0</b>	<b>2701557</b>	<b>0</b>

Source: Central Bank of the Islamic Republic of Iran.



**12. 20. PREMIUMS RECEIVED BY TYPE OF INSURANCE****(mln rials)**

Type of insurance	1380	1385	1386	1387	1388	1389	1390 <sup>(1)</sup>	1391
Fire .....	504973	1787217	2340686	2472280	2789136	3085830	3917518	4390355
Cargo .....	390417	912509	1033799	1056361	872602	816016	815482	1075072
Accident .....	151829	445528	555417	689132	842672	900067	1147482	1476135
Driver accidents <sup>(2)</sup> .....	277793	870550	1149307	1586697	2239330	2058324	2088844	5151548
Car body .....	506530	3386727	3915626	4181455	5197212	5657657	6045575	7167627
Third party and surplus ..	1612085	10721547	13683314	15715570	19012168	22695526	30802437	44702048
Health .....	639181	2104212	2637542	3165840	4231379	7968141	15021385	21353336
Ship (hull) .....	21102	76975	116700	142258	130475	229404	800867	626648
Aircraft .....	53033	323321	327170	445857	506001	536798	605972	741118
Engineering .....	65598	522992	795876	769062	978324	1141519	1451295	1500680
Money .....	5007	27594	35607	32622	50061	60531	73941	86946
Responsibility .....	166331	1050183	1567035	2136546	2423099	2995220	4081857	5763063
Credit .....	14988	147228	109386	76621	45535	154948	486584	384408
Oil and energy .....	21876	615819	890194	876554	996132	902588	1075073	2013054
Life .....	249460	652982	787822	828970	1220997	1811149	2423783	3369234
Other .....	2364	3616	4456	4868	13122	26657	32239	74843

1. Revised figures.

2. Passengers were covered till the year 1387, including passenger of motor vehicles which used to be presented as Passenger accident insurance.

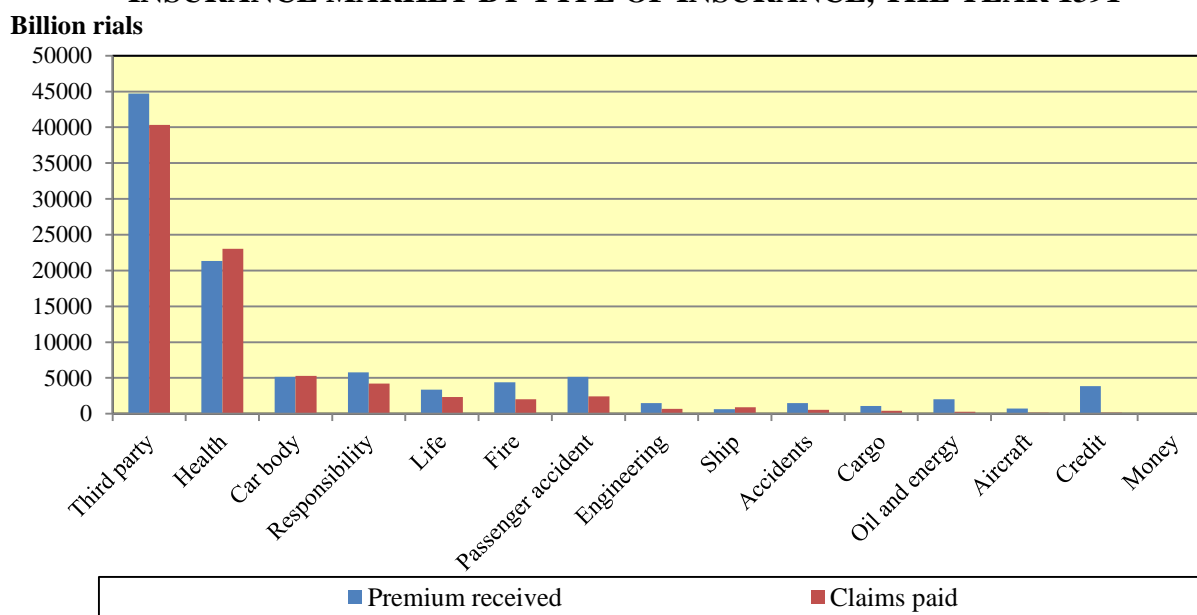
Source: Central Insurance of Iran.

**12. 21. CLAIMS INCURRED BY TYPE OF INSURANCE****(mln rials)**

Type of insurance	1380	1385	1386	1387	1388	1389	1390 <sup>(1)</sup>	1391
Fire .....	134724	330749	531814	1020167	687797	854238	1143949	2030784
Cargo.....	61300	238402	177409	228386	177007	227300	262370	397307
Accident .....	91928	199732	205572	272727	264661	300160	381120	534286
Driver accidents <sup>(2)</sup> .....	120613	332272	384448	372049	436379	557686	719530	2422792
Car body.....	261697	2657084	2501845	2601190	3167656	3595941	4169680	5304989
Third party and surplus.....	2090154	10764017	14211641	14830526	17626934	20853812	27662083	40341306
Health.....	666390	1378008	1950648	3013087	5139236	9920984	15094333	23052823
Ship (hull) .....	22591	83928	99905	59021	183932	269421	482701	894815
Aircraft .....	19201	189265	101127	223130	329679	219845	119569	148609
Engineering .....	11720	179583-	183845	247340	421843	682534	540010	690023
Money .....	3307	6997	2273	4304	15471	13930	11482	16399
Responsibility.....	113989	621318	676407	1236656	1218264	1522578	1653357	4194568
Credit .....	18995	143862	107960	88869	31071	113804	47093	139192
Oil and energy.....	556	311594	233165	101606	198616	217993	152011	276067
Life .....	283406	540201	472675	606612	824235	1152836	1596025	2333606
Other .....	183	2416	3545	3318	3797	11579	16775	46020

1. Revised figures.

2. Passengers were covered till the year 1387, including passenger of motor vehicles which used to be presented passenger accident insurance.

**12.6 PREMIUMS RECEIVED AND CLAIMS PAID IN THE INSURANCE MARKET BY TYPE OF INSURANCE, THE YEAR 1391**

For data see Tables 12.20 and 12.21

**12. 22. RATIO OF CLAIMS PAID TO PREMIUMS RECEIVED BY TYPE OF INSURANCE****(percent)**

Type of insurance	1380	1385	1386	1387	1388	1389	1390 <sup>(1)</sup>	1391
Fire .....	26.68	18.51	22.72	41.26	24.66	27.68	29.20	46.26
Cargo .....	15.7	26.13	17.16	21.62	20.28	27.85	32.17	36.96
Accident .....	60.55	44.83	37.01	39.58	31.41	33.35	33.21	36.19
Driver accidents <sup>(2)</sup> .....	43.42	38.17	33.45	23.45	19.49	27.09	34.45	41.75
Car body.....	51.66	78.46	63.89	62.21	60.95	63.56	68.97	74.01
Third party and surplus.....	129.66	100.4	103.86	94.37	92.71	91.89	89.8	90.24
Health.....	104.26	65.49	73.96	95.17	121.46	124.51	100.49	107.96
Ship (hull).....	107.05	109.03	85.61	41.49	140.97	117.44	60.27	142.79
Aircraft .....	36.21	58.54	30.91	50.05	65.15	40.95	19.73	20.05
Engineering.....	17.87	××	23.1	32.16	43.12	59.79	37.21	45.98
Money .....	66.04	25.36	6.38	13.19	30.9	23.01	15.53	18.86
Responsibility .....	68.53	59.16	43.16	57.88	50.28	50.83	40.51	72.78
Credit .....	126.73	97.71	98.7	115.99	68.24	73.45	9.68	36.21
Oil and energy .....	2.54	50.6	26.19	11.59	19.94	24.15	14.14	13.71
Life .....	113.61	82.73	60.00	73.18	67.51	63.65	65.85	69.26
Other .....	7.72	66.83	79.55	68.16	28.94	43.44	52.03	61.49

1. Revised figures.

2. Passengers were covered till the year 1387; including passenger of motor vehicles which used to be presented as passenger accident insurance

. Source: Central Insurance of Iran

**12. 23. NUMBER OF CORPORATIONS ACCEPTED ON TEHRAN STOCK EXCHANGE AND THE NUMBER AND VALUE OF TRANSACTIONS****(1000 shares;mlnrials)**

Year	Number of corporations accepted	Transactions	
		Number	Value
1375.....	246	901768	4381597
1380.....	318	1705559	7830933
1385.....	416	14784391	55644206
1387.....	346	47975438	137385359
1388.....	337	85625055	184166207
1389.....	342	101912743	218054912
1390.....	343	73188831	226447349
<b>1391.....</b>	<b>322</b>	<b>80156154</b>	<b>257072476</b>

Source: Tehran Stock Exchange.

**12. 24. CORPORATIONS ACCEPTED ON TEHRAN STOCK EXCHANGE BY INDUSTRIES**

Industry	1385	1386	1387	1388	1389	1390	1391
<b>Total.....</b>	<b>416</b>	<b>317</b>	<b>346</b>	<b>337</b>	<b>342</b>	<b>343</b>	<b>322</b>
Mining of coal, lignite and charcoal.....	1	1	1	1	1	1	1
Farming and related services activities.....	1	1	1	1	1	1	1
Mining of metallic mineral .....	8	8	8	8	8	8	8
Exploitation of other mines .....	2	1	1	1	1	1	1
Manufacture of textiles .....	22	3	3	3	3	3	3
Tanning, dressing of leather and manufacture of footwear.....	1	1	1	1	1	1	1
Wood and wood products .....	2	2	2	2	2	2	2
Paper and paper products .....	7	4	4	4	4	4	2
Publishing, printing and reproduction of recorded media .....	1	1	1	1	1	1	1
Oil refining and nuclear fuels.....	4	4	5	5	6	6	6
Rubber and plastic products .....	15	12	12	10	10	10	8
Manufacturing of basic metals.....	26	24	26	23	24	23	22
Fabricated metal products .....	18	9	10	9	9	8	7
Machinery and equipment .....	33	15	19	16	16	16	14
Electrical apparatus .....	13	11	11	11	11	9	8
Radio and television .....	7	2	5	4	4	3	1
Medical, optical and measurement instruments.....	2	1	1	1	1	1	1
Motor vehicle and manufacture of accessories.....	31	30	30	31	31	31	31
Transport equipment .....	2	1	1	x	x	x	x
Manufacture of furniture and products.....	2	1	1	1	x	x	x
Lump sugar and sugar .....	17	17	17	14	14	13	12
Multi -industry corporations.....	3	4	4	4	4	4	4
Food products and beverages, excluding lump sugar and sugar .....	33	19	24	22	22	22	20
Pharmaceutical products and materials .....	30	26	27	27	27	27	27
Chemical products .....	33	26	27	27	27	30	29
Industrial contract working ... ..	1	1	1	1	1	1	x
Computer and related activities .....	3	3	3	3	3	5	5
Technical and engineering services .....	2	2	2	2	2	2	2
Real estates and properties, housing mass production.....	13	12	12	12	12	12	12
Tiles and ceramics .....	10	8	10	10	10	10	10
Cement, lime and gypsum .....	28	28	29	30	30	30	30
Other non-metallic mineral products .....	22	16	20	20	20	19	12
Investments .....	12	12	13	13	14	14	15
Banks and credit institutes.....	3	4	5	7	8	10	10
Other financial intermediations.....	4	4	4	4	4	4	4
Transport, storage and communications.....	4	3	4	4	4	5	5
Telecommunications.....	x	x	1	1	1	1	1
Extraction of oil, gas and lateral services of exploration.....	x	x	x	1	1	1	1
Insurance and retirement fund excluding social security.....	x	x	x	2	4	4	5

Source: Tehran Stock Exchange.

**12. 25. SHARES TRANSACTED OF ACCEPTED CORPORATIONS ON TEHRAN STOCK****EXCHANGE BY MAJOR INDUSTRIES****(1000 shares)**

Industry	1385	1386	1387	1388	1389	1390	1391
<b>Total.....</b>	<b>14784391</b>	<b>23400881</b>	<b>47975438</b>	<b>85625055</b>	<b>101912743</b>	<b>73188831</b>	<b>80156154</b>
Mining of coal, lignite and charcoal.....	6859	6640	12145	7817	9649	70145	67019
Farming and related services activities.....	258	530	360	400	494	7294	2225
Mining of metallic mineral.....	1151038	1082821	1306662	906663	1923853	2100537	4452168
Exploitation of other mines.....	3110	946	34678	62	1618	897	93
Manufacture of textiles.....	3868	45425	1339	3065	143362	4983	3046
Tanning, dressing of leather and manufacture of footwear.....	367	325	1098	2103	11280	75	18766
Wood and wood products.....	59	2296	801	3264	7344	1536	7910
Paper and paper products.....	5957	4465	8464	5757	11548	29842	18774
Publishing, printing and reproduction of recorded media.....	861	227	479	302	9748	4938	2317
Oil refining and nuclear fuels.....	75587	70171	1302402	2248674	2292983	2634782	6759193
Rubber and plastic products.....	73062	66451	32683	106587	329285	550745	216579
Manufacturing of basic metals.....	1733522	10576770	9177177	3225483	12515400	6764289	9069954
Fabricated metal products.....	33133	74948	77726	605681	1805719	1288799	1222221
Machinery and equipment.....	684142	305373	791272	391414	579541	383155	291349
Electrical apparatus.....	165387	133350	190463	473727	449730	814447	1415701
Radio and television.....	58413	42818	68051	49028	140788	52333	23142
Medical, optical and measurement instruments.....	8979	29378	116619	40103	43690	32397	13771
Motor vehicle and manufacture of accessories.....	2090636	2438076	2671147	3800355	20115995	7272402	8804470
Transport equipment.....	999	290	3164001	×	×	×	×
Manufacture of furniture and products.....	1548	2118	4121	5337	×	×	×
Lump sugar and sugar.....	38851	31373	39446	34050	102233	619933	694532
Multi-industry corporations.....	1625691	888181	4536173	1695154	2595055	4536431	7630222
Food products and beverages, excluding lump sugar and sugar.....	270641	114982	131300	254714	411927	1594750	1031966
Pharmaceutical products and materials.....	226697	267350	540440	280950	547223	1008938	318363
Chemical products.....	561139	904118	659363	606356	4592237	3595858	6635298
Industrial contract working.....	45269	156149	167557	2072830	1748994	1765705	×
Computer and related activities.....	81498	46313	41035	96332	188339	574149	481878
Technical and engineering services.....	1872	1030850	2239770	2439794	3288617	1069163	1052824
Real estates and properties, housing mass production.....	1372170	1367562	342661	448354	849148	1660939	2387301
Tiles and ceramics.....	25440	65130	48692	134785	156302	488271	643000
Cement, lime and gypsum.....	797138	1045073	496362	874726	1163099	1175902	1706043
Other non-metallic mineral products.....	83562	133216	99036	536719	452097	443116	581140
Investments.....	1381345	856321	1019666	1095243	4917442	9089267	5531621
Banks and credit institutes.....	1959825	1392335	2,574,830	34361173	23246122	17887315	13993028
Other financial intermediations.....	177355	184597	198025	385559	605453	567989	1447919
Transport, storage and communications.....	38113	33912	12059	516075	2452497	759204	452468
Telecommunications.....	×	×	15867337	25048701	11975477	1390423	1120921
Extraction of oil, gas and lateral services of exploration.....	×	×	×	2044066	1682157	1979091	967624
Insurance and retirement fund excluding social security.....	×	×	×	823652	546297	968791	1091308

**12.26. VALUE OF SHARES TRANSACTED OF ACCEPTED CORPORATIONS ON TEHRAN  
STOCK EXCHANGE BY INDUSTRIES**

(mlnrrials)

Industry	1385	1386	1387	1388	1389	1390	1391
<b>Total.....</b>	<b>55644206</b>	<b>73074274</b>	<b>137385359</b>	<b>184166207</b>	<b>218054912</b>	<b>226447349</b>	<b>257072476</b>
Mining of coal, lignite and charcoal .....	101350	37606	85321	30236	60274	404038	242092
Farming and related services activities .....	1697	4283	3221	3830	6538	119003	45362
Mining of metallic mineral.....	8479110	10168435	14106408	4454481	11051534	12357684	23519249
Exploitation of other mines .....	38827	2885	94343	140	4110	2867	268
Manufacture of textiles .....	7743	29615	5511	6221	373905	18788	9526
Tanning, dressing of leather and manufacture of footwear .....	254	255	664	2997	104368	542	33033
Wood and wood products .....	149	4111	1277	6416	46672	9540	24677
Paper and paper products .....	23148	13193	42058	16888	21070	72405	60625
Publishing, printing and reproduction of recorded media .....	7892	1457	2344	833	29383	16696	9310
Oil refining and nuclear fuels .....	494681	522804	7835806	10541437	7219331	8556053	24418499
Rubber and plastic products .....	216578	83650	30874	74134	498609	836478	469852
Manufacturing of basic metals .....	9117561	31262031	51893566	7502386	29901825	26314850	46896056
Fabricated metal products .....	48191	55796	41606	821749	3796428	3001595	2051676
Machinery and equipment .....	2529693	811934	2532833	611714	1042172	700687	474213
Electrical apparatus.....	315783	190399	533887	3545757	2126539	3668238	4093694
Radio and television.....	200290	65926	178843	51763	312728	50836	26431
Medical, optical and measurement instruments	12153	21620	270393	413054	362168	456178	171767
Motor vehicle and manufacture of accessories.....	6215714	4097309	3441721	4994469	49504210	19394188	10581421
Transport equipment .....	1006	291	9496710	×	×	×	x
Manufacture of furniture and products .....	1924	2364	4564	4587	×	×	24677
Lump sugar and sugar.....	130587	77120	215408	126160	405828	4811647	6770702
Multi -industry corporations.....	5966485	2381060	12783351	3560830	7670969	16544454	32650293
Food products and beverages, excluding lump sugar and sugar.....	750580	222784	206762	506206	996893	4400590	4004816
Pharmaceutical products and materials. ....	1510772	1584071	1258345	1207113	3444720	4492362	1363608
Chemical products .....	4290634	5952274	3075293	2018110	16176288	20298107	41799059
Industrial contract working....	153341	167892	103409	3107250	5209253	3612880	--
Computer and related activities.....	442628	208723	196985	538573	1929438	5037288	3830583
Technical and engineering services.....	15980	1427452	1609554	6659270	6055393	3880361	2296506
Real estates and properties, housing mass production .....	4988741	4396724	899423	799133	1702937	3117366	4695120
Tiles and ceramics.....	50875	111216	86416	354067	279794	1424957	1639788
Cement, lime and gypsum .....	4129252	5067154	2569843	2431796	3189853	2720322	3859636
Other non-metallic products .....	118308	180903	153536	847473	755704	1145779	1112609
Investments .....	1343766	602060	765273	888621	6340472	14869374	5786188
Banks and credit institutes.....	3448425	2845764	4575330	35824651	30489839	42332137	24394264
Other financial intermediations....	228231	268830	291849	771393	1404362	1432189	1381348
Transport, storage and communications....	261857	204285	8102	1244102	2980061	3024319	928000
Telecommunications.....	×	×	17984531	81882577	14631380	4813930	2728070
Extraction of oil, gas and lateral services of exploration.....	×	×	×	4292176	4974648	9105450	2719905
Insurance and retirement fund excluding social security.....	×	×	×	4023613	2955217	3403170	1959553

Source: Tehran Stock Exchange.

### 12. 27. GENERAL CHARACTERISTICS OF CREDIT COOPERATIVES AT THE END OF THE YEAR

Description	Number	Members	Employees	Capital (mln rials)
<i>Registered cooperatives<sup>(1)</sup></i>				
1375.....	804	304761	2600	4099793
1380.....	1646	455606	12457	5443928
1385.....	1981	505995	13786	6563079
1387.....	1995	508678	14061	6594858
1388.....	2016	510971	14362	6602243
1389.....	2023	491433	29390	7284734
1390.....	2026	269585	29268	6268037
<b>1391.....</b>	<b>2026</b>	<b>583713</b>	<b>54952</b>	<b>6731567</b>
<i>Cooperatives under establishments</i>				
1375.....	7	1584	0	38
1380.....	6	696	29	379
1385.....	44	6798	146	2393
1387.....	55	9089	392	32960
1388.....	63	10001	637	36017
1389.....	3	166	60	258
1390.....	3	431	55	703
<b>1391.....</b>	<b>2</b>	<b>381</b>	<b>5</b>	<b>503</b>
<i>Cooperatives in operation</i>				
1375.....	462	241652	2308	4083431
1380.....	1065	374546	11331	5419732
1385.....	1286	415478	12239	6532557
1387.....	1289	415870	12268	6533770
1388.....	1302	417244	12327	6538097
1389.....	1155	370320	26727	61284846
1390.....	1060	391959	26132	6128484
<b>1391.....</b>	<b>984</b>	<b>418367</b>	<b>44113</b>	<b>6101600</b>

**12. 27. GENERAL CHARACTERISTICS OF CREDIT COOPERATIVES AT THE END OF THE YEAR(continued)**

Ostan	Number	Member	Employees	Capital (mln rials)
East Azarbayejan.....	52	30660	365	43427
West Azarbayejan.....	88	42421	193	525899
Ardebil .....	11	2092	65	1372
Esfahan .....	39	16971	93	1534593
Alborz.....	28	9534	1819	16920
Ilam.....	12	1531	39	1806
Bushehr.....	9	1429	15	1494
Tehran .....	111	93225	4444	910378
Chaharmahal&Bakhtiari.....	33	4089	532	14942
South Khorasan .....	5	3418	42	7887
Khorasan-e-Razavi .....	77	44937	14596	1436013
North Khorasan .....	8	983	22	360
Khuzestan .....	21	7765	1125	30388
Zanjan.....	43	13597	80	17978
Semnan .....	18	4422	48	4731
Sistan&Baluchestan.....	11	1139	28	21841
Fars .....	47	10727	207	29260
Qazvin .....	24	15514	311	20384
Qom .....	13	6935	19	2097
Kordestan .....	58	10617	60	72742
Kerman .....	24	2592	110	3811
Kermanshah .....	40	11772	149	18987
Kohgiluyeh&Boyerahmad.....	7	735	173	1017
Golestan.....	33	24428	552	39300
Gilan.....	19	2063	218	27289
Lorestan.....	15	220	132	2869
Mazandaran .....	34	26638	17922	158377
Markazi.....	26	4079	63	14453
Hormozgan .....	11	1914	47	1944
Hamedan.....	22	378	144	21253
Yazd .....	45	21542	500	1117788

1. Including cooperatives in operation, out of operation and under establishment.

Source: Ministry of Cooperatives, Labor and Social Welfare.