

19

Government Budget



Introduction

Budget statistics came to existence as the Ministry of Finance undertook formulation of the government budget in the year 1289. The produced statistics drew on the organizations revenues and expenditures data until 1342.

In the year 1342, the responsibility was shifted to the then Planning Organization (present Vice Presidency for Strategic Planning and Supervision). Now, along with formulating the Government public budget (primary approved, amended approved, and realized), the Management and Planning Organization provides for the budget of public corporations and banks, as well as the government affiliated for-profit enterprises which weretransferred to the public sector after the Islamic Revolution.

The statistical information provided here are from budget laws of different years and include various receipts and disbursements of the government public budget, the actual credits of Ostans, summary of the government corporations, government affiliated for-profit enterprises and banks budgets.

Definitions and concepts

Government total budget: the government's financial program for a fiscal year, which corresponds with the Iranian calendar year. It contains the government public budget as well as budgets for banks, government corporations, and government affiliated for-profit enterprises.

Government public budget: the budget in which financial resources required for carry out the annual program as well as current and

development credits for government agencies are formulated and predicted.

Approved and realized budget: the budget for each fiscal year is estimated and proposed to the Cabinet in the previous year by Vice Presidency for Planning and Supervision and is offered to the Majlis for approval as the budget bill. The bill is then communicated to the government as the budget law by the beginning of the new year (primary approved figures or estimate). With regard to possible changes in economic, social, and political conditions and fluctuations in receipts and payments, another budget for departments and organizations is offered to the Majlis by the government as the supplementary bill, which should be approved by the end of the year (amended approved figures). At the end of every fiscal year, the government's actual and realized budget becomes clear with regard to the amount of actual receipts and the sum of payments by the Treasury.

Payments of the government public budget: all development and current expenditures paid by the government from general and special revenues during a fiscal year.

Receipts of the government public budget: all sums known as public and special revenues as well as miscellaneous sources of credits, and funds that legally should be accumulated in the Treasury General's accounts.

General revenues: refers to revenues from incomes of ministries, government institutions, tax and dividends for government monopolies

and properties, other revenues that are included in the total state budget law.

Special revenues: refers to revenues legally allotted to special expenditure(s) in the total state budget law.

Miscellaneous sources of credits: sources considered in the government public budget under the titles of loans, issuing government bonds, returns from previous years payments, and similar titles, and not of the nature of income.

Credit: a sum approved by Majlis for special Expenditures to achieve certain goals of government's programs.

Provision-of-capital-assets (development) credits: refers to the credit allocated to specific operations and services which are carried out based on technical, social and economic studies by government organization. These operations and services are conducted during a specific period of time with a specific budget to realize the goals of the 5-Year Development Plan as a fixed investment or conduct a study to create capital asset. The needed resources for conducting these operations and services are funded through ownership of capital asset. This credit is divided into two types: profit and non profit.

Current credits: credits considered in the 5-Year Development Plan as a whole and in the government public budget in parts to meet government current expenditures as well as expenditures of maintaining the level of government's socio-economic activities.

Prepayment: a payment satisfied before undertaking fulfillment, out of the concerned credits, based on the ordinances and agreements and according to the regulations.

Tax: includes all obligatory and non reimbursable payments by legal and natural entities to the government which are spent according to the law for governance and public expenses.

Project: a correlated and specified set of operations and services carried out in a certain period and at a certain cost for achieving a particular goal.

National projects: strategic, high-technology and extensive projects with supra-regional benefits.

Ostani (provincial) projects: projects planned in Ostans and implemented using both local and national facilities.

Selected information

National budget resources for the year 1393 were predicted to form an amount of 8032 thousand billion rials, indicating a rise of 10.4 percent.

Government revenues and cession of government capital and financial assets were about 2350 thousand billion rials in the year 1393, which decreased by 0.4% in comparison to the previous year.

In the year 1393, cession of capital assets with 34%, tax revenues with 30.4%, and revenues from government ownership with 13.1% account for the highest share of government revenues respectively.

Actual expenditure (current) credits for government agencies of Ostans in the year 1392 was about 50.7 thousand billion rials which increased by 21 percent compared to the previous year. In the year 1391, Ostans' actual provision-of-capital-assets (development) credits increased to about 34.2 thousand billion rials, showing a fall of 64.6 percent in comparison to the year 1390.

19. 1. SUMMARY OF TOTAL COUNTRY BUDGET

(bln rials)

Description	1385	1389	1390	1391	1392	1393
<i>Budget resources</i>	1915105.1	3684703.5	5083938.7	5665618.0	7277064.5	8033484.5
<i>Government public budget resources</i>	587596.8	1271330.7	1697225.1	1644177.1	2360485.5	2350084.6
General resources	548571.0	1179897.6	1545870.0	1442699.1	2104381.7	2111659.2
Revenues	244455.3	505269.2	609989.5	653297.5	906537.4	1003487.5
Cession of capital assets	154878.2	456174.0	590711.3	698764.5	702856.7	798795.0
Cession of financial assets	149237.5	218454.5	345169.2	90637.1	494987.6	309376.7
Special resources	39025.8	91433.1	151355.0	201478.0	256103.8	238425.4
Special revenues	39025.8	91433.1	151355.0	201478.0	256103.8	238425.4
<i>Resources of government corporations, banks and affiliated for profit enterprises ..</i>	1372837.7	2525238.5	3550656.3	4211765.3	5357964.0	5971257.7
Government corporations	1226633.2	2319998.2	3319142.2	3896013.7	4942693.6	5446870.7
Banks	122513.4	168180.0	194275.9	275074.3	53558.2	466170.2
Affiliated for profit enterprises	23691.0	37060.3	37238.1	40677.4	361712.2	58216.8
Less: Duplications	45329.4	111865.7	163942.7	190324.3	441385.0	287857.8
<i>Budget uses</i>	1915105.1	3684703.5	5083938.7	5665618.0	7277064.5	8033484.5
<i>Government public budget uses</i>	587596.8	1271330.7	1697225.1	1644177.0	2360485.5	2350084.6
General uses	548571.0	1179897.6	1545870.1	1442699.1	2104381.7	2111659.2
Expenditures	377935.2	732908.7	897920.6	1010713.0	1280918.1	1493325.0
Ownership of capital assets.....	156551.4	316900.7	349749.4	397455.0	564438.4	412508.6
Ownership of financial assets.....	14084.4	130088.3	298200.0	34531.0	259025.3	205825.5
Special uses	39025.8	91433.1	151355.0	201478.0	256103.8	238425.4
From government special revenues.....	39025.8	91433.1	151355.0	201478.0	256103.8	238425.4
<i>Uses of government corporations, banks and affiliated for profit enterprises.....</i>	1372837.7	2525238.5	3550656.3	4211765.3	5357964.0	5971257.7
Government corporations.....	1226633.2	2319998.2	3319142.2	3896013.7	4942693.6	5446870.7
Banks.....	122513.4	168180.0	194275.9	275074.3	53558.2	466170.2
Affiliated for profit enterprises	23691.0	37060.3	37238.1	40677.4	361712.2	58216.8
Less: Duplications	45329.4	111865.7	163942.7	190324.3	441385.0	287857.8

Source: Vice Presidency for Strategic Planning and Supervision.

19. 2. SUMMARY OF GOVERNMENT REVENUES AND EXPENDITURES (PRIMARY APPROVED FIGURES) (bln rials)

Description	1385	1389	1390	1391	1392	1393
Revenues.....	244455.3	505269.2	609989.5	653297.5	906537.4	1003487.5
Tax revenues	177617.3	351453.9	404441.9	454004.4	560774.2	702545.1
Social contributions.....	0.0	0.0	0.0	0.0	0.0	0.0
Grants.....	0.0	0.0	0.0	0.0	0.0	0.0
Revenues from government properties	50344.5	104417.3	150823.9	148625.7	280170.6	188956.6
Revenues from sale of goods and service....	9413.0	26414.9	24885.4	26674.3	35224.4	54882.9
Revenues from penalties and losses.....	2708.5	5536.0	11316.7	8356.0	12412.9	20228.9
Miscellaneous revenues	4372.0	17447.0	18521.5	15637.1	17955.3	36873.8
Expenditures.....	377935.2	732908.7	897920.6	1010713.0	1280918.1	1493325.0
Employees compensation.....	116659.0	228285.4	278955.0	317575.3	538022.9	651518.7
Utilization of goods and services	32263.3	89800.0	117179.7	151724.6	174187.1	192375.0
Expenditures of properties and assets	463.2	1023.5	3252.8	2524.6	10820.5	9152.3
Subsidies	60599.6	131639.7	167950.1	136325.0	228454.1	212646.7
Grants.....	43856.7	43014.3	39229.9	62320.9	41893.5	69162.7
Social welfare.....	69959.1	212428.7	265163.1	304890.5	248486.9	312206.5
Other.....	54134.3	26717.1	26189.6	35352.3	39053.1	46262.8
Operational balance.....	-133479.9	-227639.5	-287931.1	-357415.6	-374380.7	-489837.4

Source: Vice Presidency for Strategic Planning and Supervision.

**19. 3. SUMMARY OF CESSION AND OWNERSHIP OF GOVERNMENT CAPITAL ASSETS
(PRIMARY APPROVED FIGURES) (bln rials)**

Description	1385	1389	1390	1391	1392	1393
<i>Cession of capital assets</i>	154878.2	456174.0	590711.3	698764.5	702856.7	798795.0
Section 1. Oil revenue	⁽¹⁾ 151801.0	⁽¹⁾ 434485.5	571117.9	683607.9	636656.7	777993.0
Section 3. Sale of government buildings and equipment	⁽¹⁾ 000	⁽¹⁾ 000	1145.0	982.0	4984.8	3500.0
Section 4. Sale and cession of lands.....	⁽¹⁾ 000	⁽¹⁾ 000	380.0	380.0	330.0	400.0
Section 5. Sale of machinery and equipment.....	⁽¹⁾ 000	⁽¹⁾ 000	106.0	108.0	200.0	250.0
Section 9. Sale and cession of other capital assets	⁽¹⁾ 3077.2	⁽¹⁾ 21688.5	17962.4	13686.0	60685.2	16652.0
<i>Ownership of capital assets</i>	156551.4	316900.7	349749.4	397455.0	564438.4	412508.6
Section 1. Buildings and other constructions	80149.2	232776.1	251425.8	297962.6	365028.9	256386.3
Section 2. Machinery and equipment.....	19325.2	37064.3	47142.9	70837.8	140287.5	139198.0
Section 3. Other fixed assets	1503.3	1415.1	2168.6	2296.0	15859.5	2651.7
Section 4. Stocks	432.0	905.2	16.4	277.6	0.0	91.3
Section 5. Precious goods	14.5	125.5	74.2	81.4	50.5	46.7
Section 6. Land	2005.5	3793.5	2171.3	2540.0	6231.0	1680.4
Section 7. Other assets not produced	53121.8	40820.9	46749.8	23459.7	36981.0	12454.3
<i>Net capital assets</i>	-1673.2	139273.3	240961.8	301309.5	138418.3	386286.4

1. The cession of capital assets in the National Budget Laws for the years 1385 and 1389 was cited in two paragraphs.

The first paragraph included oil and oil products which were cited in the first section. The title of the

second paragraph was "the source of sale of movable and immovable properties which was cited in the ninth section.

The information on the third, fourth, and fifth section cannot be rendered separately.

Source: Vice Presidency for Strategic Planning and Supervision.

19. 4. SUMMARY OF TRANSACTION OF GOVERNMENT FINANCIAL ASSETS (PRIMARY APPROVED FIGURES)

(bln rials)

Description	1385	1389	1390	1391	1392	1393
<i>Cession of financial assets</i>	149237.5	⁽¹⁾ 218454.5	⁽¹⁾ 345169.2	90637.1	494987.6	309376.7
Sale of participation papers	8400.0	0.0	0.0	0.0	50000.0	60000.0
Utilization of foreign facilities	4979.3	3391.2	2610.4	2057.1	2404.6	1644.0
Utilization of stocks of foreign currencies savings account	122416.3	21666.6	10000.0	10000.0	0.0	0.0
Government receipts of the principal of loans from abroad	⁽²⁾ 000	⁽²⁾ 000	4.5	4.5	5.1	5.2
Receipts from cession of public corporations	7400.0	145000.0	290000.0	65000.0	432000.0	231000.0
Government receipt of principal of domestic loan	⁽²⁾ 741.8	⁽²⁾ 1891.7	2549.2	2270.4	2972.9	3415.0
Returns from payments of previous years	5300.0	14005.0	22505.0	11005.0	7605.0	9000.0
Sources from National Development Fund	-	-	-	-	0.0	4312.5
<i>Ownership of financial assets</i>	14084.4	⁽³⁾ 130088.3	⁽³⁾ 298200	⁽³⁾ 34531	⁽³⁾ 259025.3	⁽³⁾ 205825.6
Transfer of shares	0.0	68250.0	262400.0	18600.0	220000.0	174000.0
Repayment of the principal of participation papers	4020.0	9762.4	8600.2	7117.0	24460.2	13769.0
The previous years' commitments not paid.....	472.0	3939.0	2700.0	3330.0	5700.0	5600.0
Payments of commitments made for dispatching Great Hajj pilgrims	0.0	0.0	0.0	0.0	0.0	0.0
Repayments of the principal of loans provided by banking system	400.0	8780.0	1330.0	900.0	1145.0	1625.0
Repayment of the principal of overseas loans and undertakings	9192.4	8536.9	4849.8	3784.0	6920.1	10031.6
<i>Net ownership of financial assets</i>	135153.1	88366.2	46969.2	56106.1	235962.3	103551.1

1. The amount of 32500 billion rials for the year 1389 and amount of 17500.1 billion rials for the year 1390 relate to the sources from cession of mines and the projects of capital assets ownership included in the total.

2. Since Government receipt of principal of loans by domestic and foreign resources was not included in the Budget Law for the years 1385 and 1389, the related data are included in this section because of the larger share of government domestic loans.

3. The amount of 30820 billion rials for the year 1389, amount of 18320 billion rials for the year 1390, and amount of 800 billion rials for the years 1391, 1392, 1393 relate to the investment and international economic and cultural contributions included in the total.

Source: Vice Presidency for Strategic Planning and Supervision.

19. 5. REVENUES AND CESSION OF GOVERNMENT CAPITAL AND FINANCIAL ASSETS
BY SECTION AND PARAGRAPH (bln rials)

Description	1385 (Realized)	1389 (Approved)	1390 (Approved)	1391 (Approved)	1392 (Approved)	1393 (Approved)
<i>Revenues and cession of capital and financial assets</i>	587596.8	1271330.7	1697225.1	1644177.1	2360485.5	2350084.6
<i>Section 1. Tax revenues</i>	178306.4	354643.4	408522.0	460264.3	569693.3	713842.5
Para 1: Corporate tax	80089.6	130283.5	174099.7	187895.8	231576.3	239245.2
Para 2: Income tax	18834.3	52172.9	53320.4	68560.0	82395.0	102407.4
Para 3: Wealth tax	6368.7	12237.3	13724.9	17126.1	20899.5	27146.6
Para 4: Import tax	57168.5	102000.0	98431.0	115124.2	108525.0	111733.8
Para 5: Goods and services tax	15845.2	57949.8	68945.8	71558.4	126297.5	233309.3
<i>Section 2. Social contributions</i>	1000.0	2600.0	3000.0	5000.0	9000.0	13000.0
Para 1: Insurance premiums	1000.0	2600.0	3000.0	5000.0	9000.0	13000.0
<i>Section 4. Revenues from government properties</i>	50394.5	104761.3	150829.4	148632.2	280177.6	189274.6
Para 1: Dividends of government corporations	47928.1	46635.0	87705.1	117326.4	130427.2	115000.0
Para 2: Interest on government loans	0.9	0.5	0.4	0.3	0.2	0.5
Para 3: Revenues from rent	176.3	385.1	460.9	468.5	605.7	974.1
Para 9: Other revenues from government properties	2289.2	57740.7	62663.0	30837.0	149144.5	73300.0
<i>Section 5: Revenues from sale of goods and services</i>	28363.1	72997.9	87227.9	104632.9	132967.0	190759.9
Para 1: Revenues from sale of services	28202.7	71051.2	85395.6	102130.7	130673.6	187842.4
Para 2: Revenues from sale of goods	160.4	1944.8	1832.2	2502.1	2293.4	2917.4
<i>Section 6. Revenues from penalties and losses</i>	2708.8	5536.5	11317.7	8357.0	12413.0	20229.0
Para 1: Revenues from penalties and losses ..	2708.8	5536.5	11317.7	8357.0	12413.0	20229.0

**19. 5. REVENUES AND CESSION OF GOVERNMENT CAPITAL AND FINANCIAL ASSETS
BY SECTION AND PARAGRAPH (continued)**

(bln rials)

Description	1385 (Realized)	1389 (Approved)	1390 (Approved)	1391 (Approved)	1392 (Approved)	1393 (Approved)
Section 7. Miscellaneous revenues	22308.4	54568.0	98992.5	126406.1	158190.3	114556.8
Para 1: Miscellaneous revenues	22308.4	54568.0	98992.5	126406.1	158190.3	114556.8
Para 2: Total country's miscellaneous revenues	0.0	0.0	0.0	0.0	0.0	0.0
Cession of capital assets	155278.2	457769.0	⁽¹⁾ 592166.3	⁽¹⁾ 700247.5	⁽¹⁾ 703056.7	⁽¹⁾ 799045
Para 1: Oil revenues	151801.0	434485.5	571117.9	683607.9	636656.7	777993.0
Para 3: Sale of government buildings and installations	⁽²⁾ 3477.2	⁽²⁾ 23283.5	2145.0	2052.5	4984.8	3500.0
Para 4: Sale and cession of land	⁽²⁾ 000	⁽²⁾ 000	380.0	380.0	330.0	400.0
Para 5: Sale of machinery and equipment.....	⁽²⁾ 000	⁽²⁾ 000	211.0	221.1	200.0	250.0
Para 9: Sale and cession of other capital assets	⁽²⁾ 000	⁽²⁾ 000	10252.4	7303.0	5334.2	1801.1
Cession of financial assets	149237.5	⁽³⁾ 218454.5	⁽³⁾ 345169.2	90637.1	494987.6	⁽⁴⁾ 309376.7
Sale of participation papers	8400.0	0.0	0.0	0.0	50000.0	60000.0
Utilization of foreign facilities	4979.3	3391.2	2610.4	2057.1	2404.6	1644.0
Utilization of stocks of foreign currencies savings account	122416.3	21666.6	10000.0	10000.0	0.0	0.0
Government receipts of the principal of loans from abroad.....	⁽⁵⁾ 000	⁽⁵⁾ 000	4.5	4.6	5.1	5.2
Receipts from cession of public corporation.	7400.0	145000.0	290000.0	65000.0	432000.0	231000.0
Government receipt of principal of domestic loans	⁽⁵⁾ 741.8	⁽⁵⁾ 1891.7	2549.2	2570.4	2972.9	3415.0
Returns from payments of previous years....	5300.0	14005.0	22505.0	11005.0	7605.0	9000.0

1. The amount of 8060 billion rials for the year 1390 and the amount of 6683 billion rials for the year 1391 and the amount of 55551 billion rials for the year 1392 and 15101 billion rials for the year 1393 relate to the source from the sale of movable and immovable assets included in the total.

2. Statistics for Sections 4, 5 and 9 are presented in the Section 3.

3. The amount of 32500 billion rials for the year 1389 and 17500 billion rials for the year 1390 relate to the sources from cession of mines and the projects of capital assets ownership included in the total.

4. The amount of 4312.5 billion rials relates to the sources from National Development Fund in the year 1393.

5. Receipt of the principal of government's domestic and overseas loans changed into sources from receipt of the principal of loans. Moreover, due to the large share of the domestic loans, the related information is included in this line.

Source: Vice Presidency for Strategic Planning and Supervision.

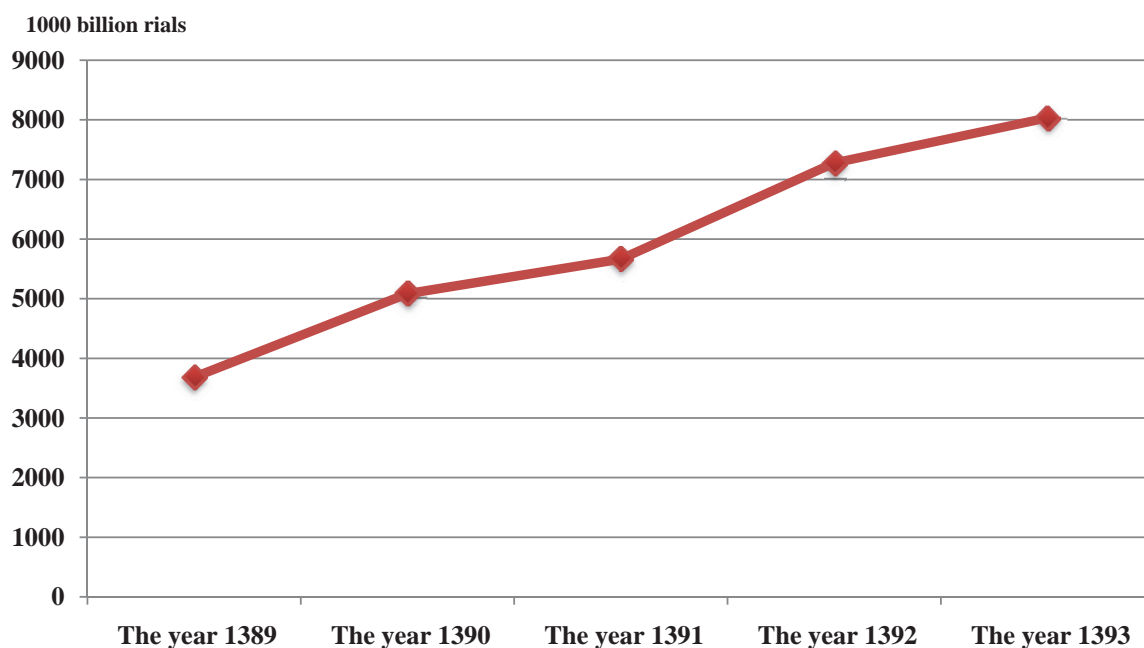
19. 6. CREDITS OF GOVERNMENT ORGANIZATIONS AND BUDGET CLASSIFICATION NUMBERS BY PLAN

(bln rials)

Description	1380 (Realized)	1385 (Approved)	1389 (Approved)	1390 (Approved)	1391 (Approved)	1392 (Approved)	1393 (Approved)
Total	152670.2	901284.3	1141242.4	1399025.1	1609646.1	2101460.2	2144259.0
Credits of organizations and budget classification numbers	101604.6	587976.8	855697.4	1032791.9	1347032.1	1598294.3	1684832.0
Current and development credits of local administrative organizations in Ostans	33714.9	0.0	0.0	0.0	0.0	0.0	0.0
Miscellaneous expenditures and other numbers	12853.4	313307.5	285545.0	366233.1	262614.0	503165.9	459427.0
Commission and guaranteed interest of loans	3688.1	0.0	0.0	0.0	0.0	0.0	0.0
Repayments of loans and debts and prepayments	809.2	0.0	0.0	0.0	0.0	0.0	0.0

Source: Vice Presidency for Strategic Planning and Supervision.

19.1. SOURCE S OF TOTAL COUNTRY BUDGET



For data see table 19.1.

19. 7. GOVERNMENT'S PUBLIC BUDGET PAYMENTS⁽¹⁾ BY AFFAIRS (bln rials)

Description	1375	1380	1385	1389	1390
<i>Credits (primary approved figures)</i>	61318.1	164266.9	⁽²⁾572950.9	⁽²⁾1141242.4	⁽²⁾1399025.1
General affairs	4051.5	16252.6	17663.4	56999.5	76167.0
National defence affairs	3532.2	22336.0	59287.8	128999.6	196353.3
Social affairs	22489.9	73318.0	98415.5	486553.2	568741.7
Economic affairs	14752.3	16905.4	87147.9	179754.6	187638.7
Credits for the expenses of Jahad-e-Sazandegi	0.0	7384.6	0.0	0.0	0.0
Miscellaneous expenditures	13394.6	22851.3	217713.2	285545.0	366233.1
Commission and guaranteed interest of loans	180.9	4151.0	0.0	0.0	0.0
Repayment of loans and debts and prepayments	2916.7	1067.9	0.0	0.0	0.0
<i>Payments(actual and realized figures)</i>	61318.1	164260.9	-	-	-
General affairs	4046.5	23637.1	-	-	-
National defence affairs	3532.2	22336.0	-	-	-
Social affairs	22494.9	73318.0	-	-	-
Economic affairs	14752.3	16899.4	-	-	-
Credits for the expenses of Jahad-e-Sazandegi	0.0	0.0	-	-	-
Miscellaneous expenditures.	13394.6	22851.3	-	-	-
Commission and guaranteed interest of loans	180.9	4151.1	-	-	-
Repayment of loans and debts and prepayments	2916.7	1067.9	-	-	-
<i>Payments(actual and realized figures)</i>	59743.9	118935.3	-	-	-
General affairs	4846.9	13620.4	-	-	-
National defence affairs	4616.1	22488.3	-	-	-
Social affairs	26510.8	55069.7	-	-	-
Economic affairs	12108.9	10426.2	-	-	-
Credits for the expenses of Jahad-e-Sazandegi	0.0	0.0	-	-	-
Miscellaneous expenditures	10625.2	12853.4	-	-	-
Commission and guaranteed interest of loans	12.3	3668.1	-	-	-
Repayment of loans and debts and prepayments	1023.7	809.2	-	-	-

19. 7. GOVERNMENT'S PUBLIC BUDGET PAYMENTS⁽¹⁾ BY AFFAIRS (continued) (bln rials)

Description	1391	1392	1393
Credits (primary approved figures)	⁽²⁾1609646	⁽²⁾2101460.2	⁽²⁾2144259
General affairs	94480.3	103688.6	120665.0
National defence affairs	268353.6	310820.9	271844.7
Social affairs	752526.1	912358.3	1070681.7
Economic affairs	227531.1	268881.5	216557.7
Credits for the expenses of Jahad-e-Sazandegi	0.0	0.0	0.0
Miscellaneous expenditures	262614.0	503165.9	459427.0
Commission and guaranteed interest of loans	0.0	0.0	0.0
Repayment of loans and debts and prepayments	0.0	0.0	0.0
Payments(actual and realized figures).....	-	-	-
General affairs	-	-	-
National defence affairs	-	-	-
Social affairs	-	-	-
Economic affairs	-	-	-
Credits for the expenses of Jahad-e-Sazandegi	-	-	-
Miscellaneous expenditures.	-	-	-
Commission and guaranteed interest of loans	-	-	-
Repayment of loans and debts and prepayments	-	-	-
Payments(actual and realized figures).....	-	-	-
General affairs.....	-	-	-
National defence affairs	-	-	-
Social affairs	-	-	-
Economic affairs	-	-	-
Credits for the expenses of Jahad-e-Sazandegi	-	-	-
Miscellaneous expenditures	-	-	-
Commission and guaranteed interest of loans	-	-	-
Repayment of loans and debts and prepayments	-	-	-

1. Including payments from general and special revenues.

2. Including 92723.1, 3390.6, 3890, 4140.9, 2545, and 5083 billion rials for the years 1385, 1389, 1390, 1391, 1392, and 1393 respectively which are appropriated to Ostan's expenditure credits and are not available by affairs and are included with the total

Source: Former Plan and Budget Organization

Former Management and Planning Organization
Vice Presidency for Strategic Planning and Supervision

19.8. ACTUAL EXPENDITURE (CURRENT) CREDITS FROM GENERAL REVENUES FOR EXECUTIVE AGENCIES OF OSTANS BY OSTAN

Description	1375	1380	1385	1388	1389	1390	1391	1392
Total country	8707354	29671043	107109079	⁽¹⁾ 34223690	⁽¹⁾ 37324871	⁽¹⁾ 43401164	⁽¹⁾ 41923730	⁽¹⁾ 50750911
East Azarbayejan.....	434138	1432138	4883077	1441598	1583109	1800388	1701184	1986235
West Azarbayejan	336863	1087143	4014690	1348920	1432087	1710524	1543875	1913152
Ardebil	172046	601972	2112813	727479	771317	864107	957014	1243460
Esfahan.....	573582	2089697	7007798	1866020	2067982	2339030	2304195	2587146
Alborz.....	⁽²⁾ 000	⁽²⁾ 000	⁽²⁾ 000	⁽²⁾ 000	⁽²⁾ 000	786524	809282	1062079
Ilam	118056	380244	1388644	604488	651801	776133	836502	1007353
Bushehr	152076	499739	1914354	925770	976236	1152397	1102795	1338319
Tehran	^(2,3) 1251181	⁽²⁾ 3810838	⁽²⁾ 14033801	⁽²⁾ 3190609	⁽²⁾ 3609787	3667396	2758901	3424573
Chaharmahal&Bakhtiari.....	153908	482739	1771768	606496	714341	786064	839007	1013308
South Khorasan	⁽⁴⁾ 000	⁽⁴⁾ 000	1225517	624392	677266	791427	817428	1122198
Khorasan-e-Razavi.....	⁽⁴⁾ 866100	⁽⁴⁾ 2931108	8853501	2185091	2355706	2778986	2688223	2947437
North Khorasan	⁽⁴⁾ 000	⁽⁴⁾ 000	1493798	534273	572358	692109	731008	892859
Khuzestan.....	494381	1694277	6191088	2056252	2243185	2464023	2326053	2858163
Zanjan.....	157798	453143	1628410	636160	722849	863139	882576	1105134
Semnan.....	115884	359282	1190152	625151	713881	851898	865140	1014253
Sistan&Baluchestan	221946	726771	2963801	1199951	1260936	1390685	1421033	1795109
Fars.....	619941	2120244	7241533	2018738	2174130	2503420	2435426	2932280
Qazvin	⁽³⁾ 000	401178	1692085	593306	668062	762468	722826	941156
Qom.....	⁽³⁾ 000	415061	1452694	429022	466166	587598	580453	704820
Kordestan	205060	722502	2479786	837942	914235	1053592	1066556	1334963
Kerman.....	379651	1289515	4190334	1459394	1588901	1732829	1711242	2055759
Kermanshah	262989	933050	3458882	1151687	1222458	1421239	1424034	1692372
Kohgiluyeh&Boyerahmad.....	132202	431405	1488580	685783	729852	802383	822304	1022723
Golestan	⁽⁵⁾ 000	803761	2542191	922888	1025101	1268851	1280023	1543473
Gilan.....	385281	1169638	4416059	1528978	1606901	1894149	1860084	2298848
Lorestan.....	254331	821691	3052441	933311	975014	1139951	1124396	1373689
Mazandaran.....	⁽⁵⁾ 670430	1392246	5195982	1679467	1891879	2180529	2199102	2545319
Markazi	198168	711239	2092736	757590	885330	957973	982128	1199625
Hormozgan.....	152717	554375	2373687	982868	1032675	1226592	1021039	1306788
Hamedan	239594	794849	2770447	905615	931787	1156951	1076182	1371626
Yazd	159029	561201	1988430	764454	859537	997809	1033719	1116692

1. Expenditure credits for the Ministry of Education and Martyr and Devotees Affairs Foundation are national and excluded from Ostans' expenditure credits.

2. Data for Alborz are included with Tehran

3. Data for Qazvin and Qom Ostans are included with Tehran.

4. Data for North Khorasan and South Khorasan Ostans are included with Khorasan-e-Razavi for the years 1375 and 1380.

5. Data for Golestan are included with Mazandaran for the year 1375

Source: Former Plan and Budget Organization

Former Management and Planning Organization.

Vice Presidency for Strategic Planning and Supervision.

19.9. OSTANS PROVISION-OF-CAPITAL-ASSETS (DEVELOPMENT) CREDITS BY AFFAIRS (mln rials)

Description	1375	1380	1385	1387	1388	1389	1390	1391
<i>Primary approved figures</i>								
Total	4216231	12814759	76565240	91467877	76512340	88739757	129365105	97831796
General	126298	403609	1977637	2706028	2611720	3355902	5883897	4996577
Social affairs	3280478	8526375	16104704	21936211	18007576	24573490	36004510	27926078
Economic affairs	809445	3884667	58429432	66767381	55771251	60060627	86153188	64059072
Defense and security affairs	0	95	53460	58248	121784	749730	1323510	850069
<i>Amended approved figures</i>								
Total	4216231	12814759	76565240	91467877	76512340	88739757	129365105	97831796
General affairs	126298	403609	1977637	2706028	2611720	3355902	5883897	4996577
Social affairs	3280478	8526375	16104704	21936211	18007576	24573490	36004510	27926078
Economic affairs	809445	3884667	58429432	66767381	55771251	60060627	86153188	64059072
Defense and security affairs	0	95	53460	58248	121784	749730	1323510	850069
<i>Actual and realized</i>								
Total	4018290	9752387	59774827	75550383	59667140	71643969	96747442	34255419
General affairs	118200	309131	1695646	2422898	1980143	2955914	4741743	1978594
Social affairs	3127713	6438270	12260541	17564808	13845525	17614736	23237742	9289256
Economic affairs	772366	3004880	45794063	55509507	43743287	50391979	67613782	22667286
Defense and security affairs	0	95	24570	53170	98185	681338	1154175	320283

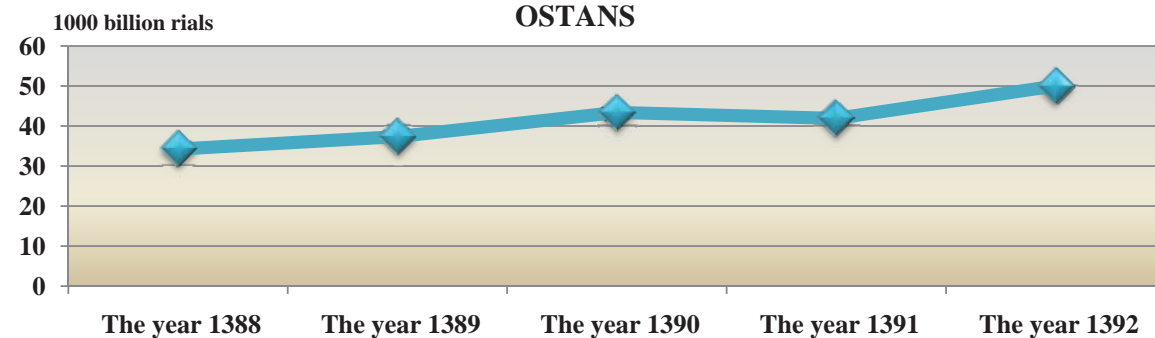
Source: Former Plan and Budget Organization
Former Management and Planning Organization.
Vice Presidency for Strategic Planning and Supervision.

19.10. OSTANS ACTUAL PROVISION-OF-CAPITAL-ASSETS (DEVELOPMENT) CREDITS FOR GENERAL AFFAIRS FROM GENERAL REVENUE BY CHAPTER (mln rials)

Description	1370	1375	1380	1381	1382	1383
Total	37282	118202	309132	636287	779033	1014792
Chapter 1. Adjusting relations between the three Powers	0	0	0	3007	0	0
Chapter 2. Legislation	0	0	0	0	0	0
Chapter 3. Administration of public affairs	0	0	1040	0	8300	2092
Chapter 4. Administration of judiciary, land register and public endowments affairs	0	0	0	0	178	659
Chapter 5. Domestic policies implementation	49	0	0	5011	200	830
Chapter 6. Law enforcement and internal security	0	250	0	1375	5280	106599
Chapter 7. Administration of foreign affairs	0	0	0	0	0	0
Chapter 8. Administration of financial affairs	20	203	1007	1300	659	0
Chapter 9. Statistics and general technical services.....	321	8996	38366	42060	85675	91317
Chapter 10. Information and mass communications	133	7420	6780	11369	10828	42127
Chapter 11. Public buildings and installations	36742	101333	261938	572065	667913	771168
Chapter 12. Administration of work force affairs	18	0	0	100	0	0

Source: Former Plan and Budget Organization
Former Management and Planning Organization.
Vice Presidency for Strategic Planning and Supervision.

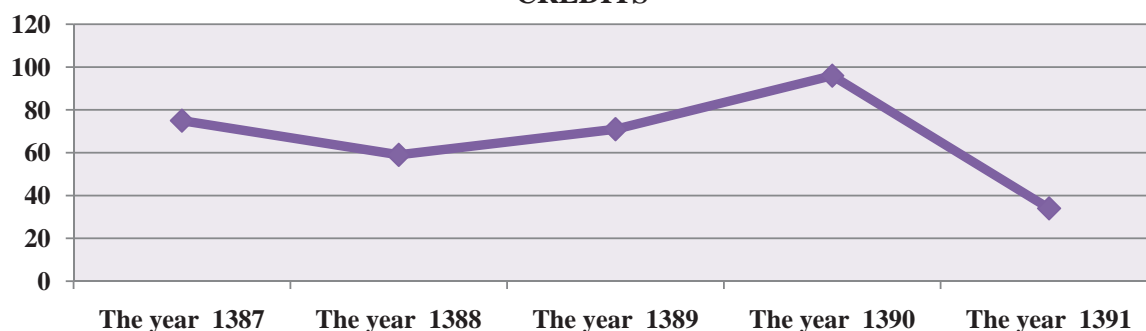
19.2. ACTUAL EXPENDITURE CREDITS OF OSTANS



For data see table 19.8.

19.3. OSTAN'S PROVISION-OF-CAPITAL-ASSETS CREDITS

1000 billion rials



For data see table 19.9.

19.11. OSTANS' ACTUAL PROVISION-OF-CAPITAL-ASSETS (DEVELOPMENT) CREDITS FOR GENERAL AFFAIRS BY CHAPTER (mln rials)

Description	1385	1387	1388	1389	1390	1391
Total	1695646	2422898	1980143	2955914	4741743	1978594
Chapter 1. Legislation	0	200	0	0	0	0
Chapter 2. Administration of public affairs	791955	1329002	1078531	1785984	2792933	1240425
Chapter 3. Judiciary affairs	583173	708117	486915	674310	1218885	446296
Chapter 4. Financial, technical and management affairs ..	320510	369482	361467	404635	608281	222264
Chapter 5. <i>Development of science and technology</i> ⁽¹⁾	8	16097	53230	90985	121644	69609

1. The chapter 5 (Fundamental researches) was renamed "Development of science and technology" as of the year 1388.

Source: Presidency, Vice Presidency for Strategic Planning and Supervision.

19.12. OSTANS ACTUAL PROVISION-OF-CAPITAL-ASSETS (DEVELOPMENT) CREDITS FOR SOCIAL AFFAIRS BY CHAPTER (mln rials)

Description	1385	1387	1388	1389	1390	1391
Total	12260541	17564808	13845525	17614736	23237742	9289256
Chapter 1. Public education and training	5812775	6719711	5771681	6495774	7365952	3402823
Chapter 2. Culture and arts, mass media and tourism	2983812	5273161	3945273	5586595	8586451	3067980
Chapter 3. Health, medical care and nutrition.....	519795	1122568	920100	1585854	2408775	927645
Chapter 4. Social security and welfare.....	699638	1617689	1161199	1375914	1830599	717774
Chapter 5. Physical training	2244521	2831679	2047272	2570599	3045965	1173034

Source: Presidency, Vice Presidency for Strategic Planning and Supervision.

**19.13. OSTANS ACTUAL PROVISION-OF-CAPITAL-ASSETS (DEVELOPMENT) CREDITS
FOR ECONOMIC AFFAIRS BY CHAPTER (mln rials)**

Description	1385	1387	1388	1389	1390	1391
Total.....	45794063	55509507	43743287	50391979	67613782	22667286
Chapter 1. Agriculture and natural resources	3872461	8166909	7491349	5521062	6636322	1929816
Chapter 2. Water resources	9946784	8909033	6848688	6052195	6287520	3304661
Chapter 3. Manufacturing and mining	1556218	2589335	2025499	2776959	3024663	684698
Chapter 4. Environment	155822	284835	323803	338058	472322	189149
Chapter 5. Commerce and cooperation	261682	406761	387516	593510	444750	190528
Chapter 6. Energy	1787769	5235961	765215	2552579	2954704	715711
Chapter 7. Transportation	11528368	10386550	8288918	10449762	13672562	5414784
Chapter 8. Communications and IT	125569	175669	132097	192652	189568	104424
Chapter 9. Housing and urban development	16559390	19354454	17480202	21915201	33931371	10133515

Source: Presidency. Vice Presidency for Strategic Planning and Supervision

**19.14. OSTANS ACTUAL PROVISION-OF-CAPITAL-ASSETS (DEVELOPMENT) CREDITS
FOR DEFENSE AND SECURITY AFFAIRS BY CHAPTER (mln rials)**

Description	1385	1387	1388	1389	1390	1391
Total.....	24570	53170	98185	681338	1154175	320283
Chapter 1. Defense	1100	7828	35166	493256	608560	167971
Chapter 2. Public order and security.....	23470	45342	63019	188082	545615	152312

Source: Presidency. Vice Presidency for Strategic Planning and Supervision

19.15. OSTANS ACTUAL PROVISION-OF-CAPITAL-ASSETS (DEVELOPMENT) CREDITS
 (mln rials)

Description	1375	1380	1385	1387	1388	1389	1390	1391 ⁽¹⁾
Total country	4018290	9752387	59774827	75550380	59667140	71643969	96747442	34255419
East Azarbayejan.....	202899	428422	2122917	2852377	2820012	3015188	2751518	949733
West Azarbayejan	161617	290149	2601050	2127565	1632296	2223466	3088887	979104
Ardebil	114217	285985	1432360	1297871	785453	1081058	1284137	600228
Esfahan	150489	499145	1787512	3151600	3126546	3222461	3549033	1178127
Alborz.....	⁽¹⁾ 000	⁽¹⁾ 000	⁽¹⁾ 000	⁽¹⁾ 000	⁽¹⁾ 000	⁽¹⁾ 000	1492140	912476
Ilam	74538	196351	1516518	1251996	1027657	948108	1451040	616251
Bushehr	77506	299966	2351112	3097977	2292943	2784057	3659746	1750874
Tehran	^(3,2) 238362	⁽¹⁾ 611898	⁽¹⁾ 2340724	⁽¹⁾ 3653141	⁽¹⁾ 3948629	⁽¹⁾ 4617636	8297486	1100596
Chaharmahal&Bakhtiari ...	73577	195294	1196965	1210956	824761	994124	1319867	418768
South Khorasan	⁽³⁾ 000	⁽³⁾ 000	992871	1286948	680443	1343425	1883418	619229
Khorasan-e-Razavi.....	⁽³⁾ 291848	⁽³⁾ 814354	3468482	2861588	3219278	911808	5719489	1940946
North Khorasan	⁽³⁾ 000	⁽³⁾ 000	977651	1074205	720108	5062549	1525271	1113208
Khuzestan	619869	1001540	7760732	9544431	7524183	8223956	9023453	3152071
Zanjan.....	104413	166392	1215392	1099071	898856	1046535	1826653	1045793
Semnan.....	47349	134584	881861	1098234	1068280	1047884	1237855	398187
Sistan&Baluchestan	207162	440900	2591709	2801999	2172017	2651341	5102615	1472494
Fars	237275	585623	2992520	3606946	4168413	4599798	5023998	1793561
Qazvin	⁽²⁾ 000	160343	920248	1094611	1263301	1018310	1312604	482726
Qom	⁽²⁾ 000	129194	795943	1221359	921683	1329505	2764088	1185193
Kordestan	111255	287997	1759090	1621690	1770905	2675163	4002591	1297415
Kerman	153569	435011	2886779	6453971	3596593	3742035	4538275	1465046
Kermanshah	199089	429397	2706040	2143486	2010370	2324101	4171729	1355896
Kohgiluyeh&Boyerahmad ..	87119	198903	1284244	1680477	1127516	1437436	1917107	710541
Golestan	⁽⁴⁾ 000	336440	1669249	1441138	1100339	1313777	1889249	906071
Gilan.....	134979	319263	1656871	3464759	1365952	1766210	2298049	1025326
Lorestan.....	114426	294194	2082484	2250124	1578142	2560695	2398801	1275800
Mazandaran.....	⁽⁴⁾ 264544	353228	1678687	3925326	1646980	1775184	4421481	1298070
Markazi	74035	280878	1231450	1739093	1330583	1783398	1487577	513382
Hormozgan.....	137291	289086	2164438	2911810	2181544	2363964	3084568	1361648
Hamedan	87269	173450	1421354	1957171	1393475	2165970	2423857	657197
Yazd	53594	114399	1287571	1628460	1469883	1614827	1800860	679462

1. The reduction compared to the previous year is due to the decrease in allocation.

2. Data for Alborz are included with Tehran.

3. Data for Qom and Qazvin are included with Tehran.

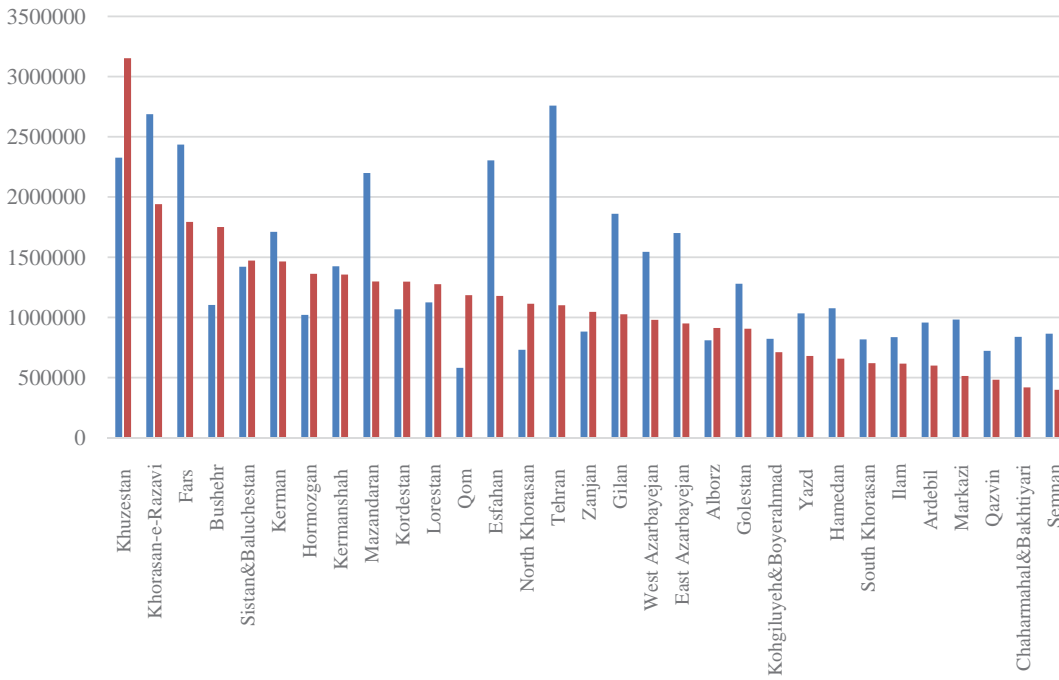
4. Data for South Khorasan and North Khorasan are included with Khorasan-e-Razav.

5. Data for Golestan are included with Mazandaran.

Source: Former Plan and Budget Organization
 Former Management and Planning Organization.
 Vice Presidency for Strategic Planning and Supervision.

19.4. ACTUAL EXPENDITURE CREDITS AND OSPAN'S PROVISION-OF-CAPITAL ASSETS CREDITS, THE YEAR 1391

Billion rials



For data see Tables 19.8 and 19.15.

■ Expenditure credits

■ Provision-of-Capital-credits

19.16. SUMMARY OF THE PRIMARY APPROVED BUDGET OF PUBLIC CORPORATIONS⁽¹⁾
(bln rials)

Description	1375	1380	1385	1389
Receipts	78758.6	265247.9	1226633.2	2319998.2
Operating revenues	42216.2	159058.7	898454.1	1613869.8
From current appropriations.....	1626.4	1888.6	4170.0	9125.2
From development appropriations	9421.1	6793.9	41159.3	82457.2
Domestic loans	13459.0	29969.1	52114.5	147550.6
Foreign loans	1012.6	30562.6	134162.1	180666.4
Utilization of current assets	2764.5	3219.2	25250.8	20084.5
Other receipts	8258.8	33755.6	71322.2	266244.5
Payments	78758.6	265247.9	1226633.2	⁽²⁾ 2319998.2
Current operations expenditures ..	43626.7	133175.7	788607.4	1477125.1
Government's share from dividends of profit-making institutes	0.0	0.0	0.0	0.0
Taxes paid by public corporations.....	1288.3	1022.5	33095.2	16077.8
Dividends of public corporations	266.4	837.0	28140.6	15280.8
Repayment of domestic loans	10414.7	22671.3	37733.4	68124.9
Repayment of foreign loans.....	2913.9	5494.8	64070.6	60741.8
Managed funds	0.0	0.0	0.0	2820.0
Other profit distribution accounts (except for the provision of reserves)	15.6	34.8	1013.3	318.9
Repayment of deposits, debts and other payments	0.0	10658.9	23886.0	82177.6
Capital expenditures	22530.8	96934.1	308546.6	647759.6
Increase in current assets.....	1443.6	4561.6	6968.3	7269.2
Less: Depreciation reserves included in current expenditures ..	3741.6	10142.7	65428.1	75473.9

19.16. SUMMARY OF THE PRIMARY APPROVED BUDGET OF PUBLIC CORPORATIONS⁽¹⁾
(continued) **(bln rials)**

Description	1390	1391	1392	1393
Receipts	3319142.2	3896013.7	4942693.6	5446870.7
Operating revenues	2419094.7	2811248.9	3748983.0	4356488.8
From current appropriations.....	6660.9	9293.4	9665.0	10854.8
From development appropriations	78278.9	101681.3	108171.6	87657.1
Domestic loans	212134.6	425146.4	258775.7	220585.2
Foreign loans	279590.6	179956.2	202459.2	168153.4
Utilization of current assets.....	11845.8	14129.1	42362.1	5648.1
Other receipts	311536.5	354558.4	572277.1	597483.1
Payments	⁽²⁾ 3319142.2	⁽²⁾ 3896013.7	⁽²⁾ 4942693.6	⁽²⁾ 5446870.7
Current operations expenditures ...	2238361.3	2629559.4	3523540.8	4068850.0
Government's share from dividends of profit-making institutes	0.0	0.0	0.0	0.0
Taxes paid by public corporations	22655.6	18314.0	25332.0	31169.0
Dividends of public corporations	26118.8	22993.2	31985.6	36584.7
Repayment of domestic loans	91181.1	112854.6	152634.1	272937.4
Repayment of foreign loans.....	72659.1	47334.3	60154.0	105525.9
Managed funds	1100.0	1250.0	600.0	650.0
Other profit distribution accounts (except for the provision of reserves).....	470.1	943.6	1025.9	541.3
Repayment of deposits, debts and other payments.....	119781.8	145554.1	63773.8	146073.4
Capital expenditures	788441.7	951751.6	1121571.2	828220.0
Increase in current assets.....	14808.1	36976.5	16082.1	14816.0
Less: Depreciation reserves included in current expenditures ..	78541.9	86604.3	77415.5	92144.3

1. Comprising institutions, public corporations and insurance companies included in the nation's Total Budget Law in the mentioned years.

2. The amounts of 17776.5, 22106.5, and 15086.7 billion rials for the years 1389, 1390, 1391 are related to the 40 percent of and 23409.4 and 33647 billion rials for the years 1392 and 1393 are related to the 50 percent of the special interest included in the total.

Source: Former Plan and Budget Organization

Former Management and Planning Organization.

Vice Presidency for Strategic Planning and Supervision.

19.17. SUMMARY OF THE PRIMARY APPROVED BUDGET OF BANKS⁽¹⁾ (bln rials)

Description	1375	1380	1385	1389
Receipts	8384.3	28317.2	122513.4	168180.0
Joint	7702.3	26501.8	122513.4	167110.0
Non-joint	0.0	0.0	0.0	0.0
From development appropriations.....	0.0	0.0	0.0	0.0
Domestic loans	0.0	0.0	0.0	0.0
Foreign loans	0.0	0.0	0.0	0.0
Utilization of current assets.....	682.0	985.1	0.0	0.0
Other receipts	0.0	830.4	0.0	1070.0
Payments	8384.3	28317.2	122513.4	⁽²⁾ 168180
Operating expenditures	7392.8	25738.5	107140.0	150279.7
Non-operating expenditures	0.0	0.0	0.0	0.0
Taxes	176.8	85.7	3615.9	4185.5
Dividends (governments share)	84.6	32.0	4199.5	184.0
Repayment of domestic loans	0.0	0.0	0.0	0.0
Repayment of foreign loans.....	0.0	0.0	0.0	0.0
Repayment of deposits, debts and other payments	0.0	0.0	0.0	0.0
Other profit distribution accounts (except for the provision of reserves).....	0.0	0.7	193.2	67.6
Capital expenditures.....	1112.8	3266.5	6872.6	8820.3
Increase in current assets.....	0.0	346.9	5969.1	873.0
Less: Depreciation reserves included in current expenditures	382.7	1153.2	5476.9	2962.3

19.17. SUMMARY OF THE PRIMARY APPROVED BUDGET OF BANKS⁽¹⁾ (continued)(bln rials)

Description	1390	1391	1392	1393
Receipts	194275.9	275074.3	361712.2	466170.2
Joint	193375.9	274224.3	360699.6	465170.2
Non-joint	0.0	0.0	0.0	0.0
From development appropriations.....	0.0	0.0	0.0	0.0
Domestic loans	0.0	0.0	0.0	0.0
Foreign loans	0.0	0.0	0.0	0.0
Utilization of current assets.....	0.0	0.0	12.6	0.0
Other receipts	900.0	850.0	1000.0	1000.0
Payments	⁽²⁾194275.9	⁽²⁾275074.3	⁽²⁾361712.2!	⁽²⁾466170.2
Operating expenditures	168545.6	232206.4	321081.2	417148.9
Non-operating expenditures	0.0	0.0	0.0	0.0
Taxes	6182.5	10504.5	9904.6	12005.3
Dividends (governments share)	224.0	239.3	165.5	200.5
Repayment of domestic loans	0.0	0.0	0.0	0.0
Repayment of foreign loans.....	0.0	0.0	0.0	0.0
Repayment of deposits, debts and other payments	0.0	0.0	0.0	0.0
Other profit distribution accounts (except for the provision of reserves).....	43.5	73.5	198.1	240.1
Capital expenditures.....	7666.9	5982.6	7023.6	7226.8
Increase in current assets.....	3610.9	11359.8	7041.0	8918.8
Less: Depreciation reserves included in current expenditures	1930.0	2099.0	3511.0	3581.0

1. Including Central Bank and other banks included in the nation Total Budget Law for the mentioned years.

2. The amounts of 6732.1, 9932.5, and 16807.2 billion rials for the years 1389, 1390, and 1391

are related to the 40 percent of and 19809.2 and 24011 billion rials for the years 1392 and 1393 are related to the 50 percent of the special interest included in the total.

Source: Former Plan and Budget Organization

Former Management and Planning Organization.

Vice Presidency for Strategic Planning and Supervision

19.18. SUMMARY OF THE PRIMARY APPROVED BUDGET OF THE GOVERNMENT**AFFILIATED FOR- PROFIT ENTERPRISES⁽¹⁾****(bln rials)**

Description	1375	1380	1385	1389
Receipts	1935.7	6861.3	23691.0	37060.3
Main revenues	1436.5	6048.8	15978.7	23539.6
Miscellaneous revenues	0.0	0.0	0.0	0.0
From development appropriations	96.0	32.5	0.0	0.0
Domestic loans	50.0	40.0	2746.0	3975.0
Foreign loans	0.0	0.0	3000.0	1000.0
Utilization of current assets	147.8	0.0	0.0	0.0
Other receipts	205.5	740.0	1966.3	8533.2
Payments	1935.7	6861.3	23691.0	⁽²⁾ 37060.3
Producing expenditures	1240.6	5645.0	15978.7	23533.6
Non-producing expenditures	0.0	0.0	0.0	0.0
Taxes	0.0	0.0	0.0	0.0
Dividends (share of government and other shareholders).....	0.0	0.0	0.0	0.0
Repayment of domestic loans	14.7	40.0	1060.0	900.0
Repayment of foreign loans	0.0	0.0	0.0	0.0
Other profit distribution accounts (except for the provision of reserves)	0.0	0.0	0.0	300.0
Repayment of deposits, debts and other payments	0.0	332.8	755.3	785.0
Capital expenditures	676.3	1921.6	8480.8	15858.7
Increase in current assets	92.5	0.0	47.4	0.0
Less: Depreciation reserves included in current expenditures...	88.4	1078.1	2631.3	4319.3

19.18. SUMMARY OF THE PRIMARY APPROVED BUDGET OF THE GOVERNMENT**AFFILIATED FOR- PROFIT ENTERPRISES⁽¹⁾ (continued)****(bln rials)**

Description	1390	1391	1392	1393
Receipts	37238.1	40677.4	53558.2	58216.8
Main revenues	24139.9	27400.5	31842.5	36834.2
Miscellaneous revenues	0.0	0.0	0.0	0.0
From development appropriations...	11.1	10.8	2.0	0.1
Domestic loans	4040.0	4980.0	6976.6	7945.0
Foreign loans	1000.0	0.0	1000.0	1000.0
Utilization of current assets	0.0	0.0	0.0	0.0
Other receipts	8047.0	8286.1	13737.0	12437.5
Payments.....	⁽²⁾ 37238.1	^(2,3) 40677.4	^(2,3) 53558.2	⁽³⁾ 58216.8
Producing expenditures	24139.9	27400.2	31842.5	36834.2
Non-producing expenditures	0.0	0.0	0.0	0.0
Taxes	0.0	0.0	0.0	0.0
Dividends (share of government and other shareholders	0.0	0.0	0.0	0.0
Repayment of domestic loans	2276.0	0.0	5976.6	2645.0
Repayment of foreign loans	0.0	0.0	0.0	0.0
Other profit distribution accounts (except for the provision of reserves)	0.0	0.0	0.0	0.0
Repayment of deposits, debts and other payments	2390.0	1800.0	1460.0	5640.0
Capital expenditures	13240.2	17055.5	19750.6	22045.4
Increase in current assets	0.0	0.0	0.0	0.0
Less: Depreciation reserves included in current expenditures.....	5108.1	5878.5	5771.6	9247.7

1. Including "Defence Industries Organization", "Ports and Shipping Organization" and other institutions included in the nation Total Budget Law for the mentioned years.

2. The amounts of 2.3, 300.1, and 0.1 billion rials for the years 1389, 1390 and 1391 respectively are related to the 40 percent of special interest included in the total.

3. The amount of 300 billion rials for the years 1391, 1392 and 1393 are related to managed fund included in the total.

Source: Former Plan and Budget Organization
Former Management and Planning Organization.
Vice Presidency for Strategic Planning and Supervision