

T *Introduction*

his chapter presents statistics in three sections: "Domestic trade", "Foreign trade" and "Hotels".

1. Domestic trade. The first survey of trade establishments was conducted in the cities of Tehran and Esfahan by the General Department of Public Statistics of the Ministry of the Interior in the years 1332 and 1336 respectively. Following the United Nations recommendations, General Department of Trade Statistics of the Ministry of Finance of the time conducted a survey in the year 1344, the results of which were disseminated. In the year 1345, General Department of Statistics of the Ministry of Economy of the time implemented pilot census of wholesale establishments in Tehran, the results of which were disseminated in the year 1346. Also, the mentioned Department collected and disseminated data relating to trade establishments in 250 cities of the country through sample surveys from the year 1346 to the year 1351. In connection with compilation of national accounts, the Central Bank of the Islamic Republic of Iran has collected trade statistics since years ago. The Statistical Centre of Iran executed two pilot sample surveys during the years 1355 and 1356, one in the city of Rasht and the other in Tehran, Zahedan, Kermanshah and Khorramshahr. In the 1355 and 1365 National Population and Housing Censuses and the 1370 Population Survey, statistics on nationwide trade establishments were collected.

In the late 1366 and the early 1367, survey of establishments engaged in the sale and purchase of commodities in urban areas was executed on a large scale by the SCI. Then, in the year 1369, statistical information on these establishments was collected in both urban and rural areas. In the year 1373, sample survey of trade establishments (place of selling and purchasing goods) was carried out.

In addition, this chapter presents statistics for types of transactions registered in notary publics and land registration offices representing some of trade activities provided by the State Organization for Registration of Deeds and Properties.

Statistical data on urban and rural cooperatives included in the statistical yearbook have been obtained from related organizations since the years 1339 and 1342 respectively. Statistics on rural cooperatives and unions presented here are from the Central Organization of Rural Cooperatives, and statistics on other cooperatives are from the Ministry of Cooperatives

2. Foreign trade. Statistics on foreign trade of Iran have continuously been produced and disseminated since the year 1279. They are annually provided by Iran Customs Administration according to data in reports of incoming and out-going commodities released from the customs houses of the country.

3. Hotels

Statistics on the quality of accommodations of the country, the number of rooms and beds have been included in this Chapter which used to be collected from Iran Tourism and Touring Organization of the Ministry of Culture and Islamic Guidance till the late year 1382, but since late 1382, Iran Tourism and Touring Organization merged with Cultural Heritage Organization of the country and formed Iran Cultural Heritage, Handcrafts and Tourism Organization" (ICHTO) from which the mentioned statistics are obtained. Presenting this kind of statistics has a long history and since the year 1342, i.e., "the establishment of Tourists Attraction Organization, the related data have been collected and included in the Iranian Statistical Yearbook since the year 1345.

Definitions and concepts

Cooperatives: see "Definitions and Concepts", Chapter 5.

Types of cooperatives operating in different sectors:

1. Services cooperatives: companies which are registered and established to provide services in one of service fields based on ISIC.

2. Producers' supply cooperatives: cooperatives composed of producing units, which are registered and established to meet their members' different needs.

3. Consumers' supply cooperatives: these cooperatives are engaged in procuring and supplying members with different kinds of commodities and appliances required, from inside the country or from abroad, in line with public benefits and reduction of prices and costs. They include employees' consumer co-ops, workers' consumer co-ops, local consumer co-ops, public consumer co-ops, borderers' co-ops, and distributive trade guilds' co-ops.

Cooperatives in operation: refers to a cooperative which is operational and has annual financial performance and produces outputs of goods or renders some services.

Cooperative unions: refers to combination of at least 7 cooperatives whose field of activities is similar and it is established and registered according to the regulations and the law of cooperative sector.

Legal reserves of rural cooperative unions: twenty percent of the annual revenues of rural cooperative companies and unions are considered as indivisible legal reserves.

Balance of trade: see Chapter 23, "Definitions and concepts".

Imports: refers to purchasing, barter exchange deals or grants of goods and services from a country to another one after customs clearance and observance of other regulations.

The following cases are not included with imports statistics:

- a. The goods which are subject to political legal exemptions included in Article 37 of the customs law approved on 30 Khordad 1350.
- b. Foreign transit goods, exported goods returned from foreign countries, transferred, cabotage¹ and temporary imports.
- c. Used personal goods which are not subject to the customs duties and commercial benefits.
- d. Fuel and oils for vehicles and aircraft.
- e. Used household goods of Iranians living abroad or foreign nationals which are released from the customs houses by special permits under Clause 6 of Article 37.
- f. Gifts to organizations and centres that are subject to exemptions from customs duties.
- g. Goods carried with passengers subject to Article 31.

Exports: refers to sales, barter, or gifts or grants, of goods and services from a country to another one after customs clearance and observance of other regulations.

The following cases are not included in exports statistics:

- a. Temporary exports.
- b. Cabotage¹.
- c. Vehicle and aircraft fuel and oils.

1. Is the transport of goods between two points in the same country by a vessel or an aircraft registered in another country

d. Goods carried with passengers subject to Article 32.

Also, the following items, exported by National Iranian Oil Company and National Iranian Gas Company are not included in non-oil exports and follow certain regulation for export:

- a. Crude oil
- b. Natural gas
- c. Fuel oil
- d. Burning oil
- e. Gas oil
- f. Gas distillations

Until the year 1374, commodities were classified according to Brussels Tariff Nomenclature approved on 30 Khordad 1350 in which subdivisions were made under general regulations of exports and imports of Iran.

As of 1375, the previous classification was replaced by the new international classification called H.S. (Harmonized Commodity Description and Coding System) which consists of 21 sections as follows:

Section I. Live animals; animal products.

Section II. Vegetable products.

Section III. Animal or vegetable fats and oils and their cleavage products; prepared edible fats; animal or vegetable waxes.

Section IV. Prepared foodstuffs; beverages, spirits and vinegar; tobacco and manufactured tobacco substitutes.

Section V. Mineral products.

Section VI. Products of the chemical or allied industries.

Section VII. Plastics and articles thereof; rubber and articles thereof.

Section VIII. Raw hides and skins, leather, furskins and articles thereof; saddlery and harness; travel goods, handbags and similar containers; articles of animal gut.

Section IX. Wood and articles of wood; wood charcoal; cork and articles of cork; manufactures of straw, of esparto or of other plaiting materials; basketware and wickerwork.

Section X. Pulp of wood or of other fibrous cellulosic materials; waste and scrap of paper or

paperboard; paper and paperboard and articles there of.

Section XI. Textiles and textile articles.

Section XII. Footwear, headgear, umbrellas, sun umbrellas, walking-sticks, seat-sticks, whips, riding-crops and parts there of; prepared feathers and articles made there with; artificial flowers; articles of human hair.

Section XIII. Articles of stone, plaster, cement, asbestos, mica or similar materials; ceramic products; glass and glassware.

Section XIV. Natural or cultured pearls, precious or semi-precious stones, precious metals, metals clad with precious metals and articles thereof; imitation jewellery; coin

Section XV. Base metals and articles of base metals

Section XVI. Machinery and mechanical appliances; electrical equipment; parts there of; sound recorders and reproducers; television image and sound recorders and reproducers, and parts and accessories of such articles

Section XVII. Vehicles, aircraft, vessels and associated transport equipment

Section XVIII. Optical, photographic, cinematographic, measuring, checking, precision, medical or surgical instruments and apparatus; clocks and watches; musical instruments, parts and accessories there of.

Section XIX. Arms and ammunition; parts and accessories there of

Section XX. Miscellaneous manufactured articles

Section XXI. Works of art, collectors' pieces and antiques.

Value of goods: value of imports and exports are determined according to C.I.F.² and F.O.B.³, respectively

Dissolution: refers to terminating the contract by two parties whether by separate written requests from two parties denoting "I cancel the contract" or termination by a written request from one party; according to the Article no. 283 of Civil

2. C.I.F. (Cost, Insurance and Freight).

3. F.O.B. (Free On Board)

Law, the two parties can terminate the contract after contract with mutual consent.

Cancellation: refers to terminating the contract by one party without consent of the other party or even without notice to the other party.

Accommodation: a place or a part of a place or a number of certain places in which a group of production factors are working under control and supervision of a single management and accounting unit for the provision of short-stay accommodation for visitors and other travelers as well as providing services and facilities. Accommodations which all people use are called "public accommodations" and those which are confined to the members of a certain organization are called "private accommodations". Even though the second accommodation of the households, such as apartments and private villas used by the household and family members and their friends are considered as tourism capacities, they are not taken into account as accommodations.

Class of accommodation: under certain regulations accommodations are divided into 6 classes: luxury or 5-star, 4-star, 3-star, 2-star, 1-star, super luxury and also a group is classified without star (first class, second class and third class) by construction, equipment and installation status and quality of services offered.

Accommodation capacity: the grand total of rooms and beds used by travellers in every accommodation facility for a certain period of time.

Hotel: refers to an accommodation place made for passengers' use. In a hotel, accommodation facilities are provided in the form of single rooms, double rooms and regular and VIP suites. These accommodation places are classified into five categories: one-star, 2-star, 3-star, 4-star and 5-star in view of construction, architecture and installation specifications. The 3, 4 and 5-star hotels provide special services and restaurants. Minimal services given at the hotels (inns) are daily tidying up of beds and cleaning of water closets. Furthermore, in 4 and 5-star hotels, welfare, entertainment, sport facilities

and other services such as barber's, shoe repair, bank, various stores, play grounds, swimming pool, sauna, meeting halls and so on are provided.

Guest house: refers to a public accommodation established for passengers where there is no limitation for the number of beds in rooms and water closets, bathrooms and sitting-rooms are often common. These accommodation places are classified into 4 categories: superior, first, second and third grade in view of construction, architecture and installation specifications.

Apartment hotel: refers to a public accommodation where there is a series of apartments for accommodation of passengers. Each apartment consists of one or two bedrooms, a small hall, water closet and bathroom and a small kitchen. Also, in an apartment hotel, there are facilities like beds, furniture, T.V. set, refrigerator, etc.

Tourism camps: they refer to camps consisting of public facilities in a covered area for putting up tents, caravans, trailers and so on. All above facilities are managed by a single management and some of tourists' requirements (stores, information dissemination and entertainment activities) are provided by the management.

Tourism inn: is a type of hotel that exists under supervision of a single chained organization in different areas of the country. Usually, designing the area of these units are typically similar and compatible with international standards of hotel building.

Tourism complex: is an accommodation unit established beside at least one of main tourism attractions and provides accommodation facilities for passengers in hotels, villas and cabins. In this type of accommodation unit, services and facilities appropriate with the type of the tourism attraction are presented for the public.

Motel: is an accommodation unit that provides the overnight accommodation and needed services for the passengers and their motor vehicle. Also passengers are allowed to park their vehicles beside their accommodation unit.

These types of accommodation facilities are presented in the form of villas and scattered rooms in suitable locations and distances in a vast area. Motels are usually built beside roads and main routes in forest, mountainous and coastal areas; there are required services and facilities such as: gas stations, car services, super markets and restaurants near the motels. In each accommodation unit, there are facilities such as cooking appliances, bathroom and toilet. Otherwise, these facilities are used in common.

Selected information

In the year 1395, the volume of trade transactions amounted to 2753 thousand bln rials which increased about 15 percent in comparison to the preceding year. Out of the stated volume, 49.7 and 50.3 percent were related to imports and non-oil exports, respectively.

In the year 1395, about 33.4 mln tons of different goods amounting to 1368.6 thousand bln rials were imported into country via customs terminals whose value increased by 11.9 percent in comparison to the preceding year. It should be noted that the maximum volume of imports by value at rials relates to the countries of China (24.6 percent out of total value), UAE (14.6 percent out of total value) and Republic of Korea (8.0 percent of total value). Moreover, in this year, over 129.9 mln tons of various kinds of non-oil goods at the value of 1384.5 thousand bln rials were exported abroad via customs terminals whose value increased by 18.9 percent in comparison to the preceding year. The highest volume of exports by value at rials relates to the countries of China, (19.0 percent out of total value), UAE (17.0 percent out of total value) and Iraq (13.9 percent out of total value).

In the year 1395, the number of accommodation facilities of the country was 3408 units (including 93110 rooms and 248392 beds).

11.1. FOREIGN TRADE BALANCE**(mln USD)**

Description	The year	The year	The year	The year	The year	The year	The year	The year
	1380	1385	1390	1391	1392	1393	1394	1395*
Trade balance	<i>5775</i>	<i>26035</i>	<i>67779</i>	<i>28559</i>	<i>29326</i>	<i>21392</i>	<i>12178</i>	<i>20843</i>
Exports	<i>23904</i>	<i>76055</i>	<i>145806</i>	<i>97271</i>	<i>92910</i>	<i>86471</i>	<i>64597</i>	<i>83978</i>
Oil & gas	19339	62011	119148	68058	64540	55352	33569	55752
Non-oil	4565	14044	26658	29213	28369	31119	31028	28226
Imports	<i>18129</i>	<i>50020</i>	<i>78028</i>	<i>68712</i>	<i>63584</i>	<i>65079</i>	<i>52419</i>	<i>63135</i>

Source: Central Bank of the Islamic Republic of Iran.

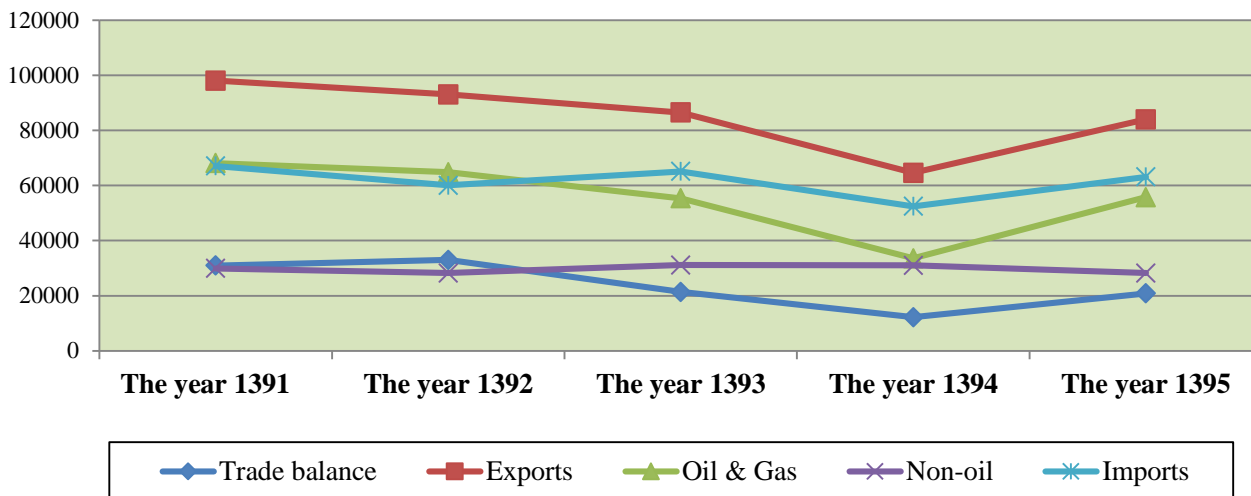
11.2. VALUE OF FOREIGN TRADE**(bln rials)**

Year	Trade value	Imports	Non-oil exports
1380.....	38348	30935	286
1385.....	503065	383560	3412
1390.....	1044156	672746	371410
1391.....	1354420	833148	521272
1392.....	2002745	1224008	778737
1393.....	2382642	1413167	969475
1394.....	2387580	1222740	1164840
1395	2753082	1368597	1384485

Source: Iran Customs Administration.

11.1. FOREIGN TRADE BALANCE

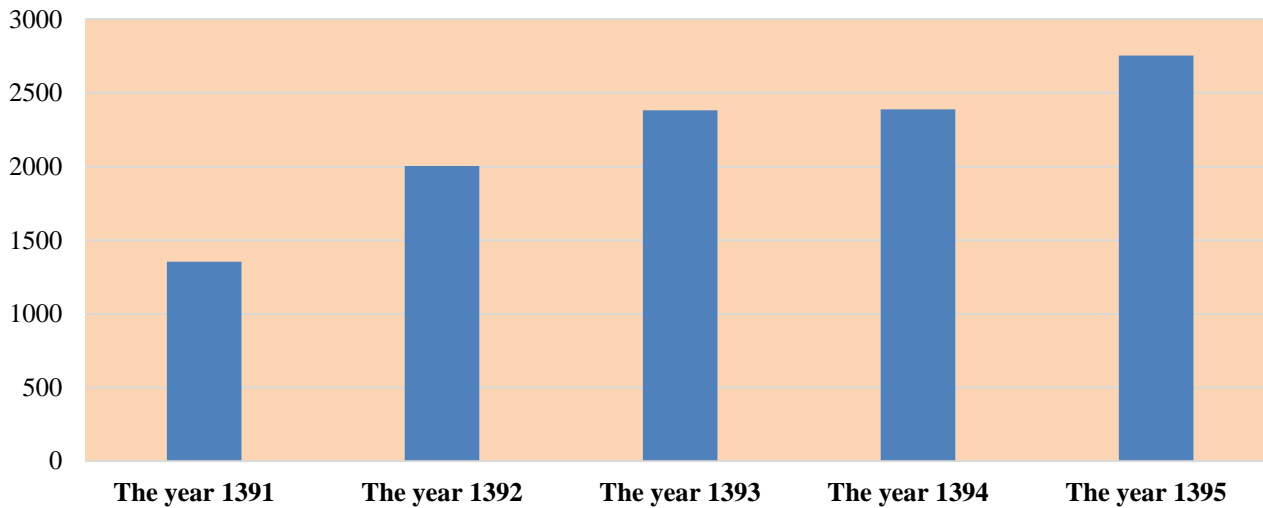
mln dollar



For data see Table 11.1.

11.2. VALUE OF FOREIGN TRADE EXCHANGE

1000 bln rials



For data see Table 11.2.

11.3. WEIGHT OF IMPORTS BY SECTIONS⁽¹⁾ OF CUSTOMS TARIFFS (ton)

Description	The year 1380	The year 1385	The year 1390	The year 1391
Total	27463961	43492007	38307415	39481073
Section I. Live animals.....	48093	132376	341130	296455
Section II. Vegetable products	10733055	7670889	792059	15512347
Section III. Animal or vegetable fats and oils.....	1011343	1257161	1264113	1631097
Section IV. Prepared foodstuffs, beverages .	1806537	3750957	3426352	4593321
Section V. Mineral products	3899854	11224480	5446669	2526806
Section VI. Products of the chemical or allied industries	1882948	4355181	1682599	1168368
Section VII. Plastics and articles thereof	644083	1028608	1505495	1166676
Section VIII. Raw hides and skins, leather ..	171	9530	15042	5608
Section IX. Wood and articles of wood	166511	774771	1450578	1332699
Section X. Pulp of wood or of other fibrous cellulosic material	562828	1026763	1168301	1034413
Section XI. Textiles and textile article	285999	493112	51265	465152
Section XII. Footwear, eadgear.....	497	6700	11079	5498
Section XIII. Articles of stone, plaster.....	105268	390401	747175	467089
Section XIV. Natural or cultured pearls.....	8	4106	1991	306
Section XV. Base metals and articles.....	5479645	9443296	10044687	7379142
Section XVI. Machinery and mechanical appliances.....	583951	1234405	1825469	1335852
Section XVII. Vehicles, aircraft.....	235110	336698	503614	291774
Section XVIII. Optical, photographic, cinematographic	10163	28519	38517	26079
Section XIX. Arms and ammunition; parts..	000	000	000	000
Section XX. Miscellaneous manufactured articles	6799	90192	143501	83387
Section XXI. Works of art, collectors pieces and antiques.....	0	231323	257040	158541
Not specified and not stated	1125	2539	839	463

11.3. WEIGHT OF IMPORTS BY SECTIONS⁽¹⁾ OF CUSTOMS TARIFFS (continued) (ton)

Description	The year 1392	The year 1393	The year 1394	The year 1395
Total	33568283	43015789	35152105	33399490
Section I. Live animals.....	237418	206696	220613	255619
Section II. Vegetable products	11731798	18224177	15402033	13672642
Section III. Animal or vegetable fats and oils.....	1654463	1463114	1146194	1031806
Section IV. Prepared foodstuffs, beverages .	4680413	3462056	2391997	2654012
Section V. Mineral products	2854681	5455292	2809983	2563140
Section VI. Products of the chemical or allied industries	1871605	1895343	1498716	1587127
Section VII. Plastics and articles thereof	973000	1028191	1015012	1098315
Section VIII. Raw hides and skins, leather ..	6310	2735	2174	238805
Section IX. Wood and articles of wood	1276659	1396900	1557876	1772205
Section X. Pulp of wood or of other fibrous cellulosic material	1416211	1150486	1175788	1190987
Section XI. Textiles and textile article	524056	499700	447142	586868
Section XII. Footwear, eadgear.....	2125	4711	3245	6892
Section XIII. Articles of stone, plaster.....	288783	442189	361153	274631
Section XIV. Natural or cultured pearls.....	491	6475	496	137018
Section XV. Base metals and articles.....	4372883	5439240	5241425	4407634
Section XVI. Machinery and mechanical appliances.....	1198051	1562753	1299031	1020482
Section XVII. Vehicles, aircraft.....	318127	466217	305372	372835
Section XVIII. Optical, photographic, cinematographic	21167	25922	26486	23777
Section XIX. Arms and ammunition; parts..	000	4232	000	5251
Section XX. Miscellaneous manufactured articles	56821	84840	82939	9155
Section XXI. Works of art, collectors pieces and antiques.....	81166	194519	160543	83450
Not specified and not stated	2054	0	0	0

1. See the introduction of this chapter for more information on the complete title of sections.
Source: Iran Customs Administration.

11.4. VALUE OF IMPORTS BY SECTIONS⁽¹⁾ OF CUSTOMS TARIFFS (mln rials)

Description	The year 1380	The year 1385	The year 1390	The year 1391
Total.....	30934977	383560445	672746031	833148246
Section I. Live animals.....	184596	2846578	14722857	21457632
Section II. Vegetable products ...	2965626	17799317	47974603	120975702
Section III. Animal or vegetable fats and oils	692909	6393522	17902070	31634518
Section IV. Prepared foodstuffs, beverages.....	807833	17205982	26065526	54713228
Section V. Mineral products	1219824	51013813	44380550	26033364
Section VI. Products of the chemical or allied industries.....	3290628	32963131	54680101	78096129
Section VII. Plastics and articles thereof	1446012	17936096	40078352	47701683
Section VIII. Raw hides and skins, leather.....	1672	91318	325844	207927
Section IX. Wood and articles of wood	99791	2188090	7541286	10368470
Section X. Pulp of wood or of other fibrous cellulosic material	757403	8355255	15267582	21253010
Section XI. Textiles and textile articles	868861	8932079	15174159	19751258
Section XII. Footwear, headgear	1912	113363	418890	291882
Section XIII. Articles of stone, plaster	255963	3004395	6688696	7203140
Section XIV. Natural or cultured pearls	6300	1397396	14084636	10570601
Section XV. Base metals and articles	4143343	63850223	107326531	107686939
Section XVI. Machinery and mechanical appliances.....	10106004	101965729	167536886	190221408
Section XVII. Vehicles, aircraft..	3029529	18245821	40451889	41638140
Section XVIII. Optical, photographic, cinematographic ..	905994	7958889	17076415	17944910
Section XIX. Arms and ammunition; parts	000	000	000	000
Section XX. Miscellaneous manufactured articles	64199	1625806	4491834	3822550
Section XXI. Works of art, collectors pieces and antiques	0	18206558	30377855	21368958
Not specified and not stated	79158	1467084	179469	206797

11.4. VALUE OF IMPORTS BY SECTIONS⁽¹⁾ OF CUSTOMS TARIFFS (continued)**(mln rials)**

Description	The year 1392	The year 1393	The year 1394	The year 1395
Total	1224008497	1413167197	1222740219	1368597015
Section I. Live animals	25714843	22824507	25394098	27999887
Section II. Vegetable products.....	174414202	203034775	183760762	167515587
Section III. Animal or vegetable fats and oils	46353872	38852330	29542462	28061084
Section IV. Prepared foodstuffs, beverages	81749444	61971717	47570452	55965915
Section V. Mineral products	43533218	58827508	23417990	34026085
Section VI. Products of the chemical or allied industries	138691518	142786107	131882945	147016582
Section VII. Plastics and articles thereof.	69854294	75473896	66211816	70981971
Section VIII. Raw hides and skins, leather	143591	187091	207366	20992844
Section IX. Wood and articles of wood	16071254	19385209	21473657	21228371
Section X. Pulp of wood or of other fibrous cellulosic material	41661862	34192079	33687938	34663508
Section XI. Textiles and textile articles.....	36572167	35167570	30890681	47237693
Section XII. Footwear, headgear	145147	348751	318978	1051868
Section XIII. Articles of stone, plaster	9324423	11759003	10054315	8199962
Section XIV. Natural or cultured pearls.....	4506341	789236	14335750	6642587
Section XV. Base metals and articles.....	113318305	140044650	118635597	106174999
Section XVI. Machinery and mechanical appliances	301246469	371766723	319469131	241578488
Section XVII. Vehicles, aircraft.....	68994053	115164913	78967254	108134079
Section XVIII. Optical, photographic, cinematographic.....	30126098	32130465	36286249	42523308
Section XIX. Arms and ammunition; parts	000	970025	000	2724521
Section XX. Miscellaneous manufactured articles.....	4488001	6822856	7804996	4510492
Section XXI. Works of art, collectors pieces and antiques	16212209	40667786	38999318	8746085
Not specified and not stated.....	887186	0	0	0

1. See the introduction of this chapter for more information on the complete title of sections.

Source: Iran Customs Administration.

11.5. VALUE OF IMPORTS BY COUNTRIES OF ORIGIN**(mln rials)**

Country and region	The year 1380	The year 1385	The year 1390	The year 1391	The year 1392	The year 1393	The year 1394	The year 1395
<i>Total</i>	<i>30932841</i>	<i>383560445</i>	<i>672746030</i>	<i>833148244</i>	<i>1224008497</i>	<i>1413167197</i>	<i>1222740219</i>	<i>1368597015</i>
<i>Asia</i>	<i>11911950</i>	<i>202187135</i>	<i>485202867</i>	<i>565919038</i>	<i>925910684</i>	<i>1088398590</i>	<i>895051563</i>	<i>921701020</i>
Azerbaijan	36586	2592380	421109	646066	800573	594091	994931	1453929
Armenia.....	73419	252284	354880	520263	718060	522306	394143	657906
Afghanistan.....	1297	81714	108377	48318	756112	393703	775918	676190
United Arab Emirates..	2865883	85963678	214244363	166946089	270339245	322359899	226626479	199220367
Indonesia	161304	1579542	2038626	2382913	2372095	3161883	3239726	6288925
Iran (Free zones).	11714	3451047	10090841	9990904	7395053	2190724	2312478	1672825
Bahrain.....	126813	1173746	175111	215179	524965	8597772	1938998	103509
Pakistan.....	107293	1556527	2764766	2620586	7946952	7113314	6667439	11402808
Thailand	188912	3308731	3241646	4296843	2598984	5605884	7369932	10068976
Taiwan.....	341634	3588258	4818152	7195495	15841618	18839411	13131682	14662154
Turkmenistan.	27977	2634362	1495025	1824552	3240218	2935496	646059	1010552
Turkey	510087	8180425	36187120	68067376	90580745	103833039	88116415	85802387
China.....	1556402	25314458	80696486	128153832	239763611	337113666	308760843	337279226
Japan	1381727	8428326	14047947	8447891	4955497	6368756	8827165	17251889
Singapore	278967	3693831	19016095	15695676	16399395	11187483	14184323	12986623
Iraq	39835	326563	1333821	1245861	1702562	1607013	1478583	2015597
Saudi Arabia.....	388803	5490025	1524251	1076537	1089213	1221394	2326440	130054
Oman.....	4787	226846	5210405	3375746	10533121	3929317	2152368	3248001
Kazakhstan.....	473955	2577718	1510109	2817248	2098963	4694666	3153022	6720513
Qatar.....	16932	498872	99308	340474	441746	504293	91691	368416
Korea, Rep. of.....	1681167	17923247	51947020	75427561	95288503	117194040	108334629	108563017
Kuwait.....	19628	1546765	1011400	1093911	3120693	1655719	836064	1699925
Malaysia.....	331922	3386312	6337870	7928551	8428891	8375980	8299251	14973329
India	984171	13241148	13858672	35512113	107063592	99743670	67444734	61033417

11.5. VALUE OF IMPORTS BY COUNTRIES OF ORIGIN (continued) (mln rials)

Country and region	The year 1380	The year 1385	The year 1390	The year 1391	The year 1392	The year 1393	The year 1394	The year 1395
Other Asian countries.....	300706	5170330	12669467	20049053	31910277	18655072	16948249	22410485
Africa	296259	2821475	1979059	1782458	895438	1810970	12252068	5171692
America.....	3134262	11188289	10756670	19807836	22085494	21340977	34120108	66484290
Brazil.....	1573202	7231893	6728028	8605623	10657116	8773052	18172970	37980137
Canada.....	671001	2265172	1220727	1217121	2176440	2401987	2679396	4865158
Other American countries.....	890038	1691225	2807915	9985092	9251938	10165939	13267743	23638994
Europe	14752194	164039811	173165988	240837795	272301349	296663729	278338629	369607945
Germany.....	3171029	46650431	37458779	43759287	60805527	64589356	53706347	79619742
Austria.....	418913	7349645	8815392	10111048	8719785	8230662	6018569	9229061
Spain	540077	3624065	5800066	6537609	6020520	4859788	5908502	10954627
Ukraine.....	194321	1291199	4507362	5345994	4116837	5931759	5340723	19788022
United Kingdom.....	1169075	13241561	1642093	7874220	23396233	16648645	10497200	12835249
Italy	1748140	15754902	18498723	17257957	21076423	28985736	26849512	38574890
Belgium.....	772657	6115344	7195065	3656247	5482548	7521512	8662877	12693910
Denmark.....	152265	977244	1467005	2138871	2864440	3939696	5521433	6684983
Sweden.....	662096	5250156	10623444	3335658	3868494	9182609	6141647	10512010
Switzerland	764188	21059385	27006408	55853177	57990988	64498655	70723309	36948240
Russian Federation.....	1603496	6507682	8541697	26666996	18902359	18050276	17358816	49048187
France	1946421	20144967	20001008	14683552	18071310	15111362	22572753	29935991
Netherlands	607213	8404440	9217464	31854995	23818109	27861104	21763690	24631528
Other European countries.....	1002303	7668791	12391482	11762186	17167777	21252569	17273249	28151505
Oceania.....	838176	3323735	1641446	4801117	2815532	4952929	2977850	5597705

Source: Iran Customs Administration.

11.6. WEIGHT OF NON-OIL EXPORTS BY SECTIONS ⁽¹⁾ OF CUSTOMS TARIFFS (ton)

Description	The year	The year	The year	The year	The year	The year	The year	The year
	1380	1385	1390	1391	1392	1393	1394	1395
Total	16214099	27765571	66486911	69935956	80143994	81634489	93540758	129892222
Section I. Live animals	55451	147544	339493	411394	471087	398323	704137	663878
Section II. Vegetable products	1208301	2064112	2575008	3230102	2824272	4011442	3599914	4465503
Section III. Animal or vegetable fats and oils ..	67476	97913	63206	37549	17515	36288	37206	52140
Section IV. Prepared foodstuffs, beverages ..	286716	847021	680680	840384	768962	951909	797136	946936
Section V. Mineral products.....	9731639	14616912	43025054	46454391	56044249	52026695	63944128	93892215
Section VI. Products of the chemical or allied industries	2347682	4027346	12888135	10665694	9946620	12010090	12562731	14167882
Section VII. Plastics and articles thereof	229043	776706	2225177	2448760	2755429	3281888	3258883	3841370
Section VIII. Raw hides and skins, leather	24154	28095	25823	28536	25841	28934	22466	83770
Section IX. Wood and articles of wood	30308	101363	14459	17315	26561	37322	30660	44778
Section X. Pulp of wood or of other fibrous cellulosic material.....	10449	79276	37072	33265	27157	40936	46626	61805
Section XI. Textiles and textile articles	100599	131550	120067	163982	165954	181906	153616	132936
Section XII. Footwear, headgear	37110	21058	17548	19855	20003	18416	15597	57069
Section XIII. Articles of stone, plaster	403351	1271537	2042725	2873629	3745565	3930723	3489720	3763978
Section XIV. Natural or cultured pearls.....	3	9	59	25	7	2154	4	669677
Section XV. Base metals and articles.....	1614641	3344913	2159150	2383100	2983441	4373529	4647669	7066956
Section XVI. Machinery and mechanical appliances..	28109	110686	170967	177043	179017	167897	153050	105893
Section XVII. Vehicles, aircraft	22855	82788	81750	129433	111354	112066	50457	39725
Section XVIII. Optical, photographic, cinematographic	540	2427	785	946	1171	1600	1353	5156
Section XIX. Arms and ammunition; parts	000	000	000	000	000	520	51	56
Section XX. Miscellaneous manufactured articles ...	12671	12544	9192	19685	28002	15772	13172	847
Section XXI. Works of art, collectors apices and antiques.....	48	437	10480	341	1166	6079	12179	17002
Not specified and not stated	4207	1334	81	527	621	0	0	0

1. See the introduction of this chapter for more information on the complete title of sections.

Source: Iran Customs Administration.

11.7. VALUE OF NON-OIL EXPORTS BY SECTIONS⁽¹⁾ OF CUSTOMS TARIFFS (mln rials)

Description	The year 1380	The year 1385	The year 1390	The year 1391
Total	7412797	119505142	371410085	521271737
Section I. Live animals	116755	2336963	8581544	14221252
Section II. Vegetable products	1338050	18092044	37558569	66463283
Section III. Animal or vegetable fats and oils	80754	734600	1276899	992952
Section IV. Prepared foodstuffs, beverages.....	254080	4997563	13311555	21297571
Section V. Mineral products	1344546	25019475	115346554	119030190
Section VI. Products of the chemical or allied industries... ..	763586	12959039	72151076	102048288
Section VII. Plastics and articles thereof	282478	8320275	37740572	59444934
Section VIII. Raw hides and skins, leather	156956	1152979	2184262	3595344
Section IX. Wood and articles of wood.....	16798	401447	168478	297819
Section X. Pulp of wood or of other fibrous cellulosic material.....	18709	541926	602477	735330
Section XI. Textiles and textile articles	1532674	8419630	13123128	19145072
Section XII. Footwear, headgear	168782	780024	1628535	2146210
Section XIII. Articles of stone, plaster.....	192812	3457722	7668812	15202266
Section XIV. Natural or cultured pearls	2723	734829	7797501	15996355
Section XV. Base metals and articles	723606	22537449	35467180	51022555
Section XVI. Machinery and mechanical appliances.....	168335	3837603	10815405	15121926
Section XVII. Vehicles, aircraft..	153253	3599532	4403517	12897805
Section XVIII. Optical, photographic, cinematographic....	6274	120130	275279	242390
Section XIX. Arms and ammunition; parts	000	000	000	000
Section XX. Miscellaneous manufactured articles	59450	425587	569730	1125788
Section XXI. Works of art, collectors pieces and antiques	339	23616	646560	28449
Not specified and not stated	31833	1015408	92452	215958

11.7. VALUE OF NON-OIL EXPORTS BY SECTIONS⁽¹⁾ OF CUSTOMS TARIFFS(continued)
(mln rials)

Description	The year 1392	The year 1393	The year 1394	The year 1395
Total	778737171	969475362	1164840303	1384484595
Section I. Live animals	23496115	28722814	38224434	45492895
Section II. Vegetable products	72120180	72109036	97674974	104846944
Section III. Animal or vegetable fats and oils	964554	1424016	1975056	2464074
Section IV. Prepared foodstuffs, beverages.....	32707136	37877598	40523620	45535372
Section V. Mineral products	210674786	264017342	463163082	595869212
Section VI. Products of the chemical or allied industries... ..	146582768	181492152	179694106	188616964
Section VII. Plastics and articles thereof	108834883	143119561	142358923	174067449
Section VIII. Raw hides and skins, leather	4063822	4552754	3036824	6163991
Section IX. Wood and articles of wood.....	628823	842715	716162	1308941
Section X. Pulp of wood or of other fibrous cellulosic material.....	781860	1316067	1535892	1764446
Section XI. Textiles and textile articles.....	24936872	28858479	28610965	28786386
Section XII. Footwear, headgear	2941210	3112581	2984496	6959167
Section XIII. Articles of stone, plaster	25450159	26788254	25720371	20444282
Section XIV. Natural or cultured pearls.....	3112968	808705	658671	9103990
Section XV. Base metals and articles	83413063	137634349	103672560	134846876
Section XVI. Machinery and mechanical appliances.....	21443696	22652920	22684646	16326520
Section XVII. Vehicles, aircraft..	13517816	10055444	6285218	5361755
Section XVIII. Optical, photographic, cinematographic...	512193	1216047	1249953	3030233
Section XIX. Arms and ammunition; parts	000	336179	9571	23981
Section XX. Miscellaneous manufactured articles	1903843	1330632	1339840	137573
Section XXI. Works of art, collectors pieces and antiques	181043	1207717	2720939	2345744
Not specified and not stated	469381	0	0	0

1. See the introduction of this chapter for more information on the complete title of sections.

Source: Iran Customs Administration.

11.8. VALUE OF NON-OIL EXPORTS BY COUNTRIES OF DESTINATION (mln rials)

Country and region	The year 1380	The year 1385	The year 1390	The year 1391	The year 1392	The year 1393	The year 1394	The year 1395
Total	7412797	119505142	371410084	521271737	778729703	969475362	1164840303	1384484595
Asia	5183961	94519752	340161441	475667173	716822169	⁽¹⁾ 892948686	1089762171	1294063278
Azerbaijan	550322	3416091	5108649	7974621	11977096	11682023	6844061	11195861
Armenia	92159	1369660	1169274	1927106	2626240	3259621	5736833	5529976
Afghanistan	91134	4740910	24132915	47169576	60087520	66106842	75709256	77197555
United Arab Emirates	1125223	15889150	49417822	63144071	90127853	107809506	213321856	234595214
Indonesia	74028	581978	12192625	5265638	1344823	1849511	2850603	5485024
Iran (Free zones) ..	54434	279047	1442215	7213433	6676324	3261115	1248941	3487275
Bahrain	27985	473436	94719	494848	272153	283559	288759	357118
Pakistan	152662	2863469	6877002	12131748	15956209	25835252	19999887	24964812
Thailand	76854	177871	1025929	288047	1135587	4372551	4492911	12172118
Taiwan	93381	1157551	4802249	3871329	4570313	8680867	5354467	17419783
Turkmenistan	132519	1324842	5804358	12372857	21373410	26461027	21242336	17177126
Turkey	102175	2997931	15933968	25001381	40751591	52328294	97835762	101367211
China	310808	9679116	61889530	90815651	184714455	248317092	225782430	262862310
Japan	418743	6106113	5487903	749931	881536	923828	35047307	35704507
Singapore	76475	835803	14836394	1168501	296689	242031	326197	9940538
Iraq	254764	15795594	56965747	102974023	147769659	172189616	180583180	192394746
Saudi Arabia	118637	3228162	1234002	1768824	2271365	4233822	3931843	7333
Oman	12641	575138	1107050	2593006	3630498	7986654	11121849	16892968
Kazakhstan	59487	667949	935072	2368083	5212916	5513462	4069806	6087770
Qatar	111115	822924	846736	1498767	2401500	2394469	4877046	3222720
Korea, Rep. of.	87280	2122782	15428263	12211945	8404422	11360169	26006174	89711662
Kuwait	185974	2560566	1510223	1503812	2432486	5265957	7855814	5907649
Malaysia	27196	333206	1450189	1251869	1756197	1571619	1195916	2760732
India	328204	7688932	30093560	41204946	60124469	67263837	79393095	90727741

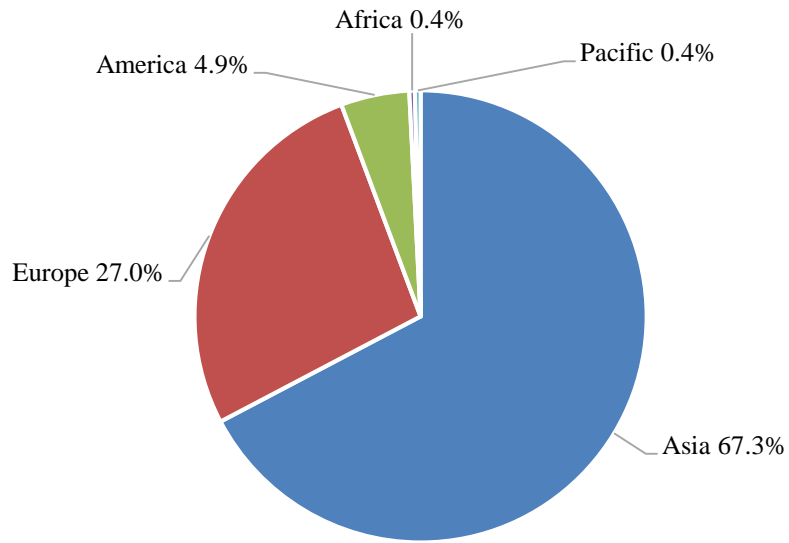
11.8. VALUE OF NON-OIL EXPORTS BY COUNTRIES OF DESTINATION (continued)**(mln rials)**

Country and region	The year 1380	The year 1385	The year 1390	The year 1391	The year 1392	The year 1393	The year 1394	The year 1395
Other Asian countries.....	619761	8831531	20375046	28703162	40026859	53729437	54645841	66893529
<i>Africa</i>	151068	2721744	5046761	12411219	21606030	20855477	18740399	18708533
<i>America</i>	275030	2511575	2540304	3133820	4010770	3686034	1859117	11278222
Brazil	7070	239522	194835	748255	193271	2081501	707884	3527745
Canada	44086	336815	551207	576465	270369	429616	594758	2063403
Other American countries	223874	1935238	1794262	1809100	3547130	1174917	556474	5687074
<i>Europe</i>	1781373	19543164	23001674	29560613	35879518	51231690	53490639	58737785
Germany	548401	3300581	4603316	6046492	8342159	9937417	9564070	10082375
Austria.....	17027	102329	164260	190775	265721	204972	405841	347057
Spain	136899	1476059	1920549	2686426	2854985	4697685	5564070	7581894
Ukraine	249856	633129	679607	1166284	1225872	879928	531013	895301
United Kingdom.....	46530	712599	407165	692418	2735982	1890708	1059837	1298257
Italy	336127	5933385	2742345	3193820	4982260	16455079	18999994	14340200
Belgium.....	49110	1672380	3073293	927916	436162	1321507	1650785	2820288
Denmark.....	15961	86721	178334	141140	252265	314176	306110	279480
Sweden	15675	115798	327049	416378	348828	404638	417707	445552
Switzerland	44027	183811	238452	334374	242701	287559	318911	772334
Russian Federation	103424	2657361	4101396	8921879	7864544	7555985	5117493	6902032
France	104014	580791	674223	582103	745174	849572	559293	1191253
Netherlands	22764	947485	2342157	1566122	2050782	1834463	1795494	4072794
Other European countries.....	91558	1140734	1549528	2694487	3532083	4598000	7200019	7708968
<i>Oceania</i>	21364	208906	659904	498912	411216	753475	987977	1696779

1. The difference of 26525 million rials compared to the total amount of exports is related to other foreign countries.

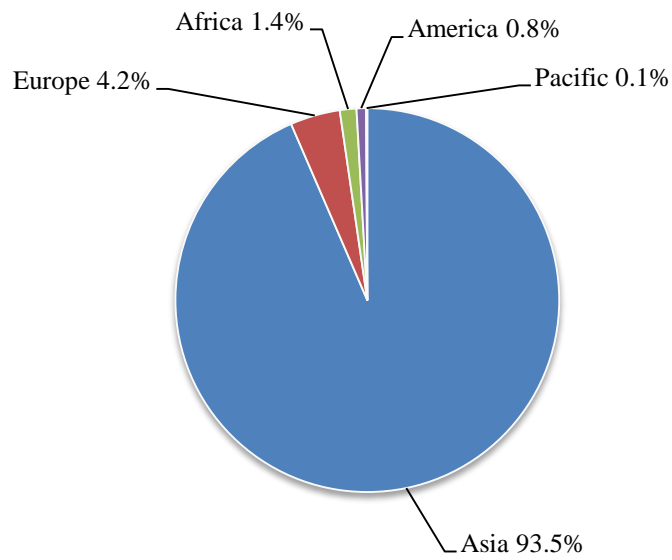
Source: Iran Customs Administration.

11.3. PERCENT OF IMPORTS VALUE BY CONTINENTS OF ORIGIN, THE YEAR 1395



For data see Table 11.5.

11.4. PERCENT OF NON-OIL EXPORTS VALUE BY CONTINENTS OF DESTINATION, THE YEAR 1395



For data see Table 11.8.

11.9. WEIGHT AND VALUE OF IMPORTS AND EXPORTS BY SECTIONS⁽¹⁾ AND CHAPTERS OF CUSTOMS TARIFFS, THE YEAR 1395 (ton; mln rials)

Section and chapter ⁽²⁾	Imports		Non-oil exports	
	Weight	Value	Weight	Value
Total⁽³⁾	33399490	1368597015	129892222	1384484595
SECTION I. Live animals	255619	27999886	663879	45492895
1. Live animals	24835	1875574	45730	6831189
2. Meat and edible meat offal	94680	12219033	68644	2600550
3. Fish, crustaceans and molluscs and other aquatic invertebrates	77899	5680624	103283	10853329
4. Dairy products; birds' eggs; natural honey; edible products of animal origin, not elsewhere specified or included	57050	7888678	441927	22515722
5. Products of animal origin, not elsewhere specified or included	1155	335977	4295	2692105
SECTION II. Vegetable products	13672641	167515586	4465503	104846945
6. Live trees and other plants; bulbs, roots and the like; cut flowers and ornamental foliage	2421	213942	5241	758324
7. Edible vegetables and certain roots and tubers	226576	7551952	2396373	19358973
8. Edible fruit and nuts; peel of citrus fruit or melons	712064	17286748	1913895	71082960
9. Coffee, tea, mate and spices	89680	10536069	31013	10361704
10. Cereals	10189252	87091135	323	18455
11. Products of the milling industry; malt; starches; inulin; wheat gluten	4952	153429	46831	567578
12. Oil seeds and oleaginous fruits; miscellaneous grains, seeds and fruit, industrial or medicinal plants; straw and fodder	2428579	43797001	22401	599867
13. Lac; gums, resins and other vegetable saps and extracts	3598	738316	10346	1549298
14. Vegetable plaiting materials; vegetable products not elsewhere specified or included	15519	146994	39080	549786
SECTION III. Animal or vegetable fats and oils	1031806	28061084	52140	2464074
15. Animal and vegetable fats and oils and their cleavage products; prepared edible fats; animal or vegetable waxes	1031806	28061084	52140	2464074
SECTION IV. Prepared foodstuffs, beverages	2654012	55965915	946936	45535374
16. Preparations of meat, of fish or of crustaceans, molluscs or of other aquatic invertebrates	18	2920	5629	763267
17. Sugars and sugar confectionery	700931	10967444	143008	5454890
18. Cocoa and cocoa preparations	26765	2849012	28734	3584758
19. Preparations' of cereals, flour, starch; or milk pastry cookies and products	13090	633269	200770	11468189
20. Preparations of vegetables, fruit, or other parts of plants....	63997	2579818	292900	15257966
21. Miscellaneous edible preparations.....	40853	7648185	64356	5431345
22. Beverages, spirits and vinegar	9864	242418	33993	1080113
23. Residues and waste from the food industries; prepared animal fodder.....	1755679	22145442	175608	2395418
24. Tobacco	42815	8897407	1938	99428

11. 9. WEIGHT AND VALUE OF IMPORTS AND EXPORTS BY SECTIONS⁽¹⁾ AND CHAPTERS OF CUSTOMS TARIFFS, THE YEAR 1395 (continued) (ton; mln rials)

Section and chapter ⁽²⁾	Imports		Non-oil exports	
	Weight	Value	Weight	Value
SECTION V. Mineral products	2563140	34026085	93892216	595869213
25. Salt; sulphur; earths and stone; plastering materials, lime and cement	269815	2115776	21446660	28184703
26. Ores, slag and ash.....	171788	1545478	22951525	34729303
27. Mineral fuels, mineral oils and products of their distillation; bituminous substances; mineral waxes	2121537	30364831	49494031	532955207
SECTION VI. Products of the chemical⁽³⁾	1358374	125613029	13937459	169820385
28. Inorganic chemicals; organic or inorganic compounds of precious metals, of rare-earth metals, of radioactive elements or of isotopes	512346	10796926	1889918	12991152
29. Organic chemicals	354365	32569315	8221171	115583120
30. Pharmaceutical products ..	26334	45666259	5872	4246896
31. Fertilizers	211561	4905933	3445246	24750955
32. Tanning or dyeing extracts; tannins and their derivatives; dyes, pigments and other colouring matter; paints and varnishes; putty and other mastics; inks	102924	10311538	37122	2538388
33. Essential oils and resinoids; perfumery, cosmetic or toilet preparations	47826	11178761	17445	1391165
34. Soap, organic surface-active agents, washing preparations, lubricating preparations, artificial waxes, prepared waxes, polishing or scouring preparations, candles and similar articles, modelling pastes, "dental waxes" and dental preparations with a basis of plaster	52409	3742595	306577	7133799
35. Albuminoidal substances; modified starches, glues, enzymes.....	44009	4763461	13210	1163435
36. Propellant powder, explosives; pyrotechnic products; matches; pyrophoric alloys ⁽³⁾ ..	000	000	000	000
37. Photographic or cinematographic goods	132	80674	893	18979
38. Miscellaneous chemical products	6468	1597567	5	2496
SECTION VII. Plastics and articles thereof	1098316	70981971	3841369	174067450
39. Plastics and articles thereof	228754	21403554	230425	18796580
40. Rubber and articles thereof	869562	49578417	3610944	155270870
SECTION VIII. Raw hides and skins, leather	238805	20992844	83770	6163991
41. Raw hides and skins (other than fur skins) and.....	235611	20611536	59278	3261208
42. Articles of leather; saddlery and harness; travel goods, handbags and similar containers; articles of animal gut (other than silk-worm gut).....	235	30708	24300	2859719
43. Fur skins and artificial fur; manufactures thereof	2959	350600	192	43064
SECTION IX. Wood and articles of wood	1772205	21228372	44779	1308941
44. Wood and articles of wood; wood charcoal	3	1297	69	859
45. Cork and articles of cork	1771908	21196511	44710	1308082
46. Manufactures of straw, of esparto and of other plaiting.....	294	30564	0	0
SECTION X. Pulp of wood or of other fibrous cellulosic material	1190987	34663508	61805	1764446
47. Pulp of wood or of other fibrous cellulosic material waste and scrap of paper or paperboard	180	17117	596	47098
48. Paper and paperboard; articles of paper pulp, of paper or of paperboard	217659	4520065	3406	105646
49. Printed books, newspapers, pictures and other products of the printing industry; manuscripts, typescripts and plans	973148	30126326	57803	1611702

11.9. WEIGHT AND VALUE OF IMPORTS AND EXPORTS BY SECTIONS⁽¹⁾ AND CHAPTERS OF CUSTOMS TARIFFS, THE YEAR 1395 (continued) (ton; mln rials)

Section and chapter ⁽²⁾	Imports		Non-oil exports	
	Weight	Value	Weight	Value
SECTION XI. Textiles and textile articles	586869	47237692	132936	28786385
50. Silk	1928	1735847	1462	158270
51. Wool, fine or coarse animal hair; horsehair yarn and woven fabric	492	479300	13	1295
52. Cotton	3642	866599	2820	361657
53. Other vegetable textile fibres; paper yarn and woven fabrics of paper yarn	77830	4945241	268	20464
54. Man-made filaments	39465	1556532	95	4042
55. Man-made staple fibres	105812	11009711	9611	805442
56. Wadding, felt and nonwovens; special yarns; twine, cordage, ropes and cables and articles thereof	233214	13922023	37903	2506000
57. Carpets and other textile floor coverings	17937	2596214	9348	844046
58. Special woven fabrics; tufted textile fabrics; lace; tapestries; trimmings; embroidery	2892	153856	63878	21824520
59. Impregnated, coated, covered or laminated textile fabrics; textile articles of a kind suitable for industrial use	7717	903875	2479	586389
60. Knitted or crocheted fabrics	87776	6828792	972	126870
61. Articles of apparel and clothing accessories, knitted or crocheted	1838	307412	11	4328
62. Articles of apparel and clothing accessories, not knitted or crocheted	2572	898458	2322	906932
63. Other made up textile articles; sets; worn clothing and worn textile articles; rags	3754	1033832	1754	636130
SECTION XII. Footwear, headgear	6892	1051868	57068	6959167
64. Footwear, gaiters and the like; parts of such articles	2728	287563	37799	3746600
65. Headgear and parts thereof	2543	588093	19216	3189751
66. Umbrellas, sun umbrellas, walking-sticks, seat-sticks, whips, riding-crops and parts thereof	889	141784	53	22779
67. Prepared feathers and down and articles made of feathers or of down; artificial flowers; articles of human hair	732	34428	0	37
SECTION XIII. Articles of stone, plaster	274631	8199963	3763978	20444283
68. Articles of stone, plaster, cement, asbestos, mica or similar materials	1476	150115	14	3500
69. Ceramic products	155208	3329463	1241956	7646300
70. Glass and glassware	117947	4720385	2522008	12794483
SECTION XIV. Natural or cultured pearls	137018	6642587	669677	9103990
71. Natural or cultured pearls, precious or semi-precious stones, precious metals, metals clad with precious metal and articles thereof; imitation jewellery; coin	137018	6642587	669677	9103990
SECTION XV. Base metals and articles	4407634	106174999	7066955	134846875
72. Iron and steel	517	476240	474	4397777
73. Articles of iron or steel	3506838	58635408	6154374	77840985

11.9. WEIGHT AND VALUE OF IMPORTS AND EXPORTS BY SECTIONS⁽¹⁾ AND CHAPTERS OF CUSTOMS TARIFFS, THE YEAR 1395 (continued) (ton; mln rials)

Section and chapter ⁽²⁾	Imports		Non-oil exports	
	Weight	Value	Weight	Value
74. Copper and articles thereof	695283	28685198	349159	15886637
75. Nickel and articles thereof.....	7290	1302911	197425	16357212
76. Aluminium and articles thereof	2416	1193698	20	4093
78. Lead and articles thereof	147008	8558179	140604	7683120
79. Zinc and articles thereof.....	12287	738062	93548	5441498
80. Tin and articles thereof	2857	251681	130530	7182677
81. Other base metals; cermet; articles thereof.....	886	519057	11	686
82. Tools, implements; cutlery, spoons and forks of base metal; parts thereof	2026	370075	144	8038
83. Miscellaneous articles of base metal.....	30226	5444490	666	44152
SECTION XVI. Machinery and mechanical appliances	1020482	241578488	105893	16326520
84. Nuclear reactors, boilers, machinery and mechanical appliances; parts thereof	75356	5016837	5167	338670
85. Electrical machinery and equipment and parts thereof; sound recorders and reproducers, television image and sound recorders and reproducers, and parts and accessories of such articles	945126	236561651	100726	15987850
SECTION XVII. Vehicles , aircrafts, vessels and⁽³⁾	736979	248606520	77392	14395438
86. Railway or tramway locomotives, rolling-stock and parts thereof; railway or tramway track fixtures and fittings and parts mechanical (including electro-mechanical) traffic signalling equipment of all kinds	365447	142319385	41405	9493811
87. Vehicles other than railway or tramway rolling - stock, and parts and accessories thereof.....	41228	9144891	789	99125
88. Aircraft, spacecraft, and parts thereof ⁽³⁾	000	000	000	000
89. Ships, boats and floating structures.....	330304	97142244	35198	4802502
SECTION XVIII. Optical, photographic, cinematographic.	23777	42523308	5155	3030233
90. Optical, photographic, cinematographic, measuring, checking, precision, medical or surgical instruments and apparatus; parts and thereof accessories	425	1264407	22	5686
91. Clocks and watches and parts thereof	878	582537	3716	454441
92. Musical instruments; parts and accessories of such articles..	22474	40676364	1417	2570106
SECTION XIX. Arms and ammunition; parts⁽³⁾.....	000	000	000	000
93. Arms and ammunition; parts and accessories thereof ⁽³⁾	000	000	000	000
SECTION XX. Miscellaneous manufactured articles	9156	4510492	847	137574
94. Furniture; bedding, mattresses, mattress supports, cushions and similar stuffed furnishings; lamps and lighting fittings, not elsewhere specified or included; illuminated signs, illuminated name plates and the like; prefabricated buildings	2322	1625352	589	85507
95. Toys, games and sports requisites; parts and accessories, thereof	1583	160619	202	28086
96. Miscellaneous manufactured articles	5251	2724521	56	23981
SECTION XXI. Works of art, collectors pieces and antiques ..	83450	8746086	17002	2345744
97. Works of art, collectors' pieces and antiques	48070	5169494	15107	2197094
98. Unassembled C.K.D. articles of road construction machinery, cars and other machinery.....	35380	3576592	1895	148650
Not specified and not stated	0	0	0	0

1. See introduction of this chapter for more information on the complete title of sections.

2. Chapters 77 and 99 have been designed for future Customs Administration needs.

3. Difference between the total and the parts is due to the figures in the chapters 36, 88 and 93 that are included in the total.

Source: Iran Customs Administration.

11.10. TRANSACTIONS REGISTERED IN NOTARY PUBLICS AND LAND REGISTRATION OFFICES AT THE END OF THE YEAR

Ostan	Sale		Revocable immovable transaction with retrievable right	Letter of attorney				Peace pact	Pawn
	Movable	Im-movable		Sale of real estate	Vehicle sale	Other	Total		
Total.....	2544431	1210439	1750	484011	1059543	4232717	5292260	165746	582456
East Azarbayejan...	137126	51431	50	23967	66572	123550	190122	9896	34075
West Azarbayejan .	108234	29351	36	10282	38417	71631	110048	2960	14666
Ardebil	40318	19244	2	8441	18437	31504	49941	3746	11081
Esfahan.....	185621	88829	65	31654	53442	155655	209097	11580	31576
Alborz	110442	48251	15	16083	64974	110043	175017	5472	20888
Ilam.....	3737	7066	23	2807	2252	10925	13177	65	4586
Bushehr.....	9337	19315	32	9354	6607	48213	54820	813	8935
Tehran.....	786383	339196	116	132934	362370	969071	1331441	49957	157069
Chaharmahal & Bakhtiyari.....	26228	8440	30	3411	6778	20465	27243	3155	5125
South Khorasan	8644	8522	58	3103	2284	12560	14844	305	3778
Khorasan-e- Razavi	226463	69330	23	31223	48656	205518	254174	7385	31050
North Khorasan	19262	10772	5	2784	4650	15725	20375	516	5614
Khuzestan.....	53584	61896	344	31384	30461	150564	181025	1254	29472
Zanjan.....	34298	18005	0	5566	10754	20138	30892	667	7920
Semnan.....	22855	17564	49	4372	6423	19405	25828	3101	8326
Sistan & Baluchestan	18560	13236	2	8984	9228	43398	52626	805	4440
Fars	89929	67458	4	27568	39587	188074	227661	6192	35359
Qazvin	44092	22601	0	8098	23413	32903	56316	5773	12067
Qom	37154	19785	1	10070	12527	49853	62380	1629	7844
Kordestan	42004	14442	3	9349	14774	39479	54253	1142	6666
Kerman	50496	25999	19	13817	17795	88431	106226	2494	12503
Kermanshah	47996	21092	33	10977	17070	74752	91822	374	10263
Kohgiluyeh & Boyerahmad	3928	7018	215	5490	2312	38374	40686	201	3674
Golestan	45304	21012	131	7006	10349	51193	61542	3029	10177
Gilan	79531	40131	28	14722	70094	85824	155918	17374	31114
Lorestan	27101	17602	276	7167	11015	55850	66865	880	8721
Mazandaran.....	120564	60602	60	15760	42244	124004	166248	11932	27472
Markazi	42242	21196	4	6375	17180	61961	79141	3167	10196
Hormozgan.....	32103	18058	47	7531	15806	67733	83539	6025	9833
Hamedan	54513	19669	43	6594	21292	35306	56598	3081	12683
Yazd	36382	23326	36	7138	11780	47674	59454	776	5283

11.10. TRANSACTIONS REGISTERED IN NOTARY PUBLICS AND LAND REGISTRATION OFFICES AT THE END OF THE YEAR (continued)

Ostan	Rental	Estate distribution letter	Cancellation	Confession certificate	Warranty	Letter of satisfaction	Other	Total transactions
Total	159533	21092	4669	566722	1318788	506661	99557	12958115
East Azarbayejan.....	3903	650	253	33228	76072	36948	6983	604704
West Azarbayejan	5055	188	193	9509	52861	18022	2862	364267
Ardebil.....	2137	242	85	5061	18700	9322	1042	169362
Esfahan.....	9228	1482	484	27836	58454	44351	6301	706558
Alborz.....	2186	721	89	18336	19807	14277	2669	434253
Ilam.....	169	39	16	3455	17744	3222	357	56463
Bushehr.....	2672	114	189	12659	25442	7183	2913	153778
Tehran.....	26415	9878	807	142197	178307	79641	10513	3244854
Chaharmahal & Bakhtiyari.....	1203	151	90	5418	13310	4722	1726	100252
South Khorasan.....	1015	142	20	1883	14090	2838	418	59660
Khorasan-e- Razavi	33472	748	172	49307	86245	31620	8792	830004
North Khorasan.....	1791	107	89	2593	12535	3599	2007	82049
Khuzestan.....	5599	509	158	52091	106732	36249	6459	566756
Zanjan.....	4219	204	108	4258	12249	4031	1268	123685
Semnan.....	3893	244	88	3457	11426	4950	937	107090
Sistan & Baluchestan.	1209	75	30	12979	35741	6498	888	156073
Fars.....	10002	1063	262	32066	122693	35248	8614	664119
Qazvin.....	3132	488	75	8327	16423	7739	1073	186204
Qom.....	2953	346	115	9227	17554	7222	1069	177349
Kordestan.....	1190	164	61	10179	32606	10050	1972	184081
Kerman	7366	285	125	12344	57227	18078	2295	309274
Kermanshah	4626	183	112	17894	46637	12493	4074	268576
Kohgiluyeh & Boyerahmad	279	19	41	3370	25157	4881	1145	96104
Golestan	3142	295	57	10586	22946	8256	1731	195214
Gilan.....	5549	790	163	24474	57570	31796	2143	461303
Lorestan	3011	115	110	10509	34901	10027	1651	188936
Mazandaran	4258	960	226	18434	45888	19216	9796	501416
Markazi	2024	302	136	6640	14361	8055	3484	197323
Hormozgan	849	125	33	8549	45460	9111	896	222159
Hamedan	3382	285	37	5276	19112	7619	1687	190579
Yazd	3604	178	245	4580	20538	9397	1792	172729

Source: Real Estate Registration Organization of Iran.

11.11. GENERAL CHARACTERISTICS OF COOPERATIVES SUPPLYING PRODUCERS REQUIREMENTS AT THE END OF THE YEAR

Description	Number	Members	Employees	Capital (mln rials)
<i>Registered cooperatives⁽¹⁾</i>				
1380.....	2766	355354	29765	709888
1385.....	3716	391953	41393	920201
1390.....	3848	242770	48463	779252
1391.....	3875	407889	49514	801467
1392.....	3934	400010	57344	803184
1393.....	3947	407113	57950	931841
1394.....	3958	412211	58040	1346895
1395.....	4011	411520	60035	4265606
<i>Cooperatives under establishment</i>				
1380.....	95	3197	766	12337
1385.....	353	8857	2984	23870
1390.....	23	633	439	475
1391.....	56	1163	1052	1383
1392 ⁽²⁾	1	7	7	660
1393.....	1	7	7	40
1394.....	-	-	-	-
1395.....	4	49	36	1621
<i>Cooperatives in operation</i>				
1380.....	1489	274212	20666	518062
1385.....	2084	299904	28186	713873
1390.....	1838	230784	25230	531565
1391.....	1678	241499	23452	544812
1392.....	1647	231388	31109	634244
1393.....	1640	243825	35671	961217
1394.....	1551	242021	34061	1248436
1395.....	1523	240196	35693	4152462

11.11. GENERAL CHARACTERISTICS OF COOPERATIVES SUPPLYING PRODUCERS REQUIREMENTS AT THE END OF THE YEAR (continued)

Description	Number	Members	Employees	Capital (mln rials)
East Azarbayejan	120	10782	2037	37688
West Azarbayejan	36	3570	717	15591
Ardebil	7	164	172	332
Esfahan	126	24439	7034	149359
Alborz.....	14	974	159	6438
Ilam	12	173	53	599
Bushehr	54	6371	1178	35119
Tehran	155	24867	7256	330006
Chaharmahal & Bakhtiari	16	662	329	865
South Khorasan.....	24	5821	642	13893
Khorasan-e-Razavi.....	132	15384	1248	73664
North Khorasan.....	18	2090	94	597
Khuzestan	43	5211	1107	8626
Zanjan	7	599	155	1635
Semnan	29	2460	652	14977
Sistan & Baluchestan ...	77	7084	1762	5788
Fars	117	12922	2323	14903
Qazvin ...	10	1280	78	15089
Qom	16	1804	108	41842
Kordestan	36	3100	152	2385
Kerman	68	71431	561	7339
Kermanshah	34	1544	1610	604
Kohgiluyeh & Boyerahmad	3	⊖	⊖	⊖
Golestan	33	6375	323	3204849
Gilan	40	2637	546	9564
Lorestan	35	1153	195	1942
Mazandaran	136	11353	1651	23973
Markazi	28	1881	120	1779
Hormozgan	37	4115	1688	5131
Hamedan	14	2340	158	870
Yazd	46	7536	1511	126906

1. Including cooperatives in operation, out of operation and under establishment.

2.Reduction in the number of cooperatives under establishment in the year 1392 is due to changes in their status as in- operation or out of operation.

Source: Ministry of Cooperatives, Labor and Social Welfare.

**11.12. GENERAL CHARACTERISTICS OF COOPERATIVES SUPPLYING CONSUMERS
REQUIREMENTS AT THE END OF THE YEAR**

Description	Number	Members	Employees	Capital (mln rials)
<i>Registered cooperatives⁽¹⁾</i>				
1380.....	9647	7453537	94861	7642911
1385.....	10486	7837758	100013	7769099
1390.....	11112	8576540	150938	11359527
1391.....	11128	8284346	183059	9749822
1392.....	11109	8450517	207817	11048403
1393.....	11124	8080618	205388	9400809
1394.....	11125	7913968	263020	20436778
1395.....	11203	7840083	209573	15212601
<i>Cooperatives under establishment</i>				
1380.....	33	10208	399	5183
1385.....	150	26299	1108	11817
1390.....	18	1753	209	630
1391.....	27	59037	806	4573
1392.....	0	0	0	0
1393.....	5	1142	54	440
1394.....	3	260	20	638
1395.....	3	21	23	41
<i>Cooperatives in operation</i>				
1380.....	5794	6052015	85109	15397452
1385.....	6421	6425123	89620	15511013
1390.....	5824	5987973	124309	8531379
1391.....	5276	5843387	156063	7452952
1392.....	5078	5893439	176870	10436563
1393.....	4939	5687272	172579	8743327
1394.....	4822	5370776	177347	19564239
1395.....	4803	5358252	174679	14656412

**11.12. GENERAL CHARACTERISTICS OF COOPERATIVES SUPPLYING CONSUMERS
REQUIREMENTS AT THE END OF THE YEAR (continued)**

Description	Number	Members	Employees	Capital (mln rials)
East Azarbayejan	260	241814	8379	592968
West Azarbayejan	110	190740	4812	278684
Ardebil	63	59198	225	16118
Esfahan	251	283025	3440	1252207
Alborz.....	67	60851	2728	23260
Ilam	42	75395	1139	8680
Bushehr	58	236249	1304	129387
Tehran	1369	1156934	88823	7844371
Chaharmahal & Bakhtiari	45	5656	484	10757
South Khorasan.....	55	51632	977	35988
Khorasan-e-Razavi.....	357	583673	8835	284797
North Khorasan.....	45	86650	257	7356
Khuzestan	141	474457	4483	322754
Zanjan	52	36372	1284	20266
Semnan	53	35090	566	24413
Sistan & Baluchestan	174	117747	3196	711667
Fars	238	300398	5119	74022
Qazvin	46	45163	298	39619
Qom	40	43759	426	31876
Kordestan	92	146300	337	43833
Kerman	190	122840	2569	47890
Kermanshah	114	120738	11217	24749
Kohgiluyeh & Boyerahmad	37	17710	629	2907
Golestan	85	84942	1546	1581896
Gilan	130	129034	9119	636479
Lorestan	107	22920	2091	7209
Mazandaran	239	178823	5698	248395
Markazi	84	53365	599	18871
Hormozgan	109	287410	2941	31487
Hamedan ...	51	48730	435	80284
Yazd	99	60637	723	223222

1. Including cooperatives in operation, out of operation and under establishment.

Source: Ministry of Cooperatives, Labour and Social Welfare.

11.13. GENERAL CHARACTERISTICS OF SERVICES COOPERATIVES AT THE END OF THE YEAR

Description	Number	Members	Employees	Capital (mln rials)
<i>Registered cooperatives⁽¹⁾</i>				
1380.....	16721	339405	171622	1391322
1385.....	22644	513914	256017	1620357
1390.....	44651	688242	469056	16777980
1391.....	47646	839818	528206	11392051
1392.....	49981	881040	571519	10580400
1393.....	51705	897120	602657	11292963
1394.....	53336	914651	613779	14656688
1395.....	54012	922883	624257	13656381
<i>Cooperatives under establishment</i>				
1380.....	455	10717	3779	31872
1385.....	4630	58858	69699	333663
1390.....	6158	69472	60304	290195
1391.....	8070	98903	99731	524342
1392.....	6958	105800	86571	819923
1393.....	6693	91904	85642	861015
1394.....	7060	99735	90273	1372304
1395.....	7424	114612	101423	1909420
<i>Cooperatives in operation</i>				
1380.....	4349	155084	61560	622878
1385.....	12027	374932	139311	1038594
1390.....	21144	470775	216980	10174499
1391.....	20417	493852	218737	9929415
1392.....	20963	491665	250240	8565491
1393.....	20506	490999	258486	8984921
1394.....	20394	486767	249762	11024278
1395.....	19073	466351	235882	10444322

11.13. GENERAL CHARACTERISTICS OF SERVICES COOPERATIVES AT THE END OF THE YEAR (continued)

Description	Number	Members	Employees	Capital (mln rials)
East Azarbayejan	1163	29133	12797	379464
West Azarbayejan	414	11263	5780	83284
Ardebil	366	3689	3477	381040
Esfahan	632	16523	6990	238392
Alborz.....	148	10102	3292	73142
Ilam	362	2826	2072	726709
Bushehr	750	9794	16261	41274
Tehran	1724	140883	44131	4431750
Chaharmahal & Bakhtiari	353	3660	2744	17015
South Khorasan.....	265	2923	1814	14057
Khorasan-e-Razavi.....	2029	56864	34671	531130
North Khorasan	355	7984	3020	42334
Khuzestan	750	13286	6857	405483
Zanjan	136	2219	1481	34924
Semnan	184	3265	1925	69032
Sistan & Baluchestan	468	4740	5423	69383
Fars	1346	21472	12986	427543
Qazvin	102	1623	850	69865
Qom	188	3586	2973	111697
Kordestan	430	6219	2995	34050
Kerman	980	10190	7711	197024
Kermanshah	597	6219	6631	41240
Kohgiluyeh & Boyerahmad.....	426	3640	3510	17018
Golestan	635	9736	5322	356329
Gilan	678	11189	6859	281390
Lorestan	639	8427	5966	302591
Mazandaran	1279	33625	12534	214488
Markazi	344	7410	2422	107061
Hormozgan	595	7430	6369	66789
Hamedan	209	2701	1959	12695
Yazd	526	13730	4060	666129

1. Including cooperatives in operation, out of operation and under establishment.

Source: Ministry of Cooperatives, Labour and Social Welfare.

11.14. GENERAL CHARACTERISTICS OF DIFFERENT TYPES OF COOPERATIVES UNIONS AT THE END OF THE YEAR

Description	Number	Member cooperatives	Employees	Capital (mln rials)
<i>Registered cooperatives unions⁽¹⁾</i>				
1380	418	16378	2002	965539
1385	643	28307	6250	1148485
1390	1048	44730	9930	1571876
1391	1084	940173	10566	54480064
1392	1121	52456	11908	1903109
1393	1138	160371	12765	2438393
1394	1158	49501	13578	2025839
1395	1176	47987	13876	1731796
<i>Cooperatives unions under establishment</i>				
1380	45	535	355	973
1385	100	2495	827	33571
1390	8	68	56	90
1391	0	0	0	0
1392	1	13	4	130
1393	0	0	0	0
1394	0	0	0	0
1395	0	0	0	0
<i>Cooperatives unions in operation</i>				
1380	308	14776	1560	963201
1385	415	23862	4731	1110622
1390	645	58809	5837	1224996
1391	644	33597	5828	1355133
1392	623	41523	6943	1480467
1393	594	148070	7330	2072114
1394	558	35347	7009	1656310
1395	544	34445	7654	1644490
Agricultural ⁽²⁾	111	3046	2547	19505
Mining ⁽²⁾	5	59	15	351
Hand-woven carpet	17	1102	114	637
Housing ⁽²⁾	161	8970	1530	65718
Manufacturing ⁽²⁾	32	378	373	10444
Producer's supply	40	852	415	182422
Customer's supply	75	18173	1263	1020205
Transportation ⁽²⁾	32	689	166	310572
Services	63	676	1208	3892
Construction	3	⊖	⊖	⊖
Credit	5	144	14	4685

1. Including cooperatives in operation, out of operation and under establishment.

2. Detailed statistics of related cooperatives appear in Chapters of "Agriculture, forestry and fisheries", "Mining and Quarrying", "Manufacturing", "Construction and Housing" and "Transportation, Storage and Communications".

Source: Ministry of Cooperatives, Labour and Social Welfare.

11.15. GENERAL CHARACTERISTICS OF RURAL COOPERATIVES AT THE END OF THE YEAR

(1000 persons-mln rials)

Year and Ostan	Number	Members	Capital ⁽¹⁾	Legal reserves
1380.....	2947	4444	357404	140229
1385.....	2937	4570	544488	440765
1390.....	2853	4432	1493215	780621
1391.....	2795	4395	1668914	1218956
1392.....	2769	4326	1809554	1086323
1393.....	2772	4315	2020146	1101694
1394.....	2775	4419	2068783	1343859
1395.....	2777	4319	2134089	1441309
East Azarbayejan	176	175	112747	48776
West Azarbayejan	141	423	155154	60331
Ardebil.....	81	91	30247	19727
Esfahan	147	229	183924	69217
Alborz.....	13	20	25894	15362
Ilam.....	34	42	17876	14340
Bushehr.....	34	74	29296	12761
Tehran.....	47	58	195147	82059
Chaharmahal & Bakhtiari	54	93	25512	6922
South Khorasan.....	57	103	33468	20751
Khorasan-e-Razavi.....	222	303	133996	137621
North Khorasan.....	60	67	21946	30474
Khuzestan	98	235	61530	146983
Zanjan	65	85	57950	95093
Semnan	38	39	11578	9348
Sistan & Baluchestan	53	234	55554	27758
Fars	187	295	95728	134953
Qazvin	48	92	20405	10896
Qom	11	13	8134	7409
Kordestan	92	165	76718	34855
Kerman	144	182	28260	24080
Kermanshah	107	129	45171	43736
Kohgiluyeh & Boyerahmad	28	72	15184	5226
Golestan	68	75	72039	52583
Gilan	149	272	38281	24413
Lorestan	131	103	24884	25706
Mazandaran	183	295	334768	42068
Markazi	90	84	31437	69937
Hormozgan	58	110	14715	5579
Hamedan	120	188	66518	28372
Yazd	39	73	44722	36523

1. The capital declared by cooperatives includes: registered capital for cash input sources of the members in the cooperatives. This type of capital excludes sources of capital turnover, creation and acquisition of sight and non-sight fixed assets and long-term investment.

Source: Central Organization of Rural Cooperatives.

**11.16. GENERAL CHARACTERISTICS OF RURAL COOPERATIVES FOR FEMALES
AT THE END OF THE YEAR** (person-mln rials)

Year and Ostan	Number	Members	Capital ⁽¹⁾	Legal reserves
1380.....	131	28033	2793	434
1385.....	209	50038	7743	3178
1390.....	314	81930	15544	14307
1391.....	312	60551	19373	19839
1392.....	306	58986	20522	18865
1393.....	301	58034	22258	24141
1394.....	309	55368	23028	25024
1395.....	304	56575	24092	26894
East Azarbayejan	7	2182	884	601
West Azarbayejan	8	903	333	1901
Ardebil	7	1295	334	162
Esfahan	12	1502	2499	1674
Alborz.....	5	218	212	0
Ilam	6	1657	614	268
Bushehr	5	386	40	29
Tehran	3	⊖	⊖	⊖
Chaharmahal & Bakhtiari	14	2544	1268	674
South Khorasan.....	15	3379	1655	954
Khorasan-e-Razavi.....	30	4950	1774	2518
North Khorasan... ..	2	⊖	⊖	⊖
Khuzestan	13	5113	1429	4227
Zanjan	3	⊖	⊖	⊖
Semnan	15	1572	918	2407
Sistan & Baluchestan	3	⊖	⊖	⊖
Fars	30	4927	1494	2185
Qazvin	6	387	288	150
Qom	4	685	60	651
Kordestan	2	⊖	⊖	⊖
Kerman	31	6533	851	593
Kermanshah	16	2384	717	665
Kohgiluyeh & Boyerahmad	6	6213	745	348
Golestan	4	610	1571	1580
Gilan	10	1370	387	432
Lorestan	14	1121	435	744
Mazandaran	12	1471	2607	2189
Markazi	10	933	1435	1316
Hormozgan	6	1856	194	30
Hamedan	4	366	79	41
Yazd	1	⊖	⊖	⊖

1. The capital declared by cooperatives includes: registered capital for cash input sources of the members in the cooperatives. This type of capital excludes sources of capital turnover, creation and acquisition of sight and non-sight fixed assets and long-term investment.

Source: Central Organization of Rural Cooperatives.

11.17. GENERAL CHARACTERISTICS OF RURAL COOPERATIVES UNITS AT THE END OF THE YEAR (mln rials)

Year and Ostan	Number	Members	Capital ⁽¹⁾	Legal reserves
1380.....	255	3004	117504	141472
1385.....	278	3012	226301	341046
1390.....	301	2932	404199	632012
1391.....	303	2895	483633	689432
1392.....	298	2860	593508	806434
1393.....	296	2772	631581	839627
1394.....	305	2832	764839	1175497
1395.....	305	2836	772476	1199757
East Azarbayejan	16	182	70079	36438
West Azarbayejan	18	149	113204	33928
Ardebil	9	81	12043	16474
Esfahan	21	159	86885	55509
Alborz.....	2	⊖	⊖	⊖
Ilam	5	35	2484	11623
Bushehr	5	26	54867	2050
Tehran	8	45	16572	19460
Chaharmahal & Bakhtiari	5	52	6940	10890
South Khorasan.....	7	64	9279	15839
Khorasan-e-Razavi.....	24	234	48847	68487
North Khorasan.. ..	6	60	2659	55543
Khuzestan	17	115	59964	238802
Zanjan	4	66	48883	14909
Semnan	4	39	1576	7974
Sistan & Baluchestan	9	45	12934	36410
Fars	26	230	28572	126747
Qazvin	3	⊖	⊖	⊖
Qom	0	0	0	0
Kordestan	9	92	18503	20091
Kerman	16	134	7430	183801
Kermanshah	11	86	28400	19976
Kohgiluyeh & Boyerahmad	6	33	2838	8456
Golestan	9	70	27817	43156
Gilan	15	159	17834	36465
Lorestan	10	139	21913	15949
Mazandaran	13	187	14078	27968
Markazi	8	93	6536	41023
Hormozgan	8	60	3001	3814
Hamedan	8	121	15018	30614
Yazd	3	⊖	⊖	⊖

1. The capital declared by cooperatives includes: registered capital for cash input sources of the members in the cooperatives. This type of capital excludes sources of capital turnover, creation and acquisition of sight and non-sight fixed assets and longterm investment.

Source: Central Organization of Rural Cooperatives.

11.18. WEIGHT OF SELECTED SURPLUS CROPS PURCHASED FROM FARMERS BY RURAL COOPERATIVES (ton)

Crop	The year 1380	The year 1385	The year 1390	The year 1391	The year 1392	The year 1393	The year 1394	The year 1395
Wheat	4645301	3120200	486098	745565	657561	2771040	3693355	4733930
Barley	31643	45849	192110	244068	280106	302088	368171	1696534
Rice and paddy	92816	2058	12499	24927	17117	39859	10220	11497
Grains	288	2942	3908	3194	4340	11948	5083	1697
Cotton (lint)	28967	6279	11919	10842	20565	17288	27524	32298
Fruits, vegetables and summer crops	292809	3968	67069	83875	104914	436022	153644	90977
Citrus fruits	12653	514	27200	31798	21159	59002	38640	80355
Dates.....	19427	2034	4951	7538	9831	25913	2872	6492
Oil seeds	0	431748	121520	96192	125210	183931	54835	155642
Onions	271968	5995	159145	99481	10241	9792	26450	8808
Potatoes	155040	134735	24887	42423	27176	38827	63616	37242

Source: Central Organization of Rural Cooperatives.

11.19. CAPACITY OF NATION'S ACCOMMODATIONS ⁽¹⁾ BY CLASS

Year	Total accommodation facilities		Hotel ⁽²⁾									
			5- star		4 - star		3-star		2-star		1- star	
	Room	Bed	Room	Bed	Room	Bed	Room	Bed	Room	Bed	Room	Bed
1380	27889	57661	2243	4489	3794	7589	5936	11872	8418	17037	5028	10456
1385	29141	60279	2670	7059	4673	9597	7262	15506	8457	17543	5060	10524
1390	81999	221410	000	9451	000	17515	000	56783	000	53409	000	72456
1391	82077	215379	000	10206	000	16614	000	60367	000	53267	000	70943
1392	82507	216396	000	10775	000	19844	000	64062	000	51727	000	59694
1393	84499	231647	5736	12511	7758	17810	12310	32087	10062	24232	7957	19361
1394	89602	239522	6486	13630	8445	18333	12808	32548	10099	23370	9405	24181
1395	93110	248392	7517	15536	9132	20610	14260	36999	10652	25662	8555	23023

Year	Other							
	Inn		Apartment hotel		Accommodating complex		Lodging house	
	Room	Bed	Room	Bed	Room	Bed	Room	Bed
1380	⁽³⁾ 33433	⁽³⁾ 100069	344	5603	000	000	000	000
1385	27882	75158	6637	14906	000	000	000	000
1390	27810	76927	9731	23581	000	000	000	000
1391	28011	79400	10225	29025	000	000	1501	7847
1392	25674	72555	11129	30222	000	000	1317	6929
1393	23191	73259	12256	33063	2140	5913	3089	13411
1394	23118	65019	13753	42647	2378	6373	3110	13418
1395	23285	62495	14883	46021	2797	9238	2029	8808

1. Before the year 1393, the total accommodations included hotels, apartment hotels, lodging houses, inns, complexes, camps, waterside cottages, and motels.

2. Statistics related to tourism complexes and motels are included in the "Hotels" column.

3. Including the number of rooms and beds in the pilgrim houses.

Source: Cultural Heritage, Handicrafts and Tourism Organization.

11.20. NUMBER OF THE NATION'S ACCOMMODATIONS⁽¹⁾ BY CLASS

Year and Ostan	Total	Hotel					Other			
		5-Star	4-Star	3-Star	2-Star	1-Star	Inn	Apartment hotel	Accommodation complex	Lodging house ⁽²⁾
1380	2523	11	38	80	228	219	1782	95	70	000
1385.....	1808	000	000	000	000	000	1492	316	000	000
1390.....	3034	21	78	708	867	1360	000	000	000	000
1391.....	5251	23	77	735	868	1293	1508	525	000	222
1392.....	5173	23	87	825	852	1162	1437	543	000	244
1393.....	3343	28	85	244	318	357	1436	557	93	255
1394.....	3346	31	84	242	309	411	1334	620	93	222
1395.....	3408	36	105	294	348	370	1345	662	101	147
East Azarbayejan.....	144	2	1	3	8	21	94	15	0	0
West Azarbayejan	93	1	3	6	13	13	51	3	3	0
Ardebil.....	212	0	3	9	12	9	95	84	0	0
Esfahan.....	162	1	4	21	20	39	63	14	0	0
Alborz	27	0	0	3	4	3	6	5	3	3
Ilam	16	0	0	1	7	3	5	0	0	0
Bushehr	31	0	0	1	3	4	13	9	1	0
Tehran	350	7	12	29	32	27	103	24	0	116
Chaharmahal & Bakhtiyari.....	27	0	2	1	1	9	7	4	3	0
South Khorasan.....	24	0	0	5	1	3	14	0	1	0
Khorasan-e-Razavi...	912	10	20	58	54	60	394	315	1	0
North Khorasan.....	19	0	0	3	2	1	11	1	0	1
Khuzestan.....	64	1	3	11	10	12	23	3	1	0
Zanjan.....	27	0	1	2	4	2	13	4	1	0
Semnan.....	16	0	0	4	2	4	5	1	0	0
Sistan & Baluchestan	34	0	3	1	6	3	19	2	0	0
Fars.....	207	4	9	16	19	7	133	17	1	1
Qazvi	28	0	0	3	6	3	16	0	0	0
Qom.....	113	0	6	4	9	12	55	27	0	0
Kordestan	53	0	2	6	9	10	25	0	1	0
Kerman.....	66	1	4	5	16	1	30	3	1	5
Kermanshah.....	46	1	2	8	11	3	18	2	0	1
Kohgiluyeh & Boyerahmad	15	0	2	0	2	0	6	2	0	3
Golestan	45	1	2	6	8	4	12	4	1	7
Gilan.....	245	2	8	31	25	24	48	29	78	0
Lorestan.....	36	0	2	7	7	5	12	1	2	0
Mazandaran.....	225	1	7	27	28	56	19	82	1	4
Markazi	18	1	1	6	4	1	4	0	1	0
Hormozgan	49	3	1	6	8	5	17	8	1	0
Hamedan	30	0	2	2	4	2	18	2	0	0
Yazd	73	0	5	9	12	24	16	1	0	6

1. Before the year 1393, including hotels, apartment hotels, lodging houses, inns, complexes, camps, waterside cottages, and motels.

2. Reduction in the number of lodging houses is due to ceding them for university dormitories in some Ostans.

Source: Cultural Heritage, Handicrafts and Tourism Organization.