

**T**he aim of the compilation of national accounts is to calculate the major variables of economic flows like production, consumption, capital formation, imports, exports and income, for a certain period as well as to measure the most important economic variables of the resources stock such as wealth, asset and liability at a point in time through which the economic situation of the country can be depicted at that period or time. To compile national accounts statistics, almost all countries across the world draw on the United Nations System of National Accounts.

### *Introduction*

That system was first developed in 1953 as an organized collection named SNA<sup>(1)</sup>. The last revision of the system was released as the 2008 SNA, which is approved by five main international bodies, namely UN, IMF, WB, OECD, and CEC. The first Iranian experience of compiling national accounts dates back to the early years after the WWII. At the beginning, however, the practice was ad hoc and restricted to certain areas of national accounts; for example, in the years 1337, 1338 the "GDP of Iran for the years 1334 and, the "Domestic Product of Iran for the year 1336" were estimated with assistance of foreign experts. As a follow-up, then the Plan and Budget Organization estimated the national income for different economic sectors for the period of 1337-1340 in detail and published the results. The National Bank also launched a preliminary estimate of national GDP for the year 1338.

In the year 1339, just when it was established, the Central Bank of Iran was entrusted with the compilation of national accounts due to the lack of an official statistical organization. In the year 1353, however, the task was officially shifted to the SCI.

To provide a profile of the SCI's activities in the area of national accounts, we may refer to:

calculation of value added of economic sectors in the years before the Islamic Revolution, calculation of GDP by the expenditure approach from the year 1361 on, and producing input-output tables of national economy for the years 1352, 1365, 1370, 1380 and 1390 are among the most significant activities of the Statistical Centre of Iran in compiling national accounts. Regular and continuous compilation of national accounts according to the latest revision of SNA has been put in the SCI working plan since the year 1373.

Accordingly the SCI would compile national accounts till the year 1390 according to the definitions, concepts, classifications, and methodology recommended by the 1993 SNA and since the year 1390, it has compiled and released them based on the 2008 SNA at current and constant prices.

The national accounts statistics released by the SCI until the year 1390 took in elaborated information on the value added of 72 economic activities, and since the year 1390, they have included elaborated information on the value added of 84 economic activities covering, household and government final and actual final consumption expenditures, gross fixed capital formation, imports, exports, changes in stocks, individual and collective consumptions, production account, generation of income account, goods and services account, and total supply and demand. Also the SCI started compilation of regional accounts in the year 1376 and compiled and released GDPs of Ostans and detailed information on the value added of 72 economic activities till the year 1390 and since the year 1390, it has compiled and released GDPs of Ostans and detailed information on the value added of 84 economic activities.

In addition to a selection of data from the above areas, this chapter presents the balance of payments table provided by the Central Bank of the I.R. of Iran.

### *Definitions and concepts*

**Economic production** is an activity carried out under the control and responsibility of an institutional unit that uses inputs of labor,

capital, and goods and services to produce outputs of goods or services.

***The production boundary in the SNA***

The production boundary in the national accountssystem is more restricted than the general production boundary. For reasons, it excludes all production of services for own final consumption within households.

***Institutional units***

An economic entity that is capable, in its own right, of owning assets, incurring liabilities and engaging in economic activities and in transactions with other entities, and is capable of compiling a complete set of accounts, including a balance sheet of assets and liabilities of its own.

Institutional units are classified in five groups:

1. Financial corporations
2. Non-financial corporations
3. Government
4. Non-profit institutions serving households (NPISHs)
5. Households

***Goods***

Goods are physical objects for which a demand exists, over which ownership rights can be established and whose ownership can be transferred from one institutional unit to another by engaging in transactions on markets.

***Services***

Services are heterogeneous outputs produced to order. They are not separate entities over which ownership rights can be established. They cannot be traded separately from their production and by the time their production is completed, they must have been provided to the consumers.

***Gross Domestic Product (GDP)***

GDP is the final output of economic activities of all resident producing units in a country during a certain period of time. There are three ways for computing GDP; the output approach, the income approach, and the expenditure approach.

***Current price:***

If the components of the national accounts are expressed at price of current reported period, the national accounts are shown at current price.

***Constant price:***

If the components of the national accounts are expressed at prices of reference or basis period, they are shown at constant price.

***National income***

National income is the sum of incomes allocated to institutional sectors.

***Value added***

Value added is the additional value created by a process of production. Gross value added is defined as the value of output less the value of intermediate consumption. Net value added is defined as the value of output less the values of both intermediate consumption and consumption of fixed capital.

***Output***

Output consists of those goods or services that are produced within an establishment that become available for use outside the establishment. The part of work-in-progress goods and services completed at the end of an accounting period is calculated in the output of the establishment. Goods and services produced in a certain accounting period and consumed in other production processes of the establishment within the same period are not accounted for as part of the establishment's output. There are three types of output: market output, output produced for own final use and own-account capital formation and other non-market outputs.

***Intermediate consumption***

Intermediate consumption consists of the value of the goods and services consumed as inputs by a process of production, excluding fixed assets.

***Consumption of fixed capital***

It may be defined as the decline, during the accounting period, in the current value of the stock of fixed assets owned and used by a producer as a result of physical deterioration, normal obsolescence, or normal accidental damage. Consumption of fixed capital is a cost of production and is not an intermediate consumption. It excludes the value of fixed assets destroyed by acts of war or exceptional events such as major natural disasters which occur very infrequently.

***Resident institutional unit***

An institutional unit is resident in a country

when it has a centre of economic interest in the economic territory of that country.

#### ***Economic territory of a country***

The economic territory of a country consists of the geographic territory administered by a government within which persons, goods, and capital circulate freely; it includes:

- (a) the airspace, territorial waters, and continental shelf lying in international waters over which the country enjoys exclusive rights or over which it has, or claims to have, jurisdiction in respect of the right to fish or to exploit fuels or minerals below the sea bed;
- (b) territorial enclaves in the rest of the world used by the government which owns or rents them for diplomatic, military, scientific or other purposes-embassies, consulates, military bases, scientific stations, information or immigration offices, aid agencies, etc.,- with the formal political agreement of the government of the country in which they are physically located;
- (c) any free zones, or bonded warehouses or factories operated by offshore enterprises under customs control.

#### ***Centre of economic interest***

An institutional unit is said to have a centre of economic interest within a country when there exists some location- dwelling, place of production, or other premises- within the economic territory of the country on, or from, which it engages, and intends to continue to engage in economic activities and transactions on a significant scale, either indefinitely or over a finite but long period of time.

#### ***Net income from abroad***

Net income from abroad is the difference between incomes receivable from non-resident labor and capitals and incomes payable to non-resident labor and capitals.

#### ***Total supply***

Total supply is the aggregate of total output, import of goods and services, and net taxes on imports.

#### ***Taxes***

Taxes are compulsory and unrequited payment, in cash or in kind, made by institutional units to

government units. They are described as unrequited because the government provides nothing in return to the individual unit making the payment, although governments may use the funds raised in taxes to provide goods or services to other units, either individually or collectively, or to the community as a whole. There are two kinds of taxes:

- Taxes on production and imports
- Taxes on income, wealth, etc.

#### ***Taxes on production and imports***

They consist of taxes payable on goods and services when they are produced, delivered, sold, transferred or otherwise disposed of by their producers. They correspond to "indirect taxes" as traditionally understood. Tax on production and imports is divided into subgroups:

- a) taxes on products
- b) other taxes on production.

#### ***Taxes on products***

A tax on a product is a tax that is payable per unit of some goods or service. The tax may be a specific amount of money per unit of quantity of a goods or service or it may be calculated ad valorem as a specified percentage of the price per unit or value of the goods or services transacted. There are three kinds of tax on product:

- *Value added type taxes (VAT)*

A value added type tax (VAT) is a tax on goods and services collected in stages by enterprises but which is ultimately charged in full to the final purchasers.

- *Taxes and duties on imports*

Taxes on imports consist of taxes on goods and services that become payable at the moment when those goods cross the national or customs frontiers of the economic territory or when those services are delivered by non-resident producers to resident institutional units.

- *Export taxes*

Export taxes consist of taxes on goods or services that become payable when the goods leave the economic territory or when the services are delivered to non-residents.

Taxes on products further includes taxes on services provided to non-resident units. Generally, taxes on products, import and export taxes, consist of taxes on goods and services that

become payable as a result of the production, sale, transfer, leasing or delivery of those goods or services.

***Other taxes on production***

These consist of all taxes, except taxes on products' that enterprises incur as a result of engaging in production. Such taxes do not include any taxes on the profits or other income received by the enterprise and are payable irrespective of the profitability of the production.

They may be payable on the land, fixed assets or labor employed in the production process or on certain activities or transactions.

***Taxes on income, wealth, etc.***

Taxes on income, wealth, etc. correspond to "direct taxes" as traditionally understood and used in the former SNA. They consist of taxes on income of individuals, taxes on incomes of corporations, taxes on wealth, etc.

***Subsidies***

Subsidies are current unrequited payments that government units, including non-resident government units, make to enterprises on the levels of their production activities or the quantities or values of the goods or services which they produce, sell or import. They are receivable by resident producers or importers.

Similar to taxes, there are two kinds of subsidies;

- subsidies on products, and
- other subsidies on production

***Subsidies on products***

A subsidy on a product is a subsidy payable per unit of a goods or service. The subsidy may be a specific amount of money per unit of quantity of a goods or service, or it may be calculated ad valorem as a specified percentage of the price per unit.

***Other subsidies on production***

These consist of subsidies, except subsidies on products, which resident enterprises may receive as a consequence of engaging in production.

***Total demand***

Total demand could be defined as the sum of final demand and intermediate demand.

***Final demand***

Final demand may be described as the aggregate of household final consumption expenditure, final consumption expenditure of non-profit

institutions serving households, general government final consumption, gross fixed capital formation, changes in inventories, and exports.

***Households final consumption expenditure***

Consists of expenditure incurred by resident households on consumption goods or services within or outside the economic territory.

***Non-profit institutions serving households (NPISHs)***

Entities which are principally engaged in the production of free or non-market goods and services for households.

***Final consumption expenditure of non-profit institutions serving households***

Similar to government final consumption expenditure, it relates to the value of their output less their receipts from the sale of goods and services. Output of the institutions, equaling the value of services rendered by them, is the sum of items constituting their production expenditure.

***Government units***

According to the SNA the government units may be described as unique kinds of legal entities established by political processes which have legislative, judicial or executive authority over other institutional units within a given area. Viewed as institutional units, the principal functions of government are to assume responsibility for the provision of goods and services to the community or to individual households and to finance their provision out of taxation or other incomes; to redistribute income and wealth by means of transfers; and to engage in non-market production. In this case, the government is a producer that itself uses its majority of products. It should be noted that responsibility for the provision of goods and services to the community does not oblige the government affiliated units to produce such goods and services.

The extent to which government units decide to engage in production themselves rather than purchase the goods or services from market producers is largely a matter of political choice.

***Final consumption of government***

Final consumption of government, which involves a wide range of goods and services, may be divided into two groups:

- (a) Production expenditure of non-market output: It is production expenditure of goods and services produced by government and supplied to households free, or at prices that are not economically significant.
- (b) Production expenditure of goods and services produced by market producers: The government may purchase goods or services to supply them to households free. In this concern, the government involvement is restricted to pay for goods and services and distribute them between households as non-cash transfers. So, the government units do not engage in any further processing of such goods and services and their expenditure is treated as final consumption.

#### ***Actual individual consumption***

Actual individual consumption is the sum of final individual consumption and government expenditure on individual consumption.

#### ***Actual collective consumption***

Actual collective consumption is government final consumption less government expenditure on individual consumption.

#### ***Individual goods and services***

Individual goods and services have the following characteristics:

- (a) It must be possible to observe and record the acquisition of goods or service by an individual household or member thereof and also the time at which it took place;
- (b) The household must have agreed to the provision of the goods or service and take whatever action is necessary to make it possible- for example, by attending a school or clinic;
- (c) The goods or service must be such that its acquisition by one household or person, or possibly by a small, restricted group of persons, precludes its acquisition by other households or persons.

#### ***Collective services***

Most goods can be privately owned and are individual in the sense used here. On the other hand, certain kinds of services can be provided collectively to the community as a whole. The characteristics of these collective services may be summarized as follows:

- (a) Collective services can be delivered simultaneously to every member of the community or of a particular section of the community, such as those in a particular region;
- (b) The use of such services is usually passive and does not require the explicit agreement or active participation of all the individuals concerned;
- (c) The provision of a collective service to one household does not reduce the amount available to others in the same community. There is no rivalry in acquisition.

The collective services provided by government consist mostly of the provision of security and defence, the maintenance of law and order, legislation and regulation, the maintenance of public health, the protection of the environment, research and development, etc.

#### ***Functional classifications***

In the System, it is recommended that detailed tables of household and government final consumption expenditures be presented in "functional" classifications in addition to ISIC classification. Functional classifications are proposed in the System for classifying certain transactions of producers and of three institutional sectors - namely households, general government and non-profit institutions serving households. They are described as "functional" classifications because they identify the "functions"- in the sense of "purposes" or "objectives"- for which these groups of transactors engage in certain transactions. In this chapter of the Yearbook the following two classifications have been used:

- Classification of individual consumption by purpose (COICOP), for classification of household final consumption expenditures and household actual final consumption expenditures.
- Classification of the functions of government (COFOG), for classification of government final consumption expenditures and government actual final consumption expenditures.

**Gross fixed capital formation**

Gross fixed capital formation is measured by the total value of a producer's acquisitions, less disposals, of fixed assets during the accounting period plus certain additions to the value of non-produced assets realized by the productive activity of institutional units. Fixed assets are tangible or intangible assets produced as outputs from processes of production that are themselves used repeatedly or continuously in other processes of production for more than one year.

**Inventories**

Inventories consist of stocks of output that are still held by the units that produced them prior to their being further processed, sold, delivered to other units or used in other ways; and stocks of products acquired from other units that are intended to be used for intermediate consumption or for resale without further processing. The value of changes in inventories recorded in the capital account is equal to the value of the inventories acquired by an enterprise less the value of the inventories disposed of during the accounting period.

**Imports and exports**

Export of goods and services consist of sales, barter, or gifts or grants of goods and services from resident to non-residents, and imports of goods and services consist of sales, barter, or gifts or grants of goods and services to resident from non-residents.

**Net export of goods and services**

Net export of goods and services is the difference between total export and total import.

**Goods and services account**

Goods and services account is a major transactions account provided in the central framework of the System. This account shows the total resources (output and imports) and uses of goods and services (intermediate consumption, final consumption, changes in inventories, gross fixed capital formation, and exports). The part of taxes on products (less subsidies), that is not included in the value of output is recorded in the total economy account resources, but is not included in any specific sector or industry account. An important feature of the goods and services account is that it is balanced globally - that is, there is a balance

between all uses and all resources- but not for each kind of transaction.

**Production account**

The production account is designed to emphasize value added as one of main balancing items in the System. Consequently, it does not cover all transactions linked with the production process, but only the result of production (output) and the using up of goods and services when producing this output (intermediate consumption). Intermediate consumption does not cover the progressive wear and tear of fixed capital.

Thus the production account shows only output as resources and intermediate consumption as uses; the balancing item is value added, which is measured both gross and net. And the net is measured by deducing the fixed capital consumption from the resource. At the level of the total economy, this quantity refers to GDP and NDP, which equals the value added of industries and basic prices in addition to net taxes on product (taxes less subsidies on imports) or the value added of industries at producer's price plus net taxes on imports.

**Generation of income account**

The generation of income account records, from the point of view of producers, distributive transactions which are directly linked to the process of production. The resources at the total economy level consist of GDP/NDP; its uses include compensation of employees, and taxes on production and imports less subsidies, as far as they are included in the valuation of output. The balancing item is operating surplus/mixed income.

**Regional accounts**

A collection of statistical data which comprehensively and purposefully make possible quantitative and structured study of a certain region's economic activities during a certain span of time-usually 1 year. Regional accounts play the same role for a given region as national accounts play for the total country.

Theoretically, regional accounts, just like national accounts, follows the latest revision of the system of national accounts SNA 2008. However, the change of geographical level from national to regional poses some special differences.

**Regional realm**

In regional accounts, the country's total economic realm is divided into a number of regions and a supra-region.

**Region**

Regionalization of national economy is not possible without the provision of a specific definition for a region. The definition should be such a way that firstly, the national economy can be generated by merging all regions and secondly every region should have such a specific boundary that ultimately each section of a region should be included only once in a region.

**Supra-region**

Includes those parts of a country's economic realm which are attributable to none of the regions. It takes in:

- a) Continental shelf waters and the part of international waters on which the country has exclusive rights and which are used by resident units.
- b) The country's political realm in other parts of the world rented or owned for political, military, scientific or other purposes under political agreements. Embassies, consulates and military bases are some examples.

**Balance of payments**

Balance of payment is the aggregate of current account balance, capital account, and statistical discrepancies.

**Balance of current account**

Balance of current account is the aggregate of the balance of trade, balance of services, and transfers.

**Balance of trade**

Balance of trade is the difference between the value of exports and the value of imports.

**Balance of services**

Balance of services is the difference between receipts from services supplied and payments for services received.

**Selected information**

In the year 1394, gross domestic product of the country at market prices (at constant 1390 prices) was about 6435 thousand billion rials showing an increase of 0.53% compared with the the previous year.

During the year 1394, the highest share of value added in GDP ( at constant 1390 prices) was for "mining and quaring sector" with 20 percent, "manufacturing" with 13 percent, "real estate and properties" with 13 percent, "wholesale and retail trade and repair of motor vehicles and goods" with 12 percent, "agriculture, hunting and forestry" with 7 percent, respectively.

During the year 1394, private final consumption expenditure (including household final consumption expenditure and final expenditure of non-profit institutions serving households) was estimated about 6430 thousand billion rials, government final consumption expenditure, about 1878 thousand billion rials, gross fixed capital formation about 2245 thousand billion rials and net exports of goods and services about 441 thousand billion rials at current prices.

Regarding regional accounts in the year 1394, Ostans of Tehran and Khuzestan with 23.7% and 14.3% had the highest contribution and Ostans of South Khorasan and North Khorasan with 0.55% and 0.57% had the lowest percentages of share of GDP in the country at current prices , respectively.

**23.1. VALUE ADDED OF ECONOMIC ACTIVITIES BY MAJOR ECONOMIC SECTORS****(bln rials)**

| Description   | The year<br>1390 | The year<br>1391 | The year<br>1392 | The year<br>1393 | The year<br>1394* |
|---|------------------|------------------|------------------|------------------|-------------------|
| <i>(At current prices )</i>   |                  |                  |                  |                  |                   |
| Agriculture, hunting, forestry and fishing.....                             | 381983           | 579594           | 908078           | 1086946          | 1178640           |
| Mining and quarrying.....   | 1750492          | 1949926          | 2732113          | 2282982          | 1420956           |
| Manufacturing.....  | 818869           | 1943111          | 2440626          | 2429703          | 2200807           |
| Electricity, gas, steam and air conditioning<br>supply.....                 | 315024           | 406164           | 634681           | 683841           | 523751            |
| Water supply, sewerage, waste management<br>and remediation activities..... | 19788            | 24636            | 26739            | 33198            | 41294             |
| Construction.....   | 331727           | 368157           | 435475           | 541463           | 559942            |
| Wholesale & retail trade; repair of motor<br>vehicles and goods.....        | 781286           | 983867           | 1429610          | 1533489          | 1400589           |
| Transport, storage and post.....  | 358544           | 489410           | 654901           | 839505           | 932005            |
| Accommodation and food service activities....                               | 64015            | 89431            | 128350           | 154085           | 179511            |
| Information and communication.....  | 109867           | 130799           | 166291           | 217545           | 257831            |
| Financial and insurance services.....                                       | 176427           | 208108           | 215894           | 247825           | 285354            |
| Real estate activities.....   | 708911           | 928117           | 1238294          | 1359067          | 1554838           |
| Professional, scientific and technical service<br>activities.....           | 42730            | 48654            | 67351            | 81541            | 101867            |
| Administration and support service activities..                             | 16053            | 21193            | 29229            | 38803            | 50546             |
| Public administration and urban services.....                               | 303843           | 345510           | 435736           | 529196           | 606689            |
| Education.....  | 220707           | 251570           | 281541           | 358873           | 429136            |
| Human health and social work activities.....                                | 204608           | 230453           | 286314           | 349011           | 414121            |
| Other community, social, personal and<br>household service activities.....  | 56185            | 73902            | 95653            | 114870           | 128143            |
| <b>Total.....</b>   | <b>6661058</b>   | <b>9072602</b>   | <b>12206878</b>  | <b>12881940</b>  | <b>12266021</b>   |
| Net taxes on imports.....   | 28675            | 42340            | 12859            | -9023            | 48200             |
| Taxes on imports.....   | 75778            | 79723            | 81230            | 90734            | 113323            |
| Subsidies on imports.....   | -47103           | -37383           | -68371           | -99757           | -65124            |
| <b>Gross domestic product (at market prices).....</b>                       | <b>6689734</b>   | <b>9114942</b>   | <b>12219737</b>  | <b>12872917</b>  | <b>12314220</b>   |
| Net income from abroad.....   | 490              | 51602            | 67833            | 34365            | 28863             |
| <b>Gross national product = Gross national<br/>income.....</b>              | <b>6690224</b>   | <b>9166543</b>   | <b>12287570</b>  | <b>12907282</b>  | <b>12343083</b>   |
| Less: consumption of fixed capital.....                                     | 775080           | 1105324          | 1547329          | 1834564          | 1894423           |
| <b>National income.....</b>   | <b>5915144</b>   | <b>8061220</b>   | <b>10740241</b>  | <b>11072717</b>  | <b>10448660</b>   |



**23.1. VALUE ADDED OF ECONOMIC ACTIVITIES BY MAJOR ECONOMIC SECTORS****(continued)****(bln rials)**

| Description  | The year<br>1390 | The year<br>1391 | The year<br>1392 | The year<br>1393 | The year<br>1394* |
|--|------------------|------------------|------------------|------------------|-------------------|
| <i>(At constant 1390 prices)</i>   |                  |                  |                  |                  |                   |
| Agriculture, hunting, forestry and fishing .....                             | 381983           | 379477           | 391900           | 414833           | 428002            |
| Mining and quarrying .....   | 1750492          | 1293474          | 1257033          | 1261770          | 1278745           |
| Manufacturing .....  | 818869           | 881518           | 813270           | 918720           | 836573            |
| Electricity, gas, steam and air conditioning<br>supply .....                 | 315024           | 285361           | 311535           | 355094           | 370252            |
| Water supply, sewerage, waste management<br>and remediation activities ..... | 19788            | 21213            | 18141            | 18833            | 19496             |
| Construction .....   | 331727           | 291120           | 269009           | 243326           | 233244            |
| Wholesale & retail trade; repair of motor<br>vehicles and goods .....        | 781286           | 760972           | 735229           | 767878           | 789468            |
| Transport, storage and post .....  | 358544           | 345881           | 338107           | 353280           | 354965            |
| Accommodation and food service activities...                                 | 64015            | 65697            | 64945            | 62071            | 59560             |
| Information and communication .....  | 109867           | 114859           | 139114           | 159544           | 165920            |
| Financial and insurance services .....                                       | 176427           | 164150           | 162128           | 157039           | 166039            |
| Real estate activities .....   | 708911           | 793164           | 874555           | 821551           | 843008            |
| Professional, scientific and technical service<br>activities .....           | 42730            | 41970            | 44471            | 44662            | 46608             |
| Administration and support service activities                                | 16053            | 15404            | 16280            | 16466            | 16826             |
| Public administration and urban services .....                               | 303843           | 303713           | 318750           | 326136           | 326691            |
| Education .....  | 220707           | 227391           | 221901           | 233077           | 237202            |
| Human health and social work activities .....                                | 204608           | 201435           | 198374           | 192209           | 180103            |
| Other community, social, personal and<br>household service activities .....  | 56185            | 57513            | 58165            | 59049            | 57604             |
| <b>Total .....</b>   | <b>6661058</b>   | <b>6244312</b>   | <b>6232908</b>   | <b>6405540</b>   | <b>6410304</b>    |
| Net taxes on imports .....   | 28675            | 32898            | 7798             | -4744            | 24392             |
| Taxes on imports .....   | 75778            | 61945            | 49260            | 47705            | 57350             |
| Subsidies on imports .....   | -47103           | -29047           | -41462           | -52449           | -32957            |
| <b>Gross domestic product (at market prices) ...</b>                         | <b>6689734</b>   | <b>6277210</b>   | <b>6256769</b>   | <b>6400796</b>   | <b>6436461</b>    |
| From changes in the terms of trade .....                                     | 0                | -1708            | -1363            | -2963            | -3527             |
| Net income from abroad .....   | 490              | 16072            | 17426            | 7161             | 5292              |
| <b>Gross national product = Gross national<br/>income .....</b>              | <b>6690224</b>   | <b>6291575</b>   | <b>6256769</b>   | <b>6404995</b>   | <b>6436461</b>    |
| Less: consumption of fixed capital .....                                     | 775080           | 830094           | 839683           | 850486           | 858207            |
| <b>National income. ....</b>   | <b>5915144</b>   | <b>5461481</b>   | <b>5417085</b>   | <b>5554509</b>   | <b>5578250</b>    |

Source: Statistical Center of Iran.

**23.2. CONTRIBUTION OF VALUE ADDED OF ECONOMIC ACTIVITIES TO GROSS DOMESTIC PRODUCT BY MAJOR ECONOMIC SECTORS** (percent)

| Description   | The year<br>1390 | The year<br>1391 | The year<br>1392 | The year<br>1393 | The year<br>1394* |
|---|------------------|------------------|------------------|------------------|-------------------|
| <i>(At current prices )</i>   |                  |                  |                  |                  |                   |
| Agriculture, hunting, forestry and fishing.....                           | 5.71             | 6.36             | 7.43             | 8.44             | 9.57              |
| Mining and quarrying.....   | 26.17            | 21.39            | 22.36            | 17.73            | 11.54             |
| Manufacturing.....  | 12.24            | 21.32            | 19.97            | 18.87            | 17.87             |
| Electricity, gas, steam and air conditioning supply .....                 | 4.71             | 4.46             | 5.19             | 5.31             | 4.25              |
| Water supply, sewerage, waste management and remediation activities ..... | 0.30             | 0.27             | 0.22             | 0.26             | 0.34              |
| Construction.....   | 4.96             | 4.04             | 3.56             | 4.21             | 4.55              |
| Wholesale & retail trade; repair of motor vehicles and goods.....         | 11.68            | 10.79            | 11.70            | 11.91            | 11.37             |
| Transport, storage and post .....   | 5.36             | 5.37             | 5.36             | 6.52             | 7.57              |
| Accommodation and food service activities ....                            | 0.96             | 0.98             | 1.05             | 1.20             | 1.46              |
| Information and communication .....                                       | 1.64             | 1.43             | 1.36             | 1.69             | 2.09              |
| Financial and insurance services.....                                     | 2.64             | 2.28             | 1.77             | 1.93             | 2.32              |
| Real estate activities.....   | 10.60            | 10.18            | 10.13            | 10.56            | 12.63             |
| Professional, scientific and technical service activities .....           | 0.64             | 0.53             | 0.55             | 0.63             | 0.83              |
| Administration and support service activities ..                          | 0.24             | 0.23             | 0.24             | 0.30             | 0.41              |
| Public administration and urban services.....                             | 4.54             | 3.79             | 3.57             | 4.11             | 4.93              |
| Education .....   | 3.30             | 2.76             | 2.30             | 2.79             | 3.48              |
| Human health and social work activities .....                             | 3.06             | 2.53             | 2.34             | 2.71             | 3.36              |
| Other community, social, personal and household service activities.....   | 0.84             | 0.81             | 0.78             | 0.89             | 1.04              |
| <b>Total.....</b>   | <b>99.57</b>     | <b>99.54</b>     | <b>99.89</b>     | <b>100.07</b>    | <b>99.61</b>      |
| Net taxes on imports .....  | 0.43             | 0.46             | 0.11             | -0.07            | 0.39              |
| Taxes on imports.....   | 1.13             | 0.87             | 0.66             | 0.70             | 0.92              |
| Subsidies on imports .....  | -0.70            | -0.41            | -0.56            | -0.77            | -0.53             |
| Gross domestic product (at market prices).....                            | 100.0            | 100.0            | 100.0            | 100.0            | 100.0             |

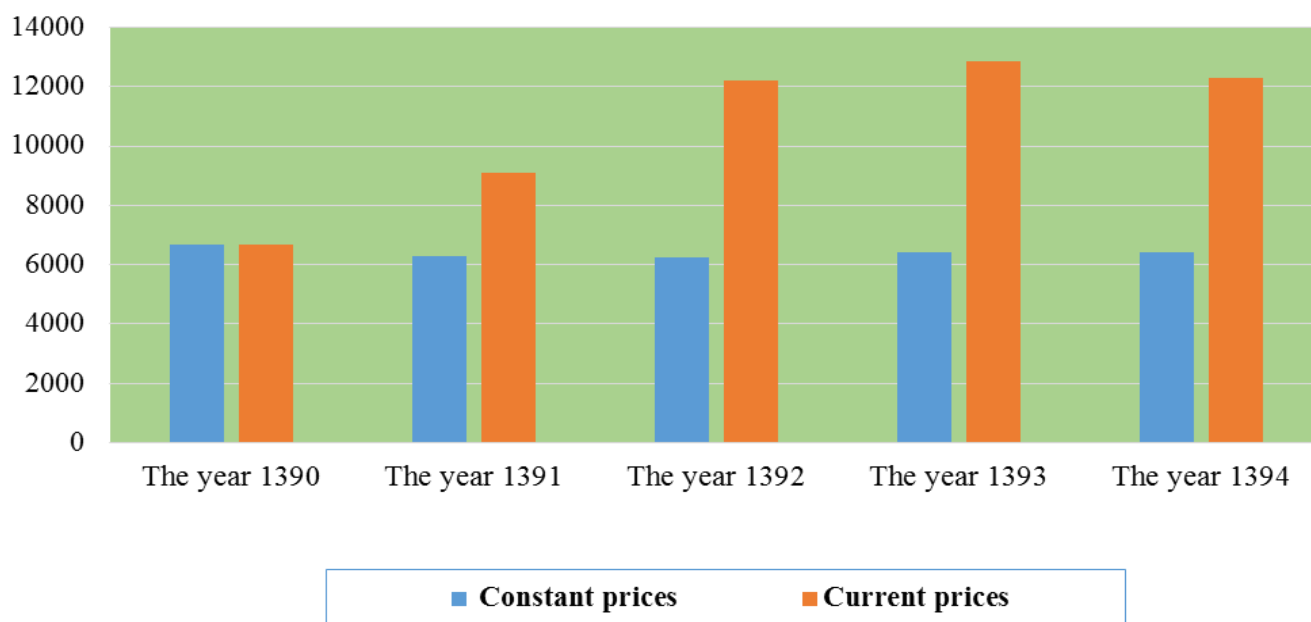
**23.2. CONTRIBUTION OF VALUE ADDED OF ECONOMIC ACTIVITIES TO GROSS DOMESTIC PRODUCT BY MAJOR ECONOMIC SECTORS (continued) (percent)**

| Description   | The year<br>1390 | The year<br>1391 | The year<br>1392 | The year<br>1393 | The year<br>1394* |
|---|------------------|------------------|------------------|------------------|-------------------|
| <i>(At constant 1390 prices)</i>  |                  |                  |                  |                  |                   |
| Agriculture, hunting, forestry and fishing.....                           | 5.71             | 6.05             | 6.28             | 6.48             | 6.65              |
| Mining and quarrying.....   | 26.17            | 20.61            | 20.14            | 19.71            | 19.87             |
| Manufacturing.....  | 12.24            | 14.04            | 13.03            | 14.35            | 13.00             |
| Electricity, gas, steam and air conditioning supply .....                 | 4.71             | 4.55             | 4.99             | 5.55             | 5.75              |
| Water supply, sewerage, waste management and remediation activities ..... | 0.30             | 0.34             | 0.29             | 0.29             | 0.30              |
| Construction.....   | 4.96             | 4.64             | 4.31             | 3.8.0            | 3.62              |
| Wholesale & retail trade; repair of motor vehicles and goods .....        | 11.68            | 12.12            | 11.78            | 12.00            | 12.27             |
| Transport, storage and post .....   | 5.36             | 5.51             | 5.42             | 5.52             | 5.52              |
| Accommodation and food service activities ...                             | 0.96             | 1.05             | 1.04             | 0.97             | 0.93              |
| Information and communication .....                                       | 1.64             | 1.83             | 2.23             | 2.49             | 2.58              |
| Financial and insurance services.....                                     | 2.64             | 2.62             | 2.60             | 2.45             | 2.58              |
| Real estate activities.....   | 10.60            | 12.64            | 14.01            | 12.84            | 13.10             |
| Professional, scientific and technical service activities .....           | 0.64             | 0.67             | 0.71             | 0.70             | 0.72              |
| Administration and support service activities .                           | 0.24             | 0.25             | 0.26             | 0.26             | 0.26              |
| Public administration and urban services.....                             | 4.54             | 4.84             | 5.11             | 5.10             | 5.08              |
| Education .....   | 3.30             | 3.62             | 3.56             | 3.64             | 3.69              |
| Human health and social work activities .....                             | 3.06             | 3.21             | 3.18             | 3.00             | 2.80              |
| Other community, social, personal and household service activities.....   | 0.84             | 0.92             | 0.93             | 0.92             | 0.90              |
| <b>Total.....</b>   | <b>99.57</b>     | <b>99.48</b>     | <b>99.88</b>     | <b>100.07</b>    | <b>99.62</b>      |
| Net taxes on imports .....  | 0.43             | 0.52             | 0.12             | -0.07            | 0.38              |
| Taxes on imports.....   | 1.13             | 0.99             | 0.79             | 0.75             | 0.89              |
| Subsidies on imports .....  | -0.7             | -0.46            | -0.66            | -0.82            | -0.51             |
| Gross domestic product (at market prices).....                            | 100.0            | 100.0            | 100.0            | 100.0            | 100.0             |

Source: Statistical Centre of Iran.

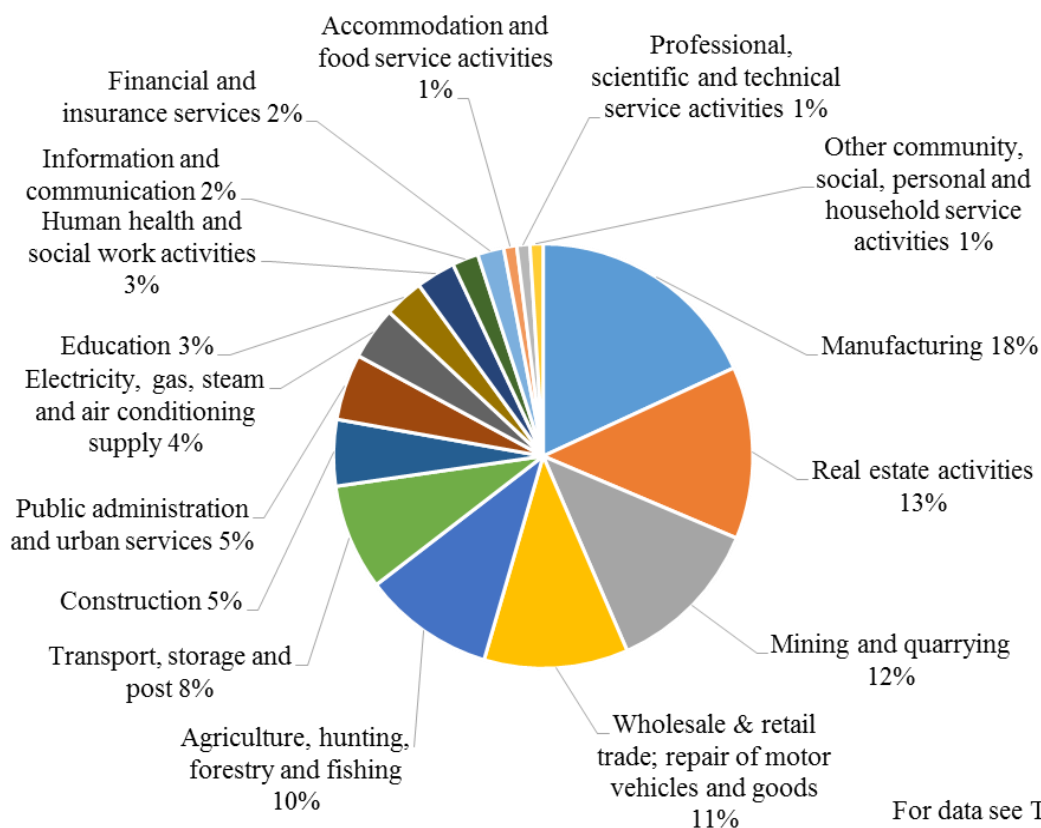
**23.1. GROSS DOMESTIC PRODUCT AT MARKET PRICES**

Thousand billion rials



For data see Table 23.1.

**23.2. SHARE OF VALUE ADDED OF ECONOMIC ACTIVITIES IN GROSS DOMESTIC PRODUCTS BY CURRENT PRICES, THE YEAR 1394**



For data see Table 23.2.

**23.3. VALUE-ADDED GROWTH<sup>(1)</sup> OF ECONOMIC SECTORS AT CONSTANT PRICES OF THE YEAR 1390**

| Description  | (percent)     |               |               |                |
|--|---------------|---------------|---------------|----------------|
|  | The year 1391 | The year 1392 | The year 1393 | The year 1394* |
| Agriculture, hunting, forestry and fishing .....                         | -0.66         | 3.27          | 5.85          | 3.17           |
| Mining and quarrying .....   | -26.11        | -2.82         | 0.38          | 1.35           |
| Manufacturing.....   | 7.65          | -7.74         | 12.97         | -8.94          |
| Electricity, gas, steam and air conditioning supply.....                 | -9.42         | 9.17          | 13.98         | 4.27           |
| Water supply, sewerage, waste management and remediation activities..... | 7.20          | -14.48        | 3.82          | 3.52           |
| Construction.....  | -12.24        | -7.60         | -9.55         | -4.14          |
| Wholesale & retail trade; repair of motor vehicles and goods.....        | -2.60         | -3.38         | 4.44          | 2.81           |
| Transport, storage and post.....   | -3.53         | -2.25         | 4.49          | 0.48           |
| Accommodation and food service activities .....                          | 2.63          | -1.14         | -4.42         | -4.05          |
| Information and communication.....                                       | 4.54          | 21.12         | 14.69         | 4.00           |
| Financial and insurance services.....                                    | -6.96         | -1.23         | -3.14         | 5.73           |
| Real estate activities .....   | 11.88         | 10.26         | -6.06         | 2.61           |
| Professional, scientific and technical service activities.....           | -1.78         | 5.96          | 0.43          | 4.36           |
| Administration and support service activities.....                       | -4.04         | 5.69          | 1.14          | 2.19           |
| Public administration and urban services .....                           | -0.04         | 4.95          | 2.32          | 0.17           |
| Education .....  | 3.03          | -2.41         | 5.04          | 1.77           |
| Human health and social work activities .....                            | -1.55         | -1.52         | -3.11         | -6.30          |
| Other community, social, personal and household service activities ..... | 2.36          | 1.13          | 1.52          | -2.45          |
| <b>Total.....</b>  | <b>-6.26</b>  | <b>-0.18</b>  | <b>2.77</b>   | <b>0.07</b>    |
| Gross domestic product (at market prices) ....                           | -6.17         | -0.58         | 2.57          | 0.53           |
| Gross national product (Gross national income) ..                        | -5.96         | -0.56         | 2.37          | 0.49           |
| National income.....   | -7.67         | -0.82         | 2.54          | 0.43           |

1. The growth rate is for the previous year.

Source: Statistical Center of Iran.

**23.4. VALUE ADDED OF ECONOMIC SECTORS BY OSTAN, THE YEAR 1394 (bln rials)**

| Description  | Total country   | East Azarbayejan | West Azarbayejan | Ardebil       | Esfahan       | Alborz        | Ilam         | Bushehr       | Tehran         |
|--|-----------------|------------------|------------------|---------------|---------------|---------------|--------------|---------------|----------------|
| Agriculture, hunting, forestry and fishing.....                          | 1178640         | 46142            | 48231            | 30888         | 50523         | 25484         | 11385        | 17999         | 51073          |
| Mining and quarrying.....  | 1420956         | 4568             | 1396             | 107           | 2500          | 197           | 22606        | 32014         | 11344          |
| Manufacturing.....   | 2200807         | 115612           | 21826            | 16225         | 160555        | 120127        | 3082         | 172907        | 406824         |
| Electricity, gas, steam and air conditioning supply.....                 | 523751          | 9170             | 5214             | 2147          | 19704         | 3614          | 10670        | 204892        | 53184          |
| Water supply, sewerage, waste management and remediation activities..... | 41294           | 805              | 1212             | 529           | 3336          | 910           | 299          | 1052          | 8218           |
| Construction.....  | 559942          | 19892            | 19552            | 6068          | 35002         | 35453         | 3250         | 9351          | 179143         |
| Wholesale & retail trade; repair of motor vehicles and goods.....        | 1400589         | 52603            | 33512            | 24795         | 113199        | 77559         | 6232         | 12764         | 387307         |
| Transport, storage and post.....   | 932005          | 29455            | 25788            | 7874          | 69482         | 14679         | 4148         | 18816         | 276241         |
| Accommodation and food service activities.....                           | 179511          | 3946             | 3779             | 3148          | 10719         | 8430          | 341          | 1445          | 70850          |
| Information and communication.....                                       | 257831          | 3021             | 2406             | 1010          | 3837          | 543           | 584          | 7746          | 206148         |
| Financial and insurance services.....                                    | 285354          | 4992             | 3015             | 1253          | 9416          | 3299          | 702          | 1483          | 205375         |
| Real estate activities.....  | 1554838         | 41458            | 29499            | 10752         | 113945        | 72148         | 4512         | 18269         | 597895         |
| Professional, scientific and technical service activities.....           | 101867          | 3503             | 2014             | 1090          | 5579          | 2345          | 380          | 945           | 52191          |
| Administration and support service activities.....                       | 50546           | 1819             | 1392             | 645           | 3806          | 1378          | 318          | 547           | 16509          |
| Public administration and urban services.....                            | 606689          | 22632            | 23511            | 6417          | 35316         | 21800         | 4962         | 10965         | 179919         |
| Education.....   | 429136          | 19280            | 14073            | 7403          | 25734         | 8469          | 4458         | 6401          | 80420          |
| Human health and social work activities.....                             | 414121          | 18680            | 13286            | 5629          | 28072         | 8894          | 4145         | 5933          | 85716          |
| Other community, social, personal and household service activities.....  | 128143          | 3897             | 4262             | 1507          | 7715          | 5296          | 810          | 1140          | 41749          |
| <b>Total.....</b>  | <b>12266021</b> | <b>401475</b>    | <b>253968</b>    | <b>127490</b> | <b>698438</b> | <b>410623</b> | <b>82883</b> | <b>524668</b> | <b>2910106</b> |
| Net taxes on imports.....  | 48200           | 2358             | 997              | 428           | 4376          | 1509          | 214          | 1739          | 10913          |
| Gross domestic product (at market prices).....                           | 12314220        | 403833           | 254966           | 127917        | 702814        | 412131        | 83098        | 526407        | 2921019        |
| Gross domestic product, excluding oil (at market prices).....            | 10685061        | 398586           | 254900           | 127861        | 672409        | 411683        | 60702        | 494419        | 2880746        |

**23.4. VALUE ADDED OF ECONOMIC SECTORS BY OSTAN, THE YEAR 1394 (continued)**  
(bln rials)

| Description   | Chaharmahal<br>&Bakhtiyari | South<br>Khorasan | Khorasan-<br>e - Razavi | North<br>Khorasan | Khuzestan      | Zanjan        | Semnan        | Sistan&<br>Baluchestan |
|---|----------------------------|-------------------|-------------------------|-------------------|----------------|---------------|---------------|------------------------|
| Agriculture, hunting,<br>forestry and fishing.....                              | 19749                      | 17093             | 88412                   | 17063             | 72329          | 25451         | 17034         | 36474                  |
| Mining and quarrying.....   | 202                        | 4296              | 3573                    | 692               | 999869         | 1168          | 769           | 484                    |
| Manufacturing .....   | 13343                      | 5911              | 78665                   | 9439              | 336439         | 41885         | 26007         | 16344                  |
| Electricity, gas, steam and<br>air conditioning supply .....                    | 1156                       | 1102              | 25205                   | 2779              | 26244          | 4142          | 2065          | 2197                   |
| Water supply, sewerage,<br>waste management and<br>remediation activities ..... | 336                        | 397               | 3508                    | 228               | 3845           | 665           | 380           | 528                    |
| Construction .....  | 6709                       | 3175              | 31562                   | 4163              | 22965          | 6513          | 5644          | 5889                   |
| Wholesale & retail trade;<br>repair of motor vehicles and<br>goods .....        | 11627                      | 5472              | 104083                  | 5702              | 52508          | 11520         | 15401         | 30357                  |
| Transport, storage and post   | 5816                       | 4670              | 60319                   | 5832              | 65648          | 9866          | 9867          | 11132                  |
| Accommodation and food<br>service activities .....                              | 323                        | 277               | 21702                   | 347               | 5190           | 2650          | 681           | 1027                   |
| Information and<br>communication .....  | 650                        | 1281              | 2468                    | 503               | 2543           | 797           | 856           | 1606                   |
| Financial and insurance<br>services .....                                       | 990                        | 769               | 7700                    | 768               | 5203           | 1275          | 1086          | 1375                   |
| Real estate activities .....  | 7761                       | 5440              | 115426                  | 6887              | 67696          | 9667          | 8428          | 15524                  |
| Professional, scientific and<br>technical service activities....                | 1023                       | 885               | 4787                    | 608               | 3153           | 1161          | 518           | 684                    |
| Administration and support<br>service activities .....                          | 699                        | 358               | 3184                    | 272               | 2522           | 715           | 447           | 406                    |
| Public administration and<br>urban services .....                               | 3634                       | 5851              | 36738                   | 5342              | 38689          | 6397          | 6652          | 13233                  |
| Education.....  | 5233                       | 5487              | 31765                   | 4694              | 23525          | 6400          | 5634          | 14213                  |
| Human health and social<br>work activities .....                                | 6462                       | 4189              | 24303                   | 3386              | 23130          | 6154          | 4541          | 9910                   |
| Other community, social,<br>personal and household<br>service activities .....  | 851                        | 638               | 13901                   | 941               | 4921           | 1200          | 1048          | 1077                   |
| <b>Total .....</b>  | <b>86564</b>               | <b>67290</b>      | <b>657301</b>           | <b>69648</b>      | <b>1756418</b> | <b>137627</b> | <b>107058</b> | <b>162459</b>          |
| Net taxes on imports .....  | 425                        | 255               | 2400                    | 289               | 4286           | 571           | 475           | 517                    |
| Gross domestic product (at<br>market prices).....                               | 86989                      | 67546             | 659701                  | 69936             | 1760704        | 138198        | 107532        | 162976                 |
| Gross domestic product,<br>excluding oil (at market<br>prices) .....            | 86892                      | 67535             | 658092                  | 69936             | 592279         | 137784        | 106889        | 162976                 |



**23.4. VALUE ADDED OF ECONOMIC SECTORS BY OSTAN, THE YEAR 1394 (continued)****(bln rials)**

| Description  | Fars          | Qazvin        | Qom           | Kordestan     | Kerman        | Kermanshah    | Kohgiluyeh<br>and<br>Boyerahmad | Golestan      |
|--|---------------|---------------|---------------|---------------|---------------|---------------|---------------------------------|---------------|
| Agriculture, hunting, forestry and fishing.....                          | 102046        | 31002         | 9342          | 22836         | 81555         | 34990         | 11079                           | 31653         |
| Mining and quarrying.....  | 7596          | 169           | 251           | 1121          | 29468         | 5825          | 85756                           | 790           |
| Manufacturing.....   | 69874         | 82346         | 37057         | 5120          | 77840         | 22756         | 8729                            | 16261         |
| Electricity, gas, steam and air conditioning supply.....                 | 70769         | 4167          | 3096          | 2447          | 6475          | 4498          | 737                             | 4304          |
| Water supply, sewerage, waste management and remediation activities..... | 2900          | 581           | 591           | 611           | 1600          | 690           | 500                             | 1006          |
| Construction.....  | 31641         | 8763          | 9136          | 6302          | 11848         | 6771          | 2474                            | 6975          |
| Wholesale & retail trade; repair of motor vehicles and goods.....        | 60931         | 16635         | 15614         | 22159         | 29688         | 28733         | 8650                            | 19300         |
| Transport, storage and post.....   | 48349         | 11907         | 8546          | 7444          | 21875         | 13884         | 2808                            | 12092         |
| Accommodation and food service activities.....                           | 3440          | 1860          | 904           | 1234          | 6090          | 1241          | 669                             | 1874          |
| Information and communication.....                                       | 2515          | 3075          | 1053          | 1109          | 1559          | 1208          | 636                             | 1301          |
| Financial and insurance services.....                                    | 6696          | 1677          | 1725          | 1127          | 3773          | 1948          | 654                             | 1788          |
| Real estate activities.....  | 91452         | 20242         | 27983         | 15079         | 28075         | 29316         | 7389                            | 18120         |
| Professional, scientific and technical service activities.....           | 3159          | 1673          | 1566          | 1034          | 1790          | 777           | 847                             | 893           |
| Administration and support service activities.....                       | 3084          | 891           | 1069          | 513           | 865           | 1034          | 403                             | 697           |
| Public administration and urban services.....                            | 25968         | 6818          | 6342          | 9808          | 16729         | 22666         | 4397                            | 10374         |
| Education.....   | 25143         | 6864          | 5879          | 9071          | 19725         | 10738         | 5590                            | 8559          |
| Human health and social work activities.....                             | 26810         | 8412          | 4335          | 7193          | 15284         | 10362         | 4603                            | 9231          |
| Other community, social, personal and household service activities.....  | 4514          | 1319          | 3291          | 1793          | 2664          | 2138          | 1019                            | 1687          |
| <b>Total.....</b>  | <b>586886</b> | <b>208402</b> | <b>137780</b> | <b>116001</b> | <b>356904</b> | <b>199574</b> | <b>146940</b>                   | <b>146906</b> |
| Net taxes on imports.....  | 2173          | 1169          | 567           | 359           | 1735          | 776           | 203                             | 655           |
| Gross domestic product (at market prices).....                           | 589059        | 209570        | 138347        | 116360        | 358640        | 200351        | 147142                          | 147560        |
| Gross domestic product, excluding oil (at market prices)...              | 577551        | 209083        | 135740        | 116355        | 358151        | 194694        | 61941                           | 147393        |

**23.4. VALUE ADDED OF ECONOMIC SECTORS BY OSTAN, THE YEAR 1394 (continued)****(bln rials)**

| Description  | Gilan         | Lorestan      | Mazandaran    | Markazi       | Hormozgan     | Hamedan       | Yazd          | Supra-region  |
|--|---------------|---------------|---------------|---------------|---------------|---------------|---------------|---------------|
| Agriculture, hunting, forestry and fishing.....                          | 37371         | 29693         | 83928         | 27472         | 33739         | 40243         | 26362         | 0             |
| Mining and quarrying.....  | 425           | 5397          | 928           | 2406          | 2701          | 1020          | 14953         | 176364        |
| Manufacturing.....   | 46624         | 10253         | 62442         | 109670        | 37864         | 16306         | 52472         | 0             |
| Electricity, gas, steam and air conditioning supply.....                 | 6807          | 1634          | 7868          | 6714          | 22063         | 2797          | 5888          | 0             |
| Water supply, sewerage, waste management and remediation activities..... | 1070          | 661           | 1218          | 730           | 1197          | 780           | 911           | 0             |
| Construction.....  | 11719         | 5745          | 19536         | 10791         | 17653         | 6360          | 9898          | 0             |
| Wholesale & retail trade; repair of motor vehicles and goods.....        | 40480         | 22930         | 63447         | 43267         | 20553         | 24965         | 38596         | 0             |
| Transport, storage and post.....   | 24404         | 12859         | 42230         | 16782         | 54981         | 14978         | 19234         | 0             |
| Accommodation and food service activities.....                           | 5876          | 993           | 9040          | 2242          | 5292          | 1994          | 1907          | 0             |
| Information and communication.....                                       | 1554          | 1327          | 1739          | 996           | 1325          | 1261          | 1173          | 0             |
| Financial and insurance services.....                                    | 3113          | 1372          | 4676          | 1865          | 2181          | 1670          | 2386          | 0             |
| Real estate activities.....  | 40701         | 16302         | 52209         | 19861         | 21968         | 20768         | 20066         | 0             |
| Professional, scientific and technical service activities.....           | 1835          | 542           | 3455          | 1118          | 664           | 479           | 1168          | 0             |
| Administration and support service activities.....                       | 963           | 483           | 2065          | 530           | 969           | 691           | 1272          | 0             |
| Public administration and urban services.....                            | 14510         | 11452         | 17221         | 8443          | 10541         | 10600         | 6296          | 2467          |
| Education.....   | 12549         | 10542         | 18029         | 7101          | 9322          | 9097          | 7740          | 0             |
| Human health and social work activities.....                             | 13711         | 9552          | 18811         | 7279          | 7828          | 9620          | 8661          | 0             |
| Other community, social, personal and household service activities.....  | 3891          | 2581          | 6140          | 1809          | 1890          | 1462          | 992           | 0             |
| <b>Total.....</b>  | <b>267603</b> | <b>144318</b> | <b>414982</b> | <b>269078</b> | <b>252732</b> | <b>165091</b> | <b>219976</b> | <b>178831</b> |
| Net taxes on imports.....  | 979           | 461           | 1695          | 2128          | 2028          | 521           | 923           | 78            |
| Gross domestic product (at market prices).....                           | 268581        | 144778        | 416677        | 271206        | 254760        | 165611        | 220899        | 178909        |
| Gross domestic product, excluding oil (at market prices)                 | 268456        | 138868        | 415770        | 249411        | 239350        | 165235        | 220828        | 2546          |

Source: Statistical Centre of Iran.

**23.5. OSTANS' CONTRIBUTION TO GROSS DOMESTIC PRODUCT (bln rials - percent)**

| Description                | The year 1390  |                      |                             |  | The year 1391  |                      |                             |   |
|----------------------------|----------------|----------------------|-----------------------------|--|----------------|----------------------|-----------------------------|---|
|                            | Value added    | GDP at market prices | Ostan's contribution to GDP | Ostan's share in nation's total population | Value added    | GDP at market prices | Ostan's contribution to GDP | Ostan's share in nation's total population <sup>(1)</sup> |
| <b>Total country .....</b> | <b>6661058</b> | <b>6689734</b>       | <b>100.00</b>               | <b>100.00</b>                              | <b>9072602</b> | <b>9114942</b>       | <b>100.00</b>               | <b>100.00</b>   |
| East Azarbayejan.....      | 186638         | 188109               | 2.80                        | 4.96                                       | 268497         | 270706               | 2.97                        | 4.93  |
| West Azarbayejan .....     | 121216         | 121757               | 1.82                        | 4.10                                       | 149300         | 150118               | 1.65                        | 4.10  |
| Ardebil .....              | 58519          | 58741                | 0.88                        | 1.66                                       | 76199          | 76585                | 0.84                        | 1.65  |
| Esfahan .....              | 341346         | 344329               | 5.12                        | 6.49                                       | 509155         | 513688               | 5.64                        | 6.47  |
| Alborz .....               | 159132         | 159858               | 2.39                        | 3.21                                       | 245719         | 246729               | 2.71                        | 3.23  |
| Ilam .....                 | 74090          | 74229                | 1.11                        | 0.74                                       | 73349          | 73514                | 0.81                        | 0.74  |
| Bushehr .....              | 259171         | 260226               | 3.89                        | 1.37                                       | 470770         | 472394               | 5.18                        | 1.39  |
| Tehran .....               | 1364739        | 1371185              | 20.49                       | 16.21                                      | 1906326        | 1915663              | 21.02                       | 16.19   |
| Chaharmahal&Bakhtiari      | 43442          | 43645                | 0.65                        | 1.19                                       | 55951          | 56280                | 0.62                        | 1.19  |
| South Khorasan .....       | 28935          | 29077                | 0.43                        | 0.88                                       | 35927          | 36135                | 0.40                        | 0.97  |
| Khorasan - e – Razavi..... | 313513         | 314868               | 4.71                        | 7.98                                       | 396679         | 398440               | 4.37                        | 8.00  |
| North Khorasan .....       | 31422          | 31585                | 0.47                        | 1.15                                       | 45256          | 45494                | 0.50                        | 1.15  |
| Khuzestan .....            | 1420862        | 1423821              | 21.33                       | 6.03                                       | 2000102        | 2004345              | 21.99                       | 6.04  |
| Zanjan .....               | 51540          | 51828                | 0.77                        | 1.35                                       | 75776          | 76209                | 0.84                        | 1.35  |
| Semnan.....                | 56759          | 57084                | 0.85                        | 0.84                                       | 70071          | 70497                | 0.77                        | 0.84  |
| Sistan&Baluchestan .....   | 75528          | 75825                | 1.13                        | 3.37                                       | 95223          | 95644                | 1.05                        | 3.41  |
| Fars .....                 | 309503         | 310623               | 4.65                        | 6.12                                       | 406578         | 408325               | 4.48                        | 6.10  |
| Qazvin .....               | 84430          | 85103                | 1.27                        | 1.60                                       | 137493         | 138482               | 1.52                        | 1.60  |
| Qom .....                  | 57738          | 58074                | 0.87                        | 1.53                                       | 79825          | 80334                | 0.88                        | 1.54  |
| Kordestan .....            | 57727          | 57947                | 0.87                        | 1.99                                       | 67438          | 67752                | 0.74                        | 1.98  |
| Kerman .....               | 147760         | 148493               | 2.22                        | 3.91                                       | 222128         | 223350               | 2.45                        | 3.92  |
| Kermanshah .....           | 98717          | 99161                | 1.48                        | 2.59                                       | 124267         | 124804               | 1.37                        | 2.57  |
| Kohgiluyeh&Boyerahmad      | 166299         | 166424               | 2.50                        | 0.88                                       | 141371         | 141529               | 1.55                        | 0.88  |
| Golestan .....             | 68642          | 69001                | 1.03                        | 2.39                                       | 84787          | 85332                | 0.94                        | 2.38  |
| Gilan.....                 | 120349         | 120986               | 1.81                        | 3.30                                       | 163912         | 164749               | 1.81                        | 3.28  |
| Lorestan.....              | 71502          | 71771                | 1.07                        | 2.33                                       | 91946          | 92330                | 1.01                        | 2.33  |
| Mazandaran.....            | 188033         | 188908               | 2.82                        | 4.09                                       | 244600         | 246020               | 2.70                        | 4.08  |
| Markazi .....              | 107465         | 108790               | 1.61                        | 1.88                                       | 182687         | 184635               | 2.03                        | 1.88  |
| Hormozgan.....             | 118906         | 120355               | 1.79                        | 2.10                                       | 166906         | 169184               | 1.86                        | 2.12  |
| Hamedan .....              | 80600          | 80907                | 1.21                        | 2.34                                       | 101843         | 102317               | 1.12                        | 2.33  |
| Yazd .....                 | 102504         | 102940               | 1.54                        | 1.43                                       | 167521         | 168301               | 1.85                        | 1.35  |
| Supra-region.....          | 294030         | 294084               | 4.41                        | 0.00                                       | 215001         | 215059               | 2.36                        | 0.00  |

**23.5. OSTANS' CONTRIBUTION TO GROSS DOMESTIC PRODUCT (continued)****(bln rials– percent)**

| Description                | The year 1392   |                      |                             |   | The year 1393   |                      |                             |   |
|----------------------------|-----------------|----------------------|-----------------------------|---|-----------------|----------------------|-----------------------------|---|
|                            | Value added     | GDP at market prices | Ostan's contribution to GDP | Ostan's share in nation's total population <sup>(1)</sup> | Value added     | GDP at market prices | Ostan's contribution to GDP | Ostan's share in nation's total population <sup>(1)</sup> |
| <b>Total country .....</b> | <b>12206878</b> | <b>12219737</b>      | <b>100.00</b>               | <b>100.00</b>   | <b>12881940</b> | <b>12872917</b>      | <b>100.00</b>               | <b>100</b>  |
| East Azarbayejan.....      | 377694          | 378398               | 3.10                        | 4.91  | 408045          | 407572               | 3.17                        | 4.89  |
| West Azarbayejan .....     | 206795          | 207040               | 1.69                        | 4.11  | 240323          | 240151               | 1.87                        | 4.11  |
| Ardebil .....              | 107585          | 107697               | 0.88                        | 1.65  | 126525          | 126450               | 0.98                        | 1.64  |
| Esfahan .....              | 720364          | 721800               | 5.91                        | 6.45  | 734094          | 733165               | 5.70                        | 6.43  |
| Alborz .....               | 317729          | 318035               | 2.60                        | 3.25  | 369264          | 369032               | 2.87                        | 3.27  |
| Ilam .....                 | 102513          | 102558               | 0.84                        | 0.74  | 103104          | 103066               | 0.80                        | 0.74  |
| Bushehr .....              | 712314          | 712765               | 5.83                        | 1.40  | 682489          | 682150               | 5.30                        | 1.41  |
| Tehran .....               | 2373010         | 2375557              | 19.44                       | 16.16   | 2760634         | 2758700              | 21.43                       | 16.13   |
| Chaharmahal&Bakhtiari      | 67444           | 67536                | 0.55                        | 1.19  | 75120           | 75049                | 0.58                        | 1.19  |
| South Khorasan.....        | 47070           | 47129                | 0.39                        | 0.97  | 58365           | 58320                | 0.45                        | 0.98  |
| Khorasan - e – Razavi..... | 546461          | 546985               | 4.48                        | 8.02  | 626425          | 626047               | 4.86                        | 8.04  |
| North Khorasan.....        | 56163           | 56237                | 0.46                        | 1.15  | 65287           | 65235                | 0.51                        | 1.15  |
| Khuzestan .....            | 2565264         | 2566624              | 21.00                       | 6.06  | 2326057         | 2325144              | 18.06                       | 6.07  |
| Zanjan .....               | 101143          | 101278               | 0.83                        | 1.35  | 122672          | 122575               | 0.95                        | 1.34  |
| Semnan.....                | 98997           | 99112                | 0.81                        | 0.85  | 100977          | 100898               | 0.78                        | 0.85  |
| Sistan&Baluchestan .....   | 126824          | 126937               | 1.04                        | 3.46  | 152652          | 152563               | 1.19                        | 3.50  |
| Fars .....                 | 532709          | 533245               | 4.36                        | 6.09  | 594794          | 594411               | 4.62                        | 6.08  |
| Qazvin .....               | 169325          | 169610               | 1.39                        | 1.59  | 211373          | 211153               | 1.64                        | 1.59  |
| Qom .....                  | 108338          | 108489               | 0.89                        | 1.55  | 123364          | 123263               | 0.96                        | 1.56  |
| Kordestan .....            | 95359           | 95457                | 0.78                        | 1.97  | 109168          | 109104               | 0.85                        | 1.96  |
| Kerman .....               | 326516          | 326900               | 2.68                        | 3.93  | 371469          | 371175               | 2.88                        | 3.94  |
| Kermanshah .....           | 169948          | 170111               | 1.39                        | 2.55  | 203624          | 203504               | 1.58                        | 2.53  |
| Kohgiluyeh&Boyerahmad      | 207702          | 207748               | 1.70                        | 0.89  | 192006          | 191971               | 1.49                        | 0.89  |
| Golestan .....             | 116038          | 116192               | 0.95                        | 2.39  | 138364          | 138250               | 1.07                        | 2.40  |
| Gilan.....                 | 223702          | 223948               | 1.83                        | 3.26  | 253844          | 253663               | 1.97                        | 3.25  |
| Lorestan.....              | 130472          | 130587               | 1.07                        | 2.32  | 140489          | 140408               | 1.09                        | 2.31  |
| Mazandaran.....            | 341268          | 341672               | 2.80                        | 4.06  | 383627          | 383345               | 2.98                        | 4.05  |
| Markazi .....              | 246745          | 247403               | 2.02                        | 1.87  | 275873          | 275418               | 2.14                        | 1.87  |
| Hormozgan.....             | 351337          | 352266               | 2.88                        | 2.13  | 265191          | 264691               | 2.06                        | 2.15  |
| Hamedan .....              | 137962          | 138093               | 1.13                        | 2.31  | 162604          | 162505               | 1.26                        | 2.29  |
| Yazd .....                 | 193684          | 193910               | 1.59                        | 1.36  | 223143          | 222975               | 1.73                        | 1.37  |
| Supra-region.....          | 328402          | 328419               | 2.69                        | 0.00  | 280975          | 280963               | 2.18                        | 0.00  |

**23.5. OSTANS' CONTRIBUTION TO GROSS DOMESTIC PRODUCT (continued)**  
(bln rials - percent)

| Description                  | The year 1394*  |                      |                             |   |
|------------------------------|-----------------|----------------------|-----------------------------|---|
|                              | Value added     | GDP at market prices | Ostan's contribution to GDP | Ostan's share in nation's total population <sup>(1)</sup> |
| <b>Total country</b> .....   | <b>12266021</b> | <b>12314220</b>      | <b>100.00</b>               | <b>100.00</b>   |
| East Azarbayejan.....        | 401475          | 403833               | 3.28                        | 4.90  |
| West Azarbayejan .....       | 253968          | 254966               | 2.07                        | 4.09  |
| Ardebil .....                | 127490          | 127917               | 1.04                        | 1.60  |
| Esfahan .....                | 698438          | 702814               | 5.71                        | 6.43  |
| Alborz .....                 | 410623          | 412131               | 3.35                        | 3.36  |
| Ilam .....                   | 82883           | 83098                | 0.67                        | 0.73  |
| Bushehr .....                | 524668          | 526407               | 4.27                        | 1.44  |
| Tehran .....                 | 2910106         | 2921019              | 23.72                       | 16.52   |
| Chaharmahal&Bakhtiyari ..... | 86564           | 86989                | 0.71                        | 1.19  |
| South Khorasan .....         | 67290           | 67546                | 0.55                        | 0.96  |
| Khorasan - e - Razavi.....   | 657301          | 659701               | 5.36                        | 8.04  |
| North Khorasan .....         | 69648           | 69936                | 0.57                        | 1.09  |
| Khuzestan .....              | 1756418         | 1760704              | 14.3                        | 5.92  |
| Zanjan .....                 | 137627          | 138198               | 1.12                        | 1.33  |
| Semnan.....                  | 107058          | 107532               | 0.87                        | 0.87  |
| Sistan&Baluchestan .....     | 162459          | 162976               | 1.32                        | 3.45  |
| Fars .....                   | 586886          | 589059               | 4.78                        | 6.08  |
| Qazvin .....                 | 208402          | 209570               | 1.70                        | 1.59  |
| Qom .....                    | 137780          | 138347               | 1.12                        | 1.60  |
| Kordestan .....              | 116001          | 116360               | 0.94                        | 2.00  |
| Kerman .....                 | 356904          | 358640               | 2.91                        | 3.95  |
| Kermanshah .....             | 199574          | 200351               | 1.63                        | 2.47  |
| Kohgiluyeh&Boyerahmad .....  | 146940          | 147142               | 1.19                        | 0.89  |
| Golestan .....               | 146906          | 147560               | 1.20                        | 2.34  |
| Gilan.....                   | 267603          | 268581               | 2.18                        | 3.19  |
| Lorestan.....                | 144318          | 144778               | 1.18                        | 2.23  |
| Mazandaran.....              | 414982          | 416677               | 3.38                        | 4.11  |
| Markazi .....                | 269078          | 271206               | 2.20                        | 1.81  |
| Hormozgan.....               | 252732          | 254760               | 2.07                        | 2.20  |
| Hamedan .....                | 165091          | 165611               | 1.34                        | 2.21  |
| Yazd .....                   | 219976          | 220899               | 1.79                        | 1.41  |
| Supra-region.....            | 178831          | 178909               | 1.45                        | 0.00  |

1. According to the population estimations made by the Statistical Centre of Iran for the years 1391, 1392, 1393 and 1394.

Source: Statistical Centre of Iran.

**23.6. GROSS DOMESTIC PRODUCT BY FINAL EXPENDITURE COMPONENTS (bln rials)**

| Description  | The year<br>1390 | The year<br>1391 | The year<br>1392 | The year<br>1393 | The year<br>1394* |
|--|------------------|------------------|------------------|------------------|-------------------|
| <i>(At current prices)</i>   |                  |                  |                  |                  |                   |
| Private final consumption expenditures .....   | 3089281          | 3996025          | 5234256          | 5991739          | 6429867           |
| Household final consumption expenditures .....   | 3083991          | 3990254          | 5227211          | 5983399          | 6420107           |
| Final consumption expenditures of non-profit institutions serving households (NPISHs)..... | 5290             | 5771             | 7045             | 8341             | 9759              |
| Government final consumption expenditure.....  | 1338710          | 1384769          | 2373471          | 2203957          | 1877676           |
| Gross fixed capital formation.....   | 1351392          | 1523955          | 2111517          | 2366895          | 2245429           |
| Machinery .....  | 431634           | 559073           | 852803           | 966826           | 857458            |
| Public sector .....  | 230413           | 287237           | 437855           | 497536           | 440702            |
| Private sector .....   | 201222           | 271836           | 414948           | 469290           | 416757            |
| Construction .....   | 842916           | 869135           | 1122333          | 1238515          | 1211432           |
| Public sector .....  | 614621           | 587593           | 768518           | 979387           | 1040496           |
| Private sector .....   | 228295           | 281543           | 353815           | 259128           | 170936            |
| Cultivated assets.....   | 20444            | 23552            | 36508            | 45850            | 48455             |
| Mineral exploration.....   | 193              | 715              | 1364             | 4338             | 13145             |
| Computer software packages .....   | 4005             | 5101             | 7321             | 8374             | 10314             |
| Literary and artistic originals .....  | 2                | 2369             | 2839             | 3481             | 4281              |
| Other .....  | 52197            | 64009            | 88349            | 99511            | 100343            |
| Net exports of goods and services...   | 794354           | 441412           | 850021           | 697082           | 440788            |
| Exports of goods and services.....   | 1705730          | 1613986          | 2664118          | 2730411          | 2189232           |
| Imports of goods and services.....   | 911376           | 1172574          | 1814096          | 2033329          | 1748444           |
| Change in stocks and statistical discrepancies .....                                       | 115998           | 1768781          | 1650471          | 1613243          | 1320460           |
| <b>Gross domestic product (at market prices) .....</b>                                     | <b>6689734</b>   | <b>9114942</b>   | <b>12219737</b>  | <b>12872917</b>  | <b>12314221</b>   |
| Net income from abroad .....   | 490              | 51602            | 67833            | 34365            | 28863             |
| Gross national product = Gross national income .....                                       | 6690224          | 9166543          | 12287570         | 12907282         | 12343083          |
| Less: consumption of fixed capital   | 775080           | 7009161          | 9176615          | 10437049         | 1894423           |
| <b>National income .....</b>   | <b>5915144</b>   | <b>8061220</b>   | <b>10740241</b>  | <b>11072717</b>  | <b>10448660</b>   |

**23.6. GROSS DOMESTIC PRODUCT BY FINAL EXPENDITURE COMPONENTS(continued)**  
**(bln rials)**

| Description   | The year<br>1390 | The year<br>1391 | The year<br>1392 | The year<br>1393 | The year<br>1394* |
|---|------------------|------------------|------------------|------------------|-------------------|
| <i>(At constant 1390 prices)</i>  |                  |                  |                  |                  |                   |
| Private final consumption expenditures .....  | 3089281          | 3130966          | 3058838          | 2978858          | 2909262           |
| Household final consumption expenditures .....  | 3083991          | 3126118          | 3054047          | 2974058          | 2903647           |
| Final consumption expenditures of non-profit institutions serving households (NPISHs) ..... | 5290             | 4848             | 4792             | 4800             | 5616              |
| Government final consumption expenditure .....  | 1338710          | 1058334          | 1456874          | 1138489          | 866916            |
| Gross fixed capital formation .....   | 1351392          | 1117371          | 1153283          | 1181785          | 1096021           |
| Machinery .....   | 431634           | 408726           | 428248           | 453169           | 388350            |
| Public sector .....   | 230413           | 209992           | 219876           | 233204           | 199597            |
| Private sector .....  | 201222           | 198733           | 208373           | 219965           | 188752            |
| Construction .....  | 842916           | 621017           | 625028           | 624097           | 598555            |
| Public sector .....   | 614621           | 423077           | 430395           | 492054           | 510555            |
| Private sector .....  | 228295           | 197940           | 194633           | 132043           | 88000             |
| Cultivated assets .....   | 20444            | 31462            | 40918            | 44796            | 44565             |
| Mineral exploration .....   | 193              | 474              | 625              | 2359             | 11277             |
| Computer software packages .....  | 4005             | 3942             | 4532             | 4353             | 4907              |
| Literary and artistic originals .....   | 2                | 1961             | 1899             | 1970             | 2119              |
| Other .....   | 52197            | 49790            | 52034            | 51041            | 46248             |
| Net exports of goods and services .....   | 794354           | 538383           | 548830           | 797465           | 1115691           |
| Exports of goods and services .....   | 1705730          | 1300262          | 1295994          | 1452070          | 1648479           |
| Imports of goods and services .....   | 911376           | 761879           | 747164           | 654605           | 532787            |
| Change in stocks and statistical discrepancies .....  | 115998           | 432156           | 22880            | 304199           | 446806            |
| <b>Gross domestic product (at market prices) .....</b>                                      | <b>6689734</b>   | <b>6277210</b>   | <b>6240706</b>   | <b>6400796</b>   | <b>6434696</b>    |
| From changes in the terms of trade .....  | 0                | -1708            | -1363            | -2961            | -3537             |
| Net income from abroad .....  | 490              | 16072            | 17426            | 7161             | 5292              |
| Gross national product = Gross national income .....  | 6690224          | 6291575          | 6256769          | 6404995          | 6436461           |
| Less: consumption of fixed capital .....  | 775080           | 830094           | 839683           | 850486           | 858207            |
| <b>National income .....</b>  | <b>5915144</b>   | <b>5461481</b>   | <b>5417085</b>   | <b>5554509</b>   | <b>5578250</b>    |

Source: Statistical Centre of Iran.

### 23.7. CONTRIBUTION OF FINAL EXPENDITURE COMPONENTS TO GROSS DOMESTIC PRODUCT (percent)

| Description  | The year<br>1390 | The year<br>1391 | The year<br>1392 | The year<br>1393 | The year<br>1394* |
|--|------------------|------------------|------------------|------------------|-------------------|
| <i>(At current prices)</i>   |                  |                  |                  |                  |                   |
| Private final consumption expenditures .....   | 46.18            | 43.84            | 42.28            | 45.82            | 51.38             |
| Household final consumption expenditures .....   | 46.1             | 43.78            | 42.22            | 45.75            | 51.3              |
| Final consumption expenditures of non-profit<br>institutions serving households (NPISHs) ..... | 0.08             | 0.06             | 0.06             | 0.06             | 0.08              |
| Government final consumption expenditure .....   | 20.01            | 15.19            | 19.17            | 16.85            | 15.01             |
| Gross fixed capital formation .....  | 20.2             | 16.72            | 17.05            | 18.1             | 17.94             |
| Machinery .....  | 6.45             | 6.13             | 6.89             | 7.39             | 6.85              |
| Public sector .....  | 3.44             | 3.15             | 3.54             | 3.80             | 3.52              |
| Private sector .....   | 3.01             | 2.98             | 3.35             | 3.59             | 3.33              |
| Construction .....   | 12.6             | 9.54             | 9.06             | 9.47             | 9.68              |
| Public sector .....  | 9.19             | 6.45             | 6.21             | 7.49             | 8.31              |
| Private sector .....   | 3.41             | 3.09             | 2.86             | 1.98             | 1.37              |
| Cultivated assets, .....   | 0.31             | 0.26             | 0.29             | 0.35             | 0.39              |
| Mineral exploration, .....   | 0.00             | 0.01             | 0.01             | 0.03             | 0.11              |
| Computer software packages .....   | 0.06             | 0.06             | 0.06             | 0.06             | 0.08              |
| Literary and artistic originals .....  | 0.00             | 0.03             | 0.02             | 0.03             | 0.03              |
| Other .....  | 0.78             | 0.70             | 0.71             | 0.76             | 0.80              |
| Net exports of goods and services .....  | 11.87            | 4.84             | 6.87             | 5.33             | 3.52              |
| Exports of goods and services .....  | 25.50            | 17.71            | 21.52            | 20.88            | 17.49             |
| Imports of goods and services .....  | 13.62            | 12.86            | 14.65            | 15.55            | 13.97             |
| Change in stocks and statistical discrepancies ..  | 1.73             | 19.41            | 14.63            | 13.9             | 12.15             |
| <b>Gross domestic product (at market prices) .....</b>   | <b>100.00</b>    | <b>100.00</b>    | <b>100.00</b>    | <b>100.00</b>    | <b>100.00</b>     |



**23.7. CONTRIBUTION OF FINAL EXPENDITURE COMPONENTS TO GROSS DOMESTIC PRODUCT (continued)**
**(percent)**

| Description  | The year<br>1390 | The year<br>1391 | The year<br>1392 | The year<br>1393 | The year<br>1394* |
|--|------------------|------------------|------------------|------------------|-------------------|
| <i>(At constant 1390 prices)</i>   |                  |                  |                  |                  |                   |
| Private final consumption expenditures .....   | 46.18            | 49.88            | 48.63            | 45.98            | 44.47             |
| Household final consumption expenditures .....   | 46.1             | 49.8             | 48.56            | 45.91            | 44.38             |
| Final consumption expenditures of non-profit<br>institutions serving households (NPISHs) ..... | 0.08             | 0.08             | 0.08             | 0.07             | 0.09              |
| Government final consumption expenditure .....   | 20.01            | 16.86            | 23.16            | 17.57            | 13.25             |
| Gross fixed capital formation .....  | 20.20            | 17.80            | 18.34            | 18.24            | 16.75             |
| Machinery .....  | 6.45             | 6.51             | 6.81             | 7.00             | 5.94              |
| Public sector .....  | 3.44             | 3.35             | 3.50             | 3.60             | 3.05              |
| Private sector .....   | 3.01             | 3.17             | 3.31             | 3.40             | 2.89              |
| Construction .....   | 12.6             | 9.89             | 9.94             | 9.63             | 9.15              |
| Public sector .....  | 9.19             | 6.74             | 6.84             | 7.60             | 7.80              |
| Private sector .....   | 3.41             | 3.15             | 3.09             | 2.04             | 1.35              |
| Cultivated assets, .....   | 0.31             | 0.50             | 0.65             | 0.69             | 0.68              |
| Cineral exploration, .....   | 0.00             | 0.01             | 0.01             | 0.04             | 0.17              |
| Computer software packages, .....  | 0.06             | 0.06             | 0.07             | 0.07             | 0.07              |
| Literary and artistic originals .....  | 0.00             | 0.03             | 0.03             | 0.03             | 0.03              |
| Other .....  | 0.78             | 0.79             | 0.83             | 0.79             | 0.71              |
| Net exports of goods and services .....  | 11.87            | 8.58             | 8.73             | 12.31            | 17.05             |
| Exports of goods and services .....  | 25.5             | 20.71            | 20.6             | 22.41            | 25.2              |
| Imports of goods and services .....  | 13.62            | 12.14            | 11.88            | 10.10            | 8.14              |
| Change in stocks and statistical discrepancies ..  | 1.73             | 6.88             | 1.14             | 5.89             | 8.48              |
| <b>Gross domestic product (at market prices) .....</b>   | <b>100.00</b>    | <b>100.00</b>    | <b>100.00</b>    | <b>100.00</b>    | <b>100.00</b>     |

Source: Statistical Centre of Iran.

**23.8. PRIVATE FINAL CONSUMPTION EXPENDITURES** (bln rials)

| Description   | The year<br>1390 | The year<br>1391 | The year<br>1392 | The year<br>1393 | The year<br>1394* |
|---|------------------|------------------|------------------|------------------|-------------------|
| <i>(At current prices)</i>  |                  |                  |                  |                  |                   |
| <b>Total</b> .....  | <b>3089281</b>   | <b>3996025</b>   | <b>5234256</b>   | <b>5991739</b>   | <b>6429867</b>    |
| Household final consumption expenditure.....  | 3083991          | 3990254          | 5227211          | 5983399          | 6420107           |
| Final consumption expenditures of non-profit<br>institutions serving households ..... | 5290             | 5771             | 7045             | 8341             | 9759              |
| <i>(At constant 1390 prices)</i>  |                  |                  |                  |                  |                   |
| <b>Total</b> .....  | <b>3089281</b>   | <b>3130966</b>   | <b>3058838</b>   | <b>2978858</b>   | <b>2909262</b>    |
| Household final consumption expenditure.....  | 3083991          | 3126118          | 3054047          | 2974058          | 2903647           |
| Final consumption expenditures of non-profit<br>institutions serving households ..... | 5290             | 4848             | 4792             | 4800             | 5616              |

Source: Statistical Centre of Iran.

**23.9. GOVERNMENT FINAL CONSUMPTION EXPENDITURES BY COFOG (bln rials)**

| Description                            | The year<br>1390 | The year<br>1391 | The year<br>1392 | The year<br>1393 | The year<br>1394* |
|--|------------------|------------------|------------------|------------------|-------------------|
| <i>(At current prices )</i>            |                  |                  |                  |                  |                   |
| <b>Total .....</b>                     | <b>1338710</b>   | <b>1384769</b>   | <b>2373471</b>   | <b>2203957</b>   | <b>1877676</b>    |
| General public services .....          | 267736           | 295162           | 687889           | 623230           | 337079            |
| Defence .....                          | 179858           | 109973           | 136212           | 165009           | 194325            |
| Public order and safety .....          | 51610            | 50929            | 67971            | 75466            | 102567            |
| Economic affairs .....                 | 221724           | 211301           | 665346           | 397043           | 239922            |
| Environmental protection .....         | 8234             | 9806             | 18134            | 17586            | 7639              |
| Housing and community amenities .      | 11012            | 14193            | 21397            | 20985            | 10152             |
| Health .....                           | 82175            | 91811            | 116255           | 148542           | 188208            |
| Recreation, culture and religion ..... | 118954           | 85152            | 121066           | 125736           | 98932             |
| Education .....                        | 188575           | 205956           | 209671           | 246889           | 343607            |
| Social protection .....                | 136103           | 210646           | 191027           | 210370           | 171438            |
| Municipalities .....                   | 72728            | 99841            | 138504           | 173101           | 183807            |
| <i>(At constant 1390 prices)</i>       |                  |                  |                  |                  |                   |
| <b>Total .....</b>                     | <b>1338710</b>   | <b>1058334</b>   | <b>1456874</b>   | <b>1138489</b>   | <b>866916</b>     |
| General public services .....          | 267736           | 232834           | 443352           | 338652           | 163514            |
| Defence .....                          | 179858           | 74523            | 62289            | 69205            | 77309             |
| Public order and safety .....          | 51610            | 34846            | 32132            | 32931            | 42303             |
| Economic affairs .....                 | 221724           | 166681           | 428823           | 215746           | 116384            |
| Environmental protection .....         | 8234             | 7735             | 11688            | 9556             | 3705              |
| Housing and community amenities .      | 11012            | 10421            | 11773            | 10155            | 4529              |
| Health .....                           | 82175            | 72151            | 68513            | 77062            | 89801             |
| Recreation, culture and religion ..... | 118954           | 63601            | 72788            | 64524            | 46050             |
| Education .....                        | 188575           | 162465           | 135136           | 134155           | 166681            |
| Social protection .....                | 136103           | 159770           | 114175           | 102734           | 74639             |
| Municipalities .....                   | 72728            | 73306            | 76207            | 83769            | 82000             |

Source: Statistical Centre of Iran.

**23.10. GROSS FIXED CAPITAL FORMATION IN MACHINERY AND EQUIPMENT BY PUBLIC AND PRIVATE SECTORS** (bln rials)

| Description                      | The year<br>1390 | The year<br>1391 | The year<br>1392 | The year<br>1393 | The year<br>1394* |
|----------------------------------|------------------|------------------|------------------|------------------|-------------------|
| <i>(At current prices)</i>       |                  |                  |                  |                  |                   |
| <b>Total</b> .....               | <b>431634</b>    | <b>559073</b>    | <b>852803</b>    | <b>966826</b>    | <b>857458</b>     |
| Public sector .....              | 230413           | 287237           | 437855           | 497536           | 440702            |
| Private sector .....             | 201222           | 271836           | 414948           | 469290           | 416757            |
| <i>(At constant 1390 prices)</i> |                  |                  |                  |                  |                   |
| <b>Total</b> .....               | <b>431634</b>    | <b>408726</b>    | <b>428248</b>    | <b>453169</b>    | <b>388350</b>     |
| Public sector .....              | 230413           | 209992           | 219876           | 233204           | 199597            |
| Private sector .....             | 201222           | 198733           | 208373           | 219965           | 188752            |

Source: Statistical Centre of Iran.

**23.11. GROSS FIXED CAPITAL FORMATION IN CONSTRUCTION BY PRIVATE AND PUBLIC SECTORS** (bln rials)

| Description                      | The year<br>1390 | The year<br>1391 | The year<br>1392 | The year<br>1393 | The year<br>1394* |
|----------------------------------|------------------|------------------|------------------|------------------|-------------------|
| <i>(At current prices)</i>       |                  |                  |                  |                  |                   |
| <b>Total</b> .....               | <b>842916</b>    | <b>869135</b>    | <b>1122333</b>   | <b>1238515</b>   | <b>1211432</b>    |
| Public sector .....              | 614621           | 587593           | 768518           | 979387           | 1040496           |
| Private sector .....             | 228295           | 281543           | 353815           | 259128           | 170936            |
| <i>(At constant 1390 prices)</i> |                  |                  |                  |                  |                   |
| <b>Total</b> .....               | <b>842916</b>    | <b>621017</b>    | <b>625028</b>    | <b>624097</b>    | <b>598555</b>     |
| Public sector .....              | 614621           | 423077           | 430395           | 492054           | 510555            |
| Private sector .....             | 228295           | 197940           | 194633           | 132043           | 88000             |

Source: Statistical Centre of Iran.

**23.12. EXPORTS AND IMPORTS OF GOODS AND SERVICES****(bln rials)**

| Description                      | The year<br>1390 | The year<br>1391 | The year<br>1392 | The year<br>1393 | The year<br>1394* |
|----------------------------------|------------------|------------------|------------------|------------------|-------------------|
| <i>(At current prices)</i>       |                  |                  |                  |                  |                   |
| Net exports .....                | 794354           | 441412           | 688694           | 491965           | 241338            |
| <b>Exports .....</b>             | <b>1705730</b>   | <b>1613986</b>   | <b>2502790</b>   | <b>2525294</b>   | <b>1989782</b>    |
| Goods .....                      | 1596526          | 1478195          | 2431132          | 2450015          | 1863239           |
| Oil and gas .....                | 1052740          | 676123           | 1068503          | 946566           | 586864            |
| Gas liquids.....                 | 187421           | 162456           | 325563           | 364977           | 277104            |
| Other .....                      | 356365           | 639616           | 1037066          | 1138472          | 999271            |
| Services .....                   | 109204           | 135791           | 232986           | 280396           | 325993            |
| Transportation charges ...       | 41438            | 54276            | 92387            | 122442           | 115562            |
| Other .....                      | 67765            | 81514            | 140599           | 157954           | 210430            |
| <b>Imports .....</b>             | <b>911376</b>    | <b>1172574</b>   | <b>1814096</b>   | <b>2033329</b>   | <b>1748444</b>    |
| Goods .....                      | 737456           | 925817           | 1413020          | 1573005          | 1281332           |
| Services .....                   | 173920           | 246757           | 401076           | 460324           | 467112            |
| Transportation charges ...       | 36071            | 45640            | 66055            | 96453            | 111279            |
| Other .....                      | 137848           | 201117           | 335021           | 363871           | 355833            |
| <i>(At constant 1390 prices)</i> |                  |                  |                  |                  |                   |
| Net exports .....                | 794354           | 538383           | 499728           | 719951           | 1007945           |
| <b>Exports .....</b>             | <b>1705730</b>   | <b>1300262</b>   | <b>1246892</b>   | <b>1374556</b>   | <b>1540733</b>    |
| Goods .....                      | 1596526          | 1192350          | 1175234          | 1299277          | 1414190           |
| Oil and gas .....                | 1052740          | 580673           | 541331           | 576303           | 590834            |
| Gas liquids .....                | 187421           | 103378           | 96374            | 102600           | 105187            |
| Other .....                      | 356365           | 508298           | 537529           | 620374           | 718169            |
| Services .....                   | 109204           | 107912           | 120761           | 152793           | 234289            |
| Transportation charges ...       | 41438            | 43133            | 47886            | 66721            | 83054             |
| Other .....                      | 67765            | 64779            | 72875            | 86072            | 151235            |
| <b>Imports .....</b>             | <b>911376</b>    | <b>761879</b>    | <b>747164</b>    | <b>654605</b>    | <b>532787</b>     |
| Goods .....                      | 737456           | 602797           | 582910           | 510780           | 399827            |
| Services .....                   | 173920           | 159082           | 164254           | 143825           | 132960            |
| Transportation charges ...       | 29424            | 29424            | 27052            | 30136            | 31675             |
| Other .....                      | 129658           | 129658           | 137202           | 113689           | 101285            |

Source: Statistical Centre of Iran.

**23.13. AGGREGATE SUPPLY AND DEMAND****(bln rials)**

| Description                      | The year<br>1390 | The year<br>1391 | The year<br>1392 | The year<br>1393 | The year<br>1394* |
|----------------------------------|------------------|------------------|------------------|------------------|-------------------|
| <i>(At current prices)</i>       |                  |                  |                  |                  |                   |
| <b>Total supply</b> .....        | <b>12023118</b>  | <b>15814972</b>  | <b>22116508</b>  | <b>23606595</b>  | <b>22243058</b>   |
| Imports .....                    | 911376           | 1172574          | 1814096          | 2033329          | 1748444           |
| Goods .....                      | 737456           | 925817           | 1413020          | 1573005          | 1281332           |
| Services .....                   | 173920           | 246757           | 401076           | 460324           | 467112            |
| Output .....                     | 11083067         | 14600059         | 20289553         | 21582289         | 20446415          |
| Intermediate consumption .....   | 4422008          | 5527457          | 8082675          | 8700349          | 8180394           |
| Value added .....                | 6661058          | 9072602          | 12206878         | 12881940         | 12266021          |
| Net imports tax .....            | 28675            | 42340            | 12859            | -9023            | 48200             |
| <b>Total demand</b> .....        | <b>12023118</b>  | <b>15814972</b>  | <b>22116508</b>  | <b>23606595</b>  | <b>22243058</b>   |
| Final demand .....               | 7601110          | 10287515         | 14033834         | 14906246         | 14062664          |
| Intermediate demand .....        | 4422008          | 5527457          | 8082675          | 8700349          | 8180394           |
| <i>(At constant 1390 prices)</i> |                  |                  |                  |                  |                   |
| <b>Total supply</b> .....        | <b>12023118</b>  | <b>11512533</b>  | <b>11490258</b>  | <b>11622005</b>  | <b>11500193</b>   |
| Imports .....                    | 911376           | 761879           | 747164           | 654605           | 532787            |
| Goods .....                      | 737456           | 602797           | 582910           | 510780           | 399827            |
| Services .....                   | 173920           | 159082           | 164254           | 143825           | 132960            |
| Output .....                     | 11083067         | 10717756         | 10735296         | 10972144         | 10943013          |
| Intermediate consumption .....   | 4422008          | 4473445          | 4502388          | 4566604          | 4532709           |
| Value added .....                | 6661058          | 6244312          | 6232908          | 6405540          | 6410304           |
| Net imports tax .....            | 28675            | 32898            | 7798             | -4744            | 24392             |
| <b>Total demand</b> .....        | <b>12023118</b>  | <b>11512533</b>  | <b>11490258</b>  | <b>11622005</b>  | <b>11500193</b>   |
| Final demand .....               | 7601110          | 7039088          | 6987870          | 7055401          | 6967484           |
| Intermediate demand .....        | 4422008          | 4473445          | 4502388          | 4566604          | 4532709           |

Source: Statistical Centre of Iran.

**23.14. GOODS AND SERVICES ACCOUNT****(bln rials)**

| Description  | The year<br>1390 | The year<br>1391 | The year<br>1392 | The year<br>1393 | The year<br>1394* |
|--|------------------|------------------|------------------|------------------|-------------------|
| <i>(At current prices)</i>                                     |                  |                  |                  |                  |                   |
| <b>Resources</b> .....   | <b>12023118</b>  | <b>15814972</b>  | <b>22116508</b>  | <b>23606595</b>  | <b>22243058</b>   |
| Output .....   | 11083067         | 14600059         | 20289553         | 21582289         | 20446415          |
| Taxes on imports .....   | 75778            | 79723            | 81230            | 90734            | 113323            |
| Subsidies on imports .....                                     | -47103           | -37383           | -68371           | -99757           | -65124            |
| Imports of goods and services.....                             | 911376           | 1172574          | 1814096          | 2033329          | 1748444           |
| Imports of goods .....   | 737456           | 925817           | 1413020          | 1573005          | 1281332           |
| Imports of services .....                                      | 173920           | 246757           | 401076           | 460324           | 467112            |
| <b>Uses</b> .....  | <b>12023118</b>  | <b>15814972</b>  | <b>22116508</b>  | <b>23606595</b>  | <b>22243058</b>   |
| Intermediate consumption .....                                 | 4422008          | 5527457          | 8082675          | 8700349          | 8180394           |
| Actual final consumption .....                                 | 4427991          | 5380794          | 7607728          | 8195696          | 8307543           |
| Actual individual consumption .....                            | 3495624          | 4395202          | 5706426          | 6540164          | 7044473           |
| Actual collective consumption .....                            | 932366           | 985592           | 1901301          | 1655532          | 1263070           |
| Gross fixed capital formation .....                            | 1351392          | 1523955          | 2111517          | 2366895          | 2245429           |
| Acquisition less sales or disposal of<br>tangible assets ..... | 1283838          | 1471385          | 2048549          | 2271508          | 2157933           |
| Cost of transfer of non- financial<br>assets acquisition.....  | 67554            | 52570            | 62968            | 95386            | 87496             |
| Change in stocks and statistical<br>discrepancies .....        | 115998           | 1768781          | 1650471          | 1613243          | 1320460           |
| Exports of goods and services.....                             | 1705730          | 1613986          | 2664118          | 2730411          | 2189232           |
| Exports of goods .....   | 1596526          | 1478195          | 2431132          | 2450015          | 1863239           |
| Exports of services .....                                      | 109204           | 135791           | 232986           | 280396           | 325993            |

**23.14. GOODS AND SERVICES ACCOUNT (continued)****(bln rials)**

| Description  | The year<br>1390 | The year<br>1391 | The year<br>1392 | The year<br>1393 | The year<br>1394* |
|--|------------------|------------------|------------------|------------------|-------------------|
| <i>(At constant 1390 prices)</i>                               |                  |                  |                  |                  |                   |
| <b>Resources .....</b>   | <b>12023118</b>  | <b>11512533</b>  | <b>11490258</b>  | <b>11622005</b>  | <b>11500193</b>   |
| Output .....   | 11083067         | 10717756         | 10735296         | 10972144         | 10943013          |
| Taxes on imports .....   | 75778            | 61945            | 49260            | 47705            | 57350             |
| Subsidies on imports .....                                     | -47103           | -29047           | -41462           | -52449           | -32957            |
| Imports of goods and services.....                             | 911376           | 761879           | 747164           | 654605           | 532787            |
| Imports of goods .....   | 737456           | 602797           | 582910           | 510780           | 399827            |
| Imports of services .....                                      | 173920           | 159082           | 164254           | 143825           | 132960            |
| <b>Uses .....</b>  | <b>12023118</b>  | <b>11512533</b>  | <b>11490258</b>  | <b>11622005</b>  | <b>11500193</b>   |
| Intermediate consumption .....                                 | 4422008          | 4473445          | 4502388          | 4566604          | 4532709           |
| Actual final consumption .....                                 | 4427991          | 4189300          | 4515713          | 4117347          | 3776178           |
| Actual individual consumption .....                            | 3495624          | 3436044          | 3348664          | 3262155          | 3193024           |
| Actual collective consumption .....                            | 932366           | 753256           | 1167049          | 855192           | 583155            |
| Gross fixed capital formation .....                            | 1351392          | 1117371          | 1153283          | 1181785          | 1096021           |
| Acquisition less sales or disposal of<br>tangible assets ..... | 1283838          | 1061515          | 1095632          | 1122709          | 1041233           |
| Cost of transfer of non- financial<br>assets acquisition.....  | 67554            | 55856            | 57651            | 59075            | 54788             |
| Change in stocks and statistical<br>discrepancies .....        | 115998           | 432156           | 22880            | 304199           | 446806            |
| Exports of goods and services.....                             | 1705730          | 1300262          | 1295994          | 1452070          | 1648479           |
| Exports of goods .....   | 1596526          | 1192350          | 1175234          | 1299277          | 1414190           |
| Exports of services .....                                      | 109204           | 107912           | 120761           | 152793           | 234289            |

Source: Statistical Centre of Iran.



**23.15. PRODUCTION ACCOUNT****(bln rials)**

| Description                      | The year<br>1390 | The year<br>1391 | The year<br>1392 | The year<br>1393 | The year<br>1394* |
|----------------------------------|------------------|------------------|------------------|------------------|-------------------|
| <i>(At current prices)</i>       |                  |                  |                  |                  |                   |
| <b>Resources</b> .....           | <b>11111742</b>  | <b>14642399</b>  | <b>20302412</b>  | <b>21573266</b>  | <b>20494614</b>   |
| Output .....                     | 11083067         | 14600059         | 20289553         | 21582289         | 20446415          |
| Net taxes on imports .....       | 28675            | 42340            | 12859            | -9023            | 48200             |
| <b>Uses</b> .....                | <b>11111742</b>  | <b>14642399</b>  | <b>20302412</b>  | <b>21573266</b>  | <b>20494614</b>   |
| Intermediate consumption .....   | 4422008          | 5527457          | 8082675          | 8700349          | 8180394           |
| <b>Balancing item</b>            |                  |                  |                  |                  |                   |
| Gross domestic product .....     | 6689734          | 9114942          | 12219737         | 12872917         | 12314220          |
| <i>(At constant 1390 prices)</i> |                  |                  |                  |                  |                   |
| <b>Resources</b> .....           | <b>11111742</b>  | <b>10750654</b>  | <b>10743094</b>  | <b>10967399</b>  | <b>10967406</b>   |
| Output .....                     | 11083067         | 10717756         | 10735296         | 10972144         | 10943013          |
| Net taxes on imports .....       | 28675            | 32898            | 7798             | -4744            | 24392             |
| <b>Uses</b> .....                | <b>11111742</b>  | <b>10750654</b>  | <b>10743094</b>  | <b>10967399</b>  | <b>10967406</b>   |
| Intermediate consumption .....   | 4422008          | 4473445          | 4502388          | 4566604          | 4532709           |
| <b>Balancing item</b>            |                  |                  |                  |                  |                   |
| Gross domestic product .....     | 6689734          | 6277210          | 6240706          | 6400796          | 6434696           |

Source: Statistical Centre of Iran.

**23.16. GENERATION OF INCOME ACCOUNT****(bln rials)**

| Description                              | The year<br>1390 | The year<br>1391 | The year<br>1392 | The year<br>1393 | The year<br>1394* |
|--|------------------|------------------|------------------|------------------|-------------------|
| <i>(At current prices)</i>               |                  |                  |                  |                  |                   |
| <b>Resources.....</b>                    | <b>5914653</b>   | <b>8284848</b>   | <b>11380054</b>  | <b>12022431</b>  | <b>11456013</b>   |
| Net domestic product .....               | 5914653          | 8284848          | 11380054         | 12022431         | 11456013          |
| <b>Uses.....</b>                         | <b>5914653</b>   | <b>8284848</b>   | <b>11380054</b>  | <b>12022431</b>  | <b>11456013</b>   |
| Compensation of employees .....          | 1195198          | 1867300          | 2376244          | 2448938          | 2521632           |
| Taxes on production and imports .....    | 217484           | 265671           | 347080           | 406602           | 473679            |
| Taxes on products .....                  | 147190           | 160175           | 204138           | 236836           | 274240            |
| Custom duties and trading gains .....    | 75778            | 79723            | 81230            | 90734            | 113323            |
| Other taxes on products .....            | 71412            | 80452            | 122908           | 146102           | 160917            |
| Other taxes on production .....          | 70294            | 105497           | 142942           | 169766           | 199439            |
| Subsidies on production and imports..... | -127223          | -108679          | -192918          | -196064          | -161432           |
| Subsidies on products .....              | -127223          | -108679          | -192918          | -196064          | -161432           |
| Subsidies on imports .....               | -47103           | -37383           | -68371           | -99757           | -65124            |
| Other subsidies on products .....        | -80120           | -71296           | -124547          | -96306           | -96309            |
| Other subsidies on production .....      | 0                | 0                | 0                | 0                | 0                 |
| <b>Balancing item</b>                    |                  |                  |                  |                  |                   |
| Operating surplus .....                  | 4629194          | 6260555          | 8849648          | 9362954          | 8622135           |

Source: Statistical Centre of Iran.

**23.17. ACTUAL INDIVIDUAL CONSUMPTION BY COICOP** (bln rials)

| Description   | The year<br>1390 | The year<br>1391 | The year<br>1392 | The year<br>1393 | The year<br>1394* |
|---|------------------|------------------|------------------|------------------|-------------------|
| <i>(At current prices)</i>  |                  |                  |                  |                  |                   |
| <b>Total</b> .....  | <b>3083991</b>   | <b>3990254</b>   | <b>5227211</b>   | <b>5983399</b>   | <b>6420107</b>    |
| Food and non-alcoholic beverages .....                                      | 831855           | 1182997          | 1519986          | 1615515          | 1677737           |
| Tobacco .....   | 14691            | 23461            | 31245            | 32879            | 33796             |
| Clothing and footwear .....   | 137910           | 189027           | 248418           | 277661           | 276753            |
| Housing, water and fuel .....   | 910590           | 1161630          | 1505524          | 1752758          | 1895930           |
| Furnishings, household equipment and<br>routine household maintenance ..... | 137303           | 173455           | 237960           | 265535           | 274973            |
| Health .....  | 203099           | 271175           | 387043           | 443118           | 501249            |
| Transport .....   | 256322           | 284244           | 366429           | 455018           | 508919            |
| Communication .....   | 97580            | 108671           | 129938           | 150201           | 157370            |
| Recreation and culture .....  | 74296            | 82807            | 120385           | 127807           | 116878            |
| Education .....   | 58992            | 71919            | 86552            | 104315           | 110474            |
| Restaurants & hotels.....   | 63890            | 79446            | 96495            | 143276           | 124382            |
| Social protection .....   | 299978           | 363823           | 499704           | 618559           | 741531            |
| Other miscellaneous goods and services                                      | 32               | 105              | 57               | 114              | 116               |
| Less : net exports of goods .....   | -2547            | -2505            | -2524            | -3357            | 0                 |
| <i>(At constant 1390 prices)</i>  |                  |                  |                  |                  |                   |
| <b>Total</b> .....  | <b>3083991</b>   | <b>3126118</b>   | <b>3054047</b>   | <b>2974058</b>   | <b>2903647</b>    |
| Food and non-alcoholic beverages .....                                      | 794076           | 780233           | 709401           | 689937           | 660354            |
| Tobacco .....   | 15076            | 13764            | 11918            | 17401            | 16076             |
| Clothing and footwear .....   | 140409           | 140805           | 131072           | 128011           | 117947            |
| Housing, water and fuel .....   | 947240           | 1011496          | 1075727          | 1076210          | 1034942           |
| Furnishings, household equipment and<br>routine household maintenance ..... | 121882           | 110385           | 106607           | 104308           | 101028            |
| Health .....  | 188718           | 208355           | 212852           | 196964           | 196678            |
| Transport .....   | 257593           | 234752           | 235298           | 232624           | 233938            |
| Communication .....   | 105112           | 109200           | 117342           | 127308           | 129411            |
| Recreation and culture .....  | 61787            | 51596            | 52721            | 55766            | 44867             |
| Education .....   | 60767            | 57185            | 68399            | 54095            | 61646             |
| Restaurants & hotels.....   | 43329            | 39979            | 33299            | 44174            | 31708             |
| Social protection .....   | 350649           | 370916           | 302036           | 250785           | 274984            |
| Other miscellaneous goods and services                                      | 33               | 85               | 44               | 62               | 67                |
| Less : net exports of goods .....   | -2681            | -2636            | -2671            | -3587            | 0                 |

Source: Statistical Centre of Iran.

**23.18. ACTUAL INDIVIDUAL CONSUMPTION BY CONSUMER INSTITUTIONAL SECTORS**  
**(bln rials)**

| Description  | The year<br>1390 | The year<br>1391 | The year<br>1392 | The year<br>1393 | The year<br>1394* |
|--|------------------|------------------|------------------|------------------|-------------------|
| <i>(At current prices)</i>                         |                  |                  |                  |                  |                   |
| <b>Total .....</b>                                 | <b>4427991</b>   | <b>5380794</b>   | <b>7607728</b>   | <b>8195696</b>   | <b>8307543</b>    |
| Household .....                                    | 3083991          | 3990254          | 5227211          | 5983399          | 6420107           |
| Non-profit institutions serving<br>households..... | 5290             | 5771             | 7045             | 8341             | 9759              |
| Government.....                                    | 1338710          | 1384769          | 2373471          | 2203957          | 1877676           |
| <i>(At constant 1390 prices)</i>                   |                  |                  |                  |                  |                   |
| <b>Total .....</b>                                 | <b>4427991</b>   | <b>4189300</b>   | <b>4515713</b>   | <b>4117347</b>   | <b>3776178</b>    |
| Household .....                                    | 3083991          | 3126118          | 3054047          | 2974058          | 2903647           |
| Non-profit institutions serving<br>households..... | 5290             | 4848             | 4792             | 4800             | 5616              |
| Government.....                                    | 1338710          | 1058334          | 1456874          | 1138489          | 866916            |

Source: Statistical Centre of Iran.

**23.19. ACTUAL COLLECTIVE CONSUMPTION (ACTUAL GOVERNMENT CONSUMPTION)  
BY COFOG (bln rials)**

| Description                            | The year<br>1390 | The year<br>1391 | The year<br>1392 | The year<br>1393 | The year<br>1394* |
|--|------------------|------------------|------------------|------------------|-------------------|
| <i>(At current prices)</i>             |                  |                  |                  |                  |                   |
| <b>Total</b> .....                     | <b>932366</b>    | <b>985592</b>    | <b>1901301</b>   | <b>1655532</b>   | <b>1263070</b>    |
| General public services .....          | 267736           | 295162           | 687889           | 623230           | 337079            |
| Defence .....                          | 179858           | 109973           | 136212           | 165009           | 194325            |
| Public order and safety .....          | 51610            | 50929            | 67971            | 75466            | 102567            |
| Economic affairs .....                 | 221724           | 211301           | 665346           | 397043           | 239922            |
| Environmental protection .....         | 8234             | 9806             | 18134            | 17586            | 7639              |
| Housing and community amenities .....  | 5642             | 6535             | 11185            | 11116            | 5549              |
| Health .....                           | 12770            | 8101             | 15878            | 49288            | 59852             |
| Recreation, culture and religion ..... | 63604            | 38356            | 56064            | 65271            | 56431             |
| Education .....                        | 22396            | 70933            | 59398            | 39700            | 46864             |
| Social protection .....                | 26064            | 84657            | 44721            | 38724            | 29036             |
| Municipalities .....                   | 72728            | 99841            | 138504           | 173101           | 183807            |
| <i>(At constant 1390 prices)</i>       |                  |                  |                  |                  |                   |
| <b>Total</b> .....                     | <b>932366</b>    | <b>749904</b>    | <b>1168721</b>   | <b>854786</b>    | <b>577891</b>     |
| General public services .....          | 267736           | 232834           | 443352           | 338652           | 163514            |
| Defence .....                          | 179858           | 74523            | 62289            | 69205            | 77309             |
| Public order and safety .....          | 51610            | 34846            | 32132            | 32931            | 42303             |
| Economic affairs .....                 | 221724           | 166681           | 428823           | 215746           | 116384            |
| Environmental protection .....         | 8234             | 7735             | 11688            | 9556             | 3705              |
| Housing and community amenities .....  | 5642             | 4798             | 6154             | 5380             | 2475              |
| Health .....                           | 12770            | 6367             | 9357             | 25570            | 28558             |
| Recreation, culture and religion ..... | 63604            | 28648            | 33708            | 33495            | 26267             |
| Education .....                        | 22396            | 55955            | 38283            | 21572            | 22733             |
| Social protection .....                | 26064            | 64210            | 26729            | 18911            | 12641             |
| Municipalities .....                   | 72728            | 73306            | 76207            | 83769            | 82000             |

Source: Statistical Centre of Iran.

**23.20. BALANCE OF PAYMENT****(million dollars)**

| Description                                      | The year<br>1391 | The year<br>1392 | The year<br>1393 | The year<br>1394 | The year<br>1395* |
|--|------------------|------------------|------------------|------------------|-------------------|
| <b>Current Account</b> .....                     | <b>23362</b>     | <b>25105</b>     | <b>13571</b>     | <b>9016</b>      | <b>16388</b>      |
| <b>Goods Accounts</b> .....                      | <b>28563</b>     | <b>29326</b>     | <b>18060</b>     | <b>12178</b>     | <b>20843</b>      |
| Exports (fob).....                               | 97296            | 92910            | 88976            | 64597            | 83978             |
| Oil and gas export <sup>(1)</sup> .....          | 68083            | 64540            | 55406            | 33569            | 55752             |
| Non- oil exports.....                            | 29213            | 28369            | 33569            | 31028            | 28226             |
| Imports (fob).....                               | 68734            | 63584            | 70915            | 52419            | 63135             |
| Gas and oil products <sup>(2)</sup> .....        | 2652             | 3263             | 2597             | 2233             | 1388              |
| Other goods.....                                 | 66082            | 60321            | 68318            | 50186            | 61747             |
| <b>Services account</b> <sup>(3)</sup> .....     | <b>-7359</b>     | <b>-6820</b>     | <b>-6877</b>     | <b>-4472</b>     | <b>-5941</b>      |
| Service export.....                              | 8483             | 9374             | 10572            | 9982             | 10060             |
| Service import.....                              | 15843            | 16194            | 17450            | 14454            | 16001             |
| <b>Income account</b> <sup>(3)</sup> .....       | <b>1649</b>      | <b>2034</b>      | <b>1845</b>      | <b>763</b>       | <b>928</b>        |
| <b>Receipt</b> .....                             | <b>3112</b>      | <b>3209</b>      | <b>3478</b>      | <b>2326</b>      | <b>2536</b>       |
| Compensation of workers.....                     | 320              | 351              | 000              | 000              | 000               |
| Investment revenues.....                         | 2793             | 2858             | 000              | 000              | 000               |
| <b>Payments</b> .....                            | <b>1463</b>      | <b>1175</b>      | <b>1633</b>      | <b>1562</b>      | <b>1608</b>       |
| Compensation of workers.....                     | 417              | 290              | 000              | 000              | 000               |
| Investment revenues.....                         | 1046             | 886              | 000              | 000              | 000               |
| Current transfers account.....                   | 509              | 565              | 543              | 547              | 558               |
| <b>Receipt</b> .....                             | <b>885</b>       | <b>915</b>       | <b>925</b>       | <b>948</b>       | <b>1000</b>       |
| Government.....                                  | 4                | 0                | 000              | 000              | 000               |
| Other sectors.....                               | 882              | 915              | 000              | 000              | 000               |
| <b>Payment</b> .....                             | <b>376</b>       | <b>349</b>       | <b>383</b>       | <b>401</b>       | <b>443</b>        |
| Government.....                                  | 105              | 59               | 000              | 000              | 000               |
| Other Sectors.....                               | 271              | 290              | 000              | 000              | 000               |
| <b>Capital accounts</b> .....                    | <b>-22161</b>    | <b>-22510</b>    | <b>000</b>       | <b>000</b>       | <b>000</b>        |
| Total balance capital account.....               | -815             | -541             | 000              | 000              | 000               |
| <b>Financial accounts</b> .....                  | <b>-21346</b>    | <b>-21969</b>    | <b>000</b>       | <b>000</b>       | <b>000</b>        |
| Statistical discrepancy and<br>missing data..... | -1201            | -2595            | -5635            | -4270            | 000               |

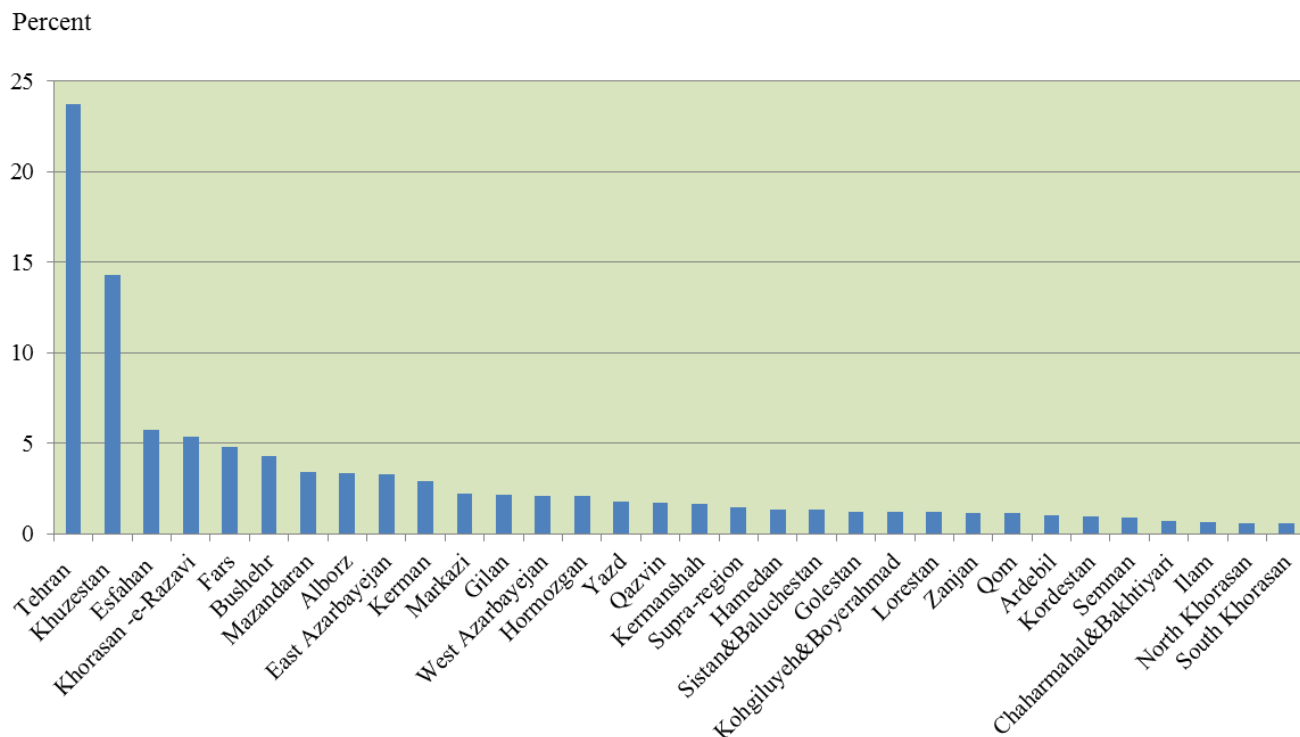
1. Value of crude oil, oil products, natural gas, gas liquids and condensates (2709, 271, and 2711 tariffs) exported by the National Iran Oil Company (NIOC), National Iran Gas Company (NIGC), National Iran Oil Products Distributing Company (NIOPDC), petrochemical companies, and others (customs and non customs).

2. Value of oil products, natural gas, gas liquids and condensates (2709, 2710 and 2711 tariffs) imported by the National Iran Oil Company (NIOC), National Iran Gas Company (NIGC), National Iran Oil Products Distributing Company (NIOPDC), and others (customs and non customs).

3. Services account and income account were disaggregated according to the fifth edition of the Balance of Payments Manual of IMF.

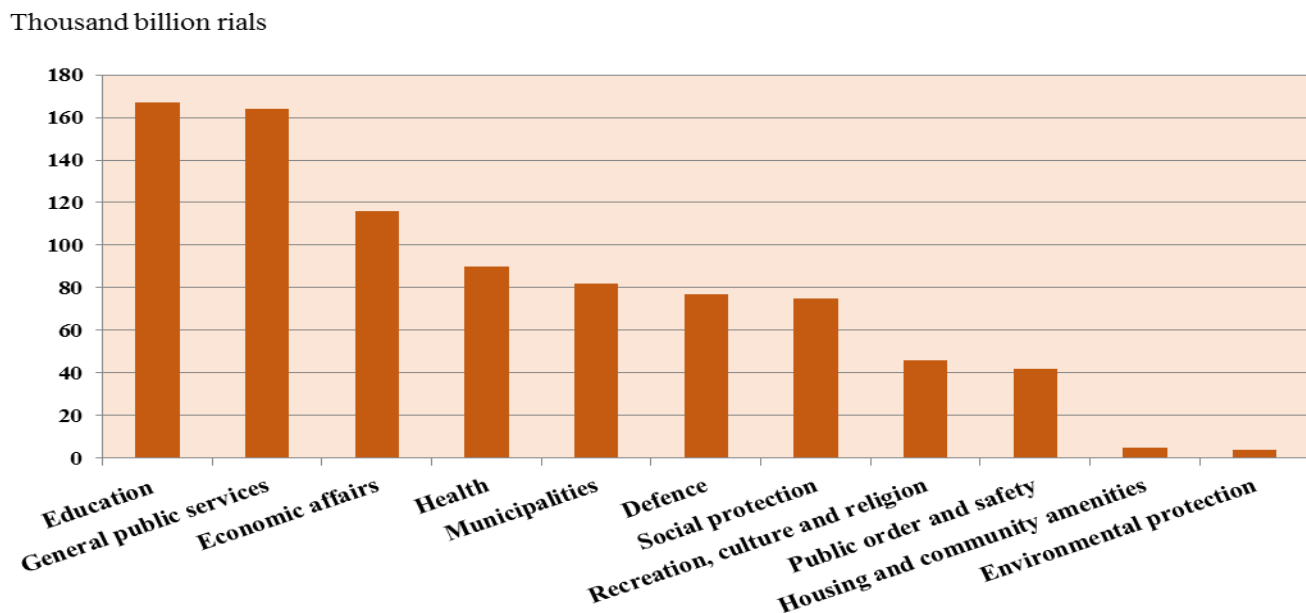
Source: Central Bank of the Islamic Republic of Iran.

**23.3 OSTAN'S CONTRIBUTION TO GROSS DOMESTIC PRODUCT AT CURRENT PRICES, THE YEAR 1394**



For data see Table 23.5.

**23.4. GOVERNMENT FINAL CONSUMPTION AT CONSTANT 1390 PRICES BY COFOG IN THE YEAR 1394**



For data see Table 23.9.

