

Introduction

Banks, credit institutions, insurance companies, Tehran Stock Exchange, Ghardh-al-hasaneh (interest-free) funds, retirement funds, and investment companies comprise the financial institutions of the country. A short history of statistical activities and data collection methods of these institutions is as follows:

1. Monetary and bank: monetary and banking data collection dates back to the year 1307, when the Bank Melli Iran (The National Bank of Iran) was founded. From 1314 the activity was enhanced by the establishment of the Statistical and Economic Researches Bureau in the Bank. The Central Bank of the I. R. of Iran took the responsibility over as it was founded in the year 1339.

At the time being, the Central Bank of the I.R. of Iran collects and releases the monetary and banking information based on the reports it regularly receives from the banks across the nation.

2. Insurance: Iran Insurance Co. Ltd. was established in the year 1314. Insurance data collection, however, was started in the year 1339 after the foundation of the Bureau of Statistics and Information of the company. The Bureau experienced reorganization in the year 1345 and resumed data collection with more improved facilities.

The Central Insurance of Iran, which was founded in the year 1350 to lead and supervise insurance activities, entrusted production and release of statistical information to its statistics bureau. At present, the insurance-related data are collected and disseminated by the Central Insurance of Iran through using the documents of different insurance companies.

3. Stock exchange: Tehran Stock Exchange Market has been in charge of collecting register data of national securities stocks exchanges since the year 1346. Stock exchange tables were revised in the year 1396.

4. Other financial activities: in addition to the above activities, some other activities are carried out by credit cooperatives to meet the financial needs of members. The data on such activities have been received and disseminated as register data from the Ministry of Cooperatives since the year 1370. Moreover, there are financial activities by Ghardh-al-Hasaneh funds and some other credit institutions whose statistical data have not been collected so far in a comprehensive way.

Information and statistics appeared in this chapter includes: number of banking units, amount of their assets and liabilities, changes in the banks resources and uses, liquidity, public and non-public sector's deposits with banks and their debts to the banks, the credits provided by banks to the non-public sector separately by economic sectors, banks exchanged shares, status of participation

papers issued, government bonds in stock, premiums received and claims paid in the insurance market of Iran, exchange of shares in the stock market, and specifications of the credit cooperatives.

Definitions and concepts

Banking operations: activities such as accepting deposits, granting banking facilities, dealing in bills and drafts (promissory notes), exchange transactions, operations related to bonds and securities, money transfers within the country, as stipulated by law.

Banking unit: any branch, agency or counter of a bank.

Banking system: the whole body of public and private banks as well as non-bank credit institutions and the Central Bank of the I. R. of Iran.

Specialized banks: banks engaged in certain economic activities that use their credits for special purposes. Banks of San'at va Ma'dan (Mining and Manufacturing Bank), Maskan (Bank of Housing), Keshavarzi (Agricultural Bank), and Towse-e-ye Saderat (Exports Development Bank) are specialized banks.

Commercial banks: banks whose credit activities are not restricted to certain economic areas.

Public sector: the government and affiliated corporations and institutions as well as municipalities.

Non-public sector: all private sector, the Islamic Revolution institutions and certain companies sponsored by the ministries.

Banking facilities extended to the public sector: facilities extended by the banking system to the government and affiliated corporations and institutions as well as municipalities. Facilities may be in the form of granting direct credits or purchasing government securities (treasury bonds and securities).

Banking facilities extended to non-public sector: credits granted by the banking system to the private sector since the year 1363 through different Islamic contracts according to the act of usury - free banking operations and approved regulations. These contracts include legal partnership, civil partnership, installment sales, direct investment, Modharaba, Muzara'ah, Musaqat, Jo'ala, forward transactions, hire purchase, Ghardh-al-hasanah, and debt purchase.

Legal partnership: to provide a part of the capital of a newly established company (ltd.) or to purchase some stocks of the existing ones.

Civil partnership: joining of the shares of several natural and legal persons in cash or in kind to form a joint venture to make profit, under a contract.

Installment sale: transferring the ownership of some visible item to another person at a certain price received wholly or partly in equal or unequal installments at certain due dates.

Direct investment: provision of funds for the implementation of manufacturing projects and profit-making development projects by the banking system without participation of any non-bank legal or natural persons.

Mudarabah: a financing contract under which one party (owner) provides funds (cash) and the other party (agent) provides labour and expertise and does business and the two parties share in the profit.

Mozara'ah: a contract under which one party, the land owner (Zare) transfers a certain piece of land for a fixed term to the other party (agent) to be cultivated. The resulted benefit is divided between the two parties.

Musaqat: a financial contract between the owner of trees and the like and some agent. Each party would have a certain share of the products which may include fruits, leaves, flowers, and the like.

Juala: under Jo'ala, one party, the employer (Ja'el) is committed to pay a certain amount of compensation (Ja'al) to another party, the agent, for a certain work, under a contract.

Forward transaction: forward cash purchase of various products at certain prices.

Hire purchase: a kind of leasing contract which stipulates that at the end of leasing time, the lessee would own the leased asset in case he has observed all conditions mentioned in the contract.

Ghardh-al-Hasaneh: a financial arrangement in which the banks lend certain amounts to natural or legal persons according to the rules and regulations.

Non-public sector deposits: funds deposited with the banks according to certain arrangements by natural or legal persons.

Public sector deposits and funds: sum of funds deposited with the banking system by ministries, government agencies and corporations.

Administered funds: funds deposited with the banks for private uses according to a certain contract or law. The banks spend such funds on behalf of the depositors on cases agreed upon without supervision.

Legal deposits: a specified percentage of sight and non-sight deposits of the public with the banks which should be kept according to the law with the Central Bank of the I. R. of Iran.

Sight deposits: deposit against which the bank ought to pay the amount of checks on behalf of the depositor upon receipt of them. Sight deposits are also called Ghardh-al-hasaneh current deposits.

Non-sight deposits: a part of liquidity with a low rate of liquidation comparing with money, comprising Ghardh-al-hasaneh savings deposits and term investment deposits.

Ghardh-al-Hasaneh savings deposits: such deposits are not entitled to any interest; but, in order to attract and encourage depositors, the banks may give prizes in cash or kind through drawing lots.

Term investment deposits: short-term or long-term investment deposits for which the bank acts as depositor's agent and the interest gained from them is shared between the bank and the depositor according to the Islamic contracts.

Claims on the public sector: sum of the balances of loans granted by the banking system to ministries or government corporations according to special legal permits.

Claims on non-public sector: sum of the balances of loans and credits granted by the banks to the private sector.

Foreign assets of the banking system: including gold and foreign exchanges as support of Iran's stocks in international institutions as well as gold and free market foreign exchange.

Liquidity: private sector sight and non-sight deposits with the banks as well as notes and coins with the public.

Money: a part of liquidity with a high rate of liquidation which in Iran comprises the non-public sector sight deposits with banks and notes and coins with the public.

Quasi money: a portion of deposits of the private sector with the banks that are less liquid than the non-public sector sight deposits. Quasi money presently includes term investment deposits, Ghardh-al-hasaneh savings deposits, and other deposits.

Balance (outstanding) at the end of the year: the difference between payments and receipts of the year plus the stock at the beginning of the year.

Bank resources: capital and liabilities of the bank.

Uses of the bank: all assets of the bank.

Blocked resources: a part of the banks' resources with the Central Bank which have been blocked due to enforcement of monetary policies (determining the proportion of legal deposits, selling bonds to the banks, etc.) and are not allowed to be used by banks.

Insurance: a contract under which one party guarantees to compensate or pay a certain amount to the other party in case of an accident or loss incurred for an agreed sum supplied by the latter. The guarantor is the insurer; other party of the guarantee is the insured person. The sum which is paid by insured person to the insurer is insurance premium and the object which is insured is called insurance subject.

Direct insurance premium: a sum directly paid by the insured to the insurer within the country.

Insurance premiums issued: amount of direct insurance premiums received in the insurance market of the country during the year concerned (according to the system based on fiscal year) excluding indirect insurance premiums obtained through reinsurance arrangements.

Insurance premium received: The difference between the insurance premium savings from the beginning and the end of the period with the insurance premiums of the same period.

Losses incurred: outstanding losses reserves at the beginning of the year minus (losses paid at the same period plus outstanding losses at the end of the year).

Claims paid: money paid by the insurer to the insured to compensate the losses incurred to the insured after occurrence of the accident.

Claims coefficient: ratio of claims paid to insurance premiums received (outstanding losses and premium savings are considered in its calculation).

Reinsurance: a contract under which an insurance company (transferor) cedes whole or some of its guarantees to other acceptor insurance companies (reinsurer) in case of payment of its insurance premium to those companies. The reinsurer will pay its share of the claim.

Fire insurance: within the regulations approved by insurance high council, the insurer guarantees to pay the losses incurred to insured person's properties resulting from fire, explosion and lightning. In this type of insurance policy, other kinds of risks such as earthquake, flood, thunderstorm, water leaking, pipe bursting, glass breaking, theft by breaking the protections and plane crash on the properties and buildings can be covered by paying extra sum of insurance premium.

Cargo insurance: within the regulations approved by insurance high council, the insurer guarantees to pay the losses incurred to insured person's properties during loading, transportation and unloading.

Accidents insurance: within the regulations approved by insurance high council, the insurer guarantees to pay out the life damages caused by accident (death, impairment, and disability) to the insured person or the beneficiary. In this type of insurance, medical expenses and daily losses can be covered by mutual agreement and receiving extra insurance premium.

Car (body) insurance: within the regulations approved by insurance high council, the insurer guarantees to pay out the incurred losses to the insured vehicle resulting from theft, fire, explosion, car accident, crash, overturning and totally, car clash with any stable or moving object or clashing any other object with the insured car.

Third party insurance: within the regulations approved by insurance high council, the insurer guarantees to pay the life and financial losses incurred to the third party on the basis of terms included in insurance policy, if it is recognized that the owner of insured vehicle is liable for the compensation of the losses resulting from car accidents.

Health insurance: within the regulations approved by insurance high council, the insurer guarantees to pay out the insured person's medical expenses as amount as written in the insurance policy. This type of insurance is issued in group or family in the country.

Ship insurance: within the insurance policy, the insurer guarantees the payment of indemnity for the damages caused on the ships body and equipment or its destruction which might result from the accidents such as collision, fire accident, sinking, stranding as well as rescue charges and owner's share from general damages as mentioned in the insurance policy.

Airplane insurance: within the insurance policy, the insurer guarantees the payment of indemnity for the damages caused on the plane or its destruction which might result from the accidents such as crashes, collision, fire accident and hijack, as mentioned in the insurance policy.

Engineering insurance: within the insurance policy, the insurer guarantees the payment of indemnity which might result from designing, manufacturing, installation and maintenance of structures and machinery resulting from engineering responsibility. This insurance covers the losses caused from the breakdown of the machinery.

Money insurance: within the insurance policy, the insurer guarantees to pay out the incurred losses caused by theft (armed) and accident (fire, explosion, flood, etc.) to the money existent in a safe (of banks, financial institutes, etc.) or on the

way of transiting. Totally, scope of money insurance cover is divided into two sections :⁽¹⁾ Money in transit and ⁽²⁾ Money whilst in a locked safe.

Civil responsibility Insurance: within the civil responsibility insurance policy, the insurer guarantees to pay out the insured person, as the person responsible for the indemnity payment for damages he/she has caused to third persons unintentionally. Professional responsibility insurance (physicians, paramedics, lawyers...), transportation operators' responsibility insurance, employer's responsibility to workers, builders' responsibility insurance, public and recreation places (hotel, cinema, pool, park,...) responsibility insurance are among this insurance.

Credit insurance: this type of insurance is divided into two sections: domestic and goods export credit. Within the regulations approved by insurance high council, the domestic credit means customer's debt capacity which is offered to the clients by economic enterprises in lieu of providing goods and services and also by banks and credit and financial institutes with the central bank's permit as financial facilities; and the claims resulting from these activities will be exposed to the risk of payment default. According to regulations, domestic credit insurance contracts are concluded in group and just with legal persons provided that their economic activities guarantee the risk of default of the claims resulting of the credits granted to them. Paying the insured person's or beneficiary's claims in relation to selling exported goods in the form of Letter of Credit opening contracts (L/C) and cession of documents in lieu of payment (D/P) and documents in lieu of assurance (D/A) are the subjects of export credit insurance.

Life insurance: a contract under which the insurer guarantees to pay a certain insurance sum (capital or pension) to the insured person or designated beneficiary by the insured person.

Other types of insurance: including insurances for oil exploration and discovery, health, honesty and fidelity, non-profit making, loans and credits, and properties against robber.

Stock exchange: a building or place where bankers, brokers, and dealers of securities meet to exchange the securities to provide the financial resources required for manufacturing enterprises.

Corporations accepted: public joint stock companies which are accepted in the stock exchange organization, whose stocks are offered for sale to the public by the stock exchange mechanism.

Primary market: stocks and rights issue in the most of the micro, block and major-transitional tradings are conducted in this market.

Secondary market: stocks and rights issue in the most of the micro, block and major-transitional tradings are conducted in this market.

Bound(debt) market: bounds are traded in this market.

Bound: is a security under which the issuer is obliged to pay specific amounts of money (annual interest) at specified time to the holder and repay the principal at maturity date. The *holder* of the bond as the lender (creditor) has the right to receive the principal and interest, but has no ownership in the company. Bond in Tehran Stock Exchange include participation papers, types of cheques and certificate of deposit.

Market of investment funds: investment funds are traded in this market.

Investment fund: a financial institution whose main activity is to invest in securities, and its owners are partners in the profit and loss of the fund based on their investment. The investment fund will invest the financial resources generated from the issuance of the certificate of investment in its approved activities. Types of investment funds in Tehran Stock Exchange include fixed income funds, equity(stock) funds, mixed funds, land and buildings.

Derivatives market: futures contracts, put options and call option are traded in this market.

Futures contracts: is a contract under which the seller is obliged to sell a certain number of basic asset at the specified maturity date at a predetermined price in the contract, and in return, the buyer is obliged to buy that certain number of basic asset at the maturity date. In order to prevent any default by either party on their contract obligations, the parties shall post a margin(performance bond) as stipulated in the contract with the broker or the clearing house and adjust the margin in accordance with the changes in the future price, and the broker or the clearing house shall have a power of attorney on behalf of the parties to possess part of the parties' margin as the permission of possession, and provide it to the other party and will have the right to use it until the settlement is made by the parties at the delivery period. The seller and buyer can delegate their obligations for a specified amount to a third party who shall undertake their commitments as their substitutes.

Put options: is a stock market device which gives the buyer the right to sell a specified number of basic asset at maturity date in accordance with the obligations settlement conditions declared in the securities specifications.

Option: is a security under which the seller shall undertake, at the buyer's request, to settle in cash a specified amount of basic asset at strike price or in case of mutual agreement. The buyer can make

the transaction at a specified time or time series in the future under the contract. The seller of the option will receive a certain amount from the buyer against this obligation. In order to prevent any default by the seller on his/her contract obligations, the seller shall post a margin(performance bond) as stipulated in the contract with the broker or the clearing house and adjust the option in accordance with the changes in it. Either buyer or seller can delegate their authority or obligation to a third party for a specified amount and he/she will replace them. The option may be either a put option or call option.

Credit cooperatives: these cooperatives are responsible to meet the financial requirements of their members by granting them a variety of loans. Included are employees' credit cooperatives, labourers' credit cooperatives, and open credit (other) cooperatives.

Selected information

In the year 1396, total amount of liquidity (money and quasi money) was about 15299.8 thousand billion rials which increased by 22.1 percent compared to the previous year.

Out of the total liquidity, 12.7 and 87.3 percent were money and quasi-money, respectively.

Balance of assets of banking system at the end of the year 1396 was more than 35411.3 thousand billion rials which increased by 23.1 percent compared to the previous year.

Over the same year, claims of the banking system on public sector were about 2586.1 thousand billion rials, showing a rise of 17.7 percent in comparison with the year 1395.

Also over the same year, claims of banks and non-bank credit institutions on non-public sectors were about 10918.5 thousand billion rials which increased by 19 percent compared to the previous year.

The outstanding balance of non-public sector's deposits with the banking system in the year 1396 was about 14857.1 thousand billion rials which rose by 22.4 percent compared to the previous year.

In the year 1396, value of sold participation papers was about 50.6 thousand billion rials, indicating an increase of 8.4 percent compared to the previous year.

In the year 1396, the foreign debt of the country reached 10910 million dollars which increased by 28.6 percent compared to the previous year.

In the year 1396, average dollar rate in open market was 40453 rials (an 11 percent rise compared to the preceding year), the rate of EURO was 48080 rials (a 19 percent increase in contrast to the previous year), the Pound rate was 54458 rials (a 13.4 increase compared to the preceding year), 100 Japanese Yen was 37167 rials (a 9.2 percent increase compared to the preceding year), the rate of Swiss Franc was 42642 rials (a 14.5 percent growth compared to the previous rate)

In the year 1396, the highest amounts of premiums received in the insurance market of the country for three fields were as follows: third party and surplus (95.2 thousand billion rials),

health (75.5 thousand billion rials) and car body insurance (16.1 thousand billion rials) showing 18, 27.1 and 15.3 percent increase, respectively compared to the previous year.

Over the same year, value of the transacted shares of the eligible companies on Tehran Stock Exchange was more than 643 thousand billion rials which increased by 0.7 percent compared to the previous year. Moreover, the number of transacted shares of the eligible companies on Tehran Stock Exchange in the year 1396 was more than 262 billion rials which increased by 2.4 percent compared to the previous year.

14.1. BANKING UNITS AND SUMMARY OF BALANCE OF ASSETS AND LIABILITIES OF BANKING SYSTEM ⁽¹⁾ AT THE END OF THE YEAR (1000 bln rials)

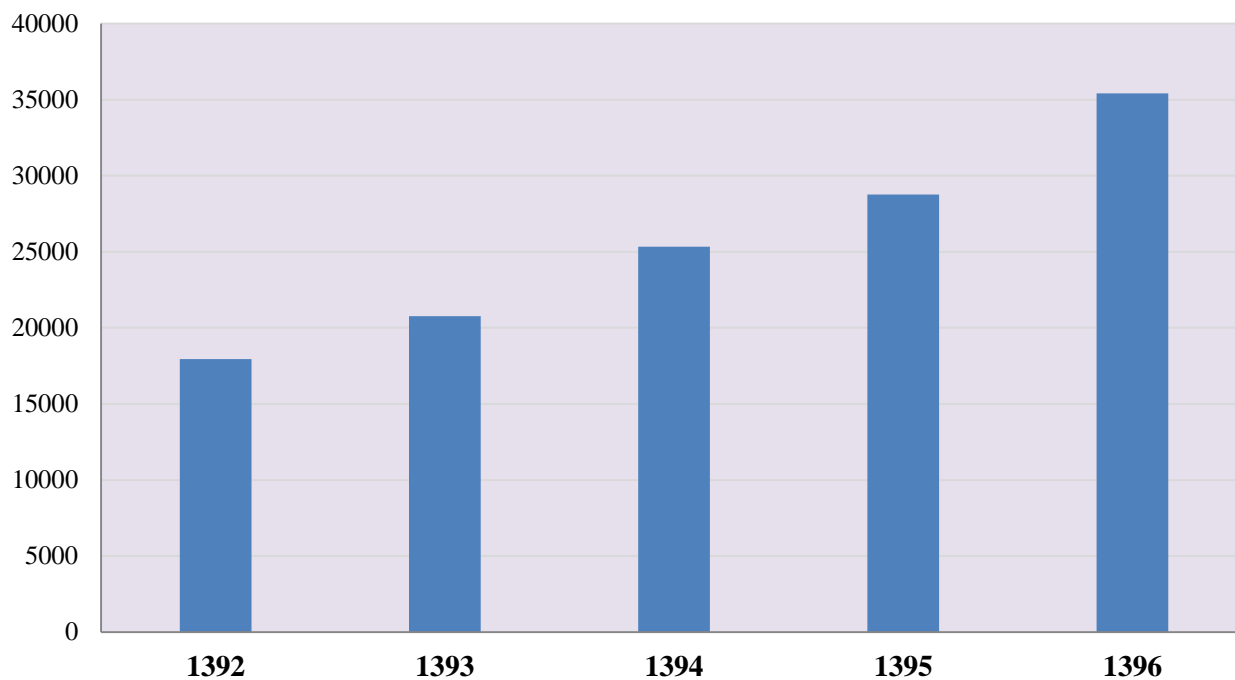
Description	Year							
	1380	1385	1390	1392	1393	1394	1395	1396
Banking units	16537⁽²⁾	17905⁽²⁾	21281⁽²⁾	22894	22574	22995⁽²⁾	23415	23009
Assets	702 .4	3682 .0	9899 .3	17945 .6	20772 .5	25342 .4	28770 .3	35411 .3
Foreign assets	44 .4	928 .6	2145 .7	5056 .9	5035 .3	5823 .0	5823 .5	7321 .5
Claims on public sector ⁽³⁾	138 .5	256 .2	638 .5	1109 .5	1466 .0	1738 .6	2197 .5	2586 .1
Claims on non-public sector	242 .5	1226 .2	3516 .8	5408 .2	6309 .1	7362 .2	9177 .2	10918 .5
Customers' undertakings re: letters of credit, guarantees and acceptances	69 .2	599 .8	1451 .4	1891 .3	2254 .1	2750 .7	3273 .7	4280 .5
Others	207 .8	671 .2	2146 .9	4479 .7	5708 .1	7667 .9	8298 .4	10304 .7
Liabilities	702 .4	3682 .0	9899 .3	17945 .6	20772 .5	25342 .4	28770 .3	35411 .3
Liquidity	321 .0	1284 .2	3542 .6	6395 .5	7823 .8	10172 .8	12533 .9	15299 .8
Deposits and loans of public sector	38 .0	220 .6	399 .5	625 .6	770 .2	635 .5	614 .4	742 .4
Capital account	17 .5	173 .6	451 .9	800 .1	768 .1	821 .8 ⁽²⁾	717 .2	640 .8
Foreign loans and credits and foreign exchange deposits	34 .3	503 .5	1308 .9	3022 .8	3008 .6	3358 .7	3310 .9	4466 .5
Import order registration deposits of non-public sector	//	//	//	//	//	//	//	//
Advance payments on letters of credit by public sector	3 .0	1 .2	0 .3	3 .0	5 .3	2 .5	0 .4	0 .5
Contingent liabilities re: letters of credit, guarantees and acceptances	69 .2	599 .8	1451 .4	1891 .3	2254 .1	2750 .7	3273 .7	4280 .5
Others	219 .4	899 .1	2744 .8	5207 .3	6142 .4	7600 .4 ⁽²⁾	8319 .8	9980 .8

1. Excluding branches of commercial banks abroad as of the year 1380. As of the month of Esfand in the year 1388, four banks such as Saderat, Mellat, Tejarat and Refah have been classified as private banks.

2. Revised figures.

3. Including public sector participation papers.

Source: Central Bank of the Islamic Republic of Iran.

**14.1 BALANCE OF ASSETS AND LIABILITIES OF BANKING SYSTEM
AT THE END OF THE YEAR****1000 bln rials**

For data see Table 14.1.

**14.2. BALANCE OF ASSETS AND LIABILITIES OF CENTRAL BANK OF THE ISLAMIC
REPUBLIC OF IRAN AT THE END OF THE YEAR**
(1000 bln rials)

Description	Year							
	1380	1385	1390	1392	1393	1394	1395	1396
Assets	180.7	780.1	1896.6	4025.2	4472.5	4939.6	5057.2	6176.3
Foreign assets.....	31.8	563.9	1176.6	3014.2	3126.2	3517.5	3394.1	4070.1
Notes and coins in till	0.3	0.6	27.5	29.0	25.7	30.6	50.1	28.4
Claims on public sector	82.4	131.4	218.9	349.9	425.7	520.3	576.1	528
Claims on banks.....	12.1	54.9	418.3	602.6	858.0	836.3	996.9	1320.3
Customers' undertakings re: letters of credit, guarantees and acceptances	4.4	19.4	7.6	14.0	16.4	12.7	10.3	26.1
Others.....	49.9	9.9	47.6	15.4	20.4	22.2	29.7	203.4
Liabilities.....	180.7	780.1	1896.6	4025.2	4472.5	4939.6	5057.2	6176.3
Notes and coins in circulation	31.8	68.1	338.4	420.9	447.5	487.6	535.1	562.9
With the public	29.2	61.5	263.2	334.1	351.7	371.9	393.3	442.7
With banks.....	2.3	6.0	47.7	57.8	70.1	85.1	91.7	91.8
With the Central Bank	0.3	0.6	27.5	29.0	25.7	30.6	50.1	28.4
Deposits of banks and credit institutions ⁽¹⁾	65.6	212.5	453.6	793.0	889.7	1076.6	1313.3	1605.3
Public sector deposits	34.1	149.9	292.0	311.2	392.4	338.1	373.5	470.1
Capital account ⁽²⁾	0.7	13.7	51.5	71.8	76.1	82.6 ⁽³⁾	89.5	98.4
Foreign exchange liabilities	20.1	192.7	428.0	1336.0	1541.5	1581.1	1469.5	1910.3
Import order registration deposits of non-public sector.....	//	//	//	//	//	//	//	//
Advance payments on letters of credit by the public sector.....	0.3	1.2	0.3	0.3	5.3	2.5	0.4	0.5
Contingent liabilities re: letters of credit, guarantees and acceptances	4.4	19.4	7.6	14.0	16.4	12.7	10.3	26.1
Others.....	21.0	122.7	325.1	1075.3	1103.5	1358.4 ⁽³⁾	1265.6	1502.7

1. Including banks' special term- deposits, and as of Esfand 1385, it includes banks foreign exchange sight deposits with the C.B.I.

2. Including precautionary and legal reserve.

3. Revised figures.

Source: Central Bank of the Islamic Republic of Iran.

14.3. SUMMARY OF BALANCE OF ASSETS AND LIABILITIES OF COMMERCIAL BANKS⁽¹⁾ AT THE END OF THE YEAR (1000 bln rials)

Description	Year							
	1380	1385	1390	1392 ⁽²⁾	1393	1394	1395	1396
Assets.....	421 .1	2093 .8	1651 .8	2298.0	2637 .2	3448 .6	4071 .9	5278 .9
Foreign assets (gold and foreign exchange).....	10 .6	305.0	172 .3	207 .9	271 .6	344 .1	352 .5	501 .5
Notes and coins	2.0	4 .4	19 .7	16 .4	21 .1	28 .3	27 .7	26 .5
Deposits with the Central Bank ⁽³⁾	60 .8	165 .3	138.0	172 .4	161 .6	194 .6	257 .2	341 .4
Claims on public sector ⁽⁴⁾	53 .5	109 .1	141 .7	222 .7	297 .2	337.0	436 .2	576 .6
Claims on non-public sector.	168 .9	775 .1	739 .7	864	963 .9	1142 .5	1405.0	1746 .6
Customers' undertakings re: letters of credit, guarantees and acceptances	58 .4	466 .1	224 .6	183 .8	189 .5	400 .7	352 .6	479 .4
Others	66 .9	268 .7	215 .8	630 .8	732 .3	1001 .4	1240 .7	1606 .9
Liabilities	421 .1	2093 .8	1651 .8	2298	2637 .2	3448 .6	4071 .9	5278 .9
Deposits of non-public sector	255 .1	850 .7	781 .3	1128 .8	1386.0	1726 .3	2272 .2	3021 .8
Claims of the Central Bank ..	10 .1	37 .3	33 .5	26 .6	59 .2	138 .8	120 .2	45 .1
Deposits and loans of public sector	3 .7	52 .2	50 .6	98.0	119 .8	131 .4	81.0	99 .7
Capital account	9 .5	108 .3	35 .9	166 .2	101 .8	99.0	138 .8	138.0
Foreign exchange loans and deposits.....	13 .4	274 .3	140.0	149 .2	169 .7	194 .7	255 .8	376 .7
Contingent liabilities re: letters of credit, guarantees and acceptances	58 .4	466 .1	224 .6	183 .8	189 .5	400 .7	352 .6	479 .4
Others	70 .9	304 .9	385 .9	545 .4	611 .3	757 .7	851 .3	1118 .2

1. Excluding branches of commercial banks abroad as of the year 1380.

2. Since the year 1392, the data related to the six banks of Iran Zamin Bank, Resalat Gharz-al-hasaneh Bank, Middle East Bank, Kish International Free Zone Bank (IFB), Iran-Venezuela Bi-National Bank (IVBB), Ghavamin Bank and four credit institutions: Salehin Finance and Credit Institution, Pishgaman Finance and Credit Institution (Ati), Kosar Finance and Credit Institution, and Melal (Askariye) Credit Institution. Moreover have been added to the national money and banking data.

3. Including banks' special term- deposits, and as of the month of Esfand in the year 1385, it includes banks' foreign exchange sight deposits with the C.B.I.

4. Including public sector's participation paper.

Source: Central Bank of I. R. Iran.

14.4. BALANCE OF ASSETS AND LIABILITIES OF SPECIALIZED BANKS⁽¹⁾ AT THE END OF THE YEAR (1000 bln rials)

Description	Year							
	1380	1385	1390	1392 ⁽²⁾	1393	1394	1395	1396
Assets	97.5	477	1884.7	2992.9	3432.4	4028.5	4679.5	5453.5
Foreign assets (gold and foreign exchange)	2.0	44.7	189.9	499.7	394.3	510.6	630.2	766.6
Notes and coins	0.3	0.7	5.4	6.9	8.2	10.4	11.5	12.2
Deposits with the Central Bank ⁽³⁾	4.7	14.6	35.5	63.6	75.1	77.5	84.7	114.5
Claims on public sector ⁽⁴⁾ ...	1.8	6.6	98.4	193.3	327.7	385.5	458.4	545.7
Claims on non-public sector	72.5	281.6	1005.6	1409.9	1613.5	1823.1	2062.4	2382.2
Customers' undertakings re: letters of credit, guarantees and acceptances	6.0	58.1	314.8	429.5	587.9	688.7	820.1	924.8
Others	10.2	70.7	235.0	390.0	425.8	532.7	612.2	707.5
Liabilities	97.5	477	1884.7	2992.9	3432.4	4028.5	4679.5	5453.5
Deposits of non-public sector ⁽⁵⁾	34.8	180.7	401.6	586.6	760.8	999.4	1189.3	1579.2
Claims of the Central Bank	2.0	17.6	362.7	547.7	559.0	572.8	494.4	472.1
Deposits and loans of public sector	0.1	18.5	44.3	136.2	151.0	127.4	121.6	124.7
Capital account	7.0	31.8	125.5	125.7	134.7	138.7	231.3	287.8
Foreign exchange loans and deposits.....	0.9	21.0	136.5	381.6	270.2	380.0	440.7	574.8
Contingent liabilities re: letters of credit, guarantees and acceptances.....	6.0	58.1	314.8	429.5	587.9	688.7	820.1	924.8
Other	46.8	149.3	499.2	785.7	968.9	1121.5	1382.1	1490.1

1. As of the month of Esfand in the year 1387, it includes Gharz-al-Hasaneh Mehr.. Also, since the month of Shahrivar, the year 1393, this bank has been separated from specialized public banks and classified as private banks.

2. Since the year 1392, the data related to the six banks of Iran Zamin Bank, Resalat Gharz-al-hasaneh Bank, Middle East Bank, Kish International Free Zone Bank (IFB), Iran-Venezuela Bi-National Bank (IVBB), Ghavamin Bank and four credit institutions: Salehin Finance and Credit Institution, Pishgaman Finance and Credit Institution (Ati), Kosar Finance and Credit Institution, and Melal (Askariye) Credit Institution. Moreover have been added to the national money and banking data.

3. Including banks' special term-deposits and as of the month of Esfand in the year 1385, it includes banks' foreign exchange sight deposits with the C.B.I.

4. Including public sector participation papers as of the year 1380.

5. Including deposits in Bank Maskan's Savings Fund, too..

Source: Central Bank of the Islamic Republic of Iran.

**14.5. SUMMARY OF BALANCE OF ASSETS AND LIABILITIES OF PRIVATE BANKS AND
NON-BANK CREDIT INSTITUTIONS AT THE END OF THE YEAR (1000 bln rials)**

Description	Year			
	1380	1385	1390	1392 ⁽¹⁾
Assets	3.0	331 .1	4466 .3	8629 .6
Foreign assets (gold and foreign exchange)	//	14 .9	606 .9	1335 .1
Notes and coins	//	0 .9	22 .6	34 .5
Deposits with the Central Bank ⁽²⁾	0 .2	32 .6	280 .1	557.0
Claims on public sector ⁽³⁾	0 .8	9.0	179 .4	343 .6
Claims on non-public sector.....	1 .1	169 .5	1771 .5	3134 .2
Customers' undertakings re: letters of credit, guarantees and acceptances	0 .4	56 .3	904 .4	1264 .1
Others	0 .4	47 .9	701 .3	1961
Liabilities	3.0	331 .1	4466 .3	8629 .6
Deposits of non-public sector ⁽⁴⁾	1 .9	191 .4	2096 .4	4346.0
Claims of the Central Bank	//	//	22 .1	28 .3
Deposits and funds of public sector	//	//	12 .6	80 .1
Capital account.....	0 .3	19 .8	239.0	436 .5
Foreign exchange loans and deposits ...	//	15 .5	604 .4	1156.0
Contingent liabilities re: letters of credit, guarantees and acceptances	0 .4	56 .3	904 .4	1264 .1
Others	0 .4	48 .2	587 .3	1318 .5

14.5. SUMMARY OF BALANCE OF ASSETS AND LIABILITIES OF PRIVATE BANKS ⁽¹⁾ AND NON-BANK CREDIT INSTITUTIONS AT THE END OF THE YEAR (continued)

(1000 bln rials)

Description	Year			
	1393	1394	1395	1396
Assets	10230 .4	12925 .7	14961 .7	18502 .6
Foreign assets (gold and foreign exchange)	1243 .2	1450 .8	1446 .7	1983 .3
Notes and coins	40 .9	46 .4	52 .5	53 .1
Deposits with the Central Bank ⁽²⁾	653.0	804 .5	971 .4	1149 .4
Claims on public sector ⁽³⁾	415 .4	495 .8	726 .8	935 .8
Claims on non-public sector.....	3731 .7	4396 .6	5709 .8	6789 .7
Customers' undertakings re: letters of credit, guarantees and acceptances	1460 .4	1648 .6	2090 .7	2850 .2
Others	2686.0	4083.0	3963 .8	4741 .1
Liabilities	10230 .4	12925 .7	14961 .7	18502 .6
Deposits of non-public sector ⁽⁴⁾	5325 .4	7075 .2	8679 .1	10256 .1
Claims of the Central Bank	239 .9	124 .7	382 .3	803 .1
Deposits and funds of public sector	106 .9	38 .6	38 .3	47 .9
Capital account	455 .5	501 .5	257 .6	116 .6
Foreign exchange loans and deposits ...	1027 .2	1202 .9	1144 .9	1604 .7
Contingent liabilities re: letters of credit, guarantees and acceptances	1460 .4	1648 .6	2090 .7	2850 .2
Others	1615 .3	2334 .2	2368 .8	2824.0

1. Since the year 1392, the data related to the six banks of Iran Zamin Bank, Resalat Gharz-al-hasaneh Bank, Middle East Bank, Kish International Free Zone Bank (IFB), Iran-Venezuela Bi-National Bank (IVBB), Ghavamin Bank and four credit institutions: Salehin Finance and Credit Institution, Pishgaman Finance and Credit Institution (Ati), Kosar Finance and Credit Institution, and Melal (Askariye) Credit Institution. Moreover have been added to the national money and banking data.

2. Including banks' special term- deposits as of the month of Esfand in the year 1385, it includes banks' foreign exchange sight deposits with the C.B.I.

3. Including public sector participation papers.

4. In credit institutions, it includes only temporary creditors..

Source: Central Bank of the Islamic Republic of Iran.

14.6. OUTSTANDING BALANCE OF PUBLIC SECTOR'S DEPOSITS WITH THE BANKING SYSTEM AT THE END OF THE YEAR (1000 bln rials)

Year	Total deposits			Government			Government corporations and institutions		
	Total	With the Central Bank	With other banks	Total	With the Central Bank	With other banks	Total	With the Central Bank	With other banks
1380.....	38.0	34.1	3.8	33.9	30.1	3.8	4.1	4.1	0.0
1385.....	220.6	149.9	70.8	208.5	137.8	70.8	12.1	12.1	0.0
1390.....	399.5	292.0	107.5	379.3	271.8	107.5	20.3	20.3	0.0
1392.....	625.6	311.2	314.4	594.1	279.7	314.4	31.5	31.5	0.0
1393.....	770.2	392.4	377.7	728.6	350.8	377.7	41.6	41.6	0.0
1394.....	635.5	338.1	297.4	593.4	296.0	297.4	42.1	42.1	0.0
1395.....	614.4	373.5	240.9	566.7	325.8	240.9	47.7	47.7	0.0
1396.....	742.4	470.1	272.3	699.6	427.3	272.3	42.8	42.8	0.0

Source: Central Bank of the Islamic Republic of Iran.

14.7. OUTSTANDING BALANCE OF NON-PUBLIC SECTOR'S DEPOSITS WITH THE BANKING SYSTEM⁽¹⁾ AT THE END OF THE YEAR (1000 bln rials)

Description	Year							
	1380	1385	1390	1392 ⁽²⁾	1393	1394	1395	1396
Total deposits	291.8	1222.7	3279.3⁽³⁾	6061.4	7472.2	9800.9	12140.6	14857.1
Commercial banks.....	255.1	850.7	781.3	1128.8	1386.0	1726.3	2272.2	3021.8
Specialized banks.....	34.8	180.7	401.6 ⁽³⁾	586.6	760.8	999.4	1189.3	1579.2
Private banks and non-bank credit institutions.....	1.9	191.4	2096.4	4346.0	5325.4	7075.2	8679.1	10256.1
Sight deposits	113.8	353.1	634.4⁽³⁾	861.9	855.9	995.1	1237.0	1504.0
Commercial banks.....	106.1	313.8	193.1	211.0	219.4	232.7	266.4	334.6
Specialized banks.....	7.6	27.9	66.2 ⁽³⁾	76.5	91.0	100.0	130.3	165.5
Private banks and non-bank credit institutions.....	//	11.4	375.0	574.4	545.5	662.4	840.3	1003.9
Non-sight deposits	178.0	869.7	2645.0	5199.5	6616.3	8805.8	10903.6	13353.1
Commercial banks.....	149.0	537.0	588.2	917.8	1166.6	1493.6	2005.8	2687.2
Specialized banks.....	27.1	152.7	335.4	510.1	669.9	899.4	1059.0	1413.7
Private banks and non-bank credit institutions.....	1.9	180.0	1721.4	3771.6	4779.8	6412.8	7838.8	9252.2

1. Excluding the data for abroad branches of the commercial banks as of the year 1380.

2. Since in the year 1392, the data related to the six banks of "Iran Zamin Bank", "Resalat Gharz-al-hasaneh Bank", "Middle East Bank", "Kish International Free Zone Bank (IFB)", "Iran-Venezuela Bi-National Bank (IVBB)", and "Ghavamin Bank" as well as four non-bank credit institutions of "Salehin Finance and Credit Institution", "Pishgaman Finance and Credit Institution (Ati)", "Kosar Finance and Credit Institution" and "Askariye Credit Institution" have been added to national money and banking data, .

3. Revised figures.

Source: Central Bank of the Islamic Republic of Iran.

**14.8. OUTSTANDING BALANCE OF BANKS AND NON-BANK CREDIT INSTITUTIONS'
DEPOSITS WITH THE CENTRAL BANK OUTSTANDING AT THE END OF THE YEAR
(1000 bln rials)**

Description	Year							
	1380	1385	1390	1392 ⁽¹⁾	1393	1394	1395	1396
Total deposits	65.6	212.5	453.6	793.0	889.7	1076.6	1313.3	1605.3
Commercial banks	60.8	165.3	138.0 ⁽²⁾	172.4	161.6	194.6	257.2	341.4
Specialized banks	4.7	14.6	35.5 ⁽²⁾	63.6	75.1	77.5	84.7	114.5
Private banks and non-bank credit institutions	0.2	32.6	280.1 ⁽²⁾	557.0	653.0	804.5	971.4	1149.4
Legal deposits	50.8	184.8	357.3	677.9	850.4	1019.6	1253.9	1543.4
Commercial banks	48.0 ⁽³⁾	139.3	88.3	132.8	153.2	169.4	224.3	309.0
Specialized banks	2.7	13.9	30.2	49.7	65.6	71.7	78.0	108.0
Private banks and non-bank credit institutions	0.2	31.7	238.8	495.4	631.6	778.5	951.6	1126.4
Sight and term investment deposits	14.8	27.7	96.3	115.1	39.3	57.0	59.4	61.9
Commercial banks	12.8	26.1	49.7 ⁽²⁾	39.6	8.4	25.2	32.9	32.4
Specialized banks	20.0	0.7	5.3 ⁽²⁾	13.8	9.5	5.8	6.7	6.5
Private banks and non-bank credit institutions	//	0.9	41.3 ⁽²⁾	61.6	21.4	26	19.8	23.0

1. Since in the year 1392, the data related to the six banks of "Iran Zamin Bank", "Resalat Gharz-al-hasanah Bank", "Middle East Bank", "Kish International Free Zone Bank (IFB)", "Iran-Venezuela Bi-National Bank (IVBB)", and "Ghavamin Bank" as well as four non-bank credit institutions of "Salehin Finance and Credit Institution", "Pishgaman Finance and Credit Institution (Ati)", "Kosar Finance and Credit Institution" and "Askariye Credit Institution" have been added to the national money and banking data..

2. Revised figures.

3. Including adjustments made in advance payments on letters of credit.

Source: Central Bank of the Islamic Republic of Iran.

14.9. LIQUIDITY⁽¹⁾ AT THE END OF THE YEAR**(1000 bln rials)**

Description	Year							
	1380	1385	1390	1392 ⁽²⁾	1393	1394	1395	1396
Liquidity	321.0	1284.2	3542.6	6395.5	7823.8	10172.8	12533.9	15299.8
Money	143.0	414.5	897.6	1196.0	1207.6	1367.0	1630.3	1946.7
Notes and coins with the public.....	29.2	61.5	263.2	334.1	351.7	371.9	393.3	442.7
Sight deposits of non-public sector.....	113.8	353.1	634.4	861.9	855.9	995.1	1237.0	1504.0
Quasi money	178.0	869.7	2645.0	5199.5	6616.3	8805.8	10903.6	13353.1
Ghardh-al-hasaneh savings account deposits.....	29.8	133.5	255.8	338.5	390.9	469.8	602.9	801.9
Term investment deposits	141.1	707.1	2297.9	4756.9	6100.9	8187.4	10123.1	12339.1
Short-term.....	67.0	353.7	869.9	2296.6	2692.5	3700.2	5286.2	3935.5
Long-term.....	74.1	353.4	1428.0	2460.3	3408.4	4487.2	4836.9	8403.6
Miscellaneous deposits ⁽³⁾	7.1	29.0	91.3	104.1	124.5	148.6	177.6	212.1

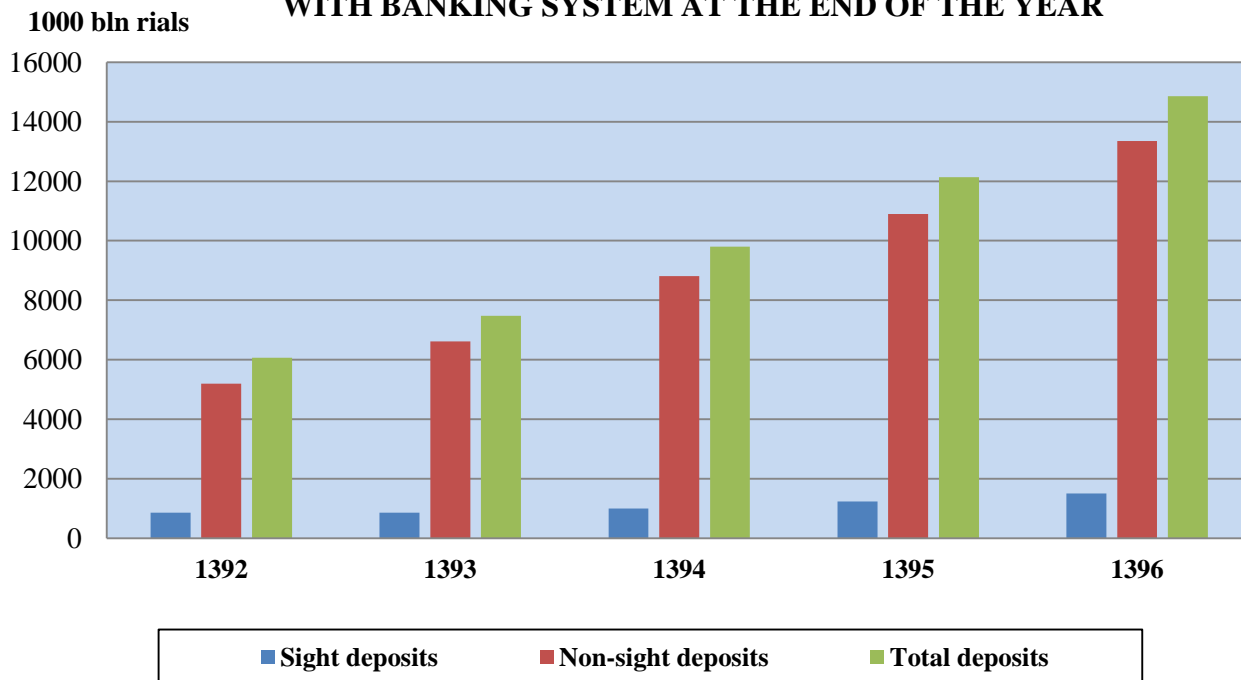
1. Including non-bank credit institutions.

2. Since in the year 1392, the data related to the six banks of "Iran Zamin Bank", "Resalat Gharz-al-hasaneh Bank", "Middle East Bank", "Kish International Free Zone Bank (IFB)", "Iran-Venezuela Bi-National Bank (IVBB)", and "Ghavamin Bank" as well as four non-bank credit institutions of "Salehin Finance and Credit Institution", "Pishgaman Finance and Credit Institution (Ati)", "Kosar Finance and Credit Institution" and "Askariye Credit Institution" have been added to the national money and banking data.

3. Including L.C. advance payments, guarantees' deposits, advance payments for transaction, retirement and saving funds of banks' employees.

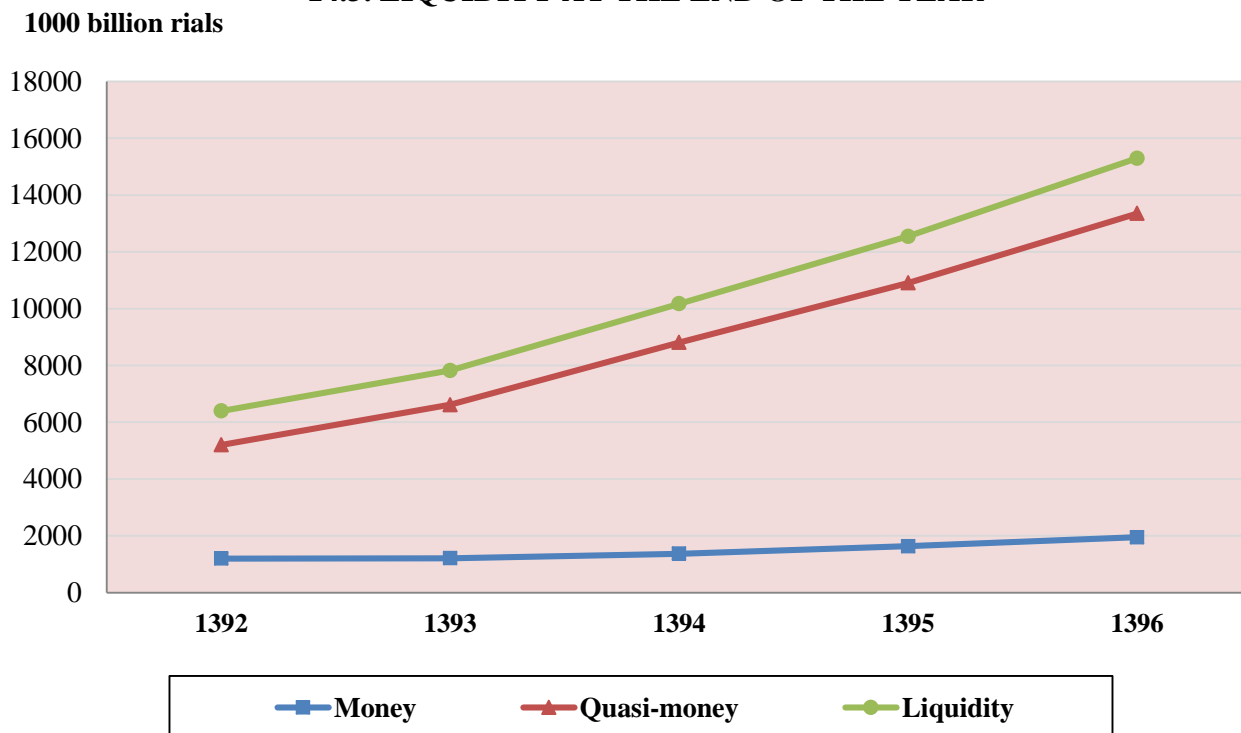
Source: Central Bank of the Islamic Republic of Iran.

14.2. OUTSTANDING BALANCE OF NON-PUBLIC SECTOR'S DEPOSITS WITH BANKING SYSTEM AT THE END OF THE YEAR



For data see Table 14.7.

14.3. LIQUIDITY AT THE END OF THE YEAR



For data see Table 14.9.

**14.10. CLAIMS BALANCE OF BANKS⁽¹⁾ ON THE PUBLIC SECTOR OUTSTANDING AT
THE END OF THE YEAR (1000 bln rials)**

Year	Total liabilities			Government			Government corporations and institutions		
	Total	Central Bank	Other banks and non-bank credit institutions	Total	Central Bank	Other banks and non-bank credit institutions	Total	Central Bank	Other banks and non-bank credit institutions
1380.....	138.5	82.4	56.1	72.2	64.6	7.6	66.3	17.7	48.5
1385.....	256.2	131.4	124.8	160.3	104.1	56.2	96.0	27.3	68.6
1390.....	638.5	218.9	419.6	488.5	93.9	394.6	150.0	125.0	25.0
1392 ⁽²⁾	1109.5	349.9	759.6	886.5	158.3	728.3	223.0	191.7	31.3
1393.....	1466.0	425.7	1040.3	1188.4	183.6	1004.8	277.6	242.1	35.5
1394.....	1738.6	520.3	1218.3	1435.4	244.1	1191.3	303.2	276.2	27.0
1395.....	2197.5	576.1	1621.4	1857.9	273.8	1584.1	339.6	302.3	37.3
1396.....	2586.1	528.0	2058.1	2294.0	269.0	2025.0	292.1	259.0	33.1

1. Including non-bank credit institutions as of the year 1380.

2 Since in the year 1392, the data related to the six banks of "Iran Zamin Bank", "Resalat Gharz-al-hasanah Bank", "Middle East Bank", "Kish International Free Zone Bank (IFB)", "Iran-Venezuela Bi-National Bank (IVBB)", and "Ghavamin Bank" as well as four non-bank credit institutions of "Salehin Finance and Credit Institution", "Pishgaman Finance and Credit Institution (Ati)", "Kosar Finance and Credit Institution" and "Askariye Credit Institution" have been added to the national money and banking Data.

Source: Central Bank of the Islamic Republic of Iran.

14.11. CLAIMS BALANCE OF BANKS⁽¹⁾ AND NON-BANK CREDIT INSTITUTIONS ON NON-PUBLIC SECTOR BY TYPE OF FACILITIES AT THE END OF THE YEAR

(1000 bln rials)

Description	Year							
	1380	1385 ⁽²⁾	1390 ⁽²⁾	1392 ^(2,3)	1393 ⁽²⁾	1394	1395	1396
Banks and non-bank credit institutions	242 .5	1226 .2	3516 .8	5408 .2	6309 .1	7362 .2	9177 .2	10918 .5
Facilities extended ⁽⁴⁾	231 .4	1146 .8	3360 .1	5141 .5	5995 .6	6962 .1	8692 .3	10421 .6
Direct investment and legal partnership	6 .1	32 .9	97 .8	209 .6	250 .7	328 .2	412 .2	397 .9
Loans and credits extended ⁽⁵⁾	5 .1	46 .5	58 .9	57 .0	62 .8	71 .9	72 .7	99 .0
Commercial banks	168 .9	775 .1	739 .7	864 .0	963 .9	1142 .5	1405 .0	1746 .6
Facilities extended ⁽⁴⁾	159 .1	715 .0	715 .6	835 .0	920 .0	1072 .7	1309 .1	1648 .3
Direct investment and legal partnership	5 .1	22 .4	13 .0	14 .6	25 .6	38 .7	65 .2	67 .2
Loans and credits extended ⁽⁵⁾	4 .7	37 .8	11 .2	14 .4	18 .3	31 .1	30 .7	31 .1
Specialized banks	72 .5	281 .6	1005 .6	1409 .9	1613 .5	1823 .1	2062 .4	2382 .2
Facilities extended ⁽⁴⁾	71 .2	272 .3	990 .7	1396 .2	1597 .1	1800 .0	2028 .3	2346 .7
Direct investment and legal partnership	1 .0	6 .2	9 .3	12 .3	14 .7	18 .9	30 .9	30 .3
Loans and credits extended ⁽⁵⁾	0 .4	3 .2	5 .6	1 .4	1 .8	4 .2	3 .2	5 .2
Private banks and non-bank credit institutions	1 .1	169 .5	1771 .5	3134 .2	3731 .7	4396 .6	5709 .8	6789 .7
Facilities extended ⁽⁴⁾	1 .1	159 .6	1653 .8	2910 .3	3478 .5	4089 .4	5354 .9	6426 .6
Direct investment and legal partnership	//	4 .3	75 .5	182 .7	210 .4	270 .6	316 .1	300 .4
Loans and credits extended ⁽⁵⁾	//	5 .5	42 .1	41 .2	42 .7	36 .6	38 .8	62 .7

1. Including profits and revenues of coming years.

2. Revised figures.

3. Since in the year 1392, the data related to the six banks of "Iran Zamin Bank", "Resalat Gharz-al-hasaneh Bank", "Middle East Bank", "Kish International Free Zone Bank (IFB)", "Iran-Venezuela Bi-National Bank (IVBB)", and "Ghavamin Bank" as well as four non-bank credit institutions of "Salehin Finance and Credit Institution", "Pishgaman Finance and Credit Institution (Ati)", "Kosar Finance and Credit Institution" and "Askariye Credit Institution" have been added to the national money and banking data.

4. Referring to facilities extended by banks based upon the Usury-free Banking Law (excluding direct investment and legal partnership), debt purchase and property transactions.

5. Including loans and credits extended, former housing loans, customers' indebtedness for letters of credits, paid guarantee, customers' indebtedness for exchange rate differential, participation papers, former claims and protested promissory notes.

Source: Central Bank of the Islamic Republic of Iran.

**14.12. CLAIMS BALANCE OF BANKS⁽¹⁾ AND NON-BANK CREDIT INSTITUTIONS ON
NON-PUBLIC SECTOR FOR EXTENDED FACILITIES⁽¹⁾ BY TYPE OF ISLAMIC
CONTRACTS AT THE END OF THE YEAR**
(1000 bln rials)

Description	Year							
	1380	1385	1390	1392 ⁽²⁾	1393	1394	1395	1396
<i>Banks and non-bank credit institutions</i>	237.4	1179.7	3456.6	5347.9	6240.9	7292.8⁽³⁾	9101.1	10823.2
Installment sale.....	148.4	568.1	1043.1	1493.6	1835.9	1799.9	2325.9	2863.0
Murabaha	000	000	000	000	000	269.5	478.1	872.9
Istisna	000	000	000	000	000	000	000	1.3
Mozarebah.....	13.1	90.6	126.2	147.7	156.1	171.2	168.7	170.7
Civil partnership.....	20.4	176.4	1268.5	2251.9	2615.4	3206.2	3851.6	4092.1
Ghardh-al-hasaneh (interest-free loan).....	10.6	40.8	178.5	281.4	316.9	365.9	462.7	595.2
Hire purchase.....	1.6	34.8	24.6	24.6	28.0	17.6	30.3	35.6
Forward transactions	17.8	57.2	20.1	17.2	25.9	25.9	30.5	64.1
Legal partnership.....	3.9	21.4	67.8	160.1	192.8	248.5	332	317.6
Direct investment	2.2	11.5	30.0	49.4	57.9	79.7	80.2	80.3
Jualah.....	3.7	59.6	149.7	251.9	286.4	305.9	324.5	448.7
Other facilities ⁽⁴⁾	15.7	117.3	548.1	670.0	725.9	802.5	1016.6	1281.7
<i>Commercial banks</i>	164.2	737.3	727.8	848.7	944.7	1110.5⁽³⁾	1367.6	1713.1
Installment sale.....	95.0	350.2	218.2	242.5	315.4	257.2	296.9	551.0
Murabaha	000	000	000	000	000	58.9	97.6	134.6
Istisna	000	000	000	000	000	000	000	1.3
Mozarebah.....	11.2	59.4	36.1	38.7	37.1	43.9	52.0	58.3
Civil partnership.....	15.3	90.5	141.0	224.8	253.1	373.8	477.4	386.0
Ghardh-al-hasaneh (interest-free loan).....	9.5	33.9	56.4	62.8	69.4	84.4	102.3 ⁽⁵⁾	127.9
Hire purchase	1.1	8.1	6.6	7.2	8.7	4.9	12.7	13.6
Forward transactions	14.6	49.9	12.2	6.7	10.4	10.1	15.1	21.0
Legal partnership.....	3.1	12.8	0.8	5.2	9.4	13.1	40.5	42.5
Direct investment	2	9.6	0.5	9.4	16.2	25.6	24.7	24.7
Jualah.....	3.4	45.3	75.8	97.1	103.7	112.9	108.4	186.9
Other facilities ⁽⁴⁾	9	77.4	168.5	154.4	121.4	125.7	140.0	165.3

**14.12. CLAIMS BALANCE OF BANKS⁽¹⁾ AND NON-BANK CREDIT INSTITUTIONS ON
NON-PUBLIC SECTOR FOR EXTENDED FACILITIES⁽¹⁾ BY TYPE OF ISLAMIC
CONTRACTS AT THE END OF THE YEAR (continued) (bln rials)**

Description	Year							
	1380	1385	1390	1392 ⁽²⁾	1393	1394	1395	1396
Specialized banks.....	72.1	278.4	1004.1	1409.3	1612.4	1802.4^{3c}	2060.9	2381.9
Installment sale.....	52.9	183.1	533.6	832.8	1020.6	1126.9	1241.7	1363.2
Murabaha	000	000	000	000	000	1.9	52.8	129.5
Istisna	000	000	000	000	000	000	000	//
Mozarebah.....	1.8	2.6	5.6	6.7	6.6	8.6	9.0	8.6
Civil partnership.....	5.1	36.5	326.8	377.9	352.8	387.6	418.9	427.1
Ghardh-al-Hasaneh (interest-free loan).....	1.1	6.3	37.5	28.4	30.6	37.9	47.3 ⁽⁵⁾	59.5
Hire purchase	0.5	3.8	4.5	4.4	4.8	4.9	5.0	9.8
Forward transactions	3.0	7.0	7.2	8.7	11.6	14.6	13.8	17.5
Legal partnership.....	0.7	6.0	7.1	9.0	10.1	13.6	25.6	24.4
Direct investment	0.3	0.2	2.3	3.3	4.6	5.3	5.3	5.9
Jualah.....	00	3.6	16.4	50.9	67.0	77.3	88.3	105.9
Other facilities ⁽⁴⁾	6.7	29.4	63.1	87.2	103.8	123.8	153.2	230.5
Private banks and non-bank credit institutions	1.1	163.9	1724.7	3089.8	3683.8	4362.8⁽³⁾	5672.6	6728.2
Installment sale.....	0.5	34.8	291.3	418.3	499.9	415.8	787.3	948.8
Murabaha	000	000	000	000	000	191.6	327.7	608.8
Istisna	000	000	000	000	000	000	000	//
Mozarebah.....	0.1	28.6	84.5	102.3	112.4	118.7	107.7	103.8
Civil partnership.....	//	49.4	800.7	1649.3	2009.5	2444.8	2955.3	3279
Ghardh-al-hasaneh (interest- free loan)	//	0.6	84.5	190.2	216.9	243.6	313.1 ⁽⁵⁾	407.8
Hire purchase	//	22.9	13.6	13.0	14.5	7.8	12.6	12.2
Forward transactions	0.1	0.3	0.7	1.8	3.9	1.2	1.6	25.6
Legal partnership.....	//	2.6	52.7	146.0	173.4	221.8	265.9	250.7
Direct investment	//	1.8	22.8	36.8	37.0	48.8	50.2	49.7
Jualah.....	0.3	10.8	57.5	103.9	115.6	115.7	127.8	155.9
Other facilities ⁽⁴⁾	//	10.5	316.4	428.4	500.7	553.0	723.4	885.9

1. Including profits and revenues of coming years.

2. Since in the year 1392, the data related to the six banks of "Iran Zamin Bank", "Resalat Gharz-al-hasaneh Bank", "Middle East Bank", "Kish International Free Zone Bank (IFB)", "Iran-Venezuela Bi-National Bank (IVBB)", and "Ghavamin Bank" as well as four non-bank credit institutions of "Salehin Finance and Credit Institution", "Pishgaman Finance and Credit Institution (Ati)", "Kosar Finance and Credit Institution" and "Askariye Credit Institution" have been added to national money and banking data.

3. Since the month of Tir of the year 1394, statistics of extended facilities by Murabaha and Istisna contracts are added to the different types of extended facilities by Islamic contracts.

4. Including property transactions outstanding, overdue debts, matured liabilities and debt purchase as of the year 1387.

5. Revised figures.

Source: Central Bank of the Islamic Republic of Iran.

**14.13. SHARE OF DIFFERENT ECONOMIC SECTORS FROM CHANGES IN THE FACILITIES
EXTENDED BY BANKS**

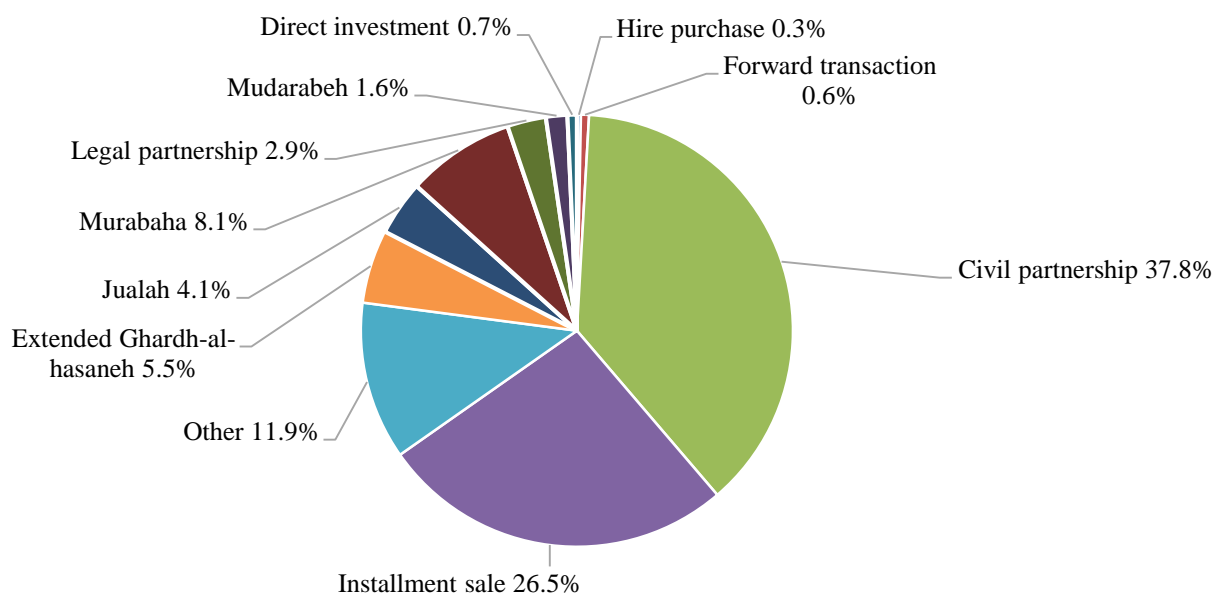
(percent)

Description	Total	Agriculture	Construction and housing	Manufacturing and mining	Services
<i>Total</i>					
1380.....	100.0	17.6	24.7	36.7	21.0
1385 ⁽¹⁾	100.0	15.9	23.3	21.0	39.8
1390.....	100.0	7.3	38.0	15.3	39.4
1392.....	100.0	10.7	27.6	18.3	43.4
1393.....	100.0	10.1	28.8	16.6	44.5
1394.....	000	000	000	000	000
1395.....	000	000	000	000	000
1396.....	000	000	000	000	000
<i>Commercial banks</i>					
1380.....	100.0	8.6	18.8	47.2	25.4
1385.....	100.0	15.2	11.2	26.9	46.7
1390.....	100.0	4.1	28.1	26.4	41.4
1392.....	100.0	16.8	56.2	0.8	26.2
1393.....	100.0	5.9	33.1	2.3	58.7
1394.....	000	000	000	000	000
1395.....	000	000	000	000	000
1396.....	000	000	000	000	000
<i>Specialized banks</i>					
1380.....	100.0	49.1	45.0	-0.4	6.3
1385.....	100.0	33.0	69.2	4.5	-6.7
1390.....	100.0	15.2	74.0	4.3	6.5
1392.....	100.0	29.5	52.7	5.3	12.5
1393.....	100.0	39.5	54.9	8.2	-2.6
1394.....	000	000	000	000	000
1395.....	000	000	000	000	000
1396.....	000	000	000	000	000
<i>Private banks</i>					
1390.....	100.0	2.9	16.4	19.8	60.9
1392.....	100.0	4.2	16.4	24.5	54.9
1393.....	100.0	4.1	21.1	22.8	52.0
1394.....	000	000	000	000	000
1395.....	000	000	000	000	000
1396.....	000	000	000	000	000

1. Including statistics on non-bank credit institutions as of the year 1385.

Source: Central Bank of the Islamic Republic of Iran.

14.4. SHARE OF ISLAMIC CONTRACTS FROM FACILITIES EXTENDED BY BANKS AND NON-BANK CREDIT INSTITUTIONS, THE YEAR 1396



For data see Table 14.12.

14.14. OUTSTANDING FACILITIES EXTENDED BY SPECIALIZED BANKS TO NON-PUBLIC SECTOR BY MAJOR ECONOMIC SECTORS
(1000 bln rials)

Year	Total	Agriculture	Manufacturing and mining	Housing construction	Export	Services and miscellaneous
1380.....	000	000	000	000	000	000
1385.....	000	000	000	000	000	000
1390.....	833.0	182.4	57.5	538.8	9.2	45.1
1392 ⁽¹⁾	2362.2	222.3	706.0	287.1	305.4	841.4
1393 ⁽²⁾	3414.2	255.8	1064.9	404.5	433.1	1255.8
1394.....	1413.0	365.4	93.0	859.6	9.5	85.3
1395.....	7679.0	679.4	1421.8	1807.8	31.6	3738.4
1396.....	000	000	000	000	000	000

1. Since in the year 1392, the data related to the six banks of "Iran Zamin Bank", "Resalat Gharz-al-hasanah Bank", "Middle East Bank", "Kish International Free Zone Bank (IFB)", "Iran-Venezuela Bi-National Bank (IVBB)", and "Ghavamin Bank" as well as four non-bank credit institutions of "Salehin Finance and Credit Institution", "Pishgaman Finance and Credit Institution (Ati)", "Kosar Finance and Credit Institution" and "Askariye Credit Institution" have been added to the national money and banking data.

2. Ghardh-al-hasanah Mehr Bank changed into a private bank as of Shahrivar of the year 1393.

Source: Central Bank of the Islamic Republic of Iran.

14.15. SUMMARY OF PARTICIPATION PAPERS ISSUED AT THE END OF THE YEAR (1000 bln rials)

Year	Number of projects	Total issued amount	Sold amount	Matured amount	Not-matured amount	Provisional profit rate (percent)
1380.....	11	16.1	15.5	6.2	19.7	0.17
1385.....	18	45.7	38.0	19.3	86.9	5.15
1390.....	25	92.2	47.9	000	000	0.20 .0.17 .0.16 .5.15
1392.....	15	88.9	43.4	000	000	0.23 .0.20
1393.....	000	32.5	7.1 ^{1c}	000	000	0.22
1394.....	000	108.2	49.6	000	000	0.21 .0.18
1395.....	000	145.6	46.7	000	000	0.21 .0.18 .0.16 .0.15
1396.....	000	101.5	50.6	000	000	0.20 .0.16 .0.15

1. The amount of 4870 billion rials of sold papers in the year 1393 is related to participation paper issued by municipalities in the year 1392.

Source: Central Bank of the Islamic Republic of Iran.

14.16. NATIONAL FOREIGN DEBTS AT THE END OF THE YEAR (mln dollars)

Year	Total	Short term	Mid-term and long term
1385.....	23514	9100	14414
1390.....	19185	10320	8865
1392.....	6655	777	5878
1393.....	5107	432	4676
1394.....	7476	2019	5456
1395.....	8481	3312 ⁽¹⁾	5170
1396.....	10910	4197	6713

1. Revised figures.

Source: Central Bank of the Islamic Republic of Iran.

**14.17. AVERAGE RATES OF MAJOR EXCHANGE IN THE FORMAL EXCHANGE MARKET
AND FREE MARKET (INTERBANK AND MAIN) (rials)**

Year	Formal market				
	Dollar	Euro	Pound	100 JPY (100 Japanese Yen)	Swiss franc
1385	9195 ⁽¹⁾	11744 ⁽¹⁾	17312 ⁽¹⁾	7872 ⁽¹⁾	7410 ⁽¹⁾
1390	10962	15120	17502	13898	12451
1392	21253	28552	33885	21213	23225
1393	26509	33813 ⁽¹⁾	42858 ⁽¹⁾	24314 ⁽¹⁾	28591 ⁽¹⁾
1394	29580	32619 ⁽¹⁾	44655 ⁽¹⁾	24595 ⁽¹⁾	30424 ⁽¹⁾
1395	31389	34485	41180	29018	31802
1396	34214	39949	45277	30846	35231

Year	Free market				
	Dollar	Euro	Pound	100 JPY (100 Japanese Yen)	Swiss franc
1385	9226	11839	17437	7865	7450
1390	13568	18679	21889	17053	15083
1392	31839	42637	50380	31945	34666
1393	32801 ⁽¹⁾	41980	52986	30163	35484
1394	34501 ⁽¹⁾	38215	52042 ⁽¹⁾	28780	35506 ⁽¹⁾
1395	36440	40390	48019	34030	37234
1396	40453	48080	54458	37167	42642

1. Revised figures.

Source: Central Bank of the Islamic Republic of Iran.

14.18. PREMIUMS RECEIVED BY TYPE OF INSURANCE**(bln rials)**

Type of insurance	Year							
	1380	1385	1390	1392	1393	1394	1395	1396
Insurance market.....	4827	23649	70870	129954	159192.0	189819.7	213456.8	260100.5
Fire	518	1787	3918	5879	0.8769	10137.2	11768.0	13643.1
Cargo	390	912	815	1594	2559.2	2619.3	2623.7	3056.0
Accident.....	152	446	1147	1899	1887.3	2291.1	2556.5	2889.2
Driver accidents.....	278	871	2089	6088	7373.3	9049.0	10329.4	12973.4
Car body	507	3387	6046	10285	12626.0	13914.5	13947.3	16078.7
Third party and surplus...	1612	10722	30802	51629	65979.2	70501.0	80682.2	95198.7
Health	639	2104	15021	30501	34773.0	51184.9	59420.8	75505.7
Ship (hull).....	21	77	801	2023	1283.9	1493.9	1190.8	1240.6
Aircraft	53	323	606	1349	1694.4	1505.4	1941.9	2134.9
Engineering	75	523	1451	2004	4684.1	5277.3	5329.5	7673.5
Money.....	5	27	74	103	68.0	78.1	78.0	89.5
Responsibility.....	166	1050	4082	8318	10655.2	11021.6	12445.8	14719.5
Credit.....	//	147	487	203	9.2	3.9	0.9	2.5
Oil and energy	//	616	1075	2048	1156.0	1226.3	1777.4	2143.3
Life	394	653	2424	5964	5547.5	9471.5	8981.8	12635.3
Other.....	17	4	32	69	126.5	44.5	382.9	116.6

Source: Central Insurance of Iran.

14.19. CLAIMS INCURRED BY TYPE OF INSURANCE**(bln rials)**

Type of insurance	Year							
	1380	1385	1390	1392	1393	1394	1395	1396
Insurance market.....	3931	17620	54052	116022	137666 .6	157836 .1	177921 .9	217091 .4
Fire	135	331	1144	2457	3315 .4	4352 .8	6231 .2	7123 .2
Cargo	61	238	262	411	766 .6	753 .1	741 .6	768 .5
Accident.....	92	200	381	657	678.0	1057 .2	1199 .2	1411.0
Driver accidents.....	121	332	720	2780	6442 .5	4730 .9	7683 .6	9719 .1
Car body	262	2657	4170	6612	8220 .3	8603 .7	9700 .7	11039 .7
Third party and surplus.....	2090	10764	27662	53553	69878 .2	73633	77231 .8	88773 .3
Health	666	1378	15094	35801	33775 .5	46762 .7	56026 .8	74382 .9
Ship (hull).....	23	84	483	537	999 .8	1300 .3	249 .4	931 .3
Aircraft	19	189	120	69	572 .8	680 .7	1231 .7	390 .9
Engineering	12	-180	540	981	1890 .4	2122 .4	1652 .8	4804 .9
Money.....	3	7	11	20	13 .2	7 .6	7 .9	7 .1
Responsibility	114	621	1653	6835	6583 .1	7857 .1	7991 .4	9085 .4
Credit.....	//	144	47	310	46.0	-103 .6	6 .8	-12 .9
Oil and energy	//	312	152	675	104 .7	1027 .4	1218 .4	713 .1
Life	313	540	1596	4298	4338 .2	5325 .3	6925 .5	8193 .9
Other.....	19	2	17	24	42 .7	-274 .5	-176 .9	-240.0

Source: Central Insurance of Iran.

14.20. COEFFICIENT OF CLAIMS PAID BY TYPE OF INSURANCE**(percent)**

Type of insurance	Year							
	1380	1385	1390	1392	1393	1394	1395	1396
Insurance market	81 .4	74 .5	76 .3	89 .3	86 .4	83 .2	83 .4	83 .5
Fire	26 .1	18 .5	29 .2	41 .8	37 .8	42 .9	53.0	52 .2
Cargo	15 .7	26 .1	32 .2	25 .8	30.0	28 .8	28 .3	25 .1
Accident	60 .5	44 .8	33 .2	34 .6	35 .9	46 .1	46 .9	48 .8
Driver accidents.....	43 .4	38 .2	34 .4	45 .7	87 .4	52 .3	74 .4	74 .9
Car body	51 .7	78 .5	69.0	64 .3	65 .1	61 .8	69 .6	68 .7
Third party and surplus	129 .7	100 .4	89 .8	103 .7	105 .9	104 .4	95 .7	93 .3
Health	104 .3	65 .5	100 .5	117 .4	97 .1	91 .4	94 .3	98 .5
Ship (hull)	107 .1	109.0	60 .3	26 .5	77 .9	87.0	20 .9	75.0
Aircraft	36 .2	58 .5	19 .7	5 .1	33 .8	45 .2	63 .4	18 .3
Engineering	15 .6	xx	37 .2	49.0	40 .4	40 .2	31.0	62 .6
Money	66.0	25 .4	15 .5	19 .4	19 .4	9 .7	10 .2	7 .9
Responsibility	68 .5	59 .1	40 .5	82 .2	61 .8	71 .3	64 .2	61 .7
Credit	xx	97 .7	9 .7	152 .9	498 .9	xx	755 .6	xx
Oil and energy	xx	50 .6	14 .1	33.0	9 .1	83 .8	68 .6	33 .3
Life	79 .6	82 .7	65 .8	72 .1	78 .2	56 .2	77 .1	64 .8
Other	110 .5	68 .3	52.0	35 .2	33 .8	xx	xx	xx

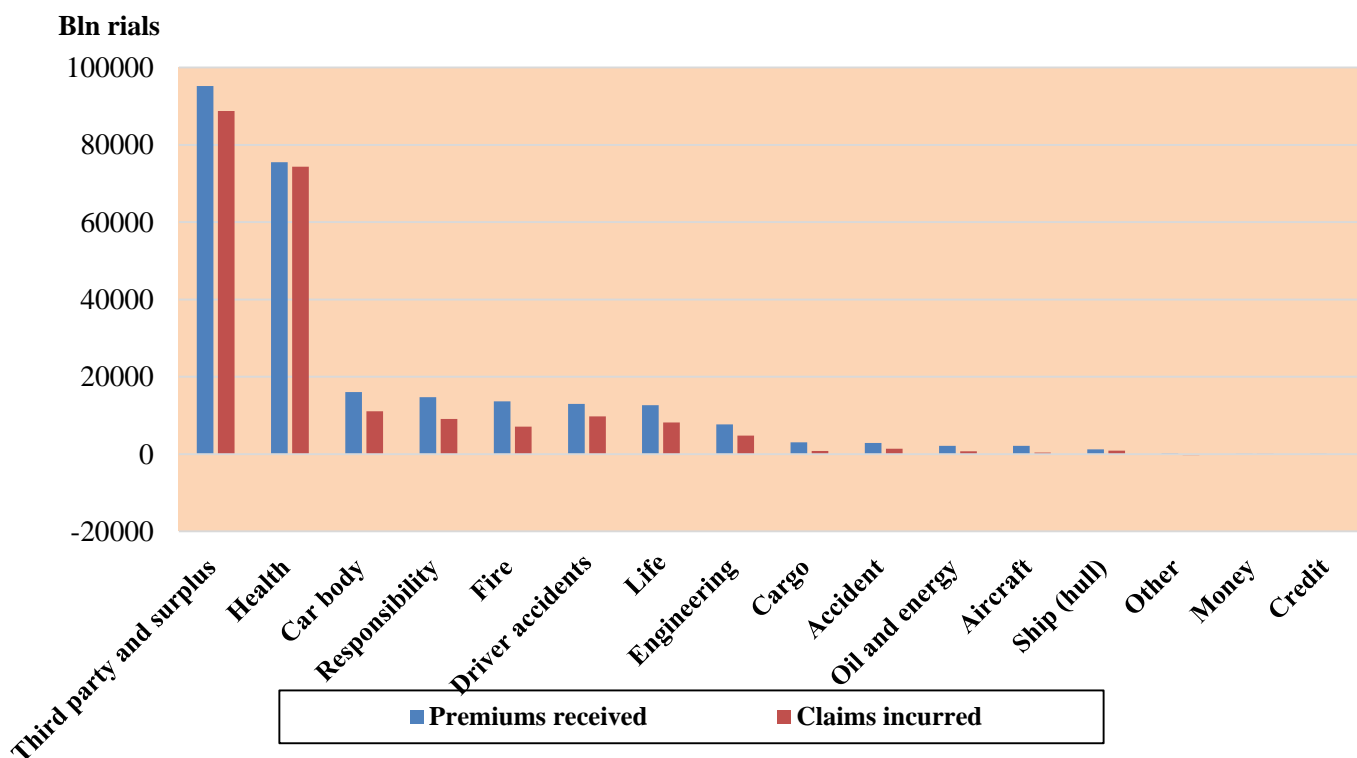
Source: Central Insurance of Iran

14.21. NUMBER OF CORPORATIONS ACCEPTED ON STOCK EXCHANGE BY MARKETS

Market types	Year					
	1390	1392	1393	1394	1395	1396
Total	385	367	379	387	409	405
Bound(debt) market	×	3	7	24	30	31
Derivative markets.....	11	16	34	34	36	25
Primarymarket	137	131	128	127	129	131
Secondary market	237	216	206	198	203	206
Exchange traded funds market.....	×	1	4	4	11	12

Source: Tehran Stock Exchange (Public Company)

14.5. PREMIUMS RECEIVED AND CLAIMS INCURRED IN THE INSURANCE MARKET BY TYPE OF INSURANCE, THE YEAR 1396



For data see Tables 14.18 and 14.19.

14.22. CORPORATIONS ACCEPTED ON TEHRAN STOCK EXCHANGE BY INDUSTRIES⁽¹⁾

Industry	Year					
	1390	1392	1393	1394	1395	1396
Total	385	367	379	387	409	405
Medical, optical and measurement instruments	1	1	1	1	1	1
Mining of coal	1	1	1	1	1	1
Exploitation of other mines	1	1	1	1	1	1
Extraction of oil, gas and related services except exploration.....	2	1	1	5	3	3
Mining of metallic minerals	11	11	13	12	15	14
Information and communication	×	×	×	×	×	1
Real estates and properties, housing mass production	14	13	15	14	14	12
Publishing, printing and reproduction of media.....	1	1	1	1	1	1
Banks and credit institutes.....	11	12	16	17	17	12
Insurance and retirement fund excluding social security ..	4	6	5	6	6	6
Wholesale trade except motor vehicles	×	×	×	×	×	1
Wholesale and retail trade of motor vehicles	×	×	×	×	×	1
Transport, storage and communications.....	5	6	5	5	5	6
Technical and engineering services.....	4	5	3	3	3	2
Motor vehicle and manufacture of accessories	32	37	35	37	37	38
Tanning, dressing of leather and manufacture of footwear.....	1	1	1	1	1	1
Computer and related activities.....	5	5	6	5	7	8
Farming and related services activities	1	1	1	1	1	1
Manufacture of communication equipment and apparatus	2	1	1	1	1	1
Manufacture of metal products	9	7	5	5	5	6
Other non-metallic mineral products.....	20	12	11	11	11	11
Other financial intermediations	5	5	5	5	6	6
Investments	18	19	20	19	18	18
Cement, lime and gypsum	30	30	34	32	32	31
Multi -industry corporations.....	5	5	6	7	7	4
Exchange Traded funds.....	×	1	4	4	11	12
Electricity, gas, steam and warm water supply	×	×	×	2	2	3
Oil products, coke and nuclear fuels	7	6	9	8	10	11
Transportation logistics and support activities	×	×	×	2	2	1
Support activities for intermediat financial institutions ...	×	×	×	×	2	4
Manufacture of basic metals	28	25	26	24	24	25
Lump sugar and sugar	15	12	12	12	12	12
Tiles and ceramics	10	11	10	10	10	9
Rubber and plastic products	10	8	6	7	7	7
Machinery and equipment	17	14	12	11	11	11
Electrical equipment and apparatus.....	12	8	8	8	8	9
Chemical products.....	33	39	39	36	37	37
Food products and beverages, excluding lump sugar and sugar	25	20	22	21	21	20
Paper and paper products	4	2	2	2	2	2
Wood and wood products.....	2	2	1	1	1	1
Telecommunications.....	2	4	4	4	6	4
Manufacture of textiles.....	3	3	3	2	2	2
Pharmaceutical products and materials	31	29	30	31	31	35
Financial and monetary intermediations	2	1	2	3	5	3
Industrial contract working	1	1	2	9	12	10

1. Revised figures.

Source: Tehran Stock Exchange.

**14.23. VOLUME AND VALUE OF SHARES TRANSACTED OF ACCEPTED CORPORATIONS
ON TEHRAN STOCK EXCHANGE BY INDUSTRIES**

(mln shares-bln rials)

Industry	Year					
	1390		1392		1393	
	Volume	Value	Volume	Value	Volume	Value
Total	73188.8	226692.5	189790.2	975719.0	165478.2	559352.4
Medical, optical and measurement instruments.....	32.4	456.2	167.3	2240.9	125.9	1352.6
Mining of coal.....	70.1	404.0	101.5	471.0	51.9	188.5
Exploitation of other mines.....	0.9	2.9	35.7	282.3	55.5	398.1
Extraction of oil, gas and related services except exploration.....	1979.1	9105.5	625.7	3410.5	497.7	2881.3
Mining of metallic minerals.....	2100.5	12358.1	3477.1	24582.5	5648.4	19299.4
Information and communication.....	×	×	×	×	×	×
Real estates and properties, housing mass production.....	1660.9	3117.4	4237.7	12485.2	4907.7	12931.7
Publishing, printing and reproduction of media.....	4.9	16.7	11.7	112.1	29.3	385.5
Banks and credit institutes.....	14439.7	34663.1	36442.7	79677.1	36230.0	51808.7
Insurance and retirement fund excluding social security.....	968.8	3403.2	3608.7	5590.2	2132.4	3058.9
Wholesale trade except motor vehicles.....	×	×	×	×	×	×
Wholesale and retail trade of motor vehicles.....	×	×	×	×	×	×
Transport, storage and communications.....	759.2	3024.3	827.7	3821.9	1097.3	4147.7
Technical and engineering services.....	1069.2	3892.2	4124.7	23603.8	1354.6	10163.4
Motor vehicle and manufacture of accessories.....	7272.4	19395.6	24110.4	54120.1	38875.7	78719.5
Tanning, dressing of leather and manufacture of footwear.....	0.1	0.5	1.7	5.7	6.2	37.1
Computer and related activities.....	574.1	5037.3	2061.8	12226.9	1507	6053.2
Farming and related services activities.....	7.3	0.119	7.1	198.4	5.9	179.2
Manufacture of communication equipment and apparatus.....	52.3	50.8	59.0	291.5	43.1	159.4
Manufacture of metal products.....	1288.8	3001.6	2367.7	10938.5	2596.6	9123.8
Other non-metallic mineral products.....	443.1	1145.8	1145.6	10006.2	863.5	5550.2
Other financial intermediations.....	568.0	1432.2	3452.4	6222.7	4683.7	8729.8
Investments.....	9089.3	14869.4	17037.4	37299.9	13699.4	19574.5
Cement, lime and gypsum.....	1175.9	2720.3	4532.8	21405.0	4067	12021.0
Multi -industry corporations.....	4536.4	16562.9	6338.2	34844.2	8147.7	28176.6
Exchange Traded funds.....	×	×	76.9	769.7	111.6	1132.9
Electricity, gas, steam and warm water supply.....	×	×	×	×	×	×
Oil products, coke and nuclear fuels.....	2634.8	8556.1	7529.6	122682.7	3967.7	24307.9
Transportation logistics and support activities.....	×	×	×	×	×	×
Support activities for intermediat financial institutions.....	×	×	×	×	×	×
Manufacture of basic metals.....	6764.3	26503.4	14785.6	95041.1	0.8289	31389.2
Lump sugar and sugar.....	619.9	4811.6	499.7	5269.1	0.747	2251.6
Tiles and ceramics.....	488.3	1425.0	738.9	3436.5	393.8	1303.6
Rubber and plastic products.....	550.7	836.5	725.9	3909.3	891.6	2779.1
Machinery and equipment.....	383.2	700.7	1924.0	4867.8	3194.2	9334.8
Electrical equipment and apparatus.....	814.4	3668.2	1636.8	8568.7	1827.9	9113.7
Chemical products.....	3595.9	20298.6	38403.2	332105.6	13454.3	161969
Food products and beverages, excluding lump sugar and sugar.....	1594.8	4400.6	3252.2	17411.5	2366.9	10536.7
Paper and paper products.....	29.8	72.4	97.3	719.0	148.3	593.2
Wood and wood products.....	1.5	9.5	35.0	158.3	20.0	88.0
Telecommunications.....	1390.4	4836.4	3092.4	12754.8	1943.6	11768.8
Manufacture of textiles.....	5.0	18.8	7.0	80.0	1.5	17.1
Pharmaceutical products and materials.....	1008.9	4492.4	2188.3	18066.1	1487.4	10994.2
Financial and monetary intermediations.....	3447.6	7670.5	17.0	29.5	1.9	1859.9
Industrial contract working.....	1765.7	3612.9	6.0	6012.3	5.0	4972.4

**14.23. VOLUME AND VALUE OF SHARES TRANSACTED OF ACCEPTED CORPORATIONS
ON TEHRAN STOCK EXCHANGE BY INDUSTRIES (continued) (mln shares-bl n rials)**

Industry	Year					
	1394		1395		1396	
	Volume	Value	Volume	Value	Volume	Value
Total	228063.0	561607.2	256771.9	638540.0	262998.8	643119.6
Medical, optical and measurement instruments ..	126.0	1976.5	102.7	6195.6	7.2	152.1
Mining of coal	106.7	180.8	422.3	1160.7	280.6	892.5
Exploitation of other mines	82.3	435.7	822.4	1869.1	395.9	1801.1
Extraction of oil, gas and related services except exploration	634.8	52808.9	800.8	39466.0	232.0	18720.9
Mining of metallic minerals	3554.5	0.8033	12764.0	27623.7	21221.0	49017.1
Information and communication	×	×	×	×	1471.9	6285.8
Real estates and properties, housing mass production	6397.1	11855.0	5133.5	10244.7	5173.3	8992.5
Publishing, printing and reproduction of media..	121.9	472.4	63.8	402.0	39.7	448.0
Banks and credit institutes.....	61207.8	80020.3	23994.9	31634.8	14060.4	15406.6
Insurance and retirement fund excluding social security	2400.8	3882.1	4114.1	7829.3	1732.3	2958.8
Wholesale trade except motor vehicles.....	×	×	×	×	0.9	855.0
Wholesale and retail trade of motor vehicles	×	×	×	×	0.8	849.0
Transport, storage and communications.....	1757.9	8302.0	1353.8	5000.0	1724.3	5562.0
Technical and engineering services.....	1746.9	14085.8	637.0	5571.4	669.2	5383.4
Motor vehicle and manufacture of accessories ...	53670.6	100792.1	81145.7	125231.1	41216.0	71304.0
Tanning, dressing of leather and manufacture of footwear.....	4.7	29.5	7.0	61.8	6.7	92.2
Computer and related activities.....	2060.9	4738.4	1787.4	10322.7	0.2265	19854.5
Farming and related services activities	18.1	473.8	28.9	313.2	68.5	275.4
Manufacture of communication equipment and apparatus	144.3	1181.8	62.0	352.0	15.0	51.9
Manufacture of metal products	3589.8	13664.4	7620.8	29698.0	3285.4	6885.2
Other non-metallic mineral products.....	1207.2	4435.5	2198.1	10400.8	2778.6	7905.4
Other financial intermediations	4264.9	8779.7	3473.8	5806.0	8197.0	5968.8
Investments	13851.2	16226.2	26319.4	50372.3	14030.1	18552.8
Cement, lime and gypsum.....	2755.6	5819.5	6817.2	7683.3	6804.9	8703.0
Multi -industry corporations.....	6059.6	13012.4	9212.8	16299.1	8157.1	12976.6
Exchange Traded funds.....	119.8	1345.5	695.2	7412.0	1940.5	20014.3
Electricity, gas, steam and warm water supply .	6761.0	26701.0	1264.3	7009.5	3139.0	8967.8
Oil products, coke and nuclear fuels	9358.5	35977.9	794.0	26944.9	12710.3	58148.0
Transportation logistics and support activities....	1.8	1757.9	0.3	349.3	//	14.4
Support activities for intermediat financial institutions	×	×	46.1	231.6	1828.8	3660.8
Manufacture of basic metals	19311.3	28542.1	21038.8	45385.1	33746.7	80557.5
Lump sugar and sugar	2889.2	5916.6	2359.7	0.5715	2026.4	7421.9
Tiles and ceramics.....	713.2	979.2	842.4	1345.9	1429.5	3851.3
Rubber and plastic products	1075.2	2433.1	1759.2	3731.8	2553.1	5833.2
Machinery and equipment.....	3422.5	5424.5	3978.2	8221.3	2701.8	5603.1
Electrical equipment and apparatus.....	2157.8	15008.7	1904.1	16331.8	2248.2	10535.6
Chemical products.....	10566.7	42148.6	15219.2	51658.6	46795.4	86592.8
Food products and beverages, excluding lump sugar and sugar.....	2787.0	6578	2345.4	6288.4	2881.7	6250.8
Paper and paper products	81.4	208.9	361.4	1239.8	667.1	3038.0
Wood and wood products.....	13.7	36.3	28.0	192.3	26.9	157.6
Telecommunications.....	1395.9	9044.2	4691.3	14525.7	10104.9	18581.6
Manufacture of textiles.....	2.1	21.6	4.1	31.8	1.7	10.0
Pharmaceutical products and materials	1625.0	10490.2	2774.2	14669.1	4077.7	15977.4
Financial and monetary intermediations	1.4	1411.1	642.4	2422.4	249.5	2080.0
Industrial contract working	16.4	16376.1	31.1	31296.4	35.7	35928.9

Source: Tehran Stock Exchange.

14.24. VOLUME AND VALUE OF SHARES TRANSACTED OF ACCEPTED CORPORATIONS ON TEHRAN STOCK EXCHANGE BY MARKETS

Year	Transaction volume	Transaction value (bln rials)	Bound(debt)market	
			Volume (sheet)	Value (bln rials)
1390	73188837461	226692 .5	×	×
1392	189790188953	975719.0	10742467	10747 .3
1393	165478201420	559352 .4	15677941	15676 .3
1394	228063040412	561607 .2	87991787	86626 .2
1395	256771884054	63854.0	92524030	93132 .5
1396	262998758638	643119 .6	82945663	83433 .2

Year	Derivative market					
	Call and put option		Put option		Future contracts	
	Volume (contract)	Value (bln rials)	Volume (contract)	Value (bln rials)	Volume (contract)	Value (bln rials)
1390	×	×	×	×	6365	245 .1
1392	×	×	13682877	0.8	94	3.0
1393	×	×	166472296	11.6	172	9.5
1394	×	×	57176850	0.6	378	11.2
1395	26092	40.5	3371098954	18.7	15	0.8
1396	816089	62.7	10367232811	534.9	0	0

Year	Exchange traded funds market		Stock market			
	Volume (unit)	Value (bln rials)	Major and transitional transactions		Minor and block transactions	
			Volume (share)	Value (bln rials)	Volume (share)	Value (bln rials)
1390	×	×	16333063181	54928 .3	56855767915	171519 .1
1392	76920328	769.7	26493554570	271637.0	163195288617	692561 .1
1393	111604159	1132.9	20538828534	165403.1	144645618318	377119.0
1394	119752369	1345.5	23199429679	46967.7	204598689349	426655.9
1395	695177463	7412.0	19637713807	47666.4	232975343693	490269.3
1396	1940456840	20014.3	42799430927	84252.6	207807876308	454821.9

Source: Tehran Stock Exchange.

14.25. GENERAL CHARACTERISTICS OF CREDIT COOPERATIVES AT THE END OF THE YEAR (mln rials)

Description	Number	Members	Employees	Capital
<i>Registered cooperatives⁽¹⁾</i>				
1380.....	1646	455606	12457	5443928
1385.....	1981	505995	13786	6563079
1390.....	2026	269585	29268	6268037
1392.....	2028	598715	38737	8746512
1393.....	2026	580595	40834	33051347
1394.....	2022	617367	38980	18713991
1395.....	2029	623953	65731	11437377
1396.....	2033	599125	67001	10901519
<i>Cooperatives under establishments</i>				
1380.....	6	696	29	379
1385.....	44	6798	146	2393
1390.....	3	431	55	703
1392.....	0	0	0	0
1393.....	0	0	0	0
1394.....	0	0	0	0
1395.....	0	0	0	0
1396.....	0	0	0	0
<i>Cooperatives in operation</i>				
1380.....	1065	374546	11331	5419732
1385.....	1286	415478	12239	6532557
1390.....	1060	391959	26132	6128484
1392.....	918	415949	31938	8078009
1393.....	852	424598	32682	31429864
1394.....	813	436803	29198	16923893
1395.....	767	409462	49404	8540870
1396.....	740	400744	51411	7925125

14.25. GENERAL CHARACTERISTICS OF CREDIT COOPERATIVES AT THE END OF THE YEAR (continued) (mln rials)

Ostan	Number	Members	Employees	Capital
East Azarbayejan	36	14172	4590	354547
West Azarbayejan.....	48	38861	523	952939
Ardebil	4	811	53	612
Esfahan	42	20170	622	1601705
Alborz.....	6	8495	1640	44959
Ilam.....	8	1784	41	6538
Bushehr.....	7	581	18	792
Tehran	146	138491	17659	3557784
Chaharmahal&Bakhtiyari.....	31	3053	523	14730
South Khorasan	3	2812	9	2020
Khorasan-e-Razavi	39	40318	734	257763
North Khorasan	3	397	555	8213
Khuzestan	18	7004	1359	75519
Zanjan.....	26	12077	133	79713
Semnan	12	4101	27	23246
Sistan&Baluchestan.....	10	3276	33	37888
Fars	31	8889	1231	89621
Qazvin	13	10067	23	38004
Qom	5	768	4	13997
Kordestan.....	50	10107	55	368810
Kerman	11	5211	81	1588
Kermanshah	37	14814	1499	8928
Kohgiluyeh&Boyerahmad.....	7	1243	559	21233
Golestan.....	8	4726	210	17622
Gilan	24	4374	382	85536
Lorestan	10	288	105	945
Mazandaran	26	24903	17772	152654
Markazi.....	18	3534	53	12884
Hormozgan	6	1380	72	7252
Hamedan.....	18	4773	29	21782
Yazd	37	9264	817	65301

1. Including cooperatives in operation, out of operation and under establishment.

Source: Ministry of Cooperatives, Labor and Social Welfare.

