

Introduction

Banks, credit institutions, insurance companies, Tehran Stock Exchange, Ghardh-al-hasaneh (interest-free) funds, retirement funds, and investment companies comprise the financial institutions of the country. A short history of statistical activities and data collection methods of these institutions is as follows:

1. Monetary and bank: monetary and banking data collection dates back to the year 1307 when the Bank Melli Iran (The National Bank of Iran) was founded. As of 1314 the activity was enhanced by the establishment of the Statistical and Economic Researches Bureau in the Bank. The Central Bank of the I. R. of Iran took the responsibility over as it was founded in the year 1339.

At the time being, the Central Bank of the I.R. of Iran collects and releases the monetary and banking information based on the reports it regularly receives from the banks across the nation. It is necessary to mention that since the year 1392, the data related to the six banks including "Iran Zamin Bank", "Resalat Gharz-al-hasaneh Bank", "Middle East Bank", "Kish International Free Zone Bank (IFB)", "Iran-Venezuela Bi-National Bank (IVBB)", and "Ghavamin Bank" as well as the data of four non-bank credit institutions such as "Salehin Finance and Credit Institution", "Pishgaman Finance and Credit Institution (Ati)", "Kosar Finance and Credit Institution" and "Askariye Credit Institution" have been added to money and banking data.

2. Insurance: Iran Insurance Co. Ltd. was established in the year 1314. Insurance data collection, however, was started in the year 1339 after the foundation of the Bureau of Statistics and Information of the company. The Bureau experienced reorganization in the year 1345 and resumed data collection with more improved facilities.

The Central Insurance of Iran, which was founded in the year 1350 to lead and supervise insurance activities, entrusted production, and release of statistical information to its statistics bureau. At present, the insurance-related data are collected and disseminated by the Central Insurance of Iran by

using the documents of different insurance companies.

3. Stock exchange: Tehran Stock Exchange Market has been in charge of collecting register data of national securities stocks exchanges since the year 1346. Stock exchange tables were revised in the year 1396.

4. Other financial activities: in addition to the above activities, some other activities are carried out by credit cooperatives to meet the financial needs of members. The data on such activities have been received and disseminated as register data from the Ministry of Cooperatives since the year 1370. Moreover, there are financial activities by Ghardh-al-Hasaneh funds and some other credit institutions whose statistical data have not been collected so far in a comprehensive way.

Information and statistics which appeared in this chapter include the number of banking units, amount of their assets and liabilities, changes in the banks' resources and uses, liquidity, public, and non-public sector's deposits with banks and their debts to the banks, the credits provided by banks to the non-public sector by economic sectors, the status of participation papers issued, national external debts, average foreign exchange rate, premiums received and claims paid in the insurance market of the country, transactions of shares in the stock exchange by volume and value as well as and market and industries, and specifications of the credit cooperatives.

Definitions and concepts

Banking operations: activities such as accepting deposits, granting banking facilities, dealing in bills and drafts (promissory notes), exchange transactions, operations related to bonds and securities, money transfers within the country, as stipulated by law.

Banking unit: any branch, agency or counter of a bank.

Banking system: the whole body of public and private banks as well as non-bank credit institutions and the Central Bank of the I. R. of Iran.

Specialized banks: are banks engaging in certain economic activities that use their credits for special purposes. Banks of San'at va Ma'dan (Mining and Manufacturing Bank), Maskan (Bank of Housing), Keshavarzi (Agricultural Bank), and Towse-e-ye Saderat (Exports Development Bank) are specialized banks and other banks are considered commercial banks.

Commercial banks: banks whose credit activities are not restricted to certain economic areas.

Public sector: refers to the government, corporations, government institutions as well as municipalities.

Non-public sector: refers to all private sectors, the Islamic Revolution institutions, and certain companies sponsored by the ministries.

Banking facilities extended to the public sector: facilities extended by the banking system to the government and affiliated corporations and institutions as well as municipalities. Facilities may be in the form of granting direct credits or purchasing government securities (treasury bonds and securities).

Banking facilities extended to non-public sector: credits granted by the banking system to the private sector since the year 1363 through different Islamic contracts according to the act of usury - free banking operations and approved regulations. These contracts include legal partnership, civil partnership, installment sales, direct investment, Modharaba, Muzara'ah, Musaqat, Jo'ala, forward transactions, hire purchase, Ghardh-al-hasaneh, and debt purchase.

Legal partnership: to provide a part of the capital of a newly established company (Ltd.) or to purchase some stocks of the existing ones.

Civil partnership: joining of the shares of several natural and legal persons in cash or in-kind to form a joint venture to make a profit, under a contract.

Installment sale: transferring the ownership of some visible item to another person at a certain price received wholly or partly in equal or unequal installments at certain due dates.

Direct investment: provision of funds for the implementation of manufacturing projects and profit-making development projects by the banking system without the participation of any non-bank legal or natural persons.

Mudarabah: a financing contract under which one party (owner) provides funds (cash) and the other party (agent) provides labour and expertise and does business and the two parties share in the profit.

Mozara'ah: a contract under which one party, the land owner (Zare) transfers a certain piece of land for a fixed term to the other party (agent) to be cultivated. The resulted benefit is divided between the two parties.

Musaqat: a financial contract between the owner of trees and the like and any agent. Each party would have a certain share of the products which may include fruits, leaves, flowers, and the like.

Juala: under Jo'ala, one party, the employer (Ja'el) is committed to paying a certain amount of compensation (Ja'al) to another party, the agent, for certain work, under a contract.

Forward transaction: forward cash purchase of various products at certain prices.

Hire purchase: a kind of leasing contract which stipulates that at the end of leasing time, the lessee would own the leased asset in case he has observed all conditions mentioned in the contract.

Ghardh-al-Hasaneh: a financial arrangement in which the banks lend certain amounts to natural or legal persons according to the rules and regulations.

Non-public sector deposits: funds deposited with the banks, according to certain arrangements by natural or legal persons.

Public sector deposits and funds: the sum of funds deposited with the banking system by ministries, government agencies, and corporations.

Administered funds: funds deposited with the banks for private uses according to a certain contract or law. The banks spend such funds on behalf of the depositors on cases agreed upon without supervision.

Legal deposits: a specified percentage of sight and non-sight deposits of the public with the banks that should be kept according to the law with the Central Bank of the I. R. of Iran.

Sight deposits: deposit against which the bank ought to pay the amount included in checks on behalf of the depositor upon receipt of them. Sight deposits are also called Ghardh-al-hasaneh current deposits.

Non-sight deposits: a part of liquidity with a low rate of liquidation comparing with money, comprising Ghardh-al-hasaneh savings deposits and term investment deposits.

Ghardh-al-Hasaneh savings deposits: such deposits are not entitled to any interest; but, in order to attract and encourage depositors, the banks may give prizes in cash or kind through drawing lots.

Term investment deposits: short-term or long-term investment deposits for which the bank acts as depositor's agent and the interest gained from them

is shared between the bank and the depositor according to the Islamic contracts.

Claims on the public sector: the sum of the balances of loans granted by the banking system to ministries or government corporations according to special legal permits.

Claims on non-public sector: the sum of the balances of loans and credits granted by the banks to the private sector.

Foreign assets of the banking system: including gold and foreign exchanges as support of Iran's stocks in international institutions as well as gold and free-market foreign exchange.

Liquidity: private sector sight and non-sight deposits with the banks as well as notes and coins with the public.

Money: a part of liquidity with a high rate of liquidation, which in Iran comprises the non-public sector sight deposits with banks and notes and coins with the public.

Quasi money: a portion of the deposits of the private sector with the banks that are less liquid than the non-public sector sight deposits. Quasi money presently includes term investment deposits, Ghardh-al-hasaneh savings deposits, and other deposits.

Balance (outstanding) at the end of the year: the difference between payments and receipts of the year plus the stock at the beginning of the year.

Bank resources: capital and liabilities of the bank.

Uses of the bank: all assets of the bank.

Blocked resources: are part of the banks' resources with the Central Bank which have been blocked due to enforcement of monetary policies (determining the proportion of legal deposits, selling bonds to the banks, etc.) and are not allowed to be used by banks.

Insurance: is a contract under which one party guarantees to compensate or pay a certain amount to the other party in case of an accident or loss incurred for an agreed sum supplied by the latter. The guarantor is the insurer; the other party of the guarantee is the insured person. The sum which is paid by the insured person to the insurer is the insurance premium and the object which is insured is called "insurance subject".

Direct insurance premium: a sum directly paid by the insured to the insurer within the country and here means the insurance premium that is produced in the country.

Insurance premiums issued: the amount of direct insurance premium received in the insurance market of the country during the year concerned (according to the system based on fiscal year)

excluding indirect insurance premiums obtained through reinsurance arrangements.

Insurance premiums received: The difference between the insurance premium savings from the beginning and the end of the period with the insurance premiums of the same period.

Losses incurred: outstanding loss reserves at the beginning of the year minus (losses paid in the same period plus outstanding losses at the end of the year).

Claims paid: money paid by the insurer to the insured to compensate the losses incurred to the insured after occurrence of the accident.

Claims coefficient: the ratio of claims paid in insurance premiums received (outstanding losses and premium savings are considered in its calculation).

Reinsurance: a contract under which an insurance company (transferor) cedes whole or some of its guarantees to other acceptor insurance companies (reinsurer) in case of payment of its insurance premium to those companies. The reinsurer will pay its share of the claim.

Fire insurance: within the regulations approved by the insurance high council, the insurer guarantees to pay the losses incurred to the insured person's properties resulting from fire, explosion, and lightning. In this type of insurance policy, other kinds of risks such as earthquake, flood, thunderstorm, water leaking, pipe bursting, glass breaking, theft by breaking the protections, and a plane crash on the properties and buildings can be covered by paying an extra sum of insurance premium.

Cargo insurance: within the regulations approved by the insurance high council, the insurer guarantees to pay the losses incurred to the insured person's properties during loading, transportation, and unloading.

Accidents insurance: within the regulations approved by the insurance high council, the insurer guarantees to pay out the life damages caused by accident (death, impairment, and disability) to the insured person or the beneficiary. In this type of insurance, medical expenses and daily losses can be covered by mutual agreement and receiving extra insurance premiums.

Car (body) insurance: within the regulations approved by the insurance high council, the insurer

guarantees to pay out the incurred losses to the insured vehicle resulting from theft, fire, explosion, car accident, crash, overturning, and totally, car clash with any stable or moving object or clashing any other object with the insured car.

Third party insurance: within the regulations approved by the insurance high council, the insurer guarantees to pay the life and financial losses incurred by the third party on the basis of terms included in the insurance policy, if it is recognized that the owner of the insured vehicle is liable for the compensation of the losses resulting from car accidents.

Health insurance: within the regulations approved by the insurance high council, the insurer guarantees to pay out the insured person's medical expenses as amount as written in the insurance policy. This type of insurance is issued in a group or family in the country.

Ship insurance: within the insurance policy, the insurer guarantees the payment of indemnity for the damages caused on the body and equipment of the ship or its destruction which might result from the accidents such as collision, fire accident, sinking, stranding as well as rescue charges and owner's share from general damages as mentioned in the insurance policy.

Airplane insurance: within the insurance policy, the insurer guarantees the payment of indemnity for the damages caused on the plane or its destruction which might result from the accidents such as crashes, collision, fire accident and hijack, as mentioned in the insurance policy.

Engineering insurance: within the insurance policy, the insurer guarantees the payment of indemnity, which might result from designing, manufacturing, installation and maintenance of structures and machinery resulting from engineering responsibility. This insurance covers the losses caused from the breakdown of the machinery.

Money insurance: within the insurance policy, the insurer guarantees to pay out the incurred losses caused by theft (armed) and accident (fire, explosion, flood, etc.) to the money existent in a safe (of banks, financial institutes, etc.) or on the way of transiting. Totally, the scope of money insurance cover is divided into two sections :(1)

Money in transit and (2) Money whilst in a locked safe.

Civil responsibility Insurance: within the civil responsibility insurance policy, the insurer guarantees to pay out the insured person, as the person responsible for the indemnity payment for damages he/she has caused to third persons unintentionally. Professional responsibility insurance (physicians, paramedics, lawyers...), transportation operators' responsibility insurance, employer's responsibility to workers, builders' responsibility insurance, public and recreation places (hotel, cinema, pool, park,...) responsibility insurance are among this insurance.

Credit insurance: his type of insurance is divided into two sections: domestic and goods export credit. Within the regulations approved by the insurance high council, the domestic credit means customer's debt capacity, which is offered to the clients by economic enterprises in lieu of providing goods and services and also by banks and credit and financial institutes with the central bank's permit as financial facilities; and the claims resulting from these activities will be exposed to the risk of a payment default. According to regulations, domestic credit insurance contracts are concluded with group and just with legal persons provided that their economic activities guarantee the risk of default of the claims resulting of the credits granted to them. Paying the insured person's or beneficiary's claims in relation to selling exported goods in the form of a Letter of Credit opening contracts (L/C) and a cession of documents in lieu of payment (D/P) and documents in lieu of assurance (D/A) are the subjects of export credit insurance.

Life insurance: a contract under which the insurer guarantees to pay a certain insurance sum (capital or pension) to the insured person or designated beneficiary by the insured person.

Other types of insurance: including insurance for oil exploration and discovery, health, honesty and fidelity, non-profit making, loans and credits, and properties against the robbery.

Stock exchange: a building or place where bankers, traders, and dealers of securities meet to exchange the securities to provide the financial resources required by manufacturing enterprises.

Corporations accepted: are public joint stock companies that are accepted in the stock exchange organization whose stocks are offered for sale to the public by the stock exchange mechanism.

Primary market: stocks and rights issue are traded in this market in the form of minor, block and major transferring transactions.

Secondary market: stocks and rights issue are traded in this market in the form of minor, block and major transferring transactions.

Bound (debt) market: bounds are traded in this market.

Bound: is a security under which the issuer is obliged to pay specific amounts of money (annual interest) at specified time to the holder and repay the principal at maturity date. The holder of the bond as the lender (creditor) has the right to receive the principal and interest, but has no ownership in the company. Bond in Tehran Stock Exchange include participation papers, types of Sukuks (Islamic financial certificate) and certificates of deposit.

Market of investment funds: investment funds are traded in this market.

Investment fund: is a financial institution whose main activity is to invest in securities, and its owners are partners in the profit and loss of the fund based on their investment. The investment fund will invest the financial resources generated from the issuance of the certificate of investment in its approved activities. Types of investment funds in Tehran Stock Exchange include fixed income funds, equity (stock) funds, mixed funds, land and buildings.

Derivatives market: futures contracts, put options and call options are traded in this market.

Futures contracts: is a contract under which the seller is obliged to sell a certain number of the basic asset at the specified maturity date at a predetermined price in the contract, and in return, the buyer is obliged to buy that certain number of the basic asset at the maturity date. In order to prevent any default by either party on their contract obligations, the parties shall post a margin (performance bond) as stipulated in the contract with the broker or the clearinghouse and adjust the margin in accordance with the changes in the future price, and the broker or the clearinghouse shall have a power of attorney on behalf of the parties to possess part of the parties' margin as the permission of possession, and provide it to the other party and will have the right to use it until the settlement is made by the parties at the delivery period. The seller and buyer can delegate their obligations for a specified amount to a third party who shall undertake their commitments as their substitutes.

Put options: is a stock market instrument which gives the buyer the right to sell a specified number of basic asset at the maturity date in accordance with the obligations settlement conditions declared in the securities specifications.

Option: is a security under which the seller shall undertake, at the buyer's request, to settle in cash a

specified amount of basic asset at the strike price or in case of mutual agreement. The buyer can make the transaction at a specified time or time series in the future under the contract. The seller of the option will receive a certain amount from the buyer against this obligation. In order to prevent any default by the seller on his/her contract obligations, the seller shall post a margin (performance bond) as stipulated in the contract with the broker or the clearinghouse and adjust the option in accordance with the changes in it. Either buyer or seller can delegate their authority or obligation to a third party for a specified amount and he/she will replace them. The option may be either a put option or a call option.

Credit cooperatives: these cooperatives are responsible to meet the financial requirements of their members by granting them a variety of loans. Included are employees' credit cooperatives, labourers' credit cooperatives, and open credit (other) cooperatives.

Selected information

At the end of the year 1397, the balance of the assets of the banking system has reached more than 43534.7 thousand billion rials, which increased by 22.9 percent compared to the previous year.

In the year 1397, the total amount of liquidity (money and quasi money) was about 18828.9 thousand billion rials, which increased by 23.1 percent compared to the previous year.

Out of the total liquidity, 15.1 and 84.9 percent were money and quasi-money, respectively.

The balance of non-government sector deposits with the banking system in the year 1397 was about 18281.4 thousand billion rials, which shows a growth of 23.0 percent compared to the previous year.

Over the same year, claims of the banking system on public sector were about 3325.5 thousand billion rials, showing a rise of 28.6 percent in comparison with the year 1396.

In the year 1397, claims of banks and non-bank credit institutions on non-public sectors were about 13126.1 thousand billion rials which increased by 20.2 percent compared to the previous year.

In the year 1397, value of sold participation papers was about 39.9 thousand billion rials, indicating a decrease of 21.1 percent compared to the previous year.

In the year 1397, the external debt of the country reached 9339 million dollars, which decreased by 14.4 percent compared to the previous year.

In the year 1397, the average dollar rate in the open market was 103378 rials (a 155.6 percent rise compared to the preceding year), the rate of EURO was 120275 rials (a 150.2 percent increase in contrast to the previous year), the Pound rate was 154778 rials (a 184.2 percent increase compared to the preceding year), 100 Japanese Yen was 107289 rials (a 188.7 percent increase compared to the preceding year), the rate of Swiss Franc was 119803 rials (a181 percent growth compared to the previous rate).

In the year 1397, the highest amounts of premiums received in the insurance market of the country for three fields were as follows: third party and surplus (111.2 thousand billion rials), health (98.9 thousand billion rials) and car body insurance (22.7 thousand billion rials) showing 17.2, 31.0 and 41.1 percent increase, respectively compared to the previous year.

Over the same year, the value of the transacted shares of the eligible companies (on Tehran Stock Exchange was more than 1606.1 thousand billion rials which increased by 149.7 percent compared to the previous year.

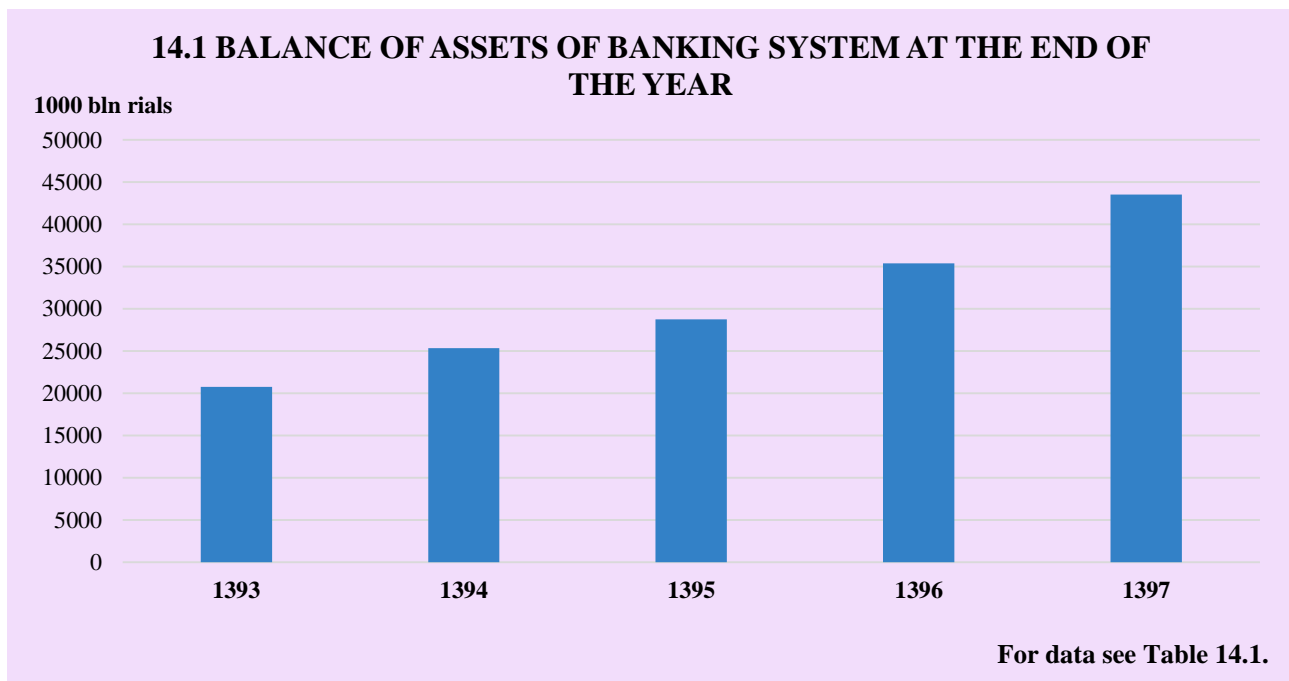
14.1. BANKING UNITS AND SUMMARY OF BALANCE OF ASSETS AND LIABILITIES OF BANKING SYSTEM ⁽¹⁾ AT THE END OF THE YEAR (1000 bln rials)

Description	Year							
	1380	1385	1390	1393	1394	1395	1396	1397
Banking units	16537.0	17905	21281	22574	22995	23415	23009	22548
Assets	702.4	0.4	9899.3	20772.5	25342.4	28770.3	35411.3	43534.7
Foreign assets	44.4	928.6	2145.7	5035.3	5823.3	5823.5	7321.5	9171.4
Claims on public sector ⁽²⁾	138.5	256.2	638.5	1466.0	1738.6	2197.5	2586.1	3325.5
Claims on non-public sector	242.5	1226.2	3516.8	6309.1	7362.2	9177.2	10918.5	13126.1
Customers' undertakings re: letters of credit, guarantees and acceptances	69.2	599.8	1451.4	2254.1	2750.7	3273.7	4280.5	4748.7
Others	207.8	671.2	2146.9	5708.1	7667.9	8298.4	10304.7	13163
Liabilities	702.4	3682.0	9899.3	20772.5	25342.4	28770.3	35411.3	43534.7
Liquidity	321.0	1284.2	3542.6	7823.8	10172.8	12533.9	15299.8	18828.9
Deposits and loans of public sector	38.0	220.6	399.5	770.2	635.5	614.4	742.4	915.9
Capital account	17.5	173.6	451.9	768.1	821.8	717.2	640.8	489.2
Foreign loans and credits and foreign exchange deposits	34.3	503.5	1308.9	3008.6	3358.7	3310.9	4466.5	5918.8
Import order registration deposits of non-public sector	//	//	//	//	//	//	//	//
Advance payments on letters of credit by public sector	3.0	1.2	3.0	5.3	2.5	0.4	0.5	1.7
Contingent liabilities re: letters of credit, guarantees and acceptances	69.2	599.8	1451.4	2254.1	2750.7	3273.7	4280.5	4748.7
Others	219.4	899.1	2744.8	6142.4	7600.4	8319.8	9980.8	12631.5

1. Excluding branches of commercial banks abroad as of the year 1380. As of the month of Esfand in the year 1388, four banks such as Saderat, Mellat, Tejarat and Refah have been classified as private banks.

2. Including public sector participation papers.

Source: Central Bank of the Islamic Republic of Iran.



**14.2. BALANCE OF ASSETS AND LIABILITIES OF CENTRAL BANK OF THE ISLAMIC
REPUBLIC OF IRAN AT THE END OF THE YEAR** (1000 bln rials)

Description	Year							
	1380	1385	1390	1393	1394	1395	1396	1397
Assets	180.7	780.1	1896.6	4472.5	4939.6	5057.2	6176.3	7310.1
Foreign assets.....	31.8	563.9	1176.6	3126.2	3517.5	3394.1	4070.1	4651.3
Notes and coins in till.....	0.3	0.6	27.5	25.7	30.6	50.1	28.4	21.6
Claims on public sector.....	82.4	131.4	218.9	425.7	520.3	576.1	528.0	958.2
Claims on banks.....	12.1	54.9	418.3	858.0	836.3	996.9	1320.3	1381.7
Customers' undertakings re: letters of credit, guarantees and acceptances.....	4.4	19.4	7.6	16.4	12.7	10.3	26.1	28.9
Others.....	49.9	9.9	47.6	20.4	22.2	29.7	203.4	268.4
Liabilities	180.7	780.1	1896.6	4472.5	4939.6	5057.2	6176.3	7310.1
Notes and coins in circulation.....	31.8	68.1	338.4	447.5	487.6	535.1	562.9	657.5
With the public.....	29.2	61.5	263.2	351.7	371.9	393.3	442.7	547.5
With banks.....	2.3	6.0	47.7	70.1	85.1	91.7	91.8	88.4
With the Central Bank.....	0.3	0.6	27.5	25.7	30.6	50.1	28.4	21.6
Deposits of banks and credit institutions ⁽¹⁾	65.6	212.5	453.6	889.7	1076.6	1313.3	1605.3	2021.0
Public sector deposits.....	34.1	149.9	292.0	392.4	338.1	373.5	470.1	666.2
Capital account ⁽²⁾	0.7	13.7	51.5	76.1	82.6	89.5	98.4	118.6
Foreign exchange liabilities	20.1	192.7	428.0	1541.5	1581.1	1469.5	1910.3	2234.8
Import order registration deposits of non-public sector.....	//	//	//	//	//	//	//	//
Advance payments on letters of credit by the public sector.....	3.0	1.2	0.3	5.3	2.5	0.4	0.5	1.7
Contingent liabilities re: letters of credit, guarantees and acceptances.....	4.4	19.4	7.6	16.4	12.7	10.3	26.1	28.9
Others.....	21.0	122.7	325.1	1103.5	1358.4	1265.6	1502.7	1581.4

1. Including banks' special term- deposits, and as of the month of Esfand in the year 1385, it includes banks foreign exchange sight deposits with the C.B.I.

2. Including precautionary and legal reserve.

Source: Central Bank of the Islamic Republic of Iran.

**14.3. SUMMARY OF BALANCE OF ASSETS AND LIABILITIES OF COMMERCIAL BANKS ⁽¹⁾
AT THE END OF THE YEAR** (1000 bln rials)

Description	Year							
	1380	1385	1390	1393	1394	1395	1396	1397
Assets	421.1	2093.8	1651.8	2637.2	3448.6	4071.9	5278.9	6317.9
Foreign assets (gold and foreign exchange).....	10.6	305.0	172.3	271.6	344.1	352.5	501.5	573.4
Notes and coins	2.0	4.4	19.7	21.1	28.3	27.7	26.5	26.0
Deposits with the Central Bank ⁽²⁾	60.8	165.3	138.0	161.6	194.6	257.2	341.4	439.1
Claims on public sector ⁽³⁾	53.5	109.1	141.7	297.2	337.0	436.2	576.6	691.6
Claims on non-public sector ..	168.9	775.1	739.7	963.9	1142.5	1405.0	1746.6	2167.4
Customers' undertakings re: letters of credit, guarantees and acceptances.....	58.4	466.1	224.6	189.5	400.7	352.6	479.4	497.8
Others	66.9	268.7	215.8	732.3	1001.4	1240.7	1606.9	1922.6
Liabilities	421.1	2093.8	1651.8	2637.2	3448.6	4071.9	5278.9	6317.9
Deposits of non-public sector.	255.1	850.7	781.3	1386.0	1726.3	2272.2	3021.8	3789.5
Claims of the Central Bank	10.1	37.3	33.5	59.2	138.8	120.2	45.1	29.2
Deposits and loans of public sector	3.7	52.2	50.6	119.8	131.4	81.0	99.7	96.2
Capital account	9.5	108.3	35.9	101.8	99.0	138.8	138.0	-25.1
Foreign exchange loans and deposits.....	13.4	274.3	140.0	169.7	194.7	255.8	376.7	446.0
Contingent liabilities re: letters of credit, guarantees and acceptances.....	58.4	466.1	224.6	189.5	400.7	352.6	479.4	497.8
Others	70.9	304.9	385.9	611.3	757.7	851.3	1118.2	1484.3

1. Excluding branches of commercial banks abroad as of the year 1380.

2. Including banks' special term- deposits, and as of the month of Esfand in the year 1385, it includes banks' foreign exchange sight deposits with the C.B.I.

3. Including public sector's participation paper.

Source: Central Bank of I. R. Iran.

14.4. BALANCE OF ASSETS AND LIABILITIES OF SPECIALIZED BANKS ⁽¹⁾ AT THE END OF THE YEAR (1000 bln rials)

Description	Year							
	1380	1385	1390	1393	1394	1395	1396	1397
Assets	97.5	477.0	1884.7	3432.4	4028.5	4679.5	5453.5	6226.3
Foreign assets (gold and foreign exchange)	2.0	44.7	189.9	394.3	510.6	630.2	766.6	1113.4
Notes and coins	0.3	0.7	5.4	8.2	10.4	11.5	12.2	11.8
Deposits with the Central Bank ⁽²⁾	4.7	14.6	35.5	75.1	77.5	84.7	114.5	138.5
Claims on public sector ⁽³⁾	1.8	6.6	98.4	327.7	385.5	458.4	545.7	584.9
Claims on non-public sector	72.5	281.6	1005.6	1613.5	1823.1	2062.4	2382.2	2732.7
Customers' undertakings re: letters of credit, guarantees and acceptances	6.0	58.1	314.8	587.9	688.7	820.1	924.8	954.3
Others	10.2	70.7	235.0	425.8	532.7	612.2	707.5	690.7
Liabilities	97.5	477.0	1884.7	3432.4	4028.5	4679.5	5453.5	6226.3
Deposits of non-public sector ⁽⁴⁾	34.8	180.7	401.6	760.8	999.4	1189.3	1579.2	1880.7
Claims of the Central Bank..	2.0	17.6	362.7	559.0	572.8	494.4	472.1	477.7
Deposits and loans of public sector	0.1	18.5	44.3	151.0	127.4	121.6	124.7	112.1
Capital account	7.0	31.8	125.5	134.7	138.7	231.3	287.8	256.7
Foreign exchange loans and deposits.....	0.9	21.0	136.5	270.2	380.0	440.7	574.8	866.6
Contingent liabilities re: letters of credit, guarantees and acceptances.....	6.0	58.1	314.8	587.9	688.7	820.1	924.8	954.3
Other	46.8	149.3	499.2	968.9	1121.5	1382.1	1490.1	1678.2

1. As of the month of Esfand in the year 1387, it includes Gharz-al-Hasaneh Mehr.. Also, since the month of Shahrivar, the year 1393, this bank has been separated from specialized public banks and classified as private banks.

2. Including banks' special term-deposits and as of the month of Esfand in the year 1385, it includes banks' foreign exchange sight deposits with the C.B.I.

3. Including public sector participation papers as of the year 1380.

4. Including deposits in Bank Maskan's Savings Fund, too.

Source: Central Bank of the Islamic Republic of Iran.

**14.5. SUMMARY OF BALANCE OF ASSETS AND LIABILITIES OF PRIVATE BANKS AND
NON-BANK CREDIT INSTITUTIONS AT THE END OF THE YEAR (1000 bln rials)**

Description	Year			
	1380	1385	1390	1393
Assets	3.0	331.1	4466.3	10230.4
Foreign assets (gold and foreign exchange)	//	14.9	606.9	1243.2
Notes and coins	//	0.9	22.6	40.9
Deposits with the Central Bank ⁽¹⁾	0.2	32.6	280.1	653.0
Claims on public sector ⁽²⁾	0.8	9.0	179.4	415.4
Claims on non-public sector	1.1	169.5	1771.5	3731.7
Customers' undertakings re: letters of credit, guarantees and acceptances.....	0.4	56.3	904.4	1460.4
Others	0.4	47.9	701.3	2686.0
Liabilities	3.0	331.1	4466.3	10230.4
Deposits of non-public sector ⁽³⁾	1.9	191.4	2096.4	5325.4
Claims of the Central Bank	//	//	22.1	239.9
Deposits and funds of public sector	//	//	12.6	106.9
Capital account.....	0.3	19.8	239.0	455.5
Foreign exchange loans and deposits	//	15.5	604.4	1027.2
Contingent liabilities re: letters of credit, guarantees and acceptances.....	0.4	56.3	904.4	1460.4
Others	0.4	48.2	587.3	1615.3

**14.5. SUMMARY OF BALANCE OF ASSETS AND LIABILITIES OF PRIVATE BANKS AND
NON-BANK CREDIT INSTITUTIONS AT THE END OF THE YEAR (continued)**

(1000 bln rials)

Description	Year			
	1394	1395	1396	1397
Assets	12925.7	14961.7	18502.6	23680.4
Foreign assets (gold and foreign exchange)	1450.8	1446.7	1983.3	2833.3
Notes and coins	46.4	52.5	53.1	50.6
Deposits with the Central Bank ⁽¹⁾	804.5	971.4	1149.4	1443.4
Claims on public sector ⁽²⁾	495.8	726.8	935.8	1090.8
Claims on non-public sector	4396.6	5709.8	6789.7	8226.0
Customers' undertakings re: letters of credit, guarantees and acceptances.....	1648.6	2090.7	2850.2	3267.7
Others	4083.0	3963.8	4741.1	6768.6
Liabilities	12925.7	14961.7	18502.6	23680.4
Deposits of non-public sector ⁽³⁾	7075.2	8679.1	10256.1	12611.2
Claims of the Central Bank	124.7	382.3	803.1	874.8
Deposits and funds of public sector	38.6	38.3	47.9	41.4
Capital account	501.5	257.6	116.6	139.0
Foreign exchange loans and deposits	1202.9	1144.9	1604.7	2371.4
Contingent liabilities re: letters of credit, guarantees and acceptances.....	1648.6	2090.7	2850.2	3267.7
Others	2334.2	2368.8	2824.0	4374.9

1. Including banks' special term- deposits as of the month of Esfand in the year 1385, it includes banks' foreign exchange sight deposits with the C.B.I.

2. Including public sector participation papers.

3. In credit institutions, it includes only temporary creditors.

Source: Central Bank of the Islamic Republic of Iran.

14.6. OUTSTANDING BALANCE OF PUBLIC SECTOR'S DEPOSITS WITH THE BANKING SYSTEM AT THE END OF THE YEAR (1000 bln rials)

Year	Total deposits			Government			Government corporations and institutions		
	Total	With the Central Bank	With other banks	Total	With the Central Bank	With other banks	Total	With the Central Bank	With other banks
1380.....	38.0	34.1	3.8	33.9	30.1	3.8	4.1	4.1	0.0
1385.....	220.6	149.9	70.8	208.5	137.8	70.8	12.1	12.1	0.0
1390.....	399.5	292.0	107.5	379.3	271.8	107.5	20.3	20.3	0.0
1393.....	770.2	392.4	377.7	728.6	350.8	377.7	41.6	41.6	0.0
1394.....	635.5	338.1	297.4	593.4	296.0	297.4	42.1	42.1	0.0
1395.....	614.4	373.5	240.9	566.7	325.8	240.9	47.7	47.7	0.0
1396.....	742.4	470.1	272.3	699.6	427.3	272.3	42.8	42.8	0.0
1397.....	915.9	666.2	249.7	861.8	612.1	249.7	54.1	54.1	0.0

Source: Central Bank of the Islamic Republic of Iran.

14.7. OUTSTANDING BALANCE OF NON-PUBLIC SECTOR'S DEPOSITS WITH THE BANKING SYSTEM⁽¹⁾ AT THE END OF THE YEAR (1000 bln rials)

Description	Year							
	1380	1385	1390	1393	1394	1395	1396	1397
Total deposits	291.8	1222.7	3279.3	7472.2	9800.9	12140.6	14857.1	18281.4
Commercial banks.....	255.1	850.7	781.3	1386.0	1726.3	2272.2	3021.8	3789.5
Specialized banks.....	34.8	180.7	401.6	760.8	999.4	1189.3	1579.2	1880.7
Private banks and non-bank credit institutions.....	1.9	191.4	2096.4	5325.4	7075.2	8679.1	10256.1	12611.2
Sight deposits	113.8	353.1	634.4	855.9	995.1	1237.0	1504.0	2304.8
Commercial banks.....	106.1	313.8	193.1	219.4	232.7	266.4	334.6	514.1
Specialized banks.....	7.6	27.9	66.2	91.0	100.0	130.3	165.5	244.9
Private banks and non-bank credit institutions.....	//	11.4	375.0	545.5	662.4	840.3	1003.9	1545.8
Non-sight deposits	178.0	869.7	2645.0	6616.3	8805.8	10903.6	13353.1	15976.6
Commercial banks.....	149.0	537.0	588.2	1166.6	1493.6	2005.8	2687.2	3275.4
Specialized banks.....	27.1	152.7	335.4	669.9	899.4	1059.0	1413.7	1635.8
Private banks and non-bank credit institutions.....	1.9	180.0	1721.4	4779.8	6412.8	7838.8	9252.2	11065.4

1. Excluding the data for abroad branches of the commercial banks as of the year 1380.

Source: Central Bank of the Islamic Republic of Iran.

14.8. OUTSTANDING BALANCE OF BANKS AND NON-BANK CREDIT INSTITUTIONS' DEPOSITS WITH THE CENTRAL BANK AT THE END OF THE YEAR (1000 bln rials)

Description	Year							
	1380	1385	1390	1393	1394	1395	1396	1397
Total deposits	65.6	212.5	453.6	889.7	1076.6	1313.3	1605.3	2021.0
Commercial banks.....	60.8	165.3	138.0	161.6	194.6	257.2	341.4	439.1
Specialized banks.....	4.7	14.6	35.5	75.1	77.5	84.7	114.5	138.5
Private banks and non-bank credit institutions.....	0.2	32.6	280.1	653.0	804.5	971.4	1149.4	1443.4
Legal deposits	50.8	184.8	357.3	850.4	1019.6	1253.9	1543.4	1948.0
Commercial banks.....	48.0 ⁽¹⁾	139.3	88.3	153.2	169.4	224.3	309.0	410.7
Specialized banks.....	2.7	13.9	30.2	65.6	71.7	78.0	108.0	131.3
Private banks and non-bank credit institutions.....	0.2	31.7	238.8	631.6	778.5	951.6	1126.4	1406.0
Sight and term investment deposits	14.8	27.7	96.3	39.3	57.0	59.4	61.9	73.0
Commercial banks.....	12.8	26.1	49.7	8.4	25.2	32.9	32.4	28.4
Specialized banks.....	2.0	0.7	5.3	9.5	5.8	6.7	6.5	7.2
Private banks and non-bank credit institutions.....	//	0.9	41.3	21.4	26	19.8	23.0	37.4

1. Including adjustments made in advance payments on letters of credit

Source: Central Bank of the Islamic Republic of Iran.

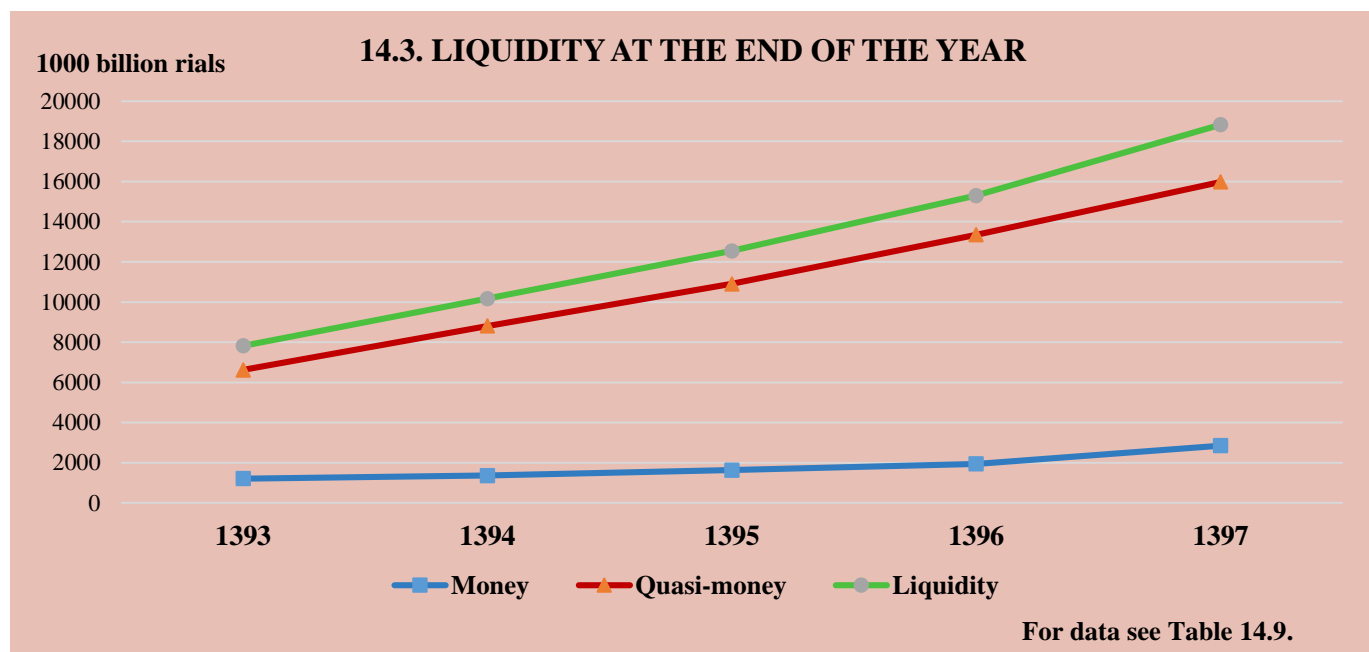
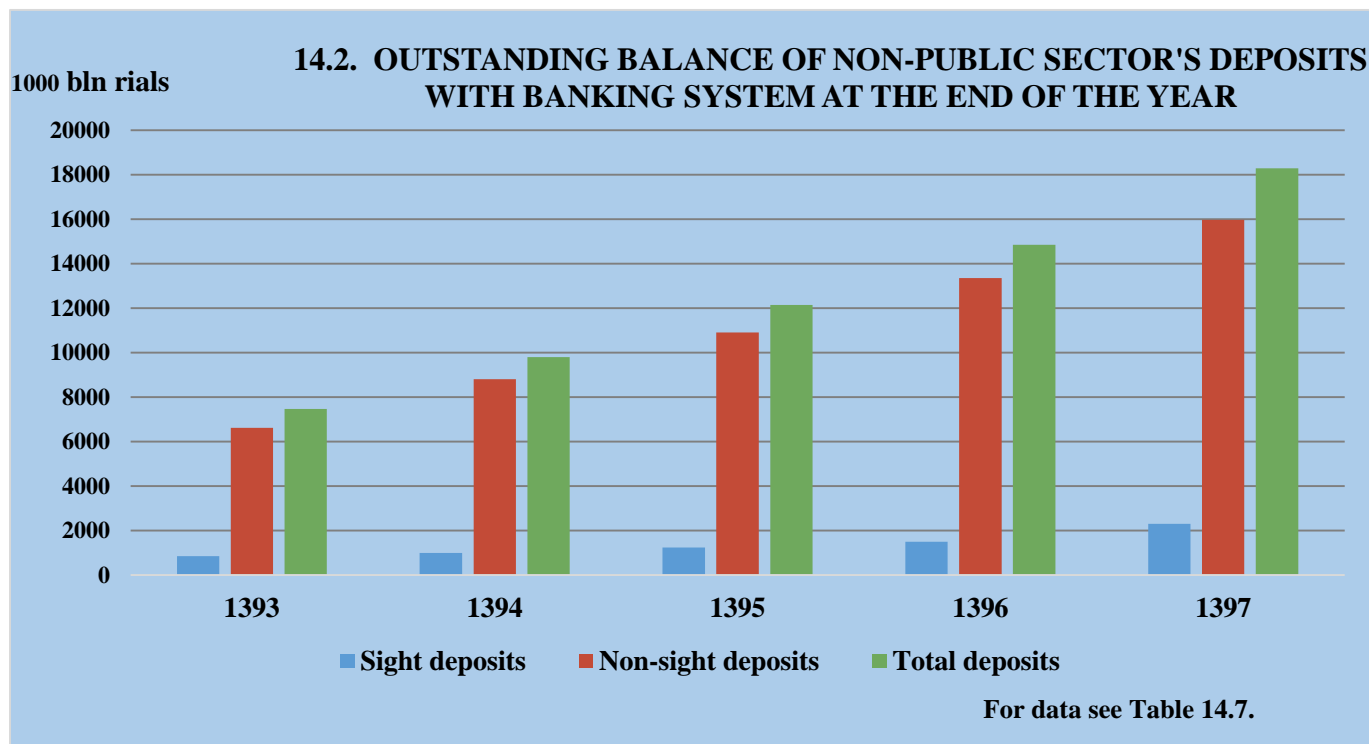
14.9. LIQUIDITY ⁽¹⁾ AT THE END OF THE YEAR (1000 bln rials)

Description	Year							
	1380	1385	1390	1393	1394	1395	1396	1397
Liquidity	321.0	1284.2	3542.6	7823.8	10172.8	12533.9	15299.8	18828.9
Money	143.0	414.5	897.6	1207.6	1367.0	1630.3	1946.7	2852.3
Notes and coins with the public.....	29.2	61.5	263.2	351.7	371.9	393.3	442.7	547.5
Sight deposits of non-public sector.....	113.8	353.1	634.4	855.9	995.1	1237.0	1504.0	2304.8
Quasi money	178.0	869.7	2645.0	6616.3	8805.8	10903.6	13353.1	15976.6
Ghardh-al-hasaneh savings account deposits.....	29.8	133.5	255.8	390.9	469.8	602.9	801.9	1026.5
Term investment deposits.....	141.1	707.1	2297.9	6100.9	8187.4	10123.1	12339.1	14646.0
Short-term.....	67.0	353.7	869.9	2692.5	3700.2	5286.2	3935.5	5848.9
Long-term.....	74.1	353.4	1428.0	3408.4	4487.2	4836.9	8403.6	8797.1
Miscellaneous deposits ⁽²⁾	7.1	29.0	91.3	124.5	148.6	177.6	212.1	304.1

1. Including non-bank credit institutions.

2. Including L.C. advance payments, guarantees' deposits, advance payments for transaction, retirement and saving funds of banks' employees.

Source: Central Bank of the Islamic Republic of Iran.



14.10. CLAIMS BALANCE OF BANKS ⁽¹⁾ ON THE PUBLIC SECTOR OUTSTANDING AT THE END OF THE YEAR (1000 bln rials)

Year	Total liabilities			Government			Government corporations and institutions		
	Total	Central Bank	Other banks and non-bank credit institutions	Total	Central Bank	Other banks and non-bank credit institutions	Total	Central Bank	Other banks and non-bank credit institutions
1380.....	138.5	82.4	56.1	72.2	64.6	7.6	66.3	17.7	48.5
1385.....	256.2	131.4	124.8	160.3	104.1	56.2	96.0	27.3	68.6
1390.....	638.5	218.9	419.6	488.5	93.9	394.6	150.0	125.0	25.0
1393.....	1466.0	425.7	1040.3	1188.4	183.6	1004.8	277.6	242.1	35.5
1394.....	1738.6	520.3	1218.3	1435.4	244.1	1191.3	303.2	276.2	27.0
1395.....	2197.5	576.1	1621.4	1857.9	273.8	1584.1	339.6	302.3	37.3
1396.....	2586.1	528.0	2058.1	2294.0	269.0	2025.0	292.1	259.0	33.1
1397.....	3325.5	958.2	2367.3	3041.3	731.2	2310.1	284.2	227.0	57.2

1. Including non-bank credit institutions.

Source: Central Bank of the Islamic Republic of Iran.

14.11. CLAIMS BALANCE OF BANKS ⁽¹⁾ AND NON-BANK CREDIT INSTITUTIONS ON NON-PUBLIC SECTOR BY TYPE OF FACILITIES AT THE END OF THE YEAR

(1000 bln rials)

Description	Year							
	1380	1385	1390	1393	1394	1395	1396	1397
<i>Banks and non-bank credit institutions</i>	242 .5	1226 .2	3516 .8	6309 .1	7362 .2	9177 .2	10918 .5	13126.1
Facilities extended ⁽²⁾	231 .4	1146 .8	3360 .1	5995 .6	6962 .1	8692 .3	10421 .6	12533.3
Direct investment and legal partnership.....	6 .1	32 .9	97 .8	250 .7	328 .2	412 .2	397 .9	467.2
Loans and credits extended ⁽³⁾	5 .1	46 .5	58 .9	62 .8	71 .9	72 .7	99.0	125.6
<i>Commercial banks</i>	168 .9	775 .1	739 .7	963 .9	1142 .5	1405.0	1746 .6	2167.4
Facilities extended ⁽²⁾	159 .1	715.0	715 .6	920.0	1072 .7	1309 .1	1648 .3	2065.3
Direct investment and legal partnership.....	5 .1	22 .4	13.0	25 .6	38 .7	65 .2	67 .2	66.5
Loans and credits extended ⁽³⁾	4 .7	37 .8	11 .2	18 .3	31 .1	30 .7	31 .1	35.6
<i>Specialized banks</i>	72 .5	281 .6	1005 .6	1613 .5	1823 .1	2062 .4	2382 .2	2732.7
Facilities extended ⁽²⁾	71 .2	272 .3	990 .7	1597 .1	1800.0	2028 .3	2346 .7	2687.7
Direct investment and legal partnership.....	1.0	6 .2	9 .3	14 .7	18 .9	30 .9	30 .3	32.3
Loans and credits extended ⁽³⁾	0 .4	3 .2	5 .6	1 .8	4 .2	3 .2	5 .2	12.6
<i>Private banks and non-bank credit institutions</i>	1 .1	169 .5	1771 .5	3731 .7	4396 .6	5709 .8	6789 .7	8226.0
Facilities extended ⁽²⁾	1 .1	159 .6	1653 .8	3478 .5	4089 .4	5354 .9	6426 .6	7780.2
Direct investment and legal partnership.....	//	4 .3	75 .5	210 .4	270 .6	316 .1	300 .4	368.4
Loans and credits extended ⁽³⁾	//	5 .5	42 .1	42 .7	36 .6	38 .8	62 .7	77.4

1. Including profits and revenues of coming years.

2. Referring to facilities extended by banks based upon the Usury-free Banking Law (excluding direct investment and legal partnership), debt purchase and property transactions.

3. Including loans and credits extended, former housing loans, customers' indebtedness for letters of credits, paid guarantee, customers' indebtedness for exchange rate differential, participation papers, former claims and protested promissory notes.

Source: Central Bank of the Islamic Republic of Iran.

**14.12. CLAIMS BALANCE OF BANKS AND NON-BANK CREDIT INSTITUTIONS ON
NON-PUBLIC SECTOR FOR EXTENDED FACILITIES ⁽¹⁾ BY TYPE OF ISLAMIC
CONTRACTS AT THE END OF THE YEAR (1000 bln rials)**

Description	Year							
	1380	1385	1390	1393	1394	1395	1396	1397
<i>Banks and non-bank credit institutions</i>	237.4	1179.7	3456.6	6240.9	7292.8⁽²⁾	9101.1	10823.2	13001.7
Installment sale	148.4	568.1	1043.1	1835.9	1799.9	2325.9	2863.0	3842.1
Murabaha	000	000	000	000	269.5	478.1	872.9	1376.2
Istisna	000	000	000	000	000	000	1.3	1.8
Mozarebah.....	13.1	90.6	126.2	156.1	171.2	168.7	170.7	163.3
Civil partnership.....	20.4	176.4	1268.5	2615.4	3206.2	3851.6	4092.1	4070.7
Ghardh-al-hasaneh (interest-free loan)	10.6	40.8	178.5	316.9	365.9	462.7	595.2	784.9
Hire purchase.....	1.6	34.8	24.6	28.0	17.6	30.3	35.6	72.5
Forward transactions	17.8	57.2	20.1	25.9	25.9	30.5	64.1	115.7
Legal partnership.....	3.9	21.4	67.8	192.8	248.5	332	317.6	393.9
Direct investment	2.2	11.5	30.0	57.9	79.7	80.2	80.3	73.3
Jualah.....	3.7	59.6	149.7	286.4	305.9	324.5	448.7	605.6
Other facilities ⁽³⁾	15.7	117.3	548.1	725.9	802.5	1016.6	1281.7	1501.6
<i>Commercial banks</i>	164.2	737.3	727.8	944.7	1110.5⁽²⁾	1367.6	1713.1	2127.0
Installment sale	95.0	350.2	218.2	315.4	257.2	296.9	551.0	858.8
Murabaha	000	000	000	000	58.9	97.6	134.6	159.7
Istisna	000	000	000	000	000	000	1.3	1.8
Mozarebah.....	11.2	59.4	36.1	37.1	43.9	52.0	58.3	71.4
Civil partnership.....	15.3	90.5	141.0	253.1	373.8	477.4	386.0	314.0
Ghardh-al-hasaneh (interest-free loan)	9.5	33.9	56.4	69.4	84.4	102.3	127.9	167.9
Hire purchase	1.1	8.1	6.6	8.7	4.9	12.7	13.6	17.6
Forward transactions	14.6	49.9	12.2	10.4	10.1	15.1	21.0	33.4
Legal partnership.....	3.1	12.8	0.8	9.4	13.1	40.5	42.5	43.1
Direct investment	2.0	9.6	0.5	16.2	25.6	24.7	24.7	23.4
Jualah	3.4	45.3	75.8	103.7	112.9	108.4	186.9	244.7
Other facilities ⁽³⁾	9.0	77.4	168.5	121.4	125.7	140.0	165.3	191.2

14.12. CLAIMS BALANCE OF BANKS AND NON-BANK CREDIT INSTITUTIONS ON NON-PUBLIC SECTOR FOR EXTENDED FACILITIES ⁽¹⁾ BY TYPE OF ISLAMIC CONTRACTS AT THE END OF THE YEAR (continued) (bln rials)

Description	Year							
	1380	1385	1390	1393	1394	1395	1396	1397
Specialized banks	72.1	278.4	1004.1	1612.4	1802.4⁽²⁾	2060.9	2381.9	2727.5
Installment sale	52.9	183.1	533.6	1020.6	1126.9	1241.7	1363.2	1475.5
Murabaha	000	000	000	000	1.9	52.8	129.5	226.9
Istisna	000	000	000	000	000	000	//	//
Mozarebah.....	1.8	2.6	5.6	6.6	8.6	9.0	8.6	7.4
Civil partnership.....	5.1	36.5	326.8	352.8	387.6	418.9	427.1	403.3
Ghardh-al-Hasaneh (interest-free loan).....	1.1	6.3	37.5	30.6	37.9	47.3	59.5	80.3
Hire purchase	0.5	3.8	4.5	4.8	4.9	5.0	9.8	40.7
Forward transactions	3.0	7.0	7.2	11.6	14.6	13.8	17.5	25.5
Legal partnership.....	0.7	6.0	7.1	10.1	13.6	25.6	24.4	25.3
Direct investment	0.3	0.2	2.3	4.6	5.3	5.3	5.9	7.0
Jualah	//	3.6	16.4	67.0	77.3	88.3	105.9	147.0
Other facilities ⁽³⁾	6.7	29.4	63.1	103.8	123.8	153.2	230.5	288.6
Private banks and non-bank credit institutions.....	1.1	163.9	1724.7	3683.8	4362.8⁽²⁾	5672.6	6728.2	8147.2
Installment sale	0.5	34.8	291.3	499.9	415.8	787.3	948.8	1507.8
Murabaha	000	000	000	000	191.6	327.7	608.8	989.6
Istisna	000	000	000	000	000	000	//	//
Mozarebah.....	0.1	28.6	84.5	112.4	118.7	107.7	103.8	84.5
Civil partnership.....	//	49.4	800.7	2009.5	2444.8	2955.3	3279	3353.4
Ghardh-al-hasaneh (interest-free loan)	//	0.6	84.5	216.9	243.6	313.1	407.8	536.7
Hire purchase	//	22.9	13.6	14.5	7.8	12.6	12.2	14.2
Forward transactions	0.1	0.3	0.7	3.9	1.2	1.6	25.6	56.8
Legal partnership.....	//	2.6	52.7	173.4	221.8	265.9	250.7	325.5
Direct investment	//	1.8	22.8	37.0	48.8	50.2	49.7	42.9
Jualah	0.3	10.8	57.5	115.6	115.7	127.8	155.9	213.9
Other facilities ⁽³⁾	//	10.5	316.4	500.7	553.0	723.4	885.9	1021.9

1. Including profits and revenues of coming years.

2. Since the month of Tir of the year 1394, statistics of extended facilities by Murabaha and Istisna contracts are added to the different types of extended facilities by Islamic contracts.

3. Including properties of transactions, outstanding, overdue debts as well as debt purchase as of the year 1387.

Source: Central Bank of the Islamic Republic of Iran.

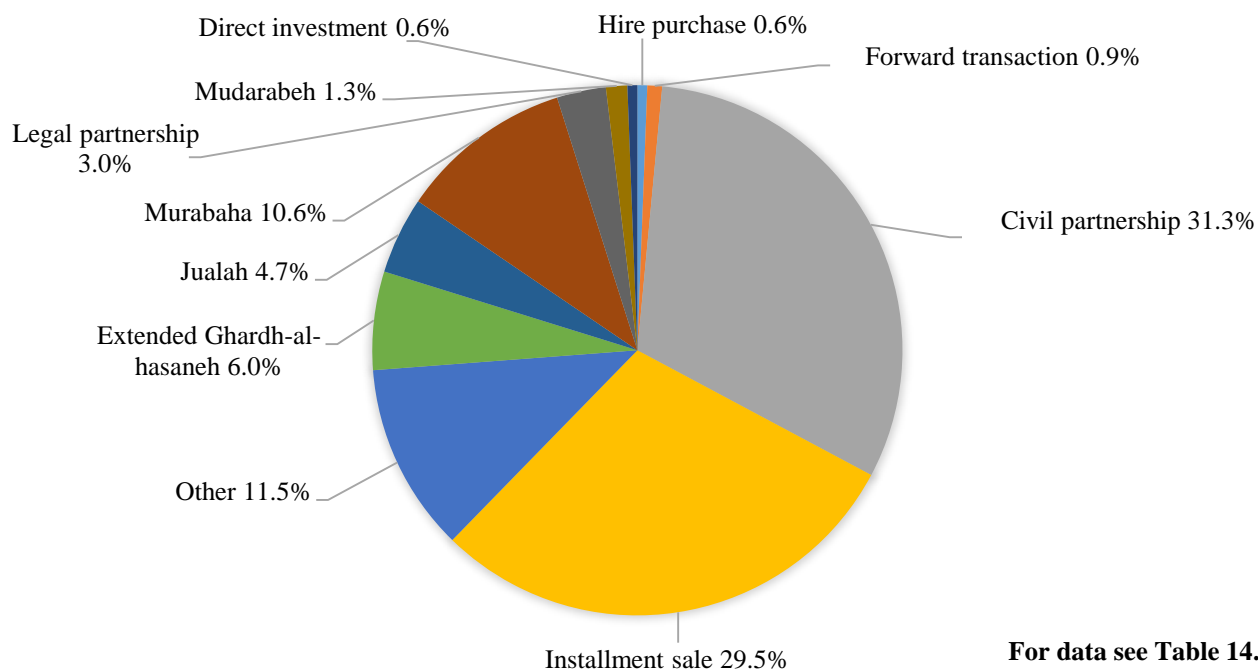
**14.13. SHARE OF DIFFERENT ECONOMIC SECTORS FROM CHANGES IN THE FACILITIES
EXTENDED BY BANKS AND YEAR (percent)**

Description	Total	Agriculture	Construction and housing	Manufacturing and mining	Services
<i>Total⁽¹⁾</i>					
1380.....	100.0	17.6	24.7	36.7	21.0
1385.....	100.0	15.9	23.3	21.0	39.8
1390.....	100.0	7.3	38.0	15.3	39.4
1393.....	100.0	10.1	28.8	16.6	44.5
1394.....	000	000	000	000	000
1395.....	000	000	000	000	000
1396.....	000	000	000	000	000
1397.....	000	000	000	000	000
<i>Commercial banks</i>					
1380.....	100.0	8.6	18.8	47.2	25.4
1385.....	100.0	15.2	11.2	26.9	46.7
1390.....	100.0	4.1	28.1	26.4	41.4
1393.....	100.0	5.9	33.1	2.3	58.7
1394.....	000	000	000	000	000
1395.....	000	000	000	000	000
1396.....	000	000	000	000	000
1397.....	000	000	000	000	000
<i>Specialized banks</i>					
1380.....	100.0	49.1	45.0	-0.4	6.3
1385.....	100.0	33.0	69.2	4.5	-6.7
1390.....	100.0	15.2	74.0	4.3	6.5
1393.....	100.0	39.5	54.9	8.2	-2.6
1394.....	000	000	000	000	000
1395.....	000	000	000	000	000
1396.....	000	000	000	000	000
1397.....	000	000	000	000	000
<i>Private banks</i>					
1390.....	100.0	2.9	16.4	19.8	60.9
1393.....	100.0	4.1	21.1	22.8	52.0
1394.....	000	000	000	000	000
1395.....	000	000	000	000	000
1396.....	000	000	000	000	000
1397.....	000	000	000	000	000

1. Including statistics on non-bank credit institutions as of the year 1385.

Source: Central Bank of the Islamic Republic of Iran.

**14.4. SHARE OF ISLAMIC CONTRACTS FROM FACILITIES
EXTENDED BY BANKS AND NON-BANK CREDIT INSTITUTIONS, THE
YEAR 1397**



For data see Table 14.12.

14.14. NET OUTSTANDING FACILITIES EXTENDED BY SPECIALIZED BANKS TO NON-PUBLIC SECTOR BY MAJOR ECONOMIC SECTORS (1000 bln rials)

Year	Total	Agriculture	Manufacturing and mining	Housing construction	Export	Services and miscellaneous
1380.....	000	000	000	000	000	000
1385.....	000	000	000	000	000	000
1390.....	833.0	182.4	57.5	538.8	9.2	45.1
1393 ⁽¹⁾	3414.2	255.8	1064.9	404.5	433.1	1255.8
1394.....	1413.0	365.4	93.0	859.6	9.5	85.3
1395.....	7679.0	679.4	1421.8	1807.8	31.6	3738.4
1396.....	000	000	000	000	000	000
1397.....	000	000	000	000	000	000

1. Ghardh-al-hasaneh Mehr Bank changed into a private bank as of Shahrivar of the year 1393.

Source: Central Bank of the Islamic Republic of Iran.

14.15. SUMMARY OF PARTICIPATION PAPERS ISSUED AT THE END OF THE YEAR (1000 bln rials)

Year	Number of projects	Total issued amount	Sold amount	Matured amount	Not-matured amount	Provisional profit rate (percent)
1380.....	11	16.1	15.5	6.2	19.7	17.0
1385.....	18	45.7	38.0	19.3	86.9	15.5
1390.....	25	92.2	47.9	000	000	20.0,17.0,16.0,15.5
1393.....	000	32.5	7.1 ⁽¹⁾	000	000	22.0
1394.....	000	108.2	49.6 ⁽²⁾	000	000	21.0,18.0
1395.....	000	145.6	46.7 ⁽³⁾	000	000	21.0,18.0,16.0,15.0
1396.....	000	101.5	50.6 ⁽⁴⁾	000	000	20.0,16.0,15.0
1397.....	000	88.5	39.9	000	000	15.0,18.0,20.0

1. The amount of 4870 billion rials of sold papers in the year 1393 was related to participation paper issued by Municipalities in the year 1392.

2. The amount of 16166 billion rials of sold papers in the year 1394 was related to participation paper issued in the year 1393.

3. The amount of 42 thousand billion rials of sold papers in the year 1395 was related to participation paper issued from the budget laws of the years 1392-94.

4. The amount of 50633 billion rials of sold papers in the year 1396 was related to participation paper issued in the year 1394 and 1395.

Source: Central Bank of the Islamic Republic of Iran

14.16. EXTERNAL (FOREIGN) DEBTS OF THE COUNTRY AT THE END OF THE YEAR**(mln dollars)**

Year	Total	Short term	Mid-term and long term
1385.....	23514	9100	14414
1390.....	19185	10320	8865
1393.....	5107	432	4676
1394.....	7476	2019	5456
1395.....	8481	3312	5170
1396.....	10910	4197	6713
1397.....	9339	2151	7187

Source: Central Bank of the Islamic Republic of Iran

14.17. AVERAGE RATES OF MAJOR EXCHANGES IN THE FORMAL EXCHANGE MARKET AND FREE MARKET (INTERBANK AND MAIN)**(rials)**

Year	Formal market				
	Dollar	Euro	Pound	100 JPY (100 Japanese Yen)	Swiss franc
1385.....	9195	11744	17312	7872	7410
1390.....	10962	15120	17502	13898	12451
1393.....	26509	33813	42858	24314	28591
1394.....	29580	32619	44655	24595	30424
1395.....	31389	34485	41180	29018	31802
1396.....	34214	39949	45277	30846	35231
1397.....	41950	48715	55188	37901	42419

Year	Free market				
	Dollar	Euro	Pound	100 JPY (100 Japanese Yen)	Swiss franc
1385.....	9226	11839	17437	7865	7450
1390.....	13568	18679	21889	17053	15083
1393.....	32801	41980	52986	30163	35484
1394.....	34501	38215	52042	28780	35506
1395.....	36440	40390	48019	34030	37234
1396.....	40453	48080	54458	37167	42642
1397.....	103378	120275	154778	107289	119803

Source: Central Bank of the Islamic Republic of Iran.

14.18. PREMIUMS RECEIVED BY TYPE OF INSURANCE**(bln rials)**

Type of insurance	Year							
	1380	1385	1390	1393	1394	1395	1396 ⁽¹⁾	1397
Insurance market	4827	23649	70870	159192.0	189819.7	213456.8	258650	332698
Fire	518	1787	3918	0.8769	10137.2	11768.0	13643	16811
Cargo	390	912	815	2559.2	2619.3	2623.7	3056	4021
Accident	152	446	1147	1887.3	2291.1	2556.5	2837	3673
Driver accidents	278	871	2089	7373.3	9049.0	10329.4	12834	20514
Car body	507	3387	6046	12626.0	13914.5	13947.3	16079	22684
Third party and surplus	1612	10722	30802	65979.2	70501.0	80682.2	94881	111155
Health	639	2104	15021	34773.0	51184.9	59420.8	75507	98923
Ship (hull)	21	77	801	1283.9	1493.9	1190.8	1248	2259
Aircraft	53	323	606	1694.4	1505.4	1941.9	2138	2019
Engineering	75	523	1451	4684.1	5277.3	5329.5	7632	9962
Money	5	27	74	68.0	78.1	78.0	97	114
Responsibility	166	1050	4082	10655.2	11021.6	12445.8	14720	17926
Credit	//	147	487	9.2	3.9	0.9	2	6
Oil and energy	//	616	1075	1156.0	1226.3	1777.4	2144	2861
Life	394	653	2424	5547.5	9471.5	8981.8	11707	19714
Other	17	4	32	126.5	44.5	382.9	24	55

1. Revised figures. Also, due to the error of rounding, the statistics of insurance fields as well as some technical issues, the line of the insurance market is not necessarily equal to the sum of the figures in each column.

Source: Central Insurance of Iran.

14.19. CLAIMS INCURRED BY TYPE OF INSURANCE ⁽¹⁾**(bln rials)**

Type of insurance	Year							
	1380	1385	1390	1393	1394	1395	1396 ⁽²⁾	1397
Insurance market	3931	17620	54052	137666.6	157836.1	177921.9	220876	295593
Fire	135	331	1144	3315.4	4352.8	6231.2	7124	6782
Cargo	61	238	262	766.6	753.1	741.6	769	2588
Accident	92	200	381	678.0	1057.2	1199.2	1400	1736
Driver accidents	121	332	720	6442.5	4730.9	7683.6	9743	13911
Car body	262	2657	4170	8220.3	8603.7	9700.7	11034	15382
Third party and surplus	2090	10764	27662	69878.2	73633	77231.8	93008	126567
Health	666	1378	15094	33775.5	46762.7	56026.8	74389	97545
Ship (hull)	23	84	483	999.8	1300.3	249.4	1027	3417
Aircraft	19	189	120	572.8	680.7	1231.7	415	369
Engineering	12	-180	540	1890.4	2122.4	1652.8	4689	3371
Money	3	7	11	13.2	7.6	7.9	12	-2
Responsibility	114	621	1653	6583.1	7857.1	7991.4	9086	12023
Credit	//	144	47	46.0	-103.6	6.8	-13	104
Oil and energy	//	312	152	104.7	1027.4	1218.4	713	1278
Life	313	540	1596	4338.2	5325.3	6925.5	7726	10468
Other	19	2	17	42.7	-274.5	-176.9	189	54

1. Negative figures indicate the claims recovery (instead of claims paid).

2. Revised figures. Also, due to the error of rounding the statistics of insurance fields as well as some technical issues, the line of the insurance market is not necessarily equal to the sum of the figures in each column.

Source: Central Insurance of Iran.

14.20. COEFFICIENT OF CLAIMS PAID BY TYPE OF INSURANCE**(percent)**

Type of insurance	Year							
	1380	1385	1390	1393	1394	1395	1396 ⁽¹⁾	1397
Insurance market	81.4	74.5	76.3	86.4	83.2	83.4	85.4	88.8
Fire	26.1	18.5	29.2	37.8	42.9	53.0	52.2	40.3
Cargo	15.7	26.1	32.2	30.0	28.8	28.3	25.2	64.4
Accident	60.5	44.8	33.2	35.9	46.1	46.9	49.4	47.3
Driver accidents	43.4	38.2	34.4	87.4	52.3	74.4	75.9	67.8
Car body	51.7	78.5	69.0	65.1	61.8	69.6	68.6	67.8
Third party and surplus	129.7	100.4	89.8	105.9	104.4	95.7	98	113.9
Health	104.3	65.5	100.5	97.1	91.4	94.3	98.5	98.6
Ship (hull)	107.1	109.0	60.3	77.9	87.0	20.9	82.3	151.3
Aircraft	36.2	58.5	19.7	33.8	45.2	63.4	19.4	18.3
Engineering	15.6	××	37.2	40.4	40.2	31.0	61.4	33.8
Money	66.0	25.4	15.5	19.4	9.7	10.2	12.6	××
Responsibility	68.5	59.1	40.5	61.8	71.3	64.2	61.7	67.1
Credit	××	97.7	9.7	498.9	××	755.6	××	××
Oil and energy	××	50.6	14.1	9.1	83.8	68.6	33.3	44.7
Life	79.6	82.7	65.8	78.2	56.2	77.1	66.0	53.1
Other	110.5	68.3	52.0	33.8	××	××	795.4	96.9

1. Revised figures

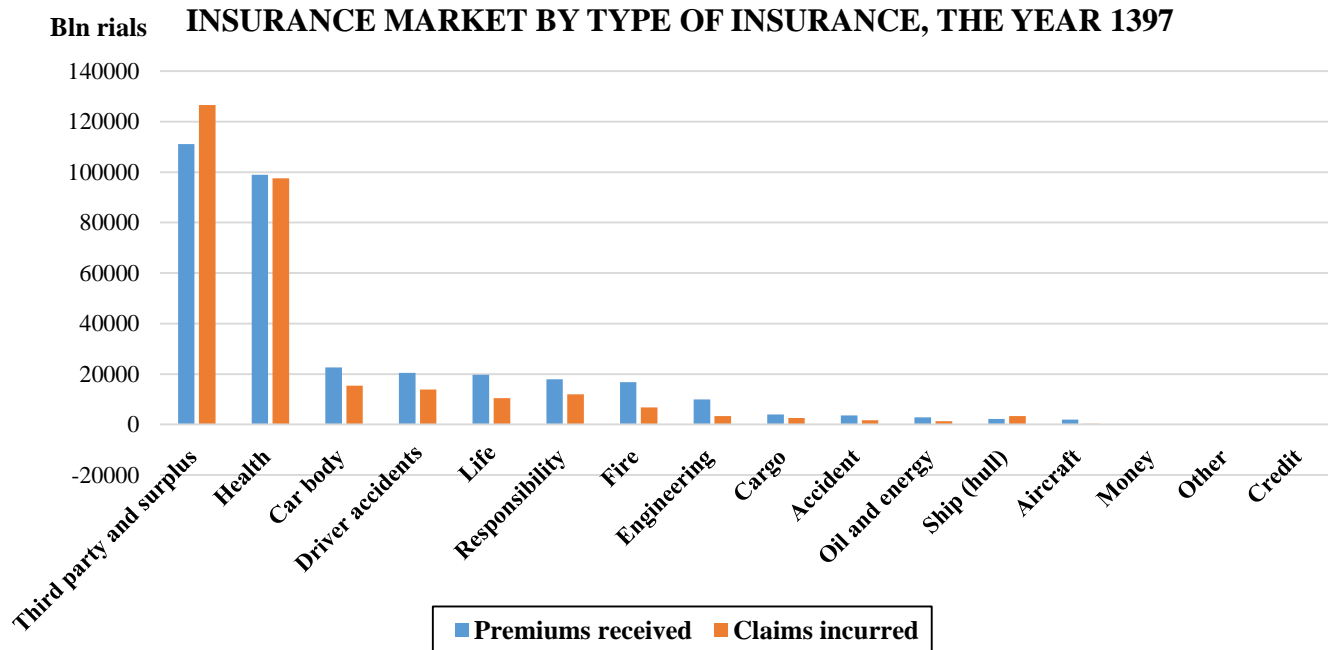
Source: Central Insurance of Iran

14.21. NUMBER OF CORPORATIONS ACCEPTED ON STOCK EXCHANGE BY MARKETS

Market types	Year					
	1390	1393	1394	1395	1396	1397
Total	385	379	387	409	405	389
Bound(debt) market	×	7	24	30	31	26
Derivative markets	11	34	34	36	25	25
Primary market	137	128	127	129	131	138
Secondary market	237	206	198	203	206	189
Exchange traded funds market.....	×	4	4	11	12	11

Source: Tehran Stock Exchange (Public Company).

14.5. PREMIUMS RECEIVED AND CLAIMS INCURED IN THE INSURANCE MARKET BY TYPE OF INSURANCE, THE YEAR 1397



For data see Tables 14.18 and 14.19.

14.22. CORPORATIONS ACCEPTED ON TEHRAN STOCK EXCHANGE BY INDUSTRIES

Industry	Year					
	1390	1393	1394	1395	1396	1397
Total.....	385	379	387	409	405	389
Medical, optical and measurement instruments	1	1	1	1	1	1
Mining of coal.....	1	1	1	1	1	1
Exploitation of other mines.....	1	1	1	1	1	1
Extraction of oil, gas and related services except exploration	2	1	5	3	3	2
Mining of metallic minerals.....	11	13	12	15	14	14
Information and communication	×	×	×	×	1	1
Real estates and properties, housing mass production	14	15	14	14	12	12
Publishing, printing and reproduction of media.....	1	1	1	1	1	1
Banks and credit institutes.....	11	16	17	17	12	13
Insurance and retirement fund excluding social security	4	5	6	6	6	6
Wholesale trade except motor vehicles.....	×	×	×	×	1	1
Wholesale and retail trade of motor vehicles.....	×	×	×	×	1	0
Transport, storage and communications	5	5	5	5	6	5
Technical and engineering services	4	3	3	3	2	3
Motor vehicle and manufacture of accessories	32	35	37	37	38	1
Tanning, dressing of leather and manufacture of footwear	1	1	1	1	1	41
Computer and related activities.....	5	6	5	7	8	1
Farming and related services activities	1	1	1	1	1	9
Manufacture of communication equipment and apparatus	2	1	1	1	1	2
Manufacture of metal products	9	5	5	5	6	1
Other non-metallic mineral products	20	11	11	11	11	6
Other financial intermediations.....	5	5	5	6	6	11
Investments	18	20	19	18	18	6
Cement, lime and gypsum.....	30	34	32	32	31	15
Multi -industry corporations	5	6	7	7	4	30
Exchange Traded funds.....	×	4	4	11	12	4
Electricity, gas, steam and warm water supply	×	×	2	2	3	11
Oil products, coke and nuclear fuels.....	7	9	8	10	11	3
Transportation logistics and support activities.....	×	×	2	2	1	11
Support activities for intermediate financial institutions	×	×	×	2	4	5
Manufacture of basic metals	28	26	24	24	25	26
Lump sugar and sugar	15	12	12	12	12	10
Tiles and ceramics.....	10	10	10	10	9	6
Rubber and plastic products.....	10	6	7	7	7	7
Machinery and equipment.....	17	12	11	11	11	11
Electrical equipment and apparatus	12	8	8	8	9	8
Chemical products.....	33	39	36	37	37	33
Food products and beverages, excluding lump sugar and sugar	25	22	21	21	20	20
Paper and paper products	4	2	2	2	2	2
Wood and wood products	2	1	1	1	1	1
Telecommunications.....	2	4	4	6	4	7
Manufacture of textiles.....	3	3	2	2	2	2
Pharmaceutical products and materials	31	30	31	31	35	31
Financial and monetary intermediations	2	2	3	5	3	2
Industrial contract working	1	2	9	12	10	5

Source: Tehran Stock Exchange.

14.23. VALUE OF SHARES TRANSACTED OF ACCEPTED CORPORATIONS ON TEHRAN STOCK EXCHANGE BY INDUSTRIES (bln rials)

Industry	Year		
	1390	1393	1394
Total	226692 .5	559352 .4	561607 .2
Medical, optical and measurement instruments	456 .2	1352 .6	1976 .5
Mining of coal	404.0	188 .5	180 .8
Exploitation of other mines.....	2 .9	398 .1	435 .7
Extraction of oil, gas and related services except exploration.....	9105 .5	2881 .3	52808 .9
Mining of metallic minerals.....	12358 .1	19299 .4	0. 8033
Information and communication.....	×	×	×
Real estates and properties, housing mass production	3117 .4	12931 .7	11855.0
Publishing, printing and reproduction of media	16 .7	385 .5	472 .4
Banks and credit institutes.....	34663 .1	51808 .7	80020 .3
Insurance and retirement fund excluding social security ...	3403 .2	3058 .9	3882 .1
Wholesale trade except motor vehicles.....	×	×	×
Wholesale and retail trade of motor vehicles	×	×	×
Transport, storage and communications	3024 .3	4147 .7	8302.0
Technical and engineering services	3892 .2	10163 .4	14085 .8
Motor vehicle and manufacture of accessories	19395 .6	78719 .5	100792 .1
Tanning, dressing of leather and manufacture of footwear	0 .5	37 .1	29 .5
Computer and related activities	5037 .3	6053 .2	4738 .4
Farming and related services activities	0. 119	179 .2	473 .8
Manufacture of communication equipment and apparatus	50 .8	159 .4	1181 .8
Manufacture of metal products	3001 .6	9123 .8	13664 .4
Other non-metallic mineral products	1145 .8	5550 .2	4435 .5
Other financial intermediations	1432 .2	8729 .8	8779 .7
Investments.....	14869 .4	19574 .5	16226 .2
Cement, lime and gypsum	2720 .3	12021.0	5819 .5
Multi -industry corporations	16562 .9	28176 .6	13012 .4
Exchange Traded funds	×	1132 .9	1345 .5
Electricity, gas, steam and warm water supply	×	×	26701.0
Oil products, coke and nuclear fuels.....	8556 .1	24307 .9	35977 .9
Transportation logistics and support activities.....	×	×	1757 .9
Support activities for intermediate financial institutions ...	×	×	×
Manufacture of basic metals	26503 .4	31389 .2	28542 .1
Lump sugar and sugar.....	4811 .6	2251 .6	5916 .6
Tiles and ceramics	1425.0	1303 .6	979 .2
Rubber and plastic products.....	836 .5	2779 .1	2433 .1
Machinery and equipment	700 .7	9334 .8	5424 .5
Electrical equipment and apparatus	3668 .2	9113 .7	15008 .7
Chemical products	20298 .6	161969	42148 .6
Food products and beverages, excluding lump sugar and sugar	4400 .6	10536 .7	6578
Paper and paper products	72 .4	593 .2	208 .9
Wood and wood products	9 .5	88.0	36 .3
Telecommunications.....	4836 .4	11768 .8	9044 .2
Manufacture of textiles.....	18 .8	17 .1	21 .6
Pharmaceutical products and materials.....	4492 .4	10994 .2	10490 .2
Financial and monetary intermediations	7670 .5	1859 .9	1411 .1
Industrial contract working	3612 .9	4972 .4	16376 .1

14.23. VALUE OF SHARES TRANSACTED OF ACCEPTED CORPORATIONS ON TEHRAN STOCK EXCHANGE BY INDUSTRIES (continued)

Industry	Year		
	1395	1396	1397
Total	638540.0	643119.6	1606140.4
Medical, optical and measurement instruments	6195.6	152.1	182.2
Mining of coal.....	1160.7	892.5	1799.3
Exploitation of other mines.....	1869.1	1801.1	2644.2
Extraction of oil, gas and related services except exploration	39466.0	18720.9	45642
Mining of metallic minerals.....	27623.7	49017.1	87476.3
Information and communication.....	×	6285.8	20203.1
Real estates and properties, housing mass production	10244.7	8992.5	10449.2
Publishing, printing and reproduction of media.....	402.0	448.0	534.2
Banks and credit institutes.....	31634.8	15406.6	164353.9
Insurance and retirement fund excluding social security	7829.3	2958.8	6863.3
Wholesale trade except motor vehicles.....	×	855.0	//
Wholesale and retail trade of motor vehicles.....	×	849.0	697.4
Transport, storage and communications	5000.0	5562.0	19304.2
Technical and engineering services	5571.4	5383.4	17947.7
Motor vehicle and manufacture of accessories	125231.1	71304.0	4464.1
Tanning, dressing of leather and manufacture of footwear	61.8	92.2	151807.7
Computer and related activities.....	10322.7	19854.5	663.8
Farming and related services activities	313.2	275.4	28735.7
Manufacture of communication equipment and apparatus	352.0	51.9	2932.5
Manufacture of metal products	29698.0	6885.2	897.8
Other non-metallic mineral products	10400.8	7905.4	16137.4
Other financial intermediations.....	5806.0	5968.8	17994.9
Investments	50372.3	18552.8	10894.6
Cement, lime and gypsum.....	7683.3	8703.0	38582.1
Multi -industry corporations	16299.1	12976.6	17995.9
Exchange Traded funds.....	7412.0	20014.3	50485.4
Electricity, gas, steam and warm water supply	7009.5	8967.8	62286.6
Oil products, coke and nuclear fuels	26944.9	58148.0	36851.7
Transportation logistics and support activities.....	349.3	14.4	134452.8
Support activities for intermediate financial institutions	231.6	3660.8	12262.4
Manufacture of basic metals	45385.1	80557.5	225253.6
Lump sugar and sugar	0.5715	7421.9	10668.4
Tiles and ceramics.....	1345.9	3851.3	3771.4
Rubber and plastic products.....	3731.8	5833.2	7435
Machinery and equipment.....	8221.3	5603.1	9297.5
Electrical equipment and apparatus	16331.8	10535.6	14235
Chemical products.....	51658.6	86592.8	266587.8
Food products and beverages, excluding lump sugar and sugar	6288.4	6250.8	15069.9
Paper and paper products	1239.8	3038.0	5901.7
Wood and wood products	192.3	157.6	827.7
Telecommunications.....	14525.7	18581.6	44203
Manufacture of textiles.....	31.8	10.0	34.3
Pharmaceutical products and materials.....	14669.1	15977.4	18669
Financial and monetary intermediations	2422.4	2080.0	1917.4
Industrial contract working	638540.0	643119.6	1606140.4

Source: Tehran Stock Exchange.

14.24. VOLUME AND VALUE OF SHARES TRANSACTED OF ACCEPTED CORPORATIONS ON TEHRAN STOCK EXCHANGE BY MARKETS

Year	Transaction value (bln rials)	Bound(debt)market	
		Volume (sheet)	Value (bln rials)
1390.....	226692.5	×	×
1393.....	559352.4	15677941	15676.3
1394.....	561607.2	87991787	86626.2
1395.....	638540.0	92524030	93132.5
1396.....	643119.6	82945663	83433.2
1397.....	1606140.4	137305388	135940.1

Year	Derivative market					
	Call and put option		Put option		Future contracts	
	Volume (contract)	Value (bln rials)	Volume (contract)	Value (bln rials)	Volume (contract)	Value (bln rials)
1390.....	×	×	×	×	6365	245.1
1393.....	×	×	166472296	11.6	172	9.5
1394.....	×	×	57176850	0.6	378	11.2
1395.....	26092	40.5	3371098954	18.7	15	0.8
1396.....	816089	62.7	10367232811	534.9	0	0.0
1397.....	964011	99.3	3447388396	3.5	6327	435.2

Year	Exchange traded funds market		Stock market			
	Volume (unit)	Value (bln rials)	Major and transitional transactions		Minor and block transactions	
			Volume (share)	Value (bln rials)	Volume (share)	Value (bln rials)
1390.....	×	×	16333063181	54928.3	56855767915	171519.1
1393.....	111604159	1132.9	20538828534	165403.1	144645618318	377119.0
1394.....	119752369	1345.5	23199429679	46967.7	204598689349	426655.9
1395.....	695177463	7412.0	19637713807	47666.4	232975343693	490269.3
1396.....	1940456840	20014.3	42799430927	84252.6	207807876308	454821.9
1397.....	5887863790	62286.6	30058067726	83528.5	480701547798	1323847.1

Source: Tehran Stock Exchange.

14.25. GENERAL CHARACTERISTICS OF CREDIT COOPERATIVES BY YEAR AND OSPAN AT THE END OF THE YEAR

(mln rials)

Description	Number	Members	Employees	Capital
<i>Registered cooperatives⁽¹⁾</i>				
1380.....	1646	455606	12457	5443928
1385.....	1981	505995	13786	6563079
1390.....	2026	269585	29268	6268037
1393.....	2026	580595	40834	33051347
1394.....	2022	617367	38980	18713991
1395.....	2029	623953	65731	11437377
1396.....	2033	599125	67001	10901519
1397.....	2040	623600	67781	11797443
<i>Cooperatives under establishments</i>				
1380.....	6	696	29	379
1385.....	44	6798	146	2393
1390.....	3	431	55	703
1393.....	0	0	0	0
1394.....	0	0	0	0
1395.....	0	0	0	0
1396.....	0	0	0	0
1397.....	0	0	0	0
<i>Cooperatives in operation</i>				
1380.....	1065	374546	11331	5419732
1385.....	1286	415478	12239	6532557
1390.....	1060	391959	26132	6128484
1393.....	852	424598	32682	31429864
1394.....	813	436803	29198	16923893
1395.....	767	409462	49404	8540870
1396.....	740	400744	51411	7925125
1397.....	706	449022	58684	9247197

14.25. GENERAL CHARACTERISTICS OF CREDIT COOPERATIVES BY YEAR AND OSTAN AT THE END OF THE YEAR (continued) **(mln rials)**

Description	Number	Members	Employees	Capital
East Azarbayejan.....	26	16493	4550	413060
West Azarbayejan	46	40177	108	1191069
Ardebil	4	811	53	612
Esfahan	41	20658	619	1635869
Alborz	7	11114	1710	109708
Ilam	8	1784	41	6538
Bushehr	6	574	11	783
Tehran	149	179773	26037	3965699
Chaharmahal&Bakhtiari	29	2584	523	14609
South Khorasan	3	2812	7	2046
Khorasan-e-Razavi.....	40	41029	804	279594
North Khorasan	3	361	557	8407
Khuzestan	18	7696	1362	78834
Zanjan	25	11855	129	99570
Semnan.....	10	4170	23	22997
Sistan&Baluchestan	8	3199	29	45286
Fars	28	9861	188	110369
Qazvin	12	10395	21	37385
Qom	4	656	3	13958
Kordestan	51	11420	483	406026
Kerman	8	2375	74	254733
Kermanshah	34	12960	1487	73539
Kohgiluyeh&Boyerahmad	7	1166	559	21233
Golestan	7	5736	206	17606
Gilan.....	22	4298	319	119783
Lorestan.....	10	288	105	945
Mazandaran	25	24796	17754	152902
Markazi	17	3437	51	12880
Hormozgan.....	6	1483	29	7252
Hamedan	16	4425	27	68009
Yazd	36	10636	815	75896

1. Including cooperatives in operation, out of operation and under establishment.

Source: Ministry of Cooperatives, Labor and Social Welfare.

