

**T**his chapter presents data on manpower engaged in the Ministry of Health and Medical Education (government sector), manpower working in the Veterinary sector, and health and medical equipment and facilities of the government and private sectors affiliated to the Ministry of Health and Medical Education and Iran Veterinary Organization. Moreover, included in this chapter is information on blood products produced and distributed to the medical centers. Collection of statistical information on health and medical activities first started by the former Ministry of Health in the year 1335 and continued till the year 1364 by the Ministry.

By merging Medical Sciences universities and affiliated hospitals in the year 1364, the former Ministry of Health was renamed "Ministry of Health and Medical Education" with a new organization and was tasked with collecting and providing statistics on health activities. Since then, the Ministry has regularly produced related statistics.

### *Introduction*

Statistics on physicians engaged in the private sector are, at present, produced by the Organization for Medical Discipline, but due to some obstacles and problems in presenting updated statistics, these data have not been included in the Statistical Yearbook yet.

Also, data for health and medical equipment and facilities presented in this chapter relate to the establishments operating at least 6 months of a year and do not include the armed forces health and medical establishments.

### *Definitions and concepts*

**Physician:** refer to the person who has completed their medical education in one of the universities within the country or abroad, and received their MD degrees approved by the Ministry of Health and Medical Education. Statistics for physicians also include general practitioners, dentists, pharmacists, doctors of medical laboratory science, Ph.D. specialist, and subspecialists.

**Dentistry:** orthodontics, endodontics, oral and dental pathology, maxillofacial diseases, maxillofacial pathology, prosthodontics,

periodontics, oral maxillofacial surgery, tooth treatment, children's tooth disorders.

**Pharmacology:** Pharmacy, industrial pharmacy, pharmacology, pharmaceuticals, pharmacognosy.

**Paramedic:** refers to the non-physicians engaged in the areas of health and treatment.

**Health attendant (health aid):** is the workforce (male and female who works in an operating health home and is responsible for providing primary health care services. He/ she must be a native resident with at least a diploma degree in one of the villages covered by the health home and has passed practical and theoretical courses (internship) in this field. The maximum age for the holders of a high school diploma is 26 and for the holders of associate's degree is 28.

**Hospital:** is a place that is established under the authorization of the Ministry of Health and Medical Education, and enjoys diagnostic, medical, health, educational and research facilities for medical treatment of outpatients and inpatients round-the-clock.

**Operating hospital:** is a hospital that admits the outpatients and inpatients round-the-clock.

**Licensed bed:** is the bed that the hospital is authorized to have and use based on the authorization of the government and the latest obtained licence, according to which it must have an official license. A licensed bed should also be considered in the rating of the hospital beds. Number of licenced beds is not necessarily as many as the number of active hospital beds.

**Available (active) bed:** refers to the bed with diagnostic, medical, logistics, service and staff facilities, according to the standards, and must be available for hospitalization and care of the

patients. In other words, available (active) beds include occupied or unoccupied hospital beds that can be used by inpatients on a daily basis. The number of active beds should not exceed the number of hospital licensed beds.

**Intensive Care Unit (ICU):** is one of the specialized wards of the hospital, which is responsible for the treatment and care of critically ill patients or the ones exposed to serious and dangerous injuries, based on scientific standards and using medical specialists, nursing staff and all equipment, facilities, medical technology, and necessary drugs.

**Coronary Care Unit (CCU):** is one of the specialized wards of the hospital in which the patients with severe cardiac complications are treated and cared according to scientific standards and using medical specialists, nursing staff, and all equipment, facilities, medical technology, and necessary drugs.

**Neonatal Intensive Care Unit (NICU):** is one of the specialized wards of the hospital that provides advanced supportive care for newborn infants (0 to 28 days) with multiple organ dysfunction syndrome (MODS) or for babies weighing less than 1500 grams or for gestational age less than 32 weeks and babies with respiratory distress syndrome, according to the scientific standards using medical specialists, nursing staff and all equipment, facilities and medical technology.

**Health care:** services provided by health services' professionals or staff to promote, maintain, monitor and restore the health of members of the community (society). Health care is a public right and the government is responsible for providing these services to the people equally.

**Primary Health Care Centre:** is a centre that provides the necessary health care using scientific and practical methods and technology and is at the first level of contact with individuals, families, and society in the health system. In terms of cost to society and the country at each stage of development, it is cost-effective and affordable for the community and the country at every stage of development.

**Comprehensive Health Services Centre:** is a centre that is established in urban and rural areas. The services, which are provided at this centre, include general medical services, consulting nurse for mental health, consultation for nutrition and diet therapy, dentistry, laboratory services, radiology, environmental and occupational health, and monitoring the health care provided in the affiliated units, including the health station and the active health home. The staff of the Comprehensive Health Services Centre includes physicians, nurses, dentists, mental health experts, nutritionists, environmental and occupational health experts, and experts in laboratory sciences and radiology as needed. The average population covered by the Comprehensive Urban Health Services Centre is 35,000 persons and the Comprehensive Rural Health Services Centre is 4,000 persons.

**Health Station:** is a unit under the Comprehensive Urban Health Services, and in some cases under Rural Health Services Centre at which the services available include health care only and are provided by a health attendant (equivalent to *health aid* at a health home).

**Active Health Home:** is the unit that is located in villages with an average population of 1,500 persons in the main village and satellite villages

(covered villages) and provides health care by health attendants (man and woman) and the services provided at this place are registered in the electronic health system.

**Maternity Facility Unit:** is a unit in the subdivision of the Comprehensive Urban or Rural Health Services Centre, which provides natural childbirth services and care, during and after childbirth by the midwife at this place.

**Medical Diagnostic Laboratory:** is a place permitted by the Ministry of Health and Medical Education where various samples of the human body are tested with the aim of obtaining information for the diagnosis, prevention or treatment continuation or for a health checkup. It includes two types: clinical and anatomical. At this place, tests such as hematology, microbiology, serology, biology, immunology, biophysics, cytology, pathology, cellular and molecular genetics, histology and others are carried out.

**Comprehensive Medical Rehabilitation Centre:** is a centre that, after obtaining the necessary licenses and permits within the framework of relevant regulations, provides comprehensive rehabilitation services at all levels of the health system in various physical, psychological (mental) and social dimensions on an outpatient and daily basis by the rehabilitation team. The six fields of study on rehabilitation include work therapy, physiotherapy, speech therapy, audiometry, optometry and technical orthopedics.

**Nuclear Medical Centre:** is a centre that independently or as part of medical institutions such as hospital, clinic, etc., provides specialized diagnostic and medical services by obtaining the necessary permits from the relevant authorities

(agreement in principle, operating permit and establishment permit from the Ministry of Health and Medical Education and permit for working with radiation from the centre of the country's Nuclear Safety System) and uses nuclear medical knowledge and open radiation sources.

**Pharmacy:** is a place licensed by the Ministry of Health and Medical Education that, with a qualified technical manager, provides pharmaceutical services and health-oriented products such as medicine, powdered milk, dietary supplements, infants complementary foods, disposable medical supplies and authorized cosmetic products.

**General Clinic:** is a place that admits outpatients for treatment round-the-clock and has at least 3 general practitioners and specialists.

**Specialized Clinic:** is a place that is established in accordance with the rules and regulations of the Ministry of Health and Medical Education and provides diagnostic and therapeutic services in one of the medical specialties (such as cardiovascular specialized clinic) or diagnosis and treatment of one or more specific diseases (such as a diabetes specialty clinic), with the presence of specialists in various fields.

**Pre-hospital emergency medical services station:** is a station where a set of emergency medical services and skills in case of an emergency, such as an accident, severe disease, and natural or man-made phenomena are provided in the form of the national medical emergency network system before the patient or injured person arrives at the hospital. These services are provided by the urban and road emergency stations.

**Urban emergency station:** is an emergency station that is established in the centres of sub-provinces,

Shahrs( cities) with university or faculty of medical sciences and health services, and cities with a population of more than 50000 persons, and is connected to the message centre and the communication and operation command centre of the emergency station.

**Road Emergency Station:** is an emergency station that is established on busy or accident-prone roads and in cities' entrance/departure points with a population of less than 50,000 and is in contact with the communication centre or the message centre of the emergency station.

**Blood products:** include dense red blood cell products, plasma products, and platelet products.

**Dense red blood cell products:** including dense red blood cells with additive solution, frozen dense red blood cells, irradiated dense red blood cells, low leukocyte dense red blood cell, washed dense red blood cell, dense red blood cell apheresis, and low leukocyte dense red blood cell apheresis.

**Plasma products:** include frozen plasma within 24 hours after donation, cryo-free plasma and cryoprecipitate precipitate.

**Platelet products:** include fused (integrated) platelets, low leukocyte fused (integrated) platelets, and plateletpheresis.

**Dense red blood cells:** are obtained after extracting most of the plasma from centrifuged whole blood. The final hematocrit of the prepared product should be less than 80% in the absence of any additive solution. Depending on the type of preservative and additive, it can be stored at 2-6 °C for 21 to 42 days. This product can be also stored frozen for a long time in the presence of cold protection materials.

**Fresh frozen plasma:** plasma that has reached a temperature under whose unstable protein activity

is maintained during the freezing process. This product is obtained from whole blood or the plasmapheresis method. Plasma is isolated and frozen from whole blood in the first 6-8 hours after donation according to the type of anticoagulant. To maintain heat-sensitive coagulation factors, it is essential that the transport temperature of the blood units or plasma received from the blood collection site to the processing centre, the time from collection to freezing depending on the type of anticoagulant, the time duration between the separation of plasma from whole blood to its freezing, duration and temperature of the freezing process and storage temperature of frozen plasma should be controlled and in accordance with the written standards. This product can be used for 12 months when stored at -20 to -25 degrees Celsius and lasts for 24 months at temperatures below or equal to -25 to -64 degrees Celsius. From this product, other products can be obtained, including cryo-sediment, various coagulation factors, and immunoglobulins.

**Platelet concentrates:** are the products in which platelets are the main cellular components. This product is made from whole blood or platelet apheresis. This product can be stored for up to 5 days at a temperature of 2-20° degrees Celsius and with gentle and continuous shaking.

**Whole blood donation:** is the process of receiving whole blood from blood donation volunteers in compliance with (by observing) all the criteria approved by the Iranian Blood Transfusion Organization.

**Blood donor:** is a person who voluntarily visits one of the blood transfusion centres, stations or mobile

blood donation teams in the country for blood donation.

**Frequent blood donor:** refers to a blood donor whose time interval of blood donations with the last blood drawing is less than 12 months.

**Infrequent blood donor** refers to a blood donor whose time interval of blood donations with the last blood drawing is more than 12 months.

**Paramedics:** non-physicians engaged in the areas of health and treatment.

### *Selected information*

In the year 1397, the number of physicians and paramedics employed by the University of Medical Science was 48806 and 282183, respectively, out of whom 16130, 5222, 340, 2406, 16530, 2626, and 5552 were general practitioners, dentists, doctors of medical laboratory sciences, pharmacists, specialists, sub-specialists, and professional doctors, respectively.

In the year 1397, the number of hospitals was 1016 out of which 698 hospitals were state-run and 318 hospitals were run by the private sector, respectively.

In the year 1397, the number of hospital beds in the country was 166543 out of which 138117 were available (active) beds.

In the year 1397, the number of operating health care and medical centres, health care stations and health homes was 5824, 5589, and 17746, respectively.

In the same year, there were 5359 medical and genetic diagnostic laboratories, out of which 5269 were medical diagnostic laboratories and 90 were genetic diagnostic laboratories. In the year 1397,

the total number of operating pharmacies was 11253.

In the same year 1397, there were 2536 pre-hospital emergency stations in the country, out of which 967 and 1569 stations were urban (38.1%) and road (61.9%) stations, respectively.

In the same year, a number of 2664066 blood donors visited the blood centres, and 2094967 units of blood were donated, totally.

In the year 1397, there were 1938 veterinarian pharmacies, 1021 livestock vaccination centres and 1194 private veterinarian clinics.

**18.1. EMPLOYEES IN THE MEDICAL SCIENCES UNIVERSITIES BY OCCUPATION GROUP**

Year and Ostan	Total	Physicians <sup>(1)</sup>	Paramedics	Other employees <sup>(2)</sup>
1380.....	295325	21175	152396	121754
1385.....	321544	29937	173076	118531
1390.....	361627	32493	215950	113184
1393.....	413550	42108	233668	137774
1394.....	405910	42393	238869	124648
1395 <sup>(3)</sup> .....	434511	46852	262845	124814
1396.....	452386	48330	274515	129541
<b>1397.....</b>	<b>450471</b>	<b>48806</b>	<b>282183</b>	<b>119482</b>
East Azarbayejan .....	21687	2477	13831	5379
West Azarbayejan .....	15454	1526	10511	3417
Ardebil .....	7749	620	5329	1800
Esfahan.....	28052	3326	17178	7548
Alborz .....	7629	1008	5203	1418
Ilam .....	5025	559	3316	1150
Bushehr .....	7087	790	4290	2007
Tehran .....	49041	6948	25409	16684
Chaharmahal&Bakhtiyari .....	7785	825	5026	1934
South Khorasan .....	5952	650	3915	1387
Khorasan-e-Razavi.....	33856	3372	22271	8213
North Khorasan .....	6294	593	3931	1770
Khuzestan.....	28988	2875	18118	7995
Zanjan .....	7076	709	4465	1902
Semnan.....	6975	630	3930	2415
Sistan&Baluchestan .....	16435	1540	9966	4929
Fars.....	33825	3355	21215	9255
Qazvin. ....	7210	750	4408	2052
Qom.....	4932	535	3040	1357
Kordestan .....	9572	1006	6671	1895
Kerman.....	20179	2195	13045	4939
Kermanshah .....	14330	1347	9476	3507
Kohgiluyeh&Boyerahmad. ....	4334	564	3335	435
Golestan .....	11860	1455	7711	2694
Gilan.....	15581	1593	9808	4180
Lorestan.....	10711	936	7324	2451
Mazandaran .....	24307	2254	15806	6247
Markazi .....	8821	970	5147	2704
Hormozgan.....	10264	1057	6763	2444
Hamedan .....	11280	1260	6979	3041
Yazd .....	8180	1081	4766	2333

1. Including foreign physicians, dentists, pharmacist, and veterinarian too.

2. Including those people not included in physicians and paramedics whether logistic or services personnel etc.

3. Excluding the statistics for Ahvaz and Behbahan Medical Science Universities.

Source: Ministry of Health and Medical Education.

**18.2. PHYSICIANS AND PROFESSIONAL DOCTORATE EMPLOYED IN THE MEDICAL SCIENCES UNIVERSITIES BY FIELD AND TYPE OF SPECIALITY**

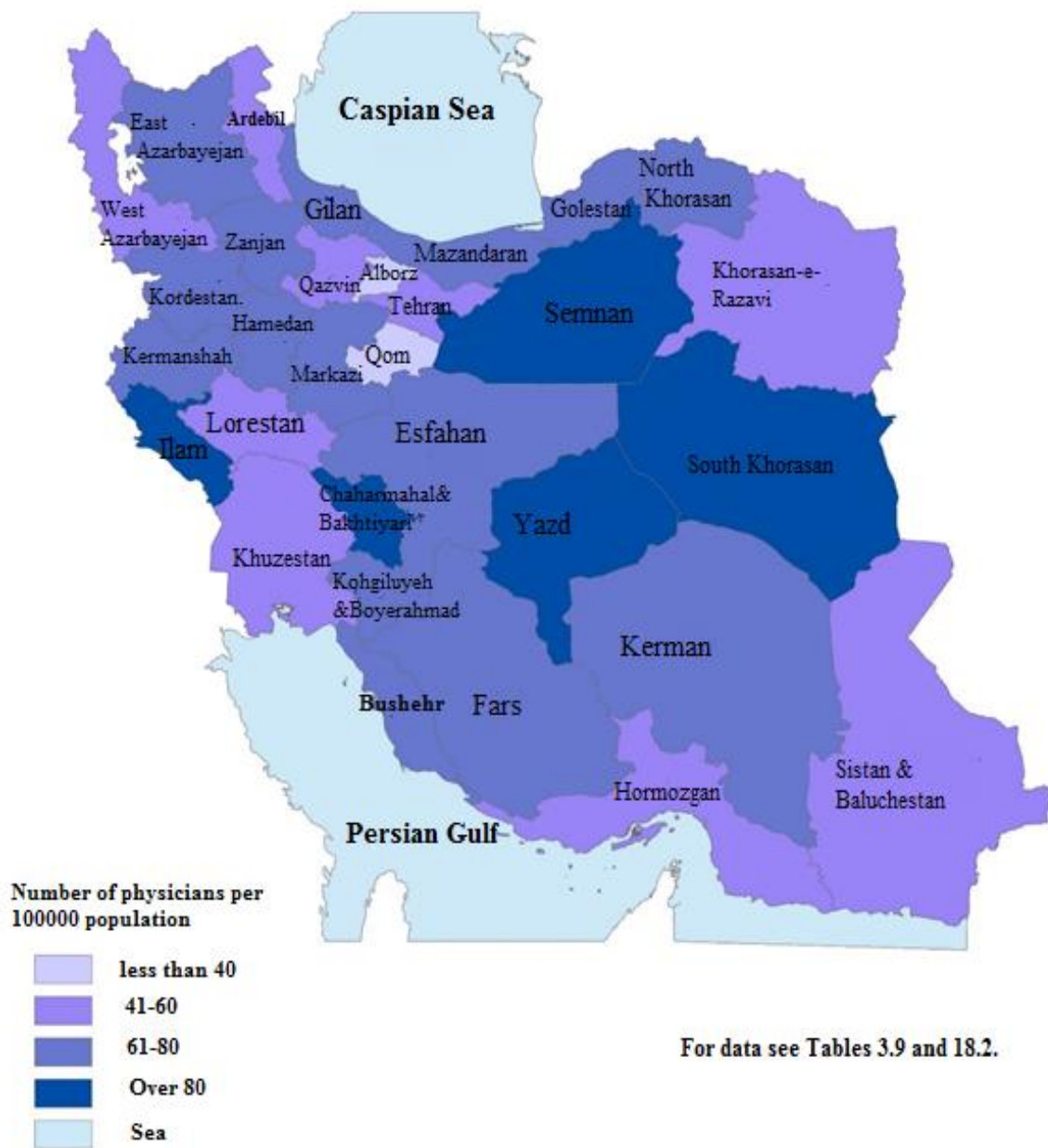
Year and Ostan	Grand total	General practitioner	Dentist	Doctorate in laboratory sciences	Pharmacist	Specialist	Sub-specialist	Professional doctorate
1380.....	21175	8568	1945	000	1069	9066	000	000
1385.....	29937	13485	2786	000	1327	12258	000	000
1390.....	32493	14901	3625	000	1731	000	000	000
1393.....	42108	15304	3714	285	1817	15625	2167	3196
1394.....	42393	15340	3700	285	1896	15679	2159	3334
1395 <sup>(1)</sup> .....	46852	15868	4145	374	2016	17452	2467	4530
1396.....	48330	16579	4270	265	1987	17725	2629	4875
<b>1397.....</b>	<b>48806</b>	<b>16130</b>	<b>5222</b>	<b>340</b>	<b>2406</b>	<b>16530</b>	<b>2626</b>	<b>5552</b>
East Azarbayejan.....	2477	833	232	10	150	746	136	370
West Azarbayejan .....	1526	609	164	11	88	484	52	118
Ardebil .....	620	336	58	3	28	176	4	15
Esfahan.....	3326	1066	396	34	166	1167	192	305
Alborz .....	1008	323	86	6	73	412	57	51
Ilam .....	559	202	72	10	14	164	17	80
Bushehr .....	790	303	92	2	26	256	32	79
Tehran .....	6948	909	646	44	386	2955	736	1272
Chaharmahal&Bakhtiyari ....	825	347	88	9	22	211	44	104
South Khorasan .....	650	197	93	0	38	246	16	60
Khorasan-e-Razavi.....	3372	1170	348	45	165	1097	194	353
North Khorasan .....	593	212	96	5	32	183	16	49
Khuzestan.....	2875	1061	220	24	136	1042	124	268
Zanjan .....	709	250	111	6	32	234	54	22
Semnan.....	630	191	49	10	21	266	33	60
Sistan&Baluchestan .....	1540	584	193	9	118	413	51	172
Fars.....	3355	1135	271	17	160	1189	165	418
Qazvin.....	750	242	114	2	28	219	41	104
Qom .....	535	131	61	0	24	199	61	59
Kordestan .....	1006	389	102	0	36	364	36	79
Kerman .....	2195	746	314	14	65	658	84	314
Kermanshah .....	1347	525	136	2	75	375	47	187
Kohgiluyeh&Boyerahmad ...	564	205	67	11	30	153	19	79
Golestan .....	1455	558	100	9	55	610	37	86
Gilan .....	1593	659	231	11	72	427	84	109
Lorestan .....	936	352	77	5	51	297	29	125
Mazandaran .....	2254	1013	279	15	125	638	70	114
Markazi .....	970	352	102	5	59	329	42	81
Hormozgan .....	1057	496	125	9	15	282	47	83
Hamedan .....	1260	404	158	10	59	382	37	210
Yazd .....	1081	330	141	2	57	356	69	126

*T. Excluding the statistics for Ahvaz and Behbahan Medical Science Universities.*

*Source: Ministry of Health, Treatment and Medical Education.*



**18.1. NUMBER OF PHYSICIANS PER 100000 POPULATION, THE YEAR 1397**



### 18.3. PARAMEDICS EMPLOYED IN THE MEDICAL SCIENCES UNIVERSITIES BY FIELD AND TYPE OF SPECIALITY

Year and Ostan	Grand total	Professional nurse holding B.S. or higher degree	Nurse holding associate's degree	Operating room technician with associate's /bachelor's degree	Nurse anesthetist with associate's /bachelor's degree
1380.....	152394	000	000	2945	000
1385.....	173076	000	000	3671	000
1390.....	215950	59490	000	5226	4395
1393.....	233668	69931	469	6171	5028
1394.....	238869	73795	414	6168	5268
1395 <sup>(1)</sup> .....	262845	83355	480	6271	5146
1396.....	274515	90544	351	6567	5388
<b>1397.....</b>	<b>282183</b>	<b>92792</b>	<b>357</b>	<b>9456</b>	<b>8184</b>
East Azarbayejan.....	13831	4462	14	316	360
West Azarbayejan .....	10511	3422	12	282	266
Ardebil .....	5329	1830	4	177	101
Esfahan.....	17178	6750	47	610	578
Alborz .....	5203	2080	3	218	212
Ilam .....	3316	860	1	151	135
Bushehr .....	4290	1066	2	112	143
Tehran .....	25409	10202	127	1026	1004
Chaharmahal&Bakhtiyari ...	5026	1461	1	86	96
South Khorasan .....	3915	1274	1	151	111
Khorasan-e-Razavi.....	22271	7914	14	864	706
North Khorasan .....	3931	1259	2	143	108
Khuzestan.....	18118	4478	9	510	436
Zanjan .....	4465	1364	5	156	117
Semnan.....	3930	1474	5	176	129
Sistan&Baluchestan .....	9966	2233	0	398	322
Fars.....	21215	7546	18	889	695
Qazvin. ....	4408	1441	7	135	127
Qom .....	3040	1370	3	142	122
Kordestan .....	6671	1935	8	229	181
Kerman .....	13045	3883	8	337	297
Kermanshah .....	9476	3095	8	307	237
Kohgiluyeh&Boyerahmad...	3335	1012	17	90	105
Golestan .....	7711	2749	6	89	48
Gilan .....	9808	3244	20	276	265
Lorestan .....	7324	2586	2	270	251
Mazandaran .....	15806	4987	5	479	367
Markazi .....	5147	1565	2	170	135
Hormozgan .....	6763	1557	4	147	143
Hamedan .....	6979	2097	2	311	201
Yazd .....	4766	1596	0	209	186

**18.3. PARAMEDICS EMPLOYED IN THE MEDICAL SCIENCES UNIVERSITIES BY FIELD AND TYPE OF SPECIALITY (continued)**

Year and Ostan	Health worker	Health attendant (Behvarz)	Midwife	Other paramedics
1380.....	000	000	8105	000
1385.....	000	27620	10555	000
1390.....	20007	28691	16429	81712
1393.....	12776	31783	19921	87589
1394.....	10713	30131	21068	91312
1395.....	11657	30868	23753	101315
1396.....	11563	29782	26000	104320
<b>1397.....</b>	<b>10302</b>	<b>30259</b>	<b>25207</b>	<b>105626</b>
East Azarbayejan .....	212	1816	1384	5267
West Azarbayejan .....	289	1530	1357	3353
Ardebil .....	80	893	454	1790
Esfahan.....	565	1158	952	6518
Alborz .....	127	162	656	1745
Ilam .....	106	37	391	1635
Bushehr .....	401	451	466	1649
Tehran .....	814	451	1726	10059
Chaharmahal&Bakhtiyari .....	171	530	455	2226
South Khorasan .....	91	464	251	1572
Khorasan-e-Razavi.....	371	2299	1588	8515
North Khorasan .....	47	611	449	1312
Khuzestan.....	1272	1666	2189	7558
Zanjan .....	179	651	481	1512
Semnan.....	101	224	265	1556
Sistan&Baluchestan .....	830	1665	1099	3419
Fars.....	1216	1930	1559	7362
Qazvin.....	77	480	431	1710
Qom .....	132	81	244	946
Kordestan .....	252	1091	729	2246
Kerman .....	762	1576	1315	4867
Kermanshah .....	263	1075	750	3741
Kohgiluyeh&Boyerahmad .....	162	589	330	1030
Golestan .....	49	1194	825	2751
Gilan .....	164	1609	932	3298
Lorestan .....	54	1039	570	2552
Mazandaran .....	372	2061	1239	6296
Markazi .....	182	723	545	1825
Hormozgan .....	335	1005	572	3000
Hamedan .....	441	937	585	2405
Yazd .....	185	261	418	1911

*1. Excluding statistics for Ahvaz and Behbahan Medical Science Universities.*

*Source: Ministry of Health and Medical Education.*

**18.4. NUMBER OF ACTIVE HOSPITALS AND LICENCED BEDS BY TYPE OF AFFILIATION**

Year and Ostan	Grand total		State-run			
	Hospital	Licensed bed	Medical Science University		Other public institutions and organizations <sup>(1)</sup>	
			Hospital	Licensed bed	Hospital	Licensed bed
1380.....	000	000	000	000	000	000
1385.....	000	000	000	000	000	000
1390.....	000	000	000	000	000	000
1393.....	895	144901	555	100701	96	12480
1394.....	899	148035	562	102859	93	12640
1395.....	954	157303	594	107403	97	13965
1396.....	968	161230	602	110617	95	14485
<b>1397.....</b>	<b>1016</b>	<b>166543</b>	<b>629</b>	<b>112683</b>	<b>69</b>	<b>11533</b>
East Azarbayejan .....	49	7750	32	5813	3	0
West Azarbayejan .....	34	5496	25	4489	2	204
Ardebil.....	17	3794	12	2574	0	0
Esfahan.....	68	10183	45	6944	2	500
Alborz.....	18	2932	11	1723	0	0
Ilam.....	12	1237	9	1019	0	0
Bushehr .....	18	1765	10	1231	5	260
Tehran .....	168	36684	51	15221	23	6618
Chaharmahal&Bakhtiyari.....	11	2224	10	2022	0	0
South Khorasan.....	17	1680	14	1456	1	32
Khorasan-e-Razavi.....	66	13013	43	9769	4	370
North Khorasan .....	12	1525	10	1353	0	0
Khuzestan.....	60	9523	36	6115	10	1908
Zanjan.....	14	1981	10	1641	0	0
Semnan.....	12	1924	9	1592	0	0
Sistan&Baluchestan .....	23	3452	18	2967	0	0
Fars.....	78	13259	54	10385	6	518
Qazvin .....	15	1904	8	1166	0	0
Qom.....	10	2479	6	1747	0	0
Kordestan.....	20	3420	16	3096	1	64
Kerman .....	40	5409	26	3964	4	288
Kermanshah .....	23	3715	17	2972	2	228
Kohgiluyeh&Boyerahmad.....	10	1234	8	1070	1	82
Golestan .....	25	3294	16	2510	0	51
Gilan .....	37	5284	26	3969	1	60
Lorestan .....	26	3126	17	2434	1	50
Mazandaran .....	48	6281	31	4913	0	0
Markazi .....	22	2926	16	1984	0	0
Hormozgan.....	21	2384	14	1564	3	300
Hamedan .....	22	3298	16	2682	0	0
Yazd .....	20	3367	13	2298	0	0

### 18.4. NUMBER OF ACTIVE HOSPITALS AND LICENCED BEDS BY TYPE OF AFFILIATION (continued)

Year and Ostan	Non-public									
	Social Security		Other public institutions and organizations <sup>(2)</sup>		Private		Charity		Other <sup>(3)</sup>	
	Hospital	Licensed bed	Hospital	Licensed bed	Hospital	Licensed bed	Hospital	Licensed bed	Hospital	Licensed bed
1380 .....	000	000	000	000	000	000	000	000	000	000
1385 .....	000	000	000	000	000	000	000	000	000	000
1390 .....	000	000	000	000	000	000	000	000	000	000
1393 .....	70	11804	96	12480	146	15748	28	4168	000	000
1394 .....	68	11976	93	12640	146	16238	30	4322	000	000
1395 .....	72	12021	97	13965	159	19008	32	4906	000	000
1396 .....	70	12394	95	14485	168	18722	33	5012	000	000
<b>1397 .....</b>	<b>75</b>	<b>12756</b>	<b>32</b>	<b>4416</b>	<b>174</b>	<b>18703</b>	<b>35</b>	<b>5338</b>	<b>2</b>	<b>1114</b>
East Azarbayejan..	2	407	4	600	7	764	1	166	0	0
West Azarbayejan..	2	286	0	0	4	421	1	96	0	0
Ardebil .....	2	222	1	148	2	120	0	0	0	730
Esfahan .....	4	988	4	560	9	809	4	382	0	0
Alborz .....	1	316	1	250	5	643	0	0	0	0
Ilam .....	1	60	0	0	2	158	0	0	0	0
Bushehr .....	3	274	0	0	0	0	0	0	0	0
Tehran .....	12	3170	6	2051	65	8335	11	1289	0	0
Chaharmahal &Bakhtiyari.....	1	202	0	0	0	0	0	0	0	0
South Khorasan....	2	192	0	0	0	0	0	0	0	0
Khorasan-e- Razavi .....	3	688	0	0	8	714	7	1152	1	320
North Khorasan....	1	122	1	50	0	0	0	0	0	0
Khuzestan .....	7	620	2	85	4	690	1	105	0	0
Zanjan .....	2	190	1	50	1	100	0	0	0	0
Semnan .....	1	128	1	140	1	64	0	0	0	0
Sistan&Baluchesta	2	311	2	110	0	0	1	64	0	0
Fars .....	1	300	0	0	14	1026	3	1030	0	0
Qazvin.....	2	326	0	0	4	362	1	50	0	0
Qom .....	1	120	1	118	0	0	2	494	0	0
Kordestan.....	2	210	0	0	1	50	0	0	0	0
Kerman .....	3	570	0	0	6	462	1	125	0	0
Kermanshah.....	2	230	0	0	2	285	0	0	0	0
Kohgiluyeh& Boyerahmad.....	0	32	1	0	0	50	0	0	0	0
Golestan.....	2	350	1	0	6	383	0	0	0	0
Gilan .....	1	270	0	0	9	985	0	0	0	0
Lorestan .....	3	320	0	0	5	322	0	0	0	0
Mazandaran .....	5	436	3	128	9	804	0	0	0	0
Markazi.....	3	444	0	0	3	498	0	0	0	0
Hormozgan .....	1	300	0	0	2	156	0	0	1	64
Hamedan.....	2	416	2	50	2	150	0	0	0	0
Yazd.....	1	256	1	76	3	352	2	385	0	0

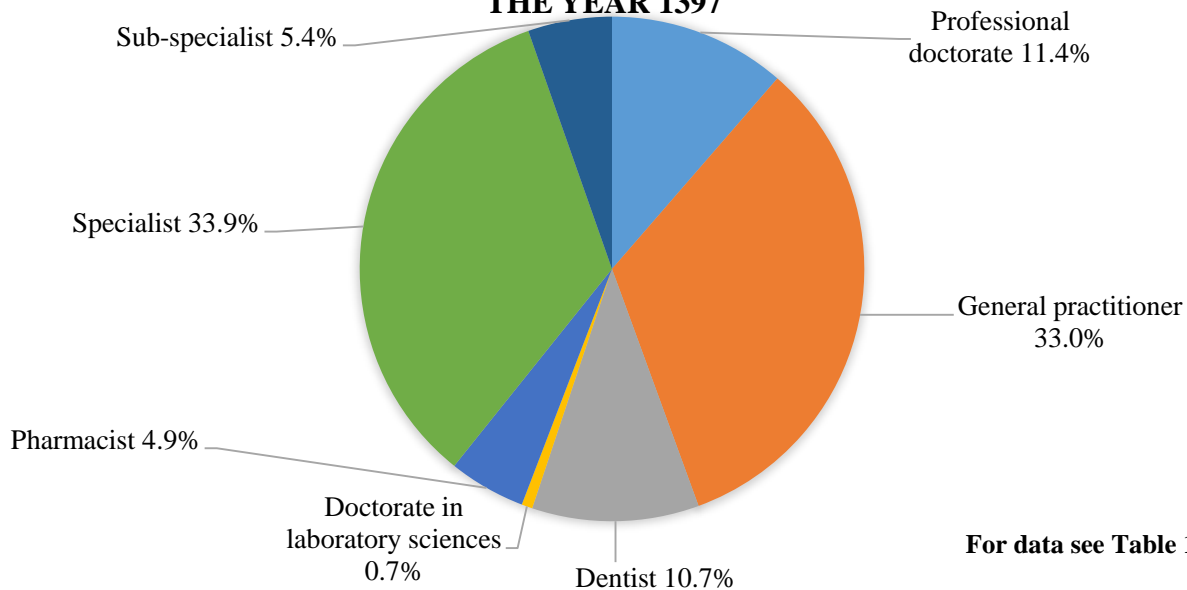
1. Including the Islamic Revolutionary Guard Corps, the Oil Company, the Police, education, the Army, and so on.

2. Including Islamic Azad University, Foundation of Martyrs and Veterans Affairs, etc.

3. Including NGOs, Research Centers, Sanatoriums, Knowledge-based Companies, etc.

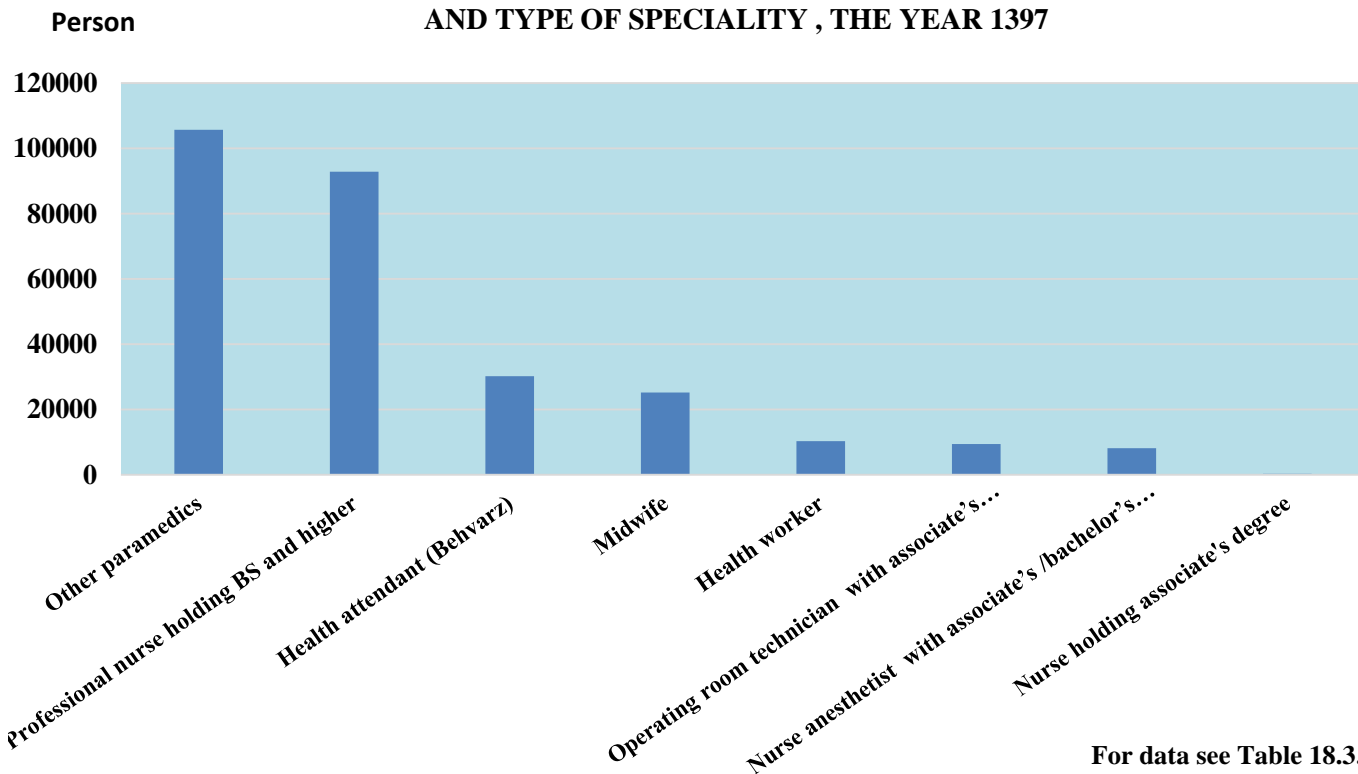
Source: Ministry of Health and Medical Education

**18.2. DISTRIBUTION OF PHYSICIANS EMPLOYED IN THE MINISTRY OF HEALTH AND MEDICAL EDUCATION BY FIELD SPECIALITY: THE YEAR 1397**



For data see Table 18.2.

**18.3. PARAMEDICS EMPLOYED IN THE MEDICAL SCIENCES UNIVERSITIES BY FIELD AND TYPE OF SPECIALITY , THE YEAR 1397**



For data see Table 18.3.

**18.5. NUMBER OF AVAILABLE (ACTIVE) BEDS IN HOSPITAL WARDS**

Year and Ostan	Total	Psychological	Burn	Intensive care unit (ICU)	Coronary care unit (CCU)	Neonatal intensive care unit (NICU)	Other
1380.....	000	000	000	000	000	000	000
1385.....	000	000	000	000	000	000	000
1390.....	000	000	000	000	000	000	000
1393.....	110485	10299	887	6374	4887	2169	85869
1394.....	110873	8935	840	6628	4849	2405	87216
1395.....	118156	9870	894	7642	5331	2771	91648
1396.....	125566	10332	914	8212	5589	3088	97431
<b>1397.....</b>	<b>138117</b>	<b>10247</b>	<b>921</b>	<b>8929</b>	<b>5930</b>	<b>3262</b>	<b>108828</b>
East Azarbayejan .....	6933	655	57	468	258	161	5334
West Azarbayejan .....	3933	119	17	282	162	80	3273
Ardebil .....	2452	209	10	101	57	35	2040
Esfahan.....	8979	792	56	525	310	169	7127
Alborz .....	3061	122	14	246	125	77	2477
Ilam.....	973	62	8	44	45	21	793
Bushehr .....	1465	45	24	81	57	37	1221
Tehran .....	29153	3129	137	2545	1562	772	21008
Chaharmahal&Bakhtiyari....	1589	173	10	60	45	47	1254
South Khorasan.....	1357	107	10	83	57	46	1054
Khorasan-e-Razavi.....	9819	924	51	604	310	291	7639
North Khorasan.....	1282	52	10	45	35	36	1104
Khuzestan.....	8394	609	58	456	379	178	6714
Zanjan .....	1969	146	17	89	49	52	1616
Semnan.....	1600	52	0	117	61	33	1337
Sistan&Baluchestan .....	3328	126	18	163	109	80	2832
Fars.....	10545	870	67	551	379	245	8433
Qazvin .....	1844	70	18	104	91	34	1527
Qom.....	2124	0	4	122	66	49	1883
Kordestan.....	2824	200	14	137	82	54	2337
Kerman .....	4914	419	36	268	235	96	3860
Kermanshah .....	2995	191	34	195	118	62	2395
Kohgiluyeh &Boyerahmad..	1707	108	14	54	51	29	1451
Golestan .....	2923	0	6	163	155	55	2544
Gilan .....	3695	222	5	185	176	39	3068
Lorestan .....	2740	229	22	204	146	110	2029
Mazandaran .....	5413	130	129	460	319	131	4244
Markazi .....	2150	45	18	140	111	32	1804
Hormozgan.....	2269	111	15	119	109	62	1853
Hamedan .....	2914	196	24	167	111	62	2354
Yazd .....	2773	134	18	151	160	87	2223

Source: Ministry of Health and Medical Education.

**18.6. ESTABLISHMENTS OFFERING PRIMARY HEALTH CARE**

Year and Ostan	Total	Comprehensive health service centers				Health care station		Active health houses	Maternity facilities	Border health care station
		Urban	Rural	Urban and rural	Round-the-clock	Rural	Urban attached and unattached			
1380 .....	000	000	000	000	000	000	000	000	000	000
1385 .....	12166 <sup>(1)</sup>	000	000	000	000	000	000	12166	000	000
1390 .....	17649 <sup>(1)</sup>	000	000	000	000	000	000	17649	000	000
1393 .....	24976 <sup>(1)</sup>	2376	2281	000	000	123	2278	17644	274	000
1394 .....	25636 <sup>(1)</sup>	2394	2278	000	000	139	2776	17792	257	000
1395 .....	27868 <sup>(1)</sup>	2820	2697	000	000	177	4021	17854	299	000
1396 .....	28468 <sup>(1)</sup>	2863	2820	000	000	225	4190	18116	254	000
<b>1397 .....</b>	<b>29465</b>	<b>1559</b>	<b>2645</b>	<b>1059</b>	<b>561</b>	<b>324</b>	<b>5265</b>	<b>17746</b>	<b>214</b>	<b>92</b>
East Azarbayejan...	1636	103	151	67	27	22	214	1043	6	3
West Azarbayejan..	1470	55	113	53	12	22	223	975	12	5
Ardebil .....	764	20	59	21	16	7	105	527	7	2
Esfahan .....	1374	144	97	69	53	8	466	527	9	1
Alborz .....	349	50	14	9	5	10	185	76	0	0
Ilam .....	336	14	25	26	10	6	48	202	4	1
Bushehr .....	428	25	30	31	23	1	82	218	4	14
Tehran .....	1439	223	62	29	28	56	766	267	4	4
Chaharmahal & Bakhtiyari.....	553	37	64	25	23	4	91	305	4	0
South Khorasan .....	492	11	61	17	13	5	63	315	5	2
Khorasan-e-Razavi.	2283	113	212	60	39	25	391	1419	9	15
North Khorasan .....	552	15	64	16	6	6	53	386	6	0
Khuzestan.....	1662	131	126	64	37	17	358	905	12	12
Zanjan .....	665	27	68	9	11	5	79	457	9	0
Semnan.....	262	20	23	18	6	3	57	134	1	0
Sistan&Baluchestan	1450	42	174	29	29	17	146	969	41	3
Fars.....	1758	66	197	91	38	30	285	1034	15	2
Qazvin.....	472	29	40	9	12	9	108	260	5	0
Qom.....	196	28	9	5	0	1	94	59	0	0
Kordestan .....	902	37	71	36	6	0	119	630	2	1
Kerman .....	1387	52	130	55	18	14	208	903	6	1
Kermanshah .....	944	24	59	36	13	1	146	647	13	5
Kohgiluyeh& Boyerahmad .....	504	10	47	19	11	3	52	351	11	0
Golestan .....	800	22	87	33	11	20	53	570	2	2
Gilan.....	1324	20	97	78	16	2	139	969	0	3
Lorestan.....	888	56	67	...	18	0	123	624	0	0
Mazandaran .....	1772	67	200	24	27	5	184	1258	5	2
Markazi .....	660	28	67	35	13	2	123	390	2	0
Hormozgan.....	941	36	108	36	16	10	109	596	18	12
Hamedan .....	851	21	88	49	15	13	105	559	0	1
Yazd .....	351	33	35	10	9	0	90	171	2	1

*1. Revised figures.*

*Source: Ministry of Health and Medical Education.*



**18.7. MEDICAL AND GENETICS DIAGNOSTIC LABORATORY BY TYPE OF AFFILIATION**

Year and Ostan	Total	Medical diagnostic laboratory						
		State-run		Non-public				
		Medical Science University	Other public institutions and organizations <sup>(1)</sup>	Social Security	Other public institutions and organizations <sup>(2)</sup>	Private	Charity	Other <sup>(3)</sup>
1380.....	3701	1873	000	000	000	1355	000	000
1385.....	4414	2071	000	000	000	1768	000	000
1390.....	4850	2075	000	000	000	2156	000	000
1393.....	5481	2234	311	246	000	2533	157	000
1394.....	5639	2340	305	261	000	2588	145	000
1395.....	5642	2269	321	280	000	2631	۱۴۱	000
1396.....	5621	2126	341	280	000	2736	138	000
<b>1397<sup>(4)</sup>.....</b>	<b>5359</b>	<b>1880</b>	<b>192</b>	<b>230</b>	<b>122</b>	<b>2683</b>	<b>142</b>	<b>20</b>
East Azarbayejan .....	178	8	0	1	11	154	0	0
West Azarbayejan .....	172	95	4	8	0	63	1	0
Ardebil .....	59	17	0	4	6	30	1	0
Esfahan.....	348	86	10	25	4	203	13	0
Alborz.....	178	29	8	7	4	124	1	0
Ilam. ....	57	33	0	1	2	16	3	2
Bushehr .....	82	49	6	6	0	21	0	0
Tehran .....	1206	242	49	30	28	771	60	0
Chaharmahal & Bakhtiyari.....	128	107	1	5	0	14	0	0
South Khorasan.....	38	17	2	4	1	13	0	0
Khorasan-e-Razavi.....	427	178	23	14	1	175	24	2
North Khorasan .....	73	51	0	4	4	13	1	0
Khuzestan.....	192	17	19	8	6	135	5	0
Zanjan.....	76	41	0	7	4	23	1	0
Semnan.....	68	37	1	5	3	22	0	0
Sistan&Baluchestan .....	157	118	0	6	5	25	2	0
Fars.....	347	105	5	12	22	186	7	4
Qazvin .....	94	36	0	8	4	42	1	0
Qom.....	60	7	0	4	4	31	12	0
Kordestan.....	51	15	1	2	0	33	0	0
Kerman .....	202	112	10	9	0	63	4	0
Kermanshah .....	136	74	12	6	0	43	0	0
Kohgiluyeh&Boyerahmad.....	74	42	2	5	1	23	0	0
Golestan .....	122	40	4	7	0	65	0	5
Gilan .....	148	26	5	11	0	105	0	0
Lorestan .....	86	43	3	5	0	34	0	0
Mazandaran .....	146	27	2	4	5	104	0	0
Markazi .....	133	77	0	9	7	40	0	0
Hormozgan.....	51	13	5	2	0	29	1	0
Hamedan .....	126	55	13	1	0	47	3	7
Yazd .....	144	83	7	10	0	36	2	0

### 18.7. MEDICAL AND GENETICS DIAGNOSTIC LABORATORY BY TYPE OF AFFILIATION (continued)

Year and Ostan	Genetics diagnostic laboratory						
	State-run			Non-public			
	Medical Science University	Other public institutions and organizations <sup>(1)</sup>	Social Security	Other public institutions and organizations <sup>(2)</sup>	Private	Charity	Other <sup>(3)</sup>
1380 .....	000	000	000	000	000	000	000
1385 .....	000	000	000	000	000	000	000
1390 .....	000	000	000	000	000	000	000
1393 .....	000	000	000	000	000	000	000
1394 .....	000	000	000	000	000	000	000
1395 .....	000	000	000	000	000	000	000
1396 .....	000	000	000	000	000	000	000
<b>1397<sup>(3)</sup> .....</b>	<b>14</b>	<b>2</b>	<b>0</b>	<b>1</b>	<b>72</b>	<b>1</b>	<b>0</b>
East Azarbayejan .....	0	0	0	0	4	0	0
West Azarbayejan.....	0	0	0	0	1	0	0
Ardebil .....	1	0	0	0	0	0	0
Esfahan. ....	1	0	0	0	6	0	0
Alborz .....	0	0	0	0	5	0	0
Ilam. ....	0	0	0	0	0	0	0
Bushehr.....	0	0	0	0	0	0	0
Tehran .....	2	0	0	0	24	0	0
Chaharmahal&Bakhtiyari....	1	0	0	0	0	0	0
South Khorasan.....	0	0	0	0	1	0	0
Khorasan-e-Razavi .....	1	0	0	1	7	1	0
North Khorasan.....	0	0	0	0	0	0	0
Khuzestan .....	0	0	0	0	2	0	0
Zanjan .....	0	0	0	0	0	0	0
Semnan .....	0	0	0	0	0	0	0
Sistan&Baluchestan.....	1	0	0	0	0	0	0
Fars .....	1	1	0	0	4	0	0
Qazvin.....	1	0	0	0	2	0	0
Qom . ....	0	0	0	0	2	0	0
Kordestan.....	0	0	0	0	0	0	0
Kerman .....	2	0	0	0	2	0	0
Kermanshah .....	0	0	0	0	1	0	0
Kohgiluyeh&Boyerahmad..	1	0	0	0	0	0	0
Golestan .....	0	0	0	0	1	0	0
Gilan .....	0	0	0	0	1	0	0
Lorestan .....	0	0	0	0	1	0	0
Mazandaran .....	0	0	0	0	4	0	0
Markazi .....	0	0	0	0	0	0	0
Hormozgan .....	0	0	0	0	1	0	0
Hamedan .....	0	0	0	0	0	0	0
Yazd .....	2	1	0	0	3	0	0

1. Including the Islamic Revolutionary Guard Corps, the Oil Company, the Police, education, the Army, and so on.

2. Including Islamic Azad University, Foundation of Martyrs and Veterans Affairs, etc.

3. Including NGOs, Research Centers, Sanatoriums, Knowledge-based Companies, etc.

4. Decrease in number is due to including the centres with permit issuance.

Source: Ministry of Health and Medical Education.

**18.8. COMPREHENSIVE MEDICAL REHABILITATION CENTRES BY TYPE OF AFFILIATION**

Year and Ostan	Total	State-run		Non-public				
		Medical Science University	Other public institutions and organizations <sup>(1)</sup>	Social Security	Other public institutions and organizations <sup>(2)</sup>	Private	Charity	Other <sup>(3)</sup>
1380.....	1679	225	000	000	000	953	000	000
1385.....	2704	319	000	000	000	1789	000	000
1390.....	4522	378	000	000	000	3378	000	000
1393.....	6266	445	511	103	000	5081	126	000
1394.....	7001	512	566	121	000	5666	136	000
1395.....	7449	550	630	134	000	5984	151	000
1396.....	8110	567	639	124	000	6608	172	000
<b>1397.....</b>	<b>9453</b>	<b>1071</b>	<b>400</b>	<b>65</b>	<b>177</b>	<b>7557</b>	<b>148</b>	<b>35</b>
East Azarbayejan	143	1	3	0	4	135	0	0
West Azarbayejan	220	6	20	1	0	178	0	15
Ardebil .....	106	0	3	0	0	103	0	0
Esfahan.....	604	16	57	6	23	494	8	0
Alborz.....	790	45	31	9	13	685	6	1
Ilam .....	38	0	3	0	0	35	0	0
Bushehr .....	82	3	6	1	0	72	0	0
Tehran .....	2144	664	19	9	10	1422	20	0
Chaharmahal& Bakhtiyari.....	71	1	3	0	0	67	0	0
South Khorasan ....	218	6	33	0	1	172	1	5
Khorasan-e-Razavi	1354	73	87	12	7	1131	34	10
North Khorasan ....	74	2	1	0	5	65	1	0
Khuzestan.....	462	7	14	1	3	436	1	0
Zanjan.....	85	12	0	0	9	63	1	0
Semnan.....	86	11	15	0	2	52	5	1
Sistan&Baluchestan	173	30	0	2	6	132	3	0
Fars.....	336	25	3	2	16	268	22	0
Qazvin .....	120	7	5	2	2	101	3	0
Qom.....	192	6	0	2	18	140	26	0
Kordestan .....	137	1	16	0	2	118	0	0
Kerman.....	255	15	24	5	5	201	4	1
Kermanshah.....	192	16	16	2	0	158	0	0
Kohgiluyeh& Boyerahmad .....	86	22	0	1	2	61	0	0
Golestan .....	200	12	0	4	12	171	0	1
Gilan.....	256	2	0	0	0	254	0	0
Lorestan.....	94	0	0	0	4	90	0	0
Mazandaran.....	384	28	4	1	21	330	0	0
Markazi .....	142	9	4	0	4	122	3	0
Hormozgan.....	64	0	0	0	0	64	0	0
Hamedan .....	147	25	5	2	6	108	0	1
Yazd .....	198	26	28	3	2	129	10	0

1. Including the Islamic Revolutionary Guard Corps, the Oil Company, the Police, education, the Army, and so on.

2. Including Islamic Azad University, Foundation of Martyrs and Veterans Affairs, etc.

3. Including NGOs, Research Centers, Sanatoriums, Knowledge-based Companies, etc.

Source: Ministry of Health and Medical Education.

**18.9. NUCLEAR DIAGNOSTIC CENTRES BY TYPE OF AFFILIATION**

Year and Ostan	Total	State-run		Non-public				
		Medical Science University	Other public institutions and organizations <sup>(1)</sup>	Social Security	Other public institutions and organizations <sup>(2)</sup>	Private	Charity	Other <sup>(3)</sup>
1380 .....	1801	667	000	000	000	815	000	000
1385 .....	2227	761	000	000	000	1087	000	000
1390 .....	2802	726	000	000	000	1421	000	000
1393 .....	2889	661	212	160	000	1746	110	000
1394 .....	3070	716	232	168	000	1840	114	000
1395 .....	3246	805	237	171	000	1929	104	000
1396 .....	3387	814	221	189	000	2053	110	000
<b>1397<sup>(4)</sup> .....</b>	<b>3296</b>	<b>817</b>	<b>110</b>	<b>137</b>	<b>81</b>	<b>2030</b>	<b>99</b>	<b>22</b>
East Azarbayejan..	74	2	0	0	0	72	0	0
West Azarbayejan.	88	23	4	6	0	54	1	0
Ardebil .....	58	14	0	4	1	36	0	3
Esfahan .....	254	59	0	18	21	149	7	0
Alborz .....	126	15	5	5	3	96	2	0
Ilam .....	15	13	0	0	0	2	0	0
Bushehr .....	52	14	6	4	0	28	0	0
Tehran .....	950	195	34	17	10	645	41	8
Chaharmahal& Bakhtiyari .....	41	16	2	4	0	19	0	0
South Khorasan.....	32	14	3	4	0	11	0	0
Khorasan-e-Razavi	214	44	21	5	0	128	16	0
North Khorasan.....	31	15	0	1	3	12	0	0
Khuzestan .....	96	10	1	3	0	81	0	1
Zanjan .....	40	16	0	3	2	18	1	0
Semnan .....	23	9	2	1	1	10	0	0
Sistan & Baluchestan	29	13	0	3	2	11	0	0
Fars .....	239	77	1	7	10	133	11	0
Qazvin.....	51	14	2	5	0	29	1	0
Qom .....	50	8	0	4	3	24	11	0
Kordestan.....	35	16	2	2	0	15	0	0
Kerman .....	92	34	0	4	1	46	1	6
Kermanshah .....	82	26	7	4	0	45	0	0
Kohgiluyeh& Boyerahmad .....	32	13	1	4	0	14	0	0
Golestan .....	34	6	1	1	0	24	0	2
Gilan .....	93	25	0	1	1	66	0	0
Lorestan .....	59	19	0	5	5	29	1	0
Mazandaran .....	170	33	11	6	10	108	0	2
Markazi.....	53	19	0	4	5	25	0	0
Hormozgan .....	53	15	3	1	0	33	1	0
Hamedan.....	61	16	0	4	3	35	3	0
Yazd.....	69	24	4	7	0	32	2	0

1. Including the Islamic Revolutionary Guard Corps, the Oil Company, the Police, education, the Army, and so on.

2. Including Islamic Azad University, Foundation of Martyrs and Veterans Affairs, etc.

3. Including NGOs, Research Centers, Sanatoriums, Knowledge-based Companies, etc.

4. Decrease in number is due to including the centres with permit issuance.

Source: Ministry of Health and Medical Education.

**18.10. PHARMACIES BY AFFILIATION TYPE**

Year and Ostan	Total	State-run		Non-public				
		Medical Science University	Other public institutions and organizations <sup>(1)</sup>	Social Security	Other public institutions and organizations <sup>(2)</sup>	Private	Charity	Other <sup>(3)</sup>
1380 .....	5918	348	000	000	000	5360	000	000
1385.....	7358	467	000	000	000	6650	000	000
1390.....	8484	423	000	000	000	7666	000	000
1393.....	10069	518	248	000	149	9083	71	000
1394.....	9973	588	288	000	156	8892	49	000
1395.....	10937	574	223	000	168	9929	43	000
1396.....	11036	532	231	000	195	10028	50	000
<b>1397<sup>(3)</sup>.....</b>	<b>11253</b>	<b>575</b>	<b>112</b>	<b>164</b>	<b>148</b>	<b>10197</b>	<b>45</b>	<b>12</b>
East Azarbayejan...	618	33	0	12	7	565	1	0
West Azarbayejan..	372	24	8	8	0	332	0	0
Ardebil .....	11	3	0	1	0	7	0	0
Esfahan.....	878	16	0	3	4	855	0	0
Alborz.....	442	12	3	8	0	419	0	0
Ilam .....	79	9	0	1	1	68	0	0
Bushehr .....	125	8	7	8	0	102	0	0
Tehran .....	2744	65	32	13	23	2597	14	0
Chaharmahal&								
Bakhtiyari.....	99	2	1	0	1	95	0	0
South Khorasan.	88	15	0	2	2	69	0	0
Khorasan-e-Razavi.	1019	47	6	18	3	938	6	1
North Khorasan .....	98	10	1	2	0	85	0	0
Khuzestan.....	666	30	7	26	31	566	6	0
Zanjan.....	126	10	1	2	4	108	0	1
Semnan.....	76	1	0	1	3	70	0	1
Sistan&								
Baluchestan .....	206	15	1	1	2	186	1	0
Fars.....	735	49	5	2	1	675	3	0
Qazvin .....	154	9	0	2	2	140	1	0
Qom.....	168	0	0	0	0	168	0	0
Kordestan .....	170	15	3	6	0	146	0	0
Kerman.....	337	22	15	7	4	288	1	0
Kermanshah.....	274	19	0	2	5	248	0	0
Kohgiluyeh&								
Boyerahmad .....	78	7	4	3	30	34	0	0
Golestan .....	256	17	0	7	5	227	0	0
Gilan.....	394	26	5	1	0	353	9	0
Lorestan.....	211	16	6	10	0	170	1	8
Mazandaran .....	88	7	0	0	0	80	0	1
Markazi .....	187	43	3	1	4	136	0	0
Hormozgan .....	125	15	0	1	6	103	0	0
Hamedan .....	223	16	4	8	0	194	1	0
Yazd .....	206	14	0	8	10	173	1	0

1. Including the Islamic Revolutionary Guard Corps, the Oil Company, the Police, education, the Army, and so on.

2. Including Islamic Azad University, Foundation of Martyrs and Veterans Affairs, etc.

3. Including NGOs, Research Centers, Sanatoriums, Knowledge-based Companies, etc.

Source: Ministry of Health and Medical Education.

**18.11. NUMBER OF GENERAL AND SPECIALIZED CLINICS BY TYPE OF AFFILIATION**

Year and Ostan	Total	General clinic						
		State-run		Non-public				
		Medical Science University	Other public institutions and organizations <sup>(1)</sup>	Social Security	Other public institutions and organizations <sup>(2)</sup>	Private	Charity	Other <sup>(3)</sup>
1380.....	000	000	000	000	000	000	000	000
1385.....	000	000	000	000	000	000	000	000
1390.....	000	000	000	000	000	000	000	000
1393.....	3463	827	604	243	000	1529	260	000
1394.....	4168	1180	607	270	000	1842	269	000
1395.....	4423	1207	653	297	000	1986	280	000
1396.....	4374	912	659	302	000	2205	296	000
<b>1397.....</b>	<b>5265</b>	<b>211</b>	<b>319</b>	<b>183</b>	<b>168</b>	<b>1355</b>	<b>264</b>	<b>23</b>
East Azarbayejan .....	176	1	18	4	10	80	3	0
West Azarbayejan.....	460	22	14	9	1	35	4	6
Ardebil.....	202	13	0	4	1	34	1	0
Esfahan.....	442	6	20	2	4	62	25	0
Alborz.....	179	0	4	6	6	64	4	0
Ilam.....	39	7	0	0	0	9	3	0
Bushehr.....	56	13	13	10	0	8	0	0
Tehran.....	1026	2	43	6	29	363	96	0
Chaharmahal&Bakhtiyari..	39	9	6	5	0	11	1	0
South Khorasan .....	47	13	6	6	0	0	8	0
Khorasan-e-Razavi.....	353	14	36	14	7	125	35	0
North Khorasan .....	34	7	7	2	2	9	2	0
Khuzestan.....	261	15	16	10	16	74	7	2
Zanjan.....	145	0	0	5	6	11	1	0
Semnan.....	48	8	15	4	0	7	2	1
Sistan&Baluchestan.....	240	9	1	4	10	28	6	0
Fars.....	284	5	23	15	6	71	24	0
Qazvin.....	59	0	4	6	0	27	0	0
Qom.....	77	6	0	4	7	22	13	0
Kordestan.....	56	14	6	6	1	6	4	0
Kerman.....	191	14	21	9	3	62	11	1
Kermanshah.....	111	0	12	1	0	34	0	0
Kohgiluyeh&Boyerahmad....	8	1	0	0	0	0	0	0
Golestan.....	88	13	0	6	10	27	0	0
Gilan.....	88	3	14	7	4	36	3	0
Lorestan.....	43	0	11	9	0	16	1	0
Mazandaran.....	185	5	3	2	25	55	1	2
Markazi.....	58	0	10	8	1	14	0	2
Hormozgan.....	64	0	11	7	0	19	3	1
Hamedan.....	84	11	3	4	5	13	3	8
Yazd.....	122	0	2	8	14	33	3	0

### 18.11. NUMBER OF GENERAL AND SPECIALIZED CLINICS BY TYPE OF AFFILIATION (continued)

Year and Ostan	Specialized clinics						
	State-run		Non-public				
	Medical Science University	Other public institutions and organizations <sup>(1)</sup>	Social Security	Other public institutions and organizations <sup>(2)</sup>	Private	Charity	Other <sup>(3)</sup>
1380.....	000	000	000	000	000	000	000
1385.....	000	000	000	000	000	000	000
1390.....	000	000	000	000	000	000	000
1393.....	000	000	000	000	000	000	000
1394.....	000	000	000	000	000	000	000
1395.....	000	000	000	000	000	000	000
1396.....	000	000	000	000	000	000	000
<b>1397.....</b>	<b>1090</b>	<b>76</b>	<b>82</b>	<b>61</b>	<b>1401</b>	<b>30</b>	<b>2</b>
East Azarbayejan.....	4	4	0	2	50	0	0
West Azarbayejan.....	258	42	23	1	32	12	1
Ardebil.....	119	0	16	1	13	0	0
Esfahan.....	96	4	2	0	215	6	0
Alborz.....	5	2	3	6	79	0	0
Ilam.....	15	0	0	0	5	0	0
Bushehr.....	0	0	0	2	10	0	0
Tehran.....	23	10	0	15	434	5	0
Chaharmahal&Bakhtiari..	4	0	0	0	3	0	0
South Khorasan.....	12	1	0	0	1	0	0
Khorasan-e-Razavi.....	27	1	0	2	88	4	0
North Khorasan.....	4	0	0	0	1	0	0
Khuzestan.....	34	1	2	1	83	0	0
Zanjan.....	102	0	8	4	8	0	0
Semnan.....	8	0	0	0	3	0	0
Sistan&Baluchestan.....	132	0	15	19	15	1	0
Fars.....	33	0	0	0	106	1	0
Qazvin.....	13	0	2	0	7	0	0
Qom.....	5	0	0	0	20	0	0
Kordestan.....	8	0	1	1	9	0	0
Kerman.....	28	0	0	3	39	0	0
Kermanshah.....	22	6	4	0	32	0	0
Kohgiluyeh&Boyerahmad	4	0	3	0	0	0	0
Golestan.....	9	0	1	2	19	1	0
Gilan.....	1	2	0	0	18	0	0
Lorestan.....	0	0	0	1	5	0	0
Mazandaran.....	78	0	0	0	14	0	0
Markazi.....	5	1	0	0	17	0	0
Hormozgan.....	3	0	0	0	19	0	1
Hamedan.....	20	2	1	0	14	0	0
Yazd.....	18	0	1	1	42	0	0

1. Including the Islamic Revolutionary Guard Corps, the Oil Company, the Police, education, the Army, and so on.

2. Including Islamic Azad University, Foundation of Martyrs and Veterans Affairs, etc.

3. Including NGOs, Research Centers, Sanatoriums, Knowledge-based Companies, etc.

Source: Ministry of Health and Medical Education

**18.12. NUMBER OF PRE-HOSPITAL EMERGENCY STATIONS 115**

Year and Ostan	Total	Urban	Road
1380 .....	000	000	000
1385 .....	000	000	000
1390 .....	000	000	000
1393 .....	2022	822	1200
1394 .....	2159	769	1390
1395 .....	2270	828	1442
1396 .....	2473	918	1555
<b>1397 .....</b>	<b>2536</b>	<b>967</b>	<b>1569</b>
East Azarbayejan .....	117	53	64
West Azarbayejan.....	72	30	42
Ardebil .....	53	23	30
Esfahan. ....	167	84	83
Alborz .....	56	29	27
Ilam.....	40	12	28
Bushehr.....	52	17	35
Tehran <sup>(1)</sup> .....	77	32	45
Chaharmahal&Bakhtiyari .....	49	17	32
South Khorasan.....	71	18	53
Khorasan-e-Razavi .....	225	102	123
North Khorasan.....	43	13	30
Khuzestan .....	164	63	101
Zanjan .....	51	17	34
Semnan .....	47	12	35
Sistan&Baluchestan.....	143	33	110
Fars .....	191	66	125
Qazvin.....	39	13	26
Qom . ....	39	21	18
Kordestan.....	56	23	33
Kerman .....	160	47	113
Kermanshah .....	63	29	34
Kohgiluyeh&Boyerahmad.....	43	16	27
Golestan .....	57	23	34
Gilan .....	62	25	37
Lorestan .....	68	28	40
Mazandaran .....	102	36	66
Markazi .....	53	19	34
Hormozgan .....	70	24	46
Hamedan .....	55	22	33
Yazd .....	51	20	31

Source: Ministry of Health and Medical Education.



**18.13. BLOOD PRODUCTS PRODUCED AND DELIVERED TO THE MEDICAL CENTRES  
BY THREE MAJOR PRODUCTS, THE YEAR 1397 (unit)**

Ostan	Blood products produced			Blood products delivered to medical centres		
	Packed Red Blood Cells (PRBC)	Fresh frozen plasma (FFP)	Platelets concentrate	Packed Red Blood Cells (PRBC)	Fresh frozen plasma (FFP)	Platelets concentrate
<b>Total country .....</b>	<b>2032011</b>	<b>1874376</b>	<b>1081780</b>	<b>1931330</b>	<b>645889</b>	<b>947774</b>
East Azarbayejan.....	88775	84602	50384	82356	39444	49503
West Azarbayejan .....	72786	68342	23879	53765	16530	23843
Ardebil .....	39569	36946	10687	18481	7833	10052
Esfahan.....	125230	108652	60684	116422	47321	60075
Alborz .....	55822	49968	13186	44383	12868	10187
Ilam .....	13752	10568	3266	11165	2263	3512
Bushehr .....	31053	21910	8454	27216	7039	7332
Tehran .....	307422	297933	270634	401904	161317	267799
Chaharmahal&Bakhtiari ...	21841	19747	11081	17441	11902	10434
South Khorasan .....	21262	18921	6919	9961	4414	4948
Khorasan-e-Razavi.....	147894	134869	89797	138162	49996	78390
North Khorasan .....	16834	16495	4900	8231	5173	3737
Khuzestan.....	108213	95235	59631	122072	29270	47185
Zanjan .....	22527	21875	10171	19756	6777	8623
Semnan.....	31733	28411	13764	16084	5670	3879
Sistan&Baluchestan .....	68232	63419	21089	105527	16945	13900
Fars.....	156062	132155	97061	152134	53600	77728
Qazvin .....	39726	36713	15562	22601	7688	14697
Qom .....	39727	55371	16784	26619	8980	14667
Kordestan .....	25860	23296	14323	22185	9562	10110
Kerman .....	67826	65615	37681	63328	18363	32661
Kermanshah .....	49003	46973	36564	43703	13947	34340
Kohgiluyeh&Boyerahmad....	17656	14826	7002	15168	4963	3828
Golestan .....	46795	41927	26279	45951	11358	21368
Gilan.....	78298	74468	19293	77618	12699	16675
Lorestan.....	37334	35038	12407	25749	10022	10642
Mazandaran.....	128769	109877	56864	100044	16409	33215
Markazi .....	40103	38578	21252	24992	10520	19330
Hormozgan.....	56118	51056	16771	52533	10960	14953
Hamedan .....	35881	35180	28741	31955	17506	24635
Yazd .....	39908	35410	16670	33824	14550	15526

Source: Iranian Blood Transfusion Organization (IBTO).

**18.14. DONORS AND AMOUNT OF DONATED BLOODS BY GENDER AND DONATION STATUS, THE YEAR 1397**
**(unit)**

Ostan	Number of donors	Total amount of blood donation			Total blood donation by donation status		
		Both sexes	Male	Female	Frequent	Infrequent	First time
<b>Total country .....</b>	<b>2664066</b>	<b>2094967</b>	<b>2003454</b>	<b>91513</b>	<b>1238783</b>	<b>601689</b>	<b>254495</b>
East Azarbayejan.....	115487	94453	91941	2512	52027	28014	14412
West Azarbayejan .....	92849	78335	75768	2567	45812	22889	9634
Ardebil .....	47623	40540	38011	2529	25334	9964	5242
Esfahan.....	163309	128504	124053	4451	79267	33172	16065
Alborz.....	80372	59678	57159	2519	28687	18778	12213
Ilam .....	18872	13952	13333	619	9750	4200	2
Bushehr .....	44900	32137	30772	1365	24205	7930	2
Tehran .....	387222	315870	302520	13350	152875	104041	58954
Chaharmahal&Bakhtiari ..	29821	22587	21969	618	14730	7813	44
South Khorasan .....	28124	21918	20315	1603	14071	6060	1787
Khorasan-e-Razavi.....	195275	151118	142627	8491	81664	42192	27262
North Khorasan .....	24795	17111	16264	847	12637	4470	4
Khuzestan.....	148145	112122	109939	2183	68102	29717	14303
Zanjan.....	28742	23156	21670	1486	13923	6264	2969
Semnan.....	40668	31324	29730	1594	25292	5920	112
Sistan&Baluchestan .....	89025	69420	64441	4979	45627	16881	6912
Fars.....	224879	159213	152623	6590	90361	49408	19444
Qazvin .....	53737	40152	37434	2718	24761	10999	4392
Qom .....	51814	40864	39298	1566	25356	11203	4305
Kordestan .....	37115	26644	24697	1947	17776	8868	0
Kerman .....	89705	69376	65787	3589	40404	21462	7510
Kermanshah .....	62150	50290	47111	3179	24903	16414	8973
Kohgiluyeh&Boyerahmad .	25252	18364	17733	631	12561	5720	83
Golestan .....	57842	47506	45082	2424	30509	12125	4872
Gilan.....	96714	81913	78937	2976	48505	21810	11598
Lorestan.....	51824	38205	34998	3207	26259	11871	75
Mazandaran.....	154893	131096	127486	3610	90974	36467	3655
Markazi .....	49520	41798	38773	3025	24096	11335	6367
Hormozgan.....	66924	56783	54645	2138	33917	13453	9413
Hamedan .....	51994	36846	35891	955	25526	11314	6
Yazd .....	54474	43692	42447	1245	28872	10935	3885

Source: Iran Blood Transfusion Organization.

**18.15. NUMBER OF THE EMPLOYED <sup>(1)</sup> IN THE GOVERNMENTAL VETERINARY SECTOR  
BY OCCUPATIONAL FIELD, THE YEAR 1397**

Description	Grand total	Veterinarian	Occupational fields <sup>(2)</sup> by expertise		Veterinarian with associate's degree	Veterinary technician	Other occupational fields
			Technical expert	Non-technical			
<b>Total country .....</b>	<b>6249</b>	<b>1959</b>	<b>1442</b>	<b>774</b>	<b>1101</b>	<b>54</b>	<b>919</b>
Central Organization .....	320	114	37	74	2	0	93
East Azarbayejan.....	307	94	65	37	54	0	57
West Azarbayejan .....	248	95	57	29	31	1	35
Ardebil .....	175	49	48	25	27	2	24
Esfahan.....	309	78	59	38	87	4	43
Alborz .....	115	54	21	12	11	1	16
Ilam .....	149	35	49	17	31	0	17
Bushehr .....	165	39	55	21	28	0	22
Tehran .....	229	108	63	24	26	0	8
Chaharmahal&Bakhtiari .....	146	46	37	18	28	3	14
South Khorasan .....	164	40	48	22	39	2	13
Khorasan-e-Razavi.....	365	143	89	21	63	5	44
North Khorasan .....	131	31	25	27	26	0	22
Khuzestan.....	294	75	48	35	68	4	64
Zanjan .....	118	31	19	23	25	3	17
Semnan.....	133	44	28	27	19	9	6
Sistan&Baluchestan .....	186	45	68	16	39	2	16
Fars.....	294	112	39	23	57	1	62
Qazvin .....	134	44	31	17	10	0	32
Qom .....	94	29	25	16	12	1	11
Kordestan .....	163	47	41	12	26	0	37
Kerman .....	332	105	66	16	107	1	37
Kermanshah .....	170	47	21	30	33	2	37
Kohgiluyeh&Boyerahmad ....	127	34	25	21	15	2	30
Golestan .....	179	51	57	30	34	0	7
Gilan.....	180	61	48	19	32	1	19
Lorestan.....	171	38	60	17	29	2	25
Mazandaran.....	309	108	79	42	61	4	15
Markazi .....	143	48	28	18	11	1	37
Hormozgan.....	138	37	46	15	21	1	18
Hamedan .....	157	47	35	19	32	2	22
Yazd .....	104	30	25	13	17	0	19

1. Excluding people working for Higher Education Centres.

2. Including experts and senior experts.

Sources: Iran Veterinary Organization.

- Ministry of Agriculture Jihad.

**18.16. OPERATING MEDICAL CENTRES IN THE PRIVATE VETERINARY SECTOR,  
THE YEAR 1397**

Ostan	Veterinary pharmacy	Livestock vaccination centres	Veterinary clinic	Hospital	Veterinary lab
<b>Total country .....</b>	<b>1938</b>	<b>1021</b>	<b>1194</b>	<b>83</b>	<b>260</b>
East Azarbayejan.....	160	83	54	0	17
West Azarbayejan .....	174	119	21	15	24
Ardebil .....	63	35	0	0	4
Esfahan.....	117	61	52	2	24
Alborz .....	25	11	51	5	11
Ilam .....	32	16	14	1	3
Bushehr .....	11	2	4	0	3
Tehran .....	79	35	218	23	29
Chaharmahal&Bakhtiari ...	46	21	53	0	3
South Khorasan .....	22	14	26	1	3
Khorasan-e-Razavi.....	116	85	99	8	24
North Khorasan .....	21	17	11	1	0
Khuzestan.....	67	44	56	0	8
Zanjan .....	22	13	2	0	2
Semnan.....	26	21	17	1	7
Sistan&Baluchestan .....	23	18	16	0	1
Fars.....	141	85	120	6	17
Qazvin .....	30	7	1	1	4
Qom .....	18	12	0	1	2
Kordestan .....	33	24	58	1	11
Kerman .....	74	56	32	0	4
Kermanshah .....	59	50	4	1	3
Kohgiluyeh&Boyerahmad ..	18	5	24	0	1
Golestan .....	83	30	24	7	13
Gilan.....	72	52	23	2	5
Lorestan.....	57	1	10	0	5
Mazandaran.....	206	56	148	7	21
Markazi .....	38	21	22	0	5
Hormozgan.....	12	0	12	0	0
Hamedan .....	45	15	21	0	4
Yazd .....	48	12	1	0	2

Sources: Iran Veterinary Organization,  
- Ministry of Agriculture-Jahad.