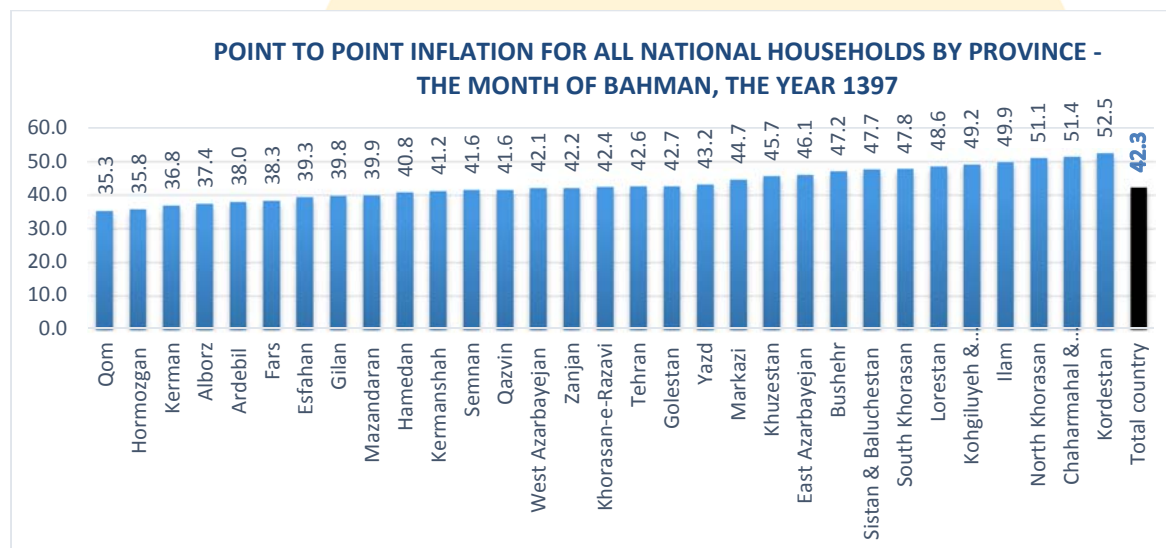


CPI by Provinces in the Month of Bahman of the Year 1397¹

All Households

In the month of Bahman² of the year 1397, the nation's household general index (1395=100) stood at 158.1 which increased by 2.2 percent compared with the previous month. In this month, the province of Yazd saw the highest monthly inflation rate of the national household with a 3.5 percent increase and the lowest monthly inflation rate belonged to Hormozgan province with a 1.6 percent rise. Percentage change of general index for the national households was 42.3 percent in contrast to the corresponding month of the previous year (point to point inflation).

The highest point to point inflation rate was for Kordestan province with 52.5 percent and the lowest one was for Qom province with 35.3 percent. That is to say that the households residing in Kordestan province spent, on average, 10.2 percent more than the nation's total mean, and the households living in Qom province spent, on average, 7.0 percent less than the nation's total mean compared with the month of Bahman of the year 1396 for purchasing the **same range of goods and services**". The twelve-month inflation rate ending the month of Bahman of the year 1397 for the national households stood at 23.5 percent. The highest twelve-month inflation rate went to Lorestan province with 27.9 percent and the lowest one was for Kerman province with 18.8 percent. The twelve-month inflation rate gap of provinces in the month of Bahman was 9.1 percent indicating a 0.6 percentage point rise over the previous month.



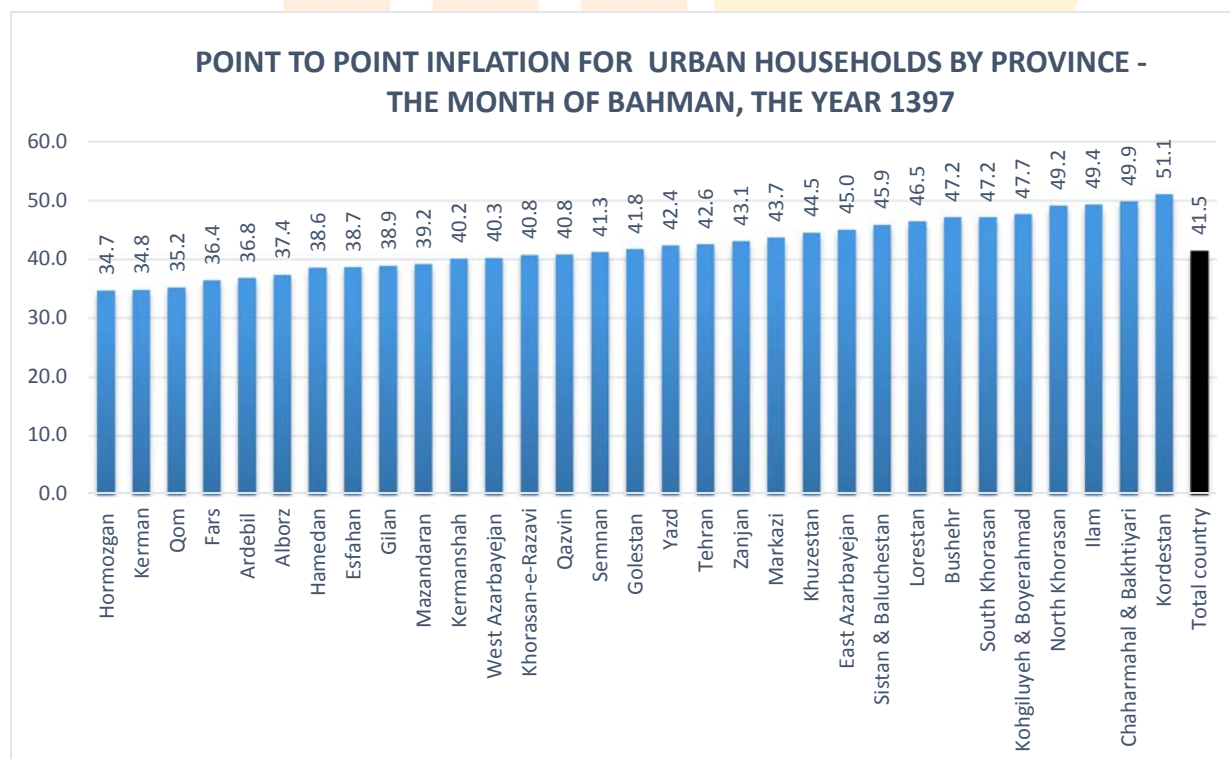
¹- It is the Iranian year which usually begins on the day of 21 March of the Gregorian calendar. To find the corresponding year of the Gregorian calendar, add 621 or 622 (depending on the time of the year) to a [solar Hijri](#) year. For example the corresponding year of the year 1397 in the Gregorian calendar is (21 March 2018-20 March 2019).

²- **Iranian months and their equivalent in Gregorian calendar**

Farvardin (21 March-20 April)	Mehr (23 September-22 October)
Ordibehesht (21 April-21 May)	Aban (23 October-21 November)
Khordad (22 May-21 June)	Azar (22 November-21 December)
Tir (22 June-22 July)	Dey (22 December-20 January)
Mordad (23 July-22 August)	Bahman (21 January-19 February)
Shahrivar (23 August-22 September)	Esfand (20 February-20 March)

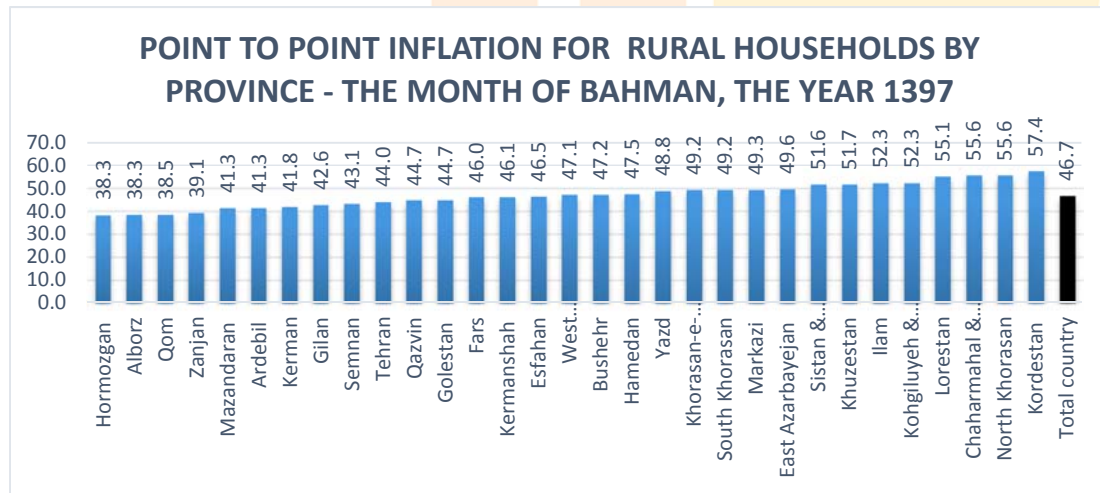
Urban Households


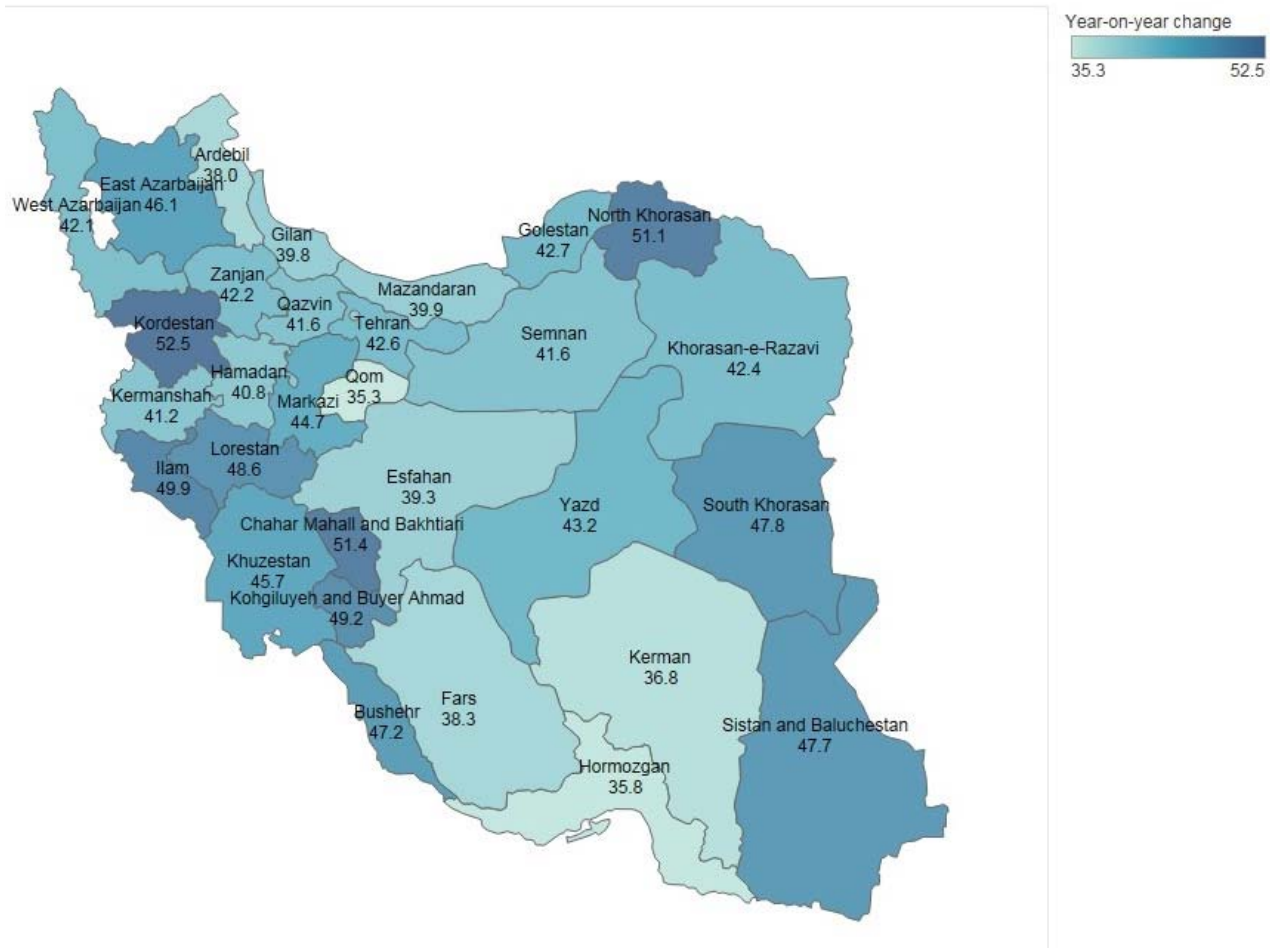
Urban household general index (1395=100) reached 157.3 in the month of Bahman of the year 1397 indicating a 2.1 percent rise compared with the previous month. In this month, the highest monthly inflation rate of urban households went to Bushehr province with a 3.5 percent increase and the lowest monthly inflation rate belonged to Kerman province with a 1.0 percent increase. The percentage change of general index for urban households was 41.5 percent in contrast to the corresponding month of the previous year (point to point inflation). The highest point to point inflation rate was for Kordestan province with 51.1 percent and the lowest one went to Hormozgan province with 34.7 percent. That is to say that the urban households residing in Kordestan province spent, on average, 9.6 percent more than the nation's total mean, and the urban households living in Hormozgan province spent, on average, 6.8 percent less than the nation's total mean compared with the month of Bahman of the year 1396 for purchasing the "same range of goods and services". The twelve month inflation rate ending the month of Bahman of the year 1397 for urban households stood at 23.4 percent. The highest twelve month inflation rate went to Ilam province with 28.2 percent, and the lowest one was for Hormozgan province with 19.3 percent. The twelve-month inflation rate gap of provinces in the month of Bahman was 8.9 percent indicating a 1.0 percentage point rise compared to the previous month.



Rural Households

Rural household general index (1395=100) stood at 162.9 in the month of Bahman of the year 1397 indicating a 2.8 percent increase compared with the previous month. In this month, the highest monthly inflation rate of rural households went to Kerman province with a 6.1 percent increase and the lowest monthly inflation rate belonged to Zanjan province with a 1.5 percent increase. The percentage change of general index for rural households was 46.7 percent in contrast to the corresponding month of the previous year (point to point inflation). The highest point to point inflation rate of rural households was for Kordestan province with 57.4 percent and the lowest one went to Hormozgan province with 38.3 percent. That is to say that the rural households residing in Kordestan province spent, on average, 10.7 percent more than the nation's total mean, and the rural households living in Hormozgan province spent, on average, 8.4 percent less than the nation's total mean over the month of Bahman of the year 1396 for purchasing the "same range of goods and services". The twelve month inflation rate ending the month of Bahman of the year 1397 for rural households reached 24.2 percent. The highest twelve month inflation rate went to Chahrmahal & Bakhtiari province with 29.5 percent, and the lowest one was for Kerman province with 17.3 percent. The twelve-month inflation rate gap of provinces in the month of Bahman was 12.2 percent indicating a 0.7 percentage point rise from the previous month.





Statistical Centre of Iran

General Price Index for National Households for Goods and Services, and Percentage Changes in Index by Province
Month: Bahman, Year:1397

Base Year 1395=100

Province	General index				Food, beverages and tobacco					Non-foods items and services				
	General index	Monthly inflation	Point to point inflation	Twelve month inflation rate	Weight	Index	Monthly inflation	Point to point inflation	Twelve month inflation rate	Weight	Index	Monthly inflation	Point to point inflation	Twelve month inflation rate
Total country	158.1	2.2	42.3	23.5	27.24	189.7	4.5	64.3	32.5	72.76	146.3	1.1	33.5	19.9
Markazi	158.7	2.6	44.7	23.7	31.85	190.6	4.8	64.2	31.9	68.15	143.7	1.3	34.8	19.5
Gilan	152.4	1.7	39.8	20.9	25.01	183.2	3.5	62.3	29.9	74.99	142.1	0.9	32.0	17.8
Mazandaran	153.8	2.0	39.9	21.4	29.17	181.0	3.6	57.7	28.2	70.83	142.6	1.2	32.1	18.5
East Azarbayejan	166.4	2.5	46.1	24.7	30.00	188.2	4.5	62.7	32.5	70.00	157.0	1.5	38.8	21.2
West Azarbayejan	159.0	2.6	42.1	23.2	33.06	190.4	5.5	61.8	32.4	66.94	143.5	0.8	31.7	18.4
Kermanshah	162.6	3.1	41.2	24.8	31.62	193.6	5.1	65.2	33.9	68.38	148.2	1.9	29.9	20.5
Khuzestan	160.7	3.0	45.7	24.3	33.32	192.9	4.3	67.8	35.1	66.68	144.6	2.1	33.9	18.6
Fars	151.0	1.9	38.3	21.2	27.45	186.5	2.9	64.1	32.8	72.55	137.5	1.3	27.9	16.6
Kerman	150.6	2.5	36.8	18.8	33.88	177.5	2.4	56.3	29.4	66.12	136.9	2.5	26.4	13.2
Khorasan-e-Razavi	157.1	2.4	42.4	21.9	33.45	193.5	4.2	68.4	34.2	66.55	138.8	1.2	28.5	15.3
Esfahan	152.4	2.1	39.3	20.6	24.18	193.9	5.0	68.7	33.3	75.82	139.2	0.9	29.3	16.4
Sistan & Baluchestan	160.0	2.4	47.7	25.1	43.20	183.3	3.1	65.5	33.6	56.80	142.2	1.7	33.7	18.4
Kordestan	166.6	2.6	52.5	27.2	37.16	190.8	3.7	67.7	34.4	62.84	152.4	1.9	42.9	22.8
Hamedan	161.0	2.4	40.8	25.7	31.70	188.3	6.0	61.2	33.2	68.30	148.4	0.4	31.0	22.1
Chaharmahal & Bakhtiyari	172.4	2.8	51.4	27.3	37.03	206.2	4.4	75.6	37.5	62.97	152.4	1.6	36.4	21.0
Lorestan	170.3	2.3	48.6	27.9	34.63	194.0	5.3	67.2	33.9	65.37	157.7	0.5	38.6	24.6
Ilam	170.3	2.2	49.9	27.8	35.32	193.0	4.2	64.8	34.4	64.68	157.9	0.9	41.4	24.1
Kohgiluyeh & Boyerahmad	161.7	2.2	49.2	24.5	35.99	185.1	3.2	65.1	29.0	64.01	148.6	1.6	39.8	21.7
Bushehr	160.5	3.4	47.2	23.3	31.53	202.2	4.9	77.2	37.0	68.47	141.4	2.5	32.4	16.6
Zanjan	154.5	2.4	42.2	22.0	32.96	173.6	2.8	50.5	27.8	67.04	145.2	2.2	37.7	19.0
Semnan	155.1	3.1	41.6	21.8	31.81	181.6	5.0	59.6	28.1	68.19	142.7	2.0	32.7	18.8
Yazd	157.4	3.5	43.2	21.1	31.90	195.8	6.0	70.4	33.9	68.10	139.4	1.9	29.5	14.9
Hormozgan	149.8	1.6	35.8	20.0	28.90	190.8	3.8	67.8	35.3	71.10	133.2	0.4	22.2	13.5
Tehran	160.2	1.7	42.6	25.6	19.05	192.0	5.5	63.2	31.8	80.95	152.6	0.7	37.5	24.1
Ardebil	153.4	2.2	38.0	20.6	37.05	181.9	4.0	59.2	30.6	62.95	136.6	0.9	24.9	14.6
Qom	150.1	3.5	35.3	19.6	26.44	187.1	6.6	62.4	31.7	73.56	136.7	2.0	25.0	15.0
Qazvin	156.0	2.6	41.6	21.9	34.27	180.2	4.4	57.4	28.3	65.73	143.3	1.5	32.9	18.3
Golestan	161.7	2.4	42.7	23.8	30.21	196.2	4.7	68.2	32.9	69.79	146.8	1.1	31.2	19.6
North Khorasan	169.4	2.5	51.1	26.3	34.31	189.6	3.7	63.6	32.9	65.69	158.9	1.7	44.3	22.8
South Khorasan	166.1	2.3	47.8	26.0	36.90	187.0	3.5	60.8	31.6	63.10	153.8	1.4	39.7	22.6
Alborz	150.5	1.8	37.4	20.4	23.78	185.0	3.8	60.9	31.2	76.22	139.7	1.0	29.6	16.9

General Price Index for Urban Households for Goods and Services, and Percentage Changes in Index by Province

Month: Bahman ,Year: 1397

Base Year: 1395=100

Province	General index				Food, beverages and tobacco					Non-foods items and services				
	General index	Monthly inflation	Point to point inflation	Twelve month inflation rate	Weight	Index	Monthly inflation	Point to point inflation	Twelve month inflation rate	Weight	Index	Monthly inflation	Point to point inflation	Twelve month inflation rate
Total country	157.3	2.1	41.5	23.4	25.03	190.6	4.6	64.7	32.7	74.97	146.1	1.0	33.3	20.1
Markazi	157.4	2.5	43.7	23.1	29.68	190.5	4.6	64.6	31.5	70.32	143.5	1.4	34.2	19.3
Gilan	151.7	1.5	38.9	21.1	22.06	186.4	3.2	63.9	31.9	77.94	141.9	0.8	31.5	17.9
Mazandaran	152.7	2.1	39.2	21.0	27.28	180.7	4.1	58.1	27.9	72.72	142.2	1.2	31.7	18.3
East Azarbayejan	165.4	2.3	45.0	24.2	27.20	189.9	4.2	63.7	32.9	72.80	156.2	1.5	37.9	20.9
West Azarbayejan	155.8	2.4	40.3	22.3	29.87	185.7	5.3	60.5	31.1	70.13	143.1	0.8	31.1	18.3
Kermanshah	161.1	2.8	40.2	24.6	29.49	191.4	4.4	64.4	33.7	70.51	148.4	2.0	29.8	20.7
Khuzestan	159.2	3.0	44.5	23.9	31.00	192.9	4.3	67.6	35.6	69.00	144.0	2.2	33.5	18.4
Fars	149.0	1.8	36.4	20.6	24.54	186.4	3.2	63.4	32.7	75.46	136.8	1.1	27.1	16.5
Kerman	149.0	1.0	34.8	19.4	30.59	181.1	1.9	57.9	30.5	69.41	134.8	0.5	24.0	14.3
Khorasan-e-Razavi	154.2	2.3	40.8	21.1	30.86	193.5	4.3	69.1	34.6	69.14	136.7	1.1	27.3	14.8
Esfahan	151.8	2.0	38.7	20.5	23.50	193.9	4.9	68.9	33.3	76.50	138.8	0.8	28.8	16.3
Sistan & Baluchestan	159.6	1.7	45.9	24.9	37.28	190.0	1.5	66.8	35.9	62.72	141.6	1.9	32.7	18.0
Kordestan	165.3	2.7	51.1	26.8	34.99	191.5	4.0	67.5	34.2	65.01	151.3	1.7	41.7	22.6
Hamedan	160.5	2.4	38.6	25.6	27.99	192.6	6.9	61.3	34.0	72.01	148.1	0.3	29.4	22.2
Chaharmahal & Bakhtiyari	170.5	3.1	49.9	26.6	34.96	202.8	5.0	73.4	35.9	65.04	153.1	1.7	36.7	21.3
Lorestan	169.7	2.2	46.5	27.4	32.32	196.4	5.6	67.3	34.3	67.68	156.9	0.2	36.3	24.0
Ilam	170.7	2.0	49.4	28.2	33.01	195.6	4.2	64.8	35.6	66.99	158.5	0.7	41.3	24.4
Kohgiluyeh &Boyerahmad	160.4	2.0	47.7	24.1	32.46	186.2	2.8	65.4	28.7	67.54	148.1	1.5	38.7	21.7
Bushehr	160.8	3.5	47.2	23.6	29.95	206.7	5.4	81.6	39.1	70.05	141.2	2.4	31.5	16.5
Zanjan	155.1	2.7	43.1	22.2	29.97	175.6	3.3	52.8	28.3	70.03	146.3	2.4	38.6	19.4
Semnan	154.7	3.0	41.3	21.9	30.33	184.4	5.0	61.9	29.2	69.67	141.8	1.9	31.8	18.5
Yazd	156.4	3.4	42.4	20.7	32.04	196.4	5.9	71.4	34.3	67.96	137.6	1.8	27.8	14.0
Hormozgan	147.6	1.6	34.7	19.3	24.30	195.8	4.2	71.9	37.1	75.70	132.1	0.4	22.1	13.3
Tehran	160.1	1.7	42.6	25.6	18.84	192.3	5.5	63.3	31.8	81.16	152.7	0.7	37.5	24.1
Ardebil	151.9	2.1	36.8	20.1	34.35	183.1	4.1	60.5	31.0	65.65	135.6	0.8	23.9	14.2
Qom	150.0	3.5	35.2	19.5	26.11	187.6	6.7	62.8	31.9	73.89	136.7	2.0	24.9	15.0
Qazvin	155.3	2.4	40.8	21.8	31.80	181.1	4.0	57.3	28.7	68.20	143.3	1.5	32.6	18.5
Golestan	160.4	2.0	41.8	23.5	27.05	197.4	4.7	70.3	33.0	72.95	146.8	0.8	30.8	19.8
North Khorasan	166.9	2.6	49.2	25.3	30.53	188.8	4.5	64.4	32.3	69.47	157.2	1.6	42.2	22.2
South Khorasan	165.0	2.1	47.2	25.6	34.71	186.7	3.1	60.7	31.1	65.29	153.4	1.5	39.6	22.5
Alborz	150.3	1.7	37.4	20.4	23.44	185.1	3.7	61.1	31.3	76.56	139.7	1.0	29.6	16.9

General Price Index for Rural Households for Goods and Services, and Percentage Changes index by Province

Month: Bahman, Year: 1397

Base Year:1395=100

Province	General index				Food, beverages and tobacco					Non-foods items and services				
	General index	Monthly inflation	Point to point inflation	Twelve month inflation rate	Weight	Index	Monthly Inflation	Point to point inflation	Twelve month inflation rate	Weight	Index	Monthly inflation	Point to point inflation	Twelve month inflation rate
Total country	162.9	2.8	46.7	24.2	39.62	186.7	4.2	62.9	31.7	60.38	147.2	1.7	35.5	19.1
Markazi	164.6	3.1	49.3	26.2	42.30	190.6	5.4	62.8	33.5	57.70	145.4	1.0	38.2	20.5
Gilan	154.5	2.5	42.6	20.4	33.87	176.9	4.4	59.2	25.8	66.13	143.0	1.3	33.7	17.6
Mazandaran	156.0	1.8	41.3	22.2	32.77	181.6	2.9	57.0	28.6	67.23	143.4	1.2	33.1	18.9
East Azarbayejan	169.9	3.1	49.6	26.1	39.80	184.3	5.3	60.2	31.5	60.20	160.4	1.5	42.5	22.4
West Azarbayejan	167.5	3.2	47.1	25.7	41.77	199.6	5.8	64.0	35.0	58.23	144.5	0.8	33.5	18.5
Kermanshah	169.6	4.5	46.1	25.8	41.41	200.9	7.5	67.8	34.7	58.59	147.5	1.6	29.9	19.2
Khuzestan	168.5	3.0	51.7	26.3	45.60	193.1	4.4	68.5	33.4	54.40	147.9	1.5	36.8	20.0
Fars	159.2	2.3	46.0	23.7	39.33	186.9	2.2	65.8	33.0	60.67	141.3	2.3	32.4	17.3
Kerman	154.7	6.1	41.8	17.3	41.71	171.3	3.4	53.5	27.4	58.29	142.7	8.5	33.0	10.1
Khorasan-e-Razavi	169.7	2.7	49.2	24.8	44.72	193.4	3.8	66.5	33.1	55.28	150.6	1.6	34.6	17.9
Esfahan	159.6	3.1	46.5	22.5	31.92	194.3	5.9	66.9	32.8	68.08	143.3	1.3	35.9	17.4
Sistan & Baluchestan	160.7	3.7	51.6	25.7	55.40	174.0	5.6	63.6	30.4	44.60	144.2	1.0	36.6	19.8
Kordestan	171.1	2.6	57.4	28.6	44.55	188.9	2.8	68.5	35.0	55.45	156.7	2.3	48.0	23.4
Hamedan	162.5	2.6	47.5	25.8	42.56	179.9	4.4	61.0	31.6	57.44	149.6	1.1	37.3	21.5
Chaharmahal&Bakhtiari	177.5	2.1	55.6	29.5	42.84	214.1	2.9	80.6	41.4	57.16	150.1	1.2	35.5	20.0
Lorestan	172.0	2.8	55.1	29.5	41.26	188.8	4.6	66.9	33.1	58.74	160.3	1.3	46.6	26.8
Ilam	168.4	3.2	52.3	26.1	44.98	184.9	4.3	64.9	30.5	55.02	154.8	2.2	41.7	22.3
Kohgiluyeh &Boyerahmad	164.4	2.7	52.3	25.2	43.38	183.3	3.9	64.6	29.4	56.62	150.0	1.7	42.4	21.8
Bushehr	159.5	3.0	47.2	22.3	37.71	188.1	3.2	63.5	30.5	62.29	142.2	2.9	36.2	17.0
Zanjan	152.7	1.5	39.1	21.4	42.65	168.9	1.5	45.2	26.5	57.35	140.7	1.6	34.1	17.5
Semnan	156.6	3.8	43.1	21.5	38.74	171.1	4.9	51.0	23.8	61.26	147.5	3.0	37.8	20.0
Yazd	164.5	4.2	48.8	24.0	30.92	191.9	7.0	63.6	31.0	69.08	152.2	2.7	41.6	20.6
Hormozgan	155.1	1.7	38.3	21.6	39.64	183.6	3.2	62.0	32.7	60.36	136.3	0.5	22.5	14.1
Tehran	160.9	1.9	44.0	25.4	26.74	186.0	5.1	62.3	31.6	73.26	151.8	0.5	37.1	23.0
Ardebil	157.6	2.4	41.3	22.1	44.68	179.1	3.6	56.4	29.6	55.32	140.2	1.1	28.5	15.9
Qom	152.2	2.8	38.5	20.4	38.45	174.1	3.5	53.8	26.0	61.55	138.5	2.2	28.5	16.8
Qazvin	158.6	3.3	44.7	22.0	44.04	177.7	5.6	57.7	27.3	55.96	143.6	1.2	33.9	17.7
Golestan	164.4	3.1	44.7	24.3	36.83	194.4	4.7	65.0	32.8	63.17	146.9	2.0	32.1	19.1
North Khorasan	175.4	2.2	55.6	28.6	43.15	190.9	2.4	62.1	34.0	56.85	163.6	2.1	50.3	24.4
South Khorasan	168.9	2.7	49.2	27.0	42.47	187.6	4.5	61.1	32.8	57.53	155.0	1.2	40.0	22.6
Alborz	152.7	2.7	38.3	20.4	29.93	183.2	5.4	57.3	30.4	70.07	139.7	1.3	29.6	15.9

Contact information:

For more information on current month CPI, and time series of CPI for all national households and CPI of expenditure deciles in the country, please visit: www.amar.org.ir

Address:

Statistical Centre of Iran, No. 1, Dr Fatemi Ave, Corner of Raei Moayeri Street, Postal code: 1414663111

Working Days: Saturday to Wednesday

Telfax: +98 2188958189

Email: int@sci.org.ir

The logo of the Statistical Centre of Iran features three vertical bars of increasing height from left to right, followed by a large yellow semi-circle on the right side. The bars are light orange with white outlines.

Statistical Centre of Iran