

Introduction

Statistical data presented in this chapter compares literacy status in various censuses, and reflects the country's formal education at general and higher levels, and non-formal technical and vocational training.

Formal education is divided into general and higher education:

General education, including primary, lower secondary, upper secondary and technical and vocational training, is under supervision of the Ministry of Education.

High (secondary) school graduates, after getting diploma and passing a pre-university course and the university entrance exam may start their higher education which leads to the following degrees: associate, bachelor, master, Ph.D, and postdoctoral degree.

It should be noted that in addition to the universities and higher education institutes affiliated to the Ministry of Science, Research and Technology, Islamic Azad University independently admits student and offers educational services on higher levels.

The first official statistical yearbook of the Ministry of Culture was published in 1297 and included statistics on primary, secondary and higher education. In the second statistical yearbook of the Ministry of Culture published in 1305, statistics for school children and higher education students were presented comparatively

for three academic years of 1301-1302, 1302-1303 and 1303-1304. These statistics have been produced on a yearly basis since 1305. Since 1343, statistics for school children have been published by the Ministry of Education.

Activities for adult literacy training which began in 1334 has continued after the victory of the Islamic Revolution by the Literacy Movement Organization, founded in 1358. The Organization, from its very establishment has regularly produced and presented statistics on its activities.

At present, the Ministry of Science, Research and Technology, and Islamic Azad University provide data on higher education.

The statistical information provided by the Ministry of Science, Research and Technology covers all the higher education institutes under the Ministry itself and those affiliated to other ministries

and government organizations such as Ministry of Education, Ministry of Health and Medical Education, Ministry of Oil, Physical Education Organization, etc. The certificates issued by these institutes are approved by the Ministry of Science, Research and Technology. Islamic Azad University also collects and presents its own statistical information separately.

Furthermore, data on the Technical and Vocational Training Organization have been a part of this chapter since 1375. The Organization was established in 1359 by merging apprenticeship funds with vocational training centres and apprenticeship centres which were formerly responsible for vocational and technical training. The Organization started its activities under the supervision of the Ministry of Labour and Social Affairs.

Moreover, the SCI provides general information on literacy and educational attainment, as well as comparative changes, through the decennial National Population and Housing Censuses.

Notes:

1. Figures for teaching and clerical staff include government workers assigned to non-government schools.

2. Figures related to the number of schools at different educational levels do not necessarily indicate the number of buildings allocated to the educational levels. For example, if during the academic year, a building is used by both primary and lower secondary courses, but at different times of day, the building would be considered twice in statistics. This also applies to the number of classes held at different levels.

Definitions and concepts

Literate: all individuals who can read and write a simple text in Farsi or any other language are considered literate.

All individuals who had the certificate of the first year primary school in the 1345 National Census of Population and Housing; all the first year primary school beginners and learners of the Adult education and literacy campaign in the 1355 National Census of Population and Housing; all the first year primary school beginners and learners of the Adult Literacy Movement in the 1365, 1375, and 1385 National Population and Housing Censuses, and in the 1370 Multi-round Population Survey were enumerated as

literate. Literacy has been enquired in the 1335 National Population Census for individuals aged 10 and over, in the 1345 National Census of Population for individuals aged 7 and over and in the 1355, 1365, 1375, and 1385 National Censuses and 1370 Multi-round Population Survey for individuals aged 6 and over.

Urban and rural areas and settled population: see Chapter 2, Definitions and concepts.

Teaching and clerical staff of teaching units (Education): teaching staff comprise teachers, principal teachers, and physical educators, and clerical staff consist of lab and workshop instructors, health workers, extracurricular master, principal, assistant superintendent, librarian, office staff and bookkeeper.

Education: learning under formal education programme in Iran or abroad. Thus, learning in non-formal educational sectors (study in private language schools or by private tutor) is not considered as education.

Special education: education for children and teenagers who are unruly, physically or mentally retarded, and /or suffer from learning disabilities and illness. It encompasses pre-school, primary, lower secondary, upper secondary and technical and vocational training courses.

Primary education: first education period this begins at the age of 6. Students that pass the 5- year primary education will receive a certificate and may enroll in lower secondary schools.

Lower secondary education: a three-year course during which students are instructed in different courses in addition to prerequisite courses of the upper secondary education. According to the three-year average grade of some specific courses, the student is admitted to one of the two educational courses of "technical and vocational and /or services" and "theoretical education" and will receive a letter of introduction to enroll in one of the educational courses in which he/she is qualified. After passing the three-year course, the student will receive the lower secondary certificate.

Upper secondary education (old system): this is a four-year course. Its first year is general and in the second year the students, based on the results of their exams, continue their education in one of the fields of theoretical (humanities, mathematics and physics, and experimental sciences), technical and vocational, or work and knowledge. Students who pass the final exams receive the upper secondary school diploma.

Upper secondary education (new system): established in academic year 1371-72, the new

system gradually replaced the old one. At present, all the upper secondary students are attending the new system. Therefore, this chapter lacks information for the old system students. The new system lasts three years whose first year (first and second term) is general for all fields of study. In the second year, the students are divided into one of the fields of theoretical (mathematics and physics, empirical sciences, and humanities), technical and vocational, and work and knowledge courses. The students, after passing the final two-year period, will receive the upper secondary school diploma.

Pre-university education: a one-year course after completing the upper secondary course during which students may study in one of the three fields of mathematical sciences, empirical sciences or humanities and then take part in the universities entrance exam.

Evening general education (for adults): the educational level of this course corresponds with the ordinary lower secondary course and lasts 3 years.

Evening complementary education (for adults): education in this course is similar to general or technical and vocational upper secondary education and lasts 4 years.

Literacy movement preliminary course: refers to the first literacy educational course during which the learner will acquire the Persian alphabets and how to use them for making words in order to read and write the Persian simple texts and also learns mathematics for satisfying daily needs.

Literacy movement complementary course: refers to the second literacy educational course during which the learners with preliminary course certificate or its equivalent will acquire essential skills and learn how to interact with others through reading and writing words and sentences or Persian simple texts, reading holy Quran, learning mathematics and increasing general knowledge.

Literacy movement final course: refers to the third literacy educational course during which the learners with educational degree or its equivalent will continue their studies, enhance their knowledge, strengthen previously learned lessons and develop essential skills to enter the fifth grade.

Literacy movement fifth grade: refers to the fourth literacy educational course during which the learners with final educational certificate or its equivalent as the fifth grade pupils at ordinary primary school will acquire essential skills and knowledge based on formulated curriculum and then enter the higher educational grade after completing the course.

Learners covered by literacy Movement Organization: refers to an illiterate and low-literate person aged over 10 who cannot study in formal education system and enrolls in courses of Literacy Movement Organization.

Adult learners: refers to the persons aged over 10 who have lagged behind formal education system and enrolled in adult's courses of Literacy Movement Organization.

School-age learners: refers to persons between 7 and 18 years who could not attend the ordinary primary school due to lack of these schools in rural areas or lack of suitable age condition required for such schools. They are taught by the Literacy Movement Organization trainers. The education system for the school-age learners of the Literacy Movement Organization is similar to the primary courses of formal education of the country, including 5 grades.

Learner completing the course: refers to the learner who successfully passed the final exams of the course.

Teacher training education: the holders of the upper secondary diploma are eligible for entering this two-year education, at the end of which they obtain an associate degree.

Higher education institute: an organization which provides undergraduate and postgraduate courses and awards certificates /diplomas to the graduates.

University: an institute of higher education, comprising three faculties at least, or two faculties and two schools. Postgraduate courses are distinctive feature of the universities in comparison with other higher education institutes. Universities, considering type and fields of study, are divided into three groups: comprehensive, specialized and scientific-applied.

Technical and Vocational Training Organization Trainees: individuals who attend the training centres of the organization for a certain period to acquire a particular vocation, retraining or upgrading skill.

Technical and Vocational Training Permanent Centres: government places consisting of at least five training workshops with a legal identity and an organizational chart approved by Vice Presidency and Strategic Supervision (former Management and Planning Organization).

Selected information

Released data from the 1355, 1365, 1375 and 1385 Censuses indicate that 58.9%, 71.0%, 84.7% and 88.7% of literate population aged six and over were male, while literacy rates for females were 35.5, 52.1, 74.2 and 80.3 percent respectively.

During the academic year 1388-1389, both in day and evening courses, about 5 million and 592 thousand persons were studying at primary schools, about 3 million and 309 thousand persons were at lower secondary schools, about 3 million and 521 thousand persons were at upper secondary schools and about 493 thousand persons were attending pre-university level. This shows a decline of 1.1%, 5.5%, 7.3% and 9.8% respectively compared to the previous year. Over the same period of time, 48.5, 47.4, about 46.5 and 59.6 percent of the students studying at primary, lower secondary, upper secondary and pre-university levels respectively were female.

During the same academic year, the number of about 452000 students were at pre-school that declined by 0.8% and the number of special students was about 101,000, showing an increase of about 43.4% as compared to the previous year.

During 1380 to 1387 about 570,000 persons received the certificate from the Literacy Movement Organization for passing the 5-year primary education.

Total number of university students over the academic year 1388-1389 was about 3 million and 791 thousand, indicating an increase of about 13.2%, compared to the previous year. Out of the total, the share of the Islamic Azad University students was about 38.5 percent.

During the same academic year, percentage of students of university and higher education institutes by degree was about 27.3 percent for associate's about 64.2 percent for bachelor's, 6.3 percent for master's and about 2.2 percent for professional and specialty doctorate.

Over the academic year 1387-1388, out of the total about 567,000 graduates of governmental universities and higher education institutes, the graduates in technical and engineering courses, humanities, arts agriculture and veterinary, medicine, and basic sciences accounted for a share of 35.4, 33.8, 10.6, about 9.8 and 5.2 percent respectively.

During the same academic year, out of about 202,000 students of Islamic Azad University, graduates in humanities, technical and engineering courses, basic sciences, agriculture and veterinary, medicine and arts had a share of 45.2, 35.3, 7.6, 6.6, 2.9 and 2.3 percent respectively.

Total number of university graduates during the academic year 1387-1388 was over 769,000.

15. 1. LITERATE POPULATION IN URBAN AND RURAL AREAS BY SEX (1000 persons)

Description	Both sexes	Male	Female
<i>Total country</i>			
1335 Census	1911	1454	457
1345 Census	5556	3928	1628
1355 Census	12877	8198	4679
1365 Census ⁽¹⁾	23913	14078	9835
1370 Census ⁽¹⁾	33966	19091	14875
1375 Census ⁽¹⁾	41582	22465	19118
1385 Census ⁽¹⁾	54082	28835	25247
<i>Urban areas</i>			
1335 Census	1396	982	414
1345 Census	3833	2442	1390
1355 Census	8628	5145	3483
1365 Census ⁽¹⁾	15507	8765	6742
1370 Census ⁽¹⁾	21725	11903	9822
1375 Census ⁽¹⁾	27857	14861	12996
1385 Census ⁽¹⁾	39096	20625	18471
<i>Rural areas</i>			
1335 Census	514	471	43
1345 Census	1723	1485	238
1355 Census	4249	3053	1196
1365 Census ⁽¹⁾	8371	5287	3084
1370 Census ⁽¹⁾	12128	7114	5014
1375 Census ⁽¹⁾	13661	7565	6096
1385 Census ⁽¹⁾	14939	8183	6756

1. Difference between the total and sum of urban and rural areas is due to the inclusion of literate unsettled population in the total.

Sources: Ministry of the Interior.

- Statistical Centre of Iran.

15. 2. POPULATION, NUMBER OF LITERATE PEOPLE AND LITERACY RATE BY SEX AND AGE (1000 persons)

Sex and age group	1345 Census			1355 Census		
	Population	Literate	Literacy rate	Population	Literate	Literacy rate
Both sexes	19372	5556	28.7	27113	12877	47.5
6-9 years	2372	(1)886	(1)37.4	4110	2943	71.6
10-14 years	3098	1579	51.0	4303	3184	74.0
15-19 years	2181	892	41.0	3600	2196	61.0
20-24 years	1723	546	31.7	2792	1393	49.9
25-29 years	1699	402	23.7	2112	881	41.7
30-34 years	1723	320	18.6	1707	598	35.0
35-39 years	1461	268	18.3	1627	459	28.2
40-44 years	1360	229	16.8	1669	371	22.2
45-49 years	866	148	17.1	1389	284	20.5
50-54 years	767	91	11.9	1329	244	18.4
55-59 years	437	52	11.9	704	129	18.3
60-64 years	691	63	9.1	584	75	12.8
65 years and over	993	80	8.1	1186	120	10.1
Not specified	0	0	100.0	0	0	100.0
Male	10023	3928	39.2	13926	8198	58.9
6-9 years	1230	(1)579	(1)47.1	2129	1727	81.1
10-14 years	1639	1059	64.6	2259	1937	85.8
15-19 years	1087	595	54.7	1819	1348	74.1
20-24 years	810	380	46.9	1341	880	65.6
25-29 years	825	299	36.2	1010	581	57.5
30-34 years	892	249	27.9	842	416	49.4
35-39 years	789	208	26.4	825	338	41.0
40-44 years	761	187	24.6	895	288	32.1
45-49 years	492	124	25.2	751	219	29.2
50-54 years	385	75	19.5	732	196	26.8
55-59 years	229	44	19.2	397	105	26.5
60-64 years	356	56	15.7	301	62	20.6
65 years and over	530	72	13.6	624	100	16.0
Not specified	0	0	100.0	0	0	100.0
Female	9348	1628	17.4	13187	4679	35.5
6-9 years	1143	(1)307	(1)26.9	1981	1216	61.4
10-14 years	1459	520	35.6	2044	1247	61.0
15-19 years	1094	297	27.2	1782	848	47.6
20-24 years	912	166	18.2	1451	512	35.3
25-29 years	874	103	11.8	1101	299	27.2
30-34 years	831	71	8.5	865	182	21.0
35-39 years	672	60	8.9	801	121	15.1
40-44 years	600	41	6.8	773	83	10.7
45-49 years	374	24	6.4	638	65	10.2
50-54 years	383	15	3.9	597	48	8.0
55-59 years	209	8	3.8	307	24	7.8
60-64 years	335	7	2.1	283	14	5.0
65 years and over	463	8	1.7	562	20	3.6
Not specified	0	0	100.0	0	0	100.0

15. 2. POPULATION, NUMBER OF LITERATE PEOPLE, AND LITERACY RATE BY SEX AND AGE (continued)
(1000 persons)

Sex and age group	1365 Census			1370		
	Population	Literate	Literacy rate	Population	Literate	Literacy rate
Both sexes	38709	23913	61.8	45856	33966	74.1
6-9 years	5835	4822	82.6	7195	6635	92.2
10-14 years	5903	5025	85.1	7547	7056	93.5
15-19 years	5192	4073	78.5	5909	5275	89.3
20-24 years	4194	2971	70.8	4947	4128	83.4
25-29 years	3652	2239	61.3	4005	3079	76.9
30-34 years	2928	1570	53.6	3504	2419	69.0
35-39 years	2117	965	45.6	2867	1782	62.2
40-44 years	1655	639	38.6	2038	1094	53.7
45-49 years	1585	482	30.4	1579	733	46.4
50-54 years	1599	380	23.8	1571	572	36.4
55-59 years	1338	283	21.2	1443	434	30.1
60-64 years	1185	227	19.2	1303	318	24.4
65 years and over	1502	226	15.1	1890	418	22.1
Not specified	24	11	45.8	58	23	39.7
Male	19822	14078	71.0	23675	19091	80.6
6-9 years	2981	2621	87.9	3675	3454	94.0
10-14 years	3054	2780	91.0	3902	3746	96.0
15-19 years	2660	2294	86.2	3058	2856	93.4
20-24 years	2104	1725	82.0	2520	2280	90.5
25-29 years	1840	1365	74.2	2012	1737	86.3
30-34 years	1481	1004	67.8	1780	1426	80.1
35-39 years	1044	635	60.8	1462	1099	75.2
40-44 years	834	441	52.9	1028	702	68.3
45-49 years	819	352	43.0	798	489	61.3
50-54 years	857	288	33.6	822	406	49.4
55-59 years	715	214	29.9	793	323	40.7
60-64 years	652	179	27.5	723	241	33.3
65 years and over	768	173	22.5	1066	320	30.0
Not specified	14	7	50.0	36	14	38.9
Female	18887	9835	52.1	22181	14875	67.1
6-9 years	2854	2201	77.1	3520	3181	90.4
10-14 years	2850	2245	78.8	3646	3309	90.8
15-19 years	2532	1778	70.2	2851	2419	84.9
20-24 years	2090	1246	59.6	2427	1848	76.1
25-29 years	1813	874	48.2	1993	1342	67.3
30-34 years	1447	566	39.1	1724	994	57.7
35-39 years	1073	330	30.8	1404	683	48.7
40-44 years	822	198	24.1	1010	392	38.8
45-49 years	766	130	17.0	780	244	31.3
50-54 years	742	91	12.3	750	166	22.1
55-59 years	622	69	11.1	650	111	17.1
60-64 years	533	48	9.0	580	77	13.3
65 years and over	734	53	7.2	824	98	11.9
Not specified	10	4	40.0	22	10	45.5

15. 2. POPULATION, NUMBER OF LITERATE PEOPLE AND LITERACY RATE BY SEX AND AGE (continued)

(1000 persons)

Sex and age group	1375 Census			1385 Census		
	Population	Literate	Literacy rate	Population	Literate	Literacy rate
Both sexes	52295	41582	79.5	63920	54082	84.6
6-9 years	6891	6361	92.3	4397	4049	92.1
10-14 years	9081	8740	96.2	6709	6550	97.6
15-19 years	7116	6718	94.4	8727	8463	97.0
20-24 years	5222	4739	90.8	9011	8680	96.3
25-29 years	4709	4067	86.4	7225	6822	94.4
30-34 years	3980	3222	81.0	5554	5045	90.8
35-39 years	3572	2614	73.2	4921	4239	86.1
40-44 years	2812	1844	65.6	4089	3274	80.1
45-49 years	2013	1127	56.0	3523	2535	72.0
50-54 years	1529	719	47.0	2755	1746	63.4
55-59 years	1367	502	36.7	1888	1021	54.1
60-64 years	1383	375	27.1	1464	641	43.8
65 years and over	2595	538	20.7	3657	1017	27.8
Not specified	26	15	57.7	0	0	100.0
Male	26534	22465	84.7	32494	28835	88.7
6-9 years	3510	3291	93.8	2250	2076	92.3
10-14 years	4622	4504	97.5	3441	3368	97.9
15-19 years	3580	3444	96.2	4443	4324	97.3
20-24 years	2566	2419	94.3	4512	4375	97.0
25-29 years	2366	2172	91.8	3660	3519	96.2
30-34 years	2013	1779	88.4	2838	2677	94.3
35-39 years	1818	1501	82.6	2512	2308	91.9
40-44 years	1431	1110	77.6	2082	1836	88.2
45-49 years	990	702	70.9	1792	1476	82.4
50-54 years	769	477	62.0	1386	1064	76.8
55-59 years	717	360	50.2	924	645	69.8
60-64 years	754	284	37.7	726	430	59.2
65 years and over	1382	411	29.7	1928	738	38.3
Not specified	15	10	66.7	0	0	100.0
Female	25761	19118	74.2	31426	25247	80.3
6-9 years	3381	3070	90.8	2147	1974	91.9
10-14 years	4458	4236	95.0	3267	3182	97.4
15-19 years	3536	3274	92.6	4284	4139	96.6
20-24 years	2656	2320	87.4	4500	4305	95.7
25-29 years	2343	1895	80.9	3565	3303	92.7
30-34 years	1967	1443	73.4	2716	2368	87.2
35-39 years	1754	1113	63.5	2410	1931	80.1
40-44 years	1381	735	53.2	2007	1439	71.7
45-49 years	1023	425	41.5	1730	1059	61.2
50-54 years	760	242	31.8	1369	681	49.7
55-59 years	649	142	21.9	964	376	39.0
60-64 years	629	90	14.3	738	211	28.6
65 years and over	1213	127	10.5	1728	279	16.2
Not specified	10	5	50.0	0	0	100.0

1. In the 1345 Census, information on literacy status was collected for population aged 7 and over.

Source: Statistical Centre of Iran.

**15.3. NUMBER OF LITERATE PEOPLE AND LITERACY RATE AMONG POPULATION
AGED SIX AND OVER IN URBAN AND RURAL AREAS BY SEX AND OSTAN, 1385
CENSUS**
(1000 persons)

Ostan	Total								
	Population aged six and over ⁽¹⁾			Literate ⁽¹⁾			Literacy rate		
	Both	Male	Female	Both	Male	Female	Both	Male	Female
Total country	63920	32494	31426	54082	28835	25247	84.6	88.7	80.3
East Azarbayejan...	3290	1678	1612	2683	1464	1219	81.6	87.2	75.6
West Azarbayejan	2584	1310	1274	2010	1117	893	77.8	85.3	70.1
Ardebil	1116	560	556	893	485	409	80.0	86.6	73.6
Esfahan.....	4180	2141	2040	3659	1941	1718	87.5	90.7	84.2
Ilam	496	253	243	407	219	188	82.1	86.6	77.4
Bushehr	795	421	374	687	380	307	86.4	90.3	82.1
Tehran	12326	6339	5987	11250	5930	5319	91.3	93.5	88.8
Chaharmahal & Bakhtiari	772	388	384	637	341	296	82.5	87.9	77.1
South Khorasan	567	287	281	460	246	214	81.1	85.7	76.2
Khorasan-e-Razavi	5020	2516	2504	4327	2258	2068	86.2	89.7	82.6
North Khorasan	728	359	369	576	305	272	79.1	85.0	73.7
Khuzestan	3826	1954	1871	3199	1721	1478	83.6	88.1	79.0
Zanjan	878	437	441	717	380	337	81.7	87.0	76.4
Semnan.....	538	276	262	477	253	225	88.7	91.7	85.9
Sistan & Baluchestan	2027	1029	999	1379	765	613	68.0	74.3	61.4
Fars	3957	2009	1947	3428	1806	1622	86.6	89.9	83.3
Qazvin	1040	531	509	891	476	415	85.7	89.6	81.5
Qom	940	482	458	810	435	375	86.2	90.2	81.9
Kordestan	1308	662	646	1013	560	453	77.4	84.6	70.1
Kerman	2369	1209	1160	1962	1035	927	82.8	85.6	79.9
Kermanshah	1721	876	846	1414	764	650	82.2	87.2	76.8
Kohgiluyeh & Boyerahmad	567	286	281	463	250	213	81.7	87.4	75.8
Golestan	1456	722	735	1195	632	563	82.1	87.5	76.6
Gilan	2233	1110	1122	1856	973	883	83.1	87.7	78.7
Lorestan.....	1559	793	767	1264	681	583	81.1	85.9	76.0
Mazandaran.....	2695	1351	1344	2291	1202	1089	85.0	89.0	81.0
Markazi	1238	624	614	1039	553	486	83.9	88.6	79.2
Hormozgan.....	1236	640	597	1019	551	467	82.4	86.1	78.2
Hamedan	1562	784	778	1290	686	604	82.6	87.5	77.6
Yazd	893	467	426	787	425	362	88.1	91.0	85.0

**15. 3. NUMBER OF LITERATE PEOPLE AND LITERACY RATE AMONG POPULATION
AGED SIX AND OVER IN URBAN AND RURAL AREAS BY SEX AND OSTAN, 1385
CENSUS (continued) (1000 persons)**

Ostan	Urban areas								
	Population aged six and over			Literate			Literacy rate		
	Both	Male	Female	Both	Male	Female	Both	Male	Female
<i>Total country</i>	43963	22373	21591	39096	20625	18471	88.9	92.2	85.5
East Azarbayejan	2205	1122	1083	1885	1014	871	85.5	90.4	80.4
West Azarbayejan	1561	790	772	1305	708	597	83.6	89.7	77.4
Ardebil	651	328	323	554	298	256	85.1	90.8	79.3
Esfahan	3485	1781	1704	3109	1640	1470	89.2	92.1	86.3
Ilam	301	153	148	261	138	122	86.8	90.3	82.5
Bushehr	517	270	248	459	248	212	88.7	91.9	85.6
Tehran	11279	5778	5502	10390	5451	4938	92.1	94.3	89.8
Chaharmahal & Bakhtiari	402	202	200	352	186	166	87.6	92.0	83.1
South Khorasan	291	148	144	261	137	124	89.6	92.9	86.3
Khorasan-e-Razavi	3435	1728	1707	3105	1611	1494	90.4	93.2	87.5
North Khorasan	355	178	177	310	162	148	87.4	91.3	83.6
Khuzestan	2594	1322	1272	2290	1212	1078	88.3	91.7	84.8
Zanjan	511	258	254	445	236	210	87.1	91.6	82.8
Semnan	403	206	197	370	194	176	91.9	94.2	89.4
Sistan & Baluchestan ..	1011	520	491	772	424	349	76.3	81.5	71.1
Fars	2434	1235	1198	2192	1144	1048	90.1	92.6	87.5
Qazvin	708	361	346	634	336	298	89.6	93.0	86.0
Qom	882	451	431	768	410	358	87.0	90.9	83.0
Kordestan	780	395	384	644	351	293	82.6	88.8	76.2
Kerman	1394	714	680	1236	648	588	88.7	90.8	86.4
Kermanshah	1152	582	570	989	524	465	85.8	90.0	81.5
Kohgiluyeh & Boyerahmad	272	139	133	244	130	113	89.8	93.4	85.2
Golestan	722	360	361	635	333	303	88.0	92.4	83.9
Gilan	1201	600	601	1085	561	524	90.3	93.5	87.2
Lorestan	931	469	462	799	421	378	85.8	89.7	81.8
Mazandaran	1433	719	714	1290	669	621	90.0	93.0	87.0
Markazi	851	431	420	757	399	358	88.9	92.5	85.2
Hormozgan	587	310	277	527	285	242	89.8	92.0	87.2
Hamedan	904	454	450	787	414	373	87.1	91.3	82.9
Yazd	711	369	341	641	343	298	90.2	92.9	87.3

**15. 3. NUMBER OF LITERATE PEOPLE AND LITERACY RATE AMONG POPULATION
AGED SIX AND OVER IN URBAN AND RURAL AREAS BY SEX AND OSTAN, 1385
CENSUS (continued) (1000 persons)**

Ostan	Rural areas								
	Population aged six and over			Literate			Literacy rate		
	Both	Male	Female	Both	Male	Female	Both	Male	Female
Total country	19865	10075	9790	14939	8183	6756	75.2	81.2	69.0
East Azarbayejan	1085	556	529	798	450	348	73.5	80.9	65.8
West Azarbayejan	1023	520	503	705	409	295	68.9	78.6	58.7
Ardebil	465	231	233	339	187	152	72.9	80.8	65.2
Esfahan	694	359	335	549	301	248	79.1	83.8	74.1
Ilam	192	99	94	144	80	65	74.9	81.2	69.3
Bushehr	273	149	124	225	131	94	82.5	87.9	75.9
Tehran	1046	561	485	860	479	381	82.2	85.4	78.5
Chaharmahal & Bakhtiari	370	185	184	285	155	130	77.1	83.6	70.6
South Khorasan	275	139	136	199	109	90	72.4	78.6	66.0
Khorasan-e-Razavi	1584	788	796	1221	647	574	77.1	82.1	72.1
North Khorasan	370	179	190	264	141	123	71.4	78.6	64.7
Khuzestan	1217	625	593	903	505	398	74.2	80.8	67.1
Zanjan	367	179	187	272	145	127	74.2	80.8	67.9
Semnan	136	70	65	107	59	48	78.8	83.7	73.5
Sistan & Baluchestan	1011	506	505	605	341	264	59.9	67.4	52.3
Fars	1493	759	734	1218	652	566	81.6	85.9	77.1
Qazvin	332	169	163	256	140	117	77.2	82.8	72.0
Qom	58	31	27	42	24	17	72.7	77.1	63.8
Kordestan	528	266	262	369	209	160	69.9	78.4	61.1
Kerman	966	491	475	721	384	337	74.6	78.2	70.9
Kermanshah	564	291	273	423	239	184	75.0	82.1	67.4
Kohgiluyeh & Boyerahmad	293	146	147	218	119	99	74.3	81.3	67.3
Golestan	733	360	372	559	299	260	76.3	83.0	69.8
Gilan	1031	510	521	770	412	359	74.7	80.7	68.9
Lorestan	623	321	302	464	259	205	74.4	80.6	67.8
Mazandaran	1262	632	631	1001	533	468	79.3	84.4	74.2
Markazi	387	193	194	281	153	128	72.7	79.2	66.1
Hormozgan	648	329	318	491	265	225	75.8	80.5	70.6
Hamedan	657	330	327	503	272	231	76.6	82.5	70.6
Yazd	183	98	85	145	82	63	79.4	83.6	74.5

1. Including unsettled population.

Source: Statistical Centre of Iran.

15.4. PRIVATE HOUSEHOLDS BY SEX OF THE HEAD OF HOUSEHOLD, NUMBER OF MEMBERS, AND NUMBER OF LITERATE AND ILLITERATE MEMBERS, 1385 CENSUS

Sex of the head and number of members	Total	Literate				
		None	1 person	2 persons	3 persons	4 persons and more
Both sexes	17352686	1128611	1390692	5069973	3394439	6368971
1 person	903139	508843	394296	0	0	0
2 persons	2649919	457837	450213	1741869	0	0
3 persons	3973982	74790	368598	2288714	1241880	0
4 persons	4237406	39659	109862	815238	1432935	1839712
5 persons	2647280	19288	38497	153230	531393	1904872
6 persons	1449164	10924	15095	43672	128444	1251029
7 persons	753409	7045	6726	15242	38004	686392
8 persons	382228	4539	3707	6401	12863	354718
9 persons	185164	2563	1773	2962	4990	172876
10 persons and more	170995	3123	1925	2645	3930	159372
Male	15711642	670771	1015232	4775859	3149446	6100334
1 person	311613	93658	217955	0	0	0
2 persons	2307295	426320	282034	1598941	0	0
3 persons	3684238	68249	345262	2165291	1105436	0
4 persons	4043339	37385	104908	794452	1345885	1760709
5 persons	2534708	18186	36937	148486	515284	1815815
6 persons	1391084	10365	14473	42278	124749	1199219
7 persons	725442	6722	6475	14764	36924	660557
8 persons	369224	4383	3587	6188	12516	342550
9 persons	179113	2469	1719	2872	4842	167211
10 persons and more	165586	3034	1882	2587	3810	154273
Female	1641044	457840	375460	294114	244993	268637
1 person	591526	415185	176341	0	0	0
2 persons	342624	31517	168179	142928	0	0
3 persons	289744	6541	23336	123423	136444	0
4 persons	194067	2274	4954	20786	87050	79003
5 persons	112572	1102	1560	4744	16109	89057
6 persons	58080	559	622	1394	3695	51810
7 persons	27967	323	251	478	1080	25835
8 persons	13004	156	120	213	347	12168
9 persons	6051	94	54	90	148	5665
10 persons and more	5409	89	43	58	120	5099

15.4. PRIVATE HOUSEHOLDS BY SEX OF THE HEAD OF HOUSEHOLD, NUMBER OF MEMBERS AND NUMBER OF LITERATE AND ILLITERATE MEMBERS, 1385 CENSU (continued)

Sex of the head and number of members	Illiterate				
	None	1 person	2 persons	3 persons	4 persons and more
Both sexes	11146635	3478434	2246220	313609	167788
1 person	394296	508843	0	0	0
2 persons	1764943	430323	454653	0	0
3 persons	3126476	497544	311537	38425	0
4 persons	3193022	635388	358479	39489	11028
5 persons	1621307	584712	371028	51643	18590
6 persons	654213	401861	310718	55514	26858
7 persons	244051	222972	208388	48237	29761
8 persons	92104	109644	118967	34585	26928
9 persons	34100	49260	60395	21372	20037
10 persons and more	22123	37887	52055	24344	34586
Male	10481053	2602808	2168825	299380	159576
1 person	217955	93658	0	0	0
2 persons	1601423	279989	425883	0	0
3 persons	2968625	383809	297807	33997	0
4 persons	3099661	550299	347031	36738	9610
5 persons	1576935	529750	361771	49337	16915
6 persons	635809	371886	304420	53694	25275
7 persons	236897	208413	204599	46999	28534
8 persons	89335	103081	116908	33838	26062
9 persons	33047	46287	59362	20960	19457
10 persons and more	21366	35636	51044	23817	33723
Female	665582	875626	77395	14229	8212
1 person	176341	415185	0	0	0
2 persons	163520	150334	28770	0	0
3 persons	157851	113735	13730	4428	0
4 persons	93361	85089	11448	2751	1418
5 persons	44372	54962	9257	2306	1675
6 persons	18404	29975	6298	1820	1583
7 persons	7154	14559	3789	1238	1227
8 persons	2769	6563	2059	747	866
9 persons	1053	2973	1033	412	580
10 persons and more	757	2251	1011	527	863

Source: Statistical Centre of Iran.

15.5. STUDENTS AND TEACHING AND CLERICAL STAFF AT DIFFERENT EDUCATIONAL LEVELS⁽⁴⁾

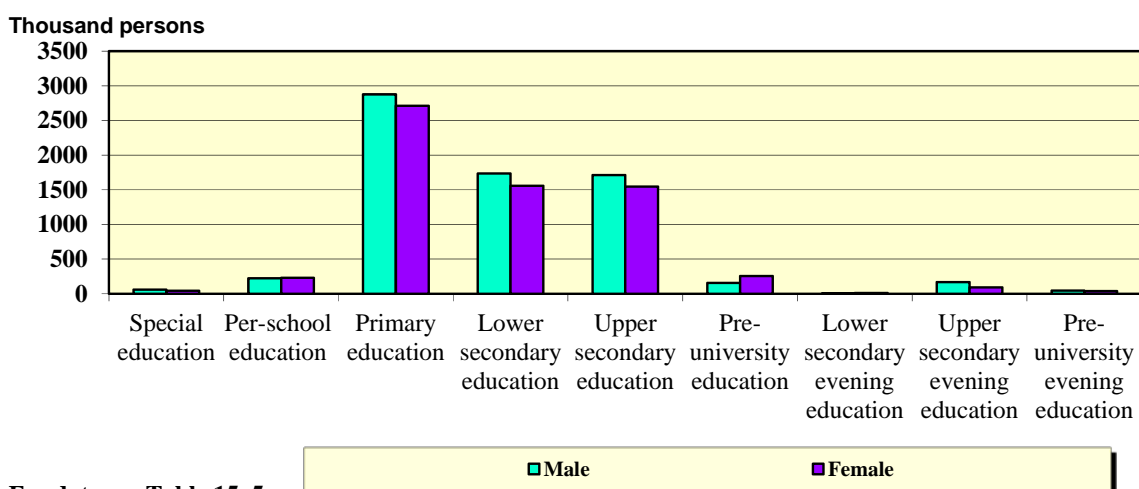
Academic year and educational level	Student ⁽²⁾			Teaching and clerical staff	
	Total	Male	Female	Teaching	Clerical
1370-71	15940091	8830014	7110077	543940	226599
1375-76	18588130	9921855	8666275	597075	341996
1380-81	17882515	9359952	8522563	664672	344911
1384-85	15422085	7972123	7449962	676603	259433
1385-86	14984301	7741044	7243257	664657	253351
1386-87	14485604	7474081	7011523	636439	254951
1387-88	⁽³⁾ 14028696	⁽³⁾ 7258654	⁽³⁾ 6770042	587413	237242
1388-89	13468082	6981372	6486710	542259	257587
Special education	⁽⁴⁾ 101450	59514	41936	10142	8051
Pre-school education	452258	221844	230414	1847	184
Primary education	5591752	2878290	2713462	208872	71076
Lower secondary education	3292246	1733942	1558304	151935	68428
Upper secondary education	3259659	1713585	1546074	⁽⁵⁾ 169463	⁽⁵⁾ 109848
Pre-university	409861	154673	255188	⁽⁵⁾	⁽⁵⁾
Lower secondary evening education	16746	5724	11022	⁽⁶⁾	⁽⁶⁾
Upper secondary evening education	261044	169338	91706	⁽⁶⁾	⁽⁶⁾
Pre-university evening education	83066	44462	38604	⁽⁶⁾	⁽⁶⁾

1. Data on teacher-training course is included with higher education section.
2. Including students of public and non-profit schools.
3. Excluding the number of 22640 students in inclusive and integrative education, 453 autistic students and 4230 vocational upper secondary education (special) students.
4. Including the students in inclusive and integrative education, autistic students and upper secondary technical (special) students.
5. Pre - university teaching and clerical staff is included with upper secondary education.
6. Clerical staff are responsible for both day and evening courses.

Sources: Ministry of Education;

- Organization for the Education of Special Children.

15. 1. STUDENTS BY EDUCATIONAL LEVEL AND SEX: ACADEMIC YEAR 1388-1389



For data see Table 15. 5.

15.6. STUDENTS AND TEACHING AND CLERICAL STAFF OF THE MINISTRY OF EDUCATION BY OSTAN, ACADEMIC YEAR 1388-89

Ostan	Student			Teaching and clerical staff	
	Both sexes	Male	Female	Teaching	Clerical
Total country	13468082	6981372	6486710	542259	257587
East Azarbayejan	656973	344389	312584	26805	11417
West Azarbayejan	565537	305826	259711	20446	8629
Ardebil	261220	136364	124856	10715	4545
Esfahan.....	790884	395827	395057	33357	17041
Ilam	113848	59102	54746	6754	3025
Bushehr	181002	94022	86980	7887	4036
Tehran	2333364	1187591	1145773	77287	38251
Chaharmahal & Bakhtiari	186133	94705	91428	9423	4739
South Khorasan	137349	71169	66180	7664	3223
Khorasan-e-Razavi	1114877	574871	540006	48926	22112
North Khorasan	156010	80853	75157	8137	3754
Khuzestan	876516	464015	412501	31557	14708
Zanjan	189446	99567	89879	8665	4105
Semnan.....	110565	56698	53867	4559	2302
Sistan & Baluchestan	533637	289123	244514	17510	6735
Fars	812901	416148	396753	33507	17803
Qazvin	214571	111181	103390	8410	3971
Qom	208150	105187	102963	8517	3821
Kordestan	282605	151479	131126	13234	6678
Kerman	568142	290733	277409	24593	12394
Kermanshah	349790	186911	162879	16087	6676
Kohgiluyeh & Boyerahmad	153099	83174	69925	7128	4102
Golestan	311171	162487	148684	12830	6141
Gilan	406430	206764	199666	17812	7738
Lorestan.....	365863	193860	172003	15631	7851
Mazandaran.....	514595	260857	253738	23049	10845
Markazi	245320	126299	119021	8807	4468
Hormozgan.....	333996	174288	159708	11585	6417
Hamedan	304457	161376	143081	12384	5794
Yazd	189631	96506	93125	8993	4266

Source: Ministry of Education.

**15.2. STUDENT- TEACHER RATIO:
ACADEMIC YEAR 1388- 1389**



Ratio	
	17 - 20
	21 - 24
	25 - 28
	29 - 32

For data see Table 15.6.

15. 7. SPECIAL STUDENTS BY EDUCATIONAL LEVELS

Year and educational level	Student
1370-71	37970
1375-76	64077
1380-81	72904
1384-85	67371
1385-86	67882
1386-87	69926
1387-88	70736
1388-89⁽¹⁾	101450
Pre-school	10716
Primary school	60486
General skills ⁽²⁾	0
Lower-secondary school ⁽²⁾	16832
General upper-secondary school and pre-university ⁽³⁾	13416

1. Including the students in inclusive and integrative education, autistic students and upper secondary technical (special) students.

2. Due to the change of general skills into pre-technical lower secondary which has been taken for the students with special needs. The statistics for these students are included in lower secondary course.

3. The reason for increase in the number over the previous year is due to the establishment of new upper technical secondary course which has been taken for the students with special needs in all special groups .

Source: Organization for the Education of Special Children.

15. 8. STUDENTS, EDUCATIONAL STAFF AND FACILITIES IN SPECIAL EDUCATION COURSE

Academic year and Ostan	Student			Teaching and clerical staff		School	Class
	Total	Male	Female	Teaching	Clerical		
1370-71	37970	23579	14391	5117	1030	575	4611
1375-76	64077	38762	25315	⁽¹⁾ 12003	⁽¹⁾ 000	978	7425
1380-81	72904	43744	29160	11260	4645	923	9133
1384-85	67371	40759	26612	11099	5636	1284	10642
1385-86	67882	41075	26807	11131	5614	1349	10834
1386-87	69926	42473	27453	11256	5668	1403	11062
1387-88.....	70736	42955	27781	11631	5505	1492	10867
1388-89.....	101450	59514	41936	10142	8051	2983	11011
East Azarbayejan	4407	2700	1707	530	259	152	537
West Azarbayejan	2953	1853	1100	330	148	78	292
Ardebil	1662	994	668	180	109	47	158
Esfahan.....	6983	3911	3072	648	540	249	775
Ilam	823	497	326	122	106	41	107
Bushehr	1215	702	513	176	117	52	175
Tehran	13486	7557	5929	1384	1446	283	1550
Chaharmahal & Bakhtiyari	1708	998	710	226	202	86	225
South Khorasan	1761	977	784	161	100	83	193
Khorasan-e-Razavi	10678	6337	4341	899	631	235	1002
North Khorasan	1435	862	573	105	72	44	141
Khuzestan	4857	2878	1979	442	261	144	664
Zanjan	1282	714	568	162	149	41	138
Semnan.....	2085	1211	874	142	93	35	106
Sistan & Baluchestan	2044	1332	712	246	138	57	235
Fars	7504	4302	3202	745	651	244	805
Qazvin	1778	1004	774	198	132	46	162
Qom	1599	880	719	165	139	36	171
Kordestan	2521	1532	989	218	189	61	159
Kerman	4561	2829	1732	410	442	208	626
Kermanshah	2485	1476	1009	251	212	67	233
Kohgiluyeh & Boyerahmad	1502	839	663	136	172	43	158
Golestan	1959	1196	763	229	158	64	249
Gilan	5297	3156	2141	348	230	80	395
Lorestan.....	2717	1516	1201	328	251	83	270
Mazandaran.....	4373	2550	1823	445	323	125	474
Markazi	1531	915	616	180	164	51	173
Hormozgan.....	2205	1434	771	236	206	84	273
Hamedan	2099	1230	869	274	268	95	298
Yazd	1940	1132	808	226	143	69	267

1. Statistics on teaching and clerical staff were not available separately for the academic year 1375-76 and were reported under teaching staff.

Source: Organization for the Education of Special Children.

15. 9. PRE-SCHOOL STUDENTS AND EDUCATIONAL FACILITIES

Academic year and Ostan	Student			Teaching and clerical staff ⁽¹⁾		School	Class
	Total	Male	Female	Teaching	Clerical		
1370-71	252513	132554	119959	8841	1583	4114	8554
1375-76	195181	99842	95339	6025	1736	3322	8497
1380-81	329062	160822	168240	110	13686	9581	16119
1384-85	540393	262333	278060	16047	1222	19912	25922
1385-86	552932	268349	284583	14523	1260	20543	26589
1386-87	511229	247983	263246	9879	1229	18950	24482
1387-88	455844	219653	236191	4000	319	17071	22047
1388-89	452258	221844	230414	1847	184	16299	23413
East Azarbayejan	24175	11579	12596	79	3	590	1109
West Azarbayejan	16227	8137	8090	43	1	565	766
Ardebil	13555	7176	6379	50	3	476	612
Esfahan.....	29060	14030	15030	83	15	1162	1613
Ilam	5816	2774	3042	167	4	211	282
Bushehr	9545	4831	4714	7	6	270	417
Tehran	77107	37982	39125	22	10	2261	3702
Chaharmahal & Bakhtiyari	9783	4801	4982	124	5	406	478
South Khorasan	7177	3413	3764	180	8	223	334
Khorasan-e-Razavi	14492	6777	7715	70	2	613	804
North Khorasan	1925	894	1031	2	0	87	98
Khuzestan	15694	7710	7984	39	8	549	785
Zanjan	5591	2634	2957	1	0	173	251
Semnan.....	5096	2691	2405	8	1	155	259
Sistan & Baluchestan	10446	4906	5540	131	7	330	496
Fars	19714	9939	9775	9	2	585	1026
Qazvin	12324	6045	6279	3	0	377	553
Qom	8822	4230	4592	0	0	262	399
Kordestan	10719	5494	5225	242	2	369	506
Kerman	29764	14163	15601	110	67	1432	1993
Kermanshah	8136	3942	4194	91	2	285	380
Kohgiluyeh & Boyerahmad	2840	1391	1449	25	1	106	139
Golestan	13506	6640	6866	120	8	539	676
Gilan	16813	8310	8503	73	9	986	1252
Lorestan.....	11295	5621	5674	19	0	500	766
Mazandaran.....	24422	11868	12554	70	12	998	1299
Markazi	11378	5531	5847	13	2	431	564
Hormozgan.....	15677	7833	7844	3	2	577	754
Hamedan	7691	3723	3968	20	0	322	453
Yazd	13468	6779	6689	43	4	459	647

1. From 1380-81 on, decrease or increase in figures compared to the previous year is due to the changes in the status of some of clerical staff.

Source: Ministry of Education.

15. 10. STUDENTS, EDUCATIONAL STAFF AND FACILITIES IN PRIMARY SCHOOL

Academic year and Ostan	Student			Teaching and clerical staff		School	Class
	Total	Male	Female	Teaching	Clerical		
1370-71.....	9787593	5224343	4563250	312273	92216	60672	326083
1375-76	9238393	4885665	4352728	298755	96617	63101	327595
1380-81	7513015	3924999	3588016	309260	83225	68836	313529
1384-85	6006553	3108860	2897693	274922	67459	65507	284715
1385-86	5827851	3009561	2818290	267516	65315	64646	278335
1386-87	5725629	2952075	2773554	254733	66882	62699	268463
1387-88	5654969	2912264	2742705	228482	63418	59826	255721
1388-89.....	5591752	2878290	2713462	208872	71076	57115	252140
East Azarbayejan	269521	138372	131149	10508	3125	3119	12622
West Azarbayejan	249199	129390	119809	8960	2660	2851	10380
Ardebil	93406	47663	45743	4324	1137	1349	4659
Esfahan.....	324832	166264	158568	11418	4840	2500	13845
Ilam	39781	20675	19106	2458	717	663	2368
Bushehr	71666	37177	34489	3212	1052	781	3472
Tehran	963296	494540	468756	25032	12341	3551	33228
Chaharmahal & Bakhtiari	71274	36198	35076	3614	1173	924	3754
South Khorasan	57537	29737	27800	3272	805	1050	3403
Khorasan-e-Razavi	499961	257041	242920	19657	6508	4293	22428
North Khorasan.....	66746	34442	32304	3469	1002	909	3542
Khuzestan	376768	194936	181832	13302	4385	3639	17314
Zanjan	72990	37701	35289	3185	908	1041	3626
Semnan.....	44923	23344	21579	1457	624	416	2001
Sistan & Baluchestan	289642	150887	138755	8870	2573	3556	12984
Fars	328400	169127	159273	12374	4358	3757	15300
Qazvin	85179	44228	40951	3023	1152	823	3641
Qom	88715	45028	43687	2870	1155	459	3275
Kordestan	109973	56191	53782	5474	1649	1775	5505
Kerman	232913	120215	112698	10565	3091	3144	12600
Kermanshah	131951	68104	63847	6175	1584	2218	6399
Kohgiluyeh & Boyerahmad	56293	28438	27855	3070	736	1497	3647
Golestan	131038	67597	63441	5382	1915	1243	6032
Gilan	155508	79232	76276	6954	1948	1938	8625
Lorestan.....	136040	70331	65709	5986	1749	2453	7248
Mazandaran.....	204043	104492	99551	7776	2487	2069	9911
Markazi	96878	50084	46794	3206	1215	1118	4260
Hormozgan.....	142780	73485	69295	5282	1654	1812	6516
Hamedan	119709	61694	58015	4617	1409	1411	5681
Yazd	80790	41677	39113	3380	1124	756	3874

Source: Ministry of Education.

15. 11. STUDENTS, EDUCATIONAL STAFF, AND FACILITIES IN LOWER SECONDARY SCHOOL

Academic year and Ostan	Student			Teaching and clerical staff		School	Class
	Total	Male	Female	Teaching	Clerical		
1370-71	3541578	2050707	1490871	129745	56018	17044	109065
1375-76	5188812	2845092	2343720	162602	78845	25828	162434
1380-81	4953894	2698328	2255566	182751	82887	29672	172776
1384-85	4146113	2214730	1931383	185758	76814	31908	168263
1385-86	3938661	2100894	1837767	181045	73714	31651	164781
1386-87	3708270	1967906	1740364	172725	73065	30757	157219
1387-88	3477644	1833240	1644404	163025	67241	29228	146239
1388-89.....	3292246	1733942	1558304	151935	68428	26981	136239
East Azarbayejan	161682	85445	76237	7848	3056	1538	7380
West Azarbayejan	138726	76955	61771	5476	2382	942	5168
Ardebil	62284	32470	29814	3121	1267	658	2817
Esfahan.....	192943	98990	93953	9141	4297	1475	7738
Ilam	26167	13847	12320	1831	699	306	1301
Bushehr	41374	21496	19878	2189	1011	440	1898
Tehran	572751	294300	278451	21495	9614	2496	20004
Chaharmahal & Bakhtiari	45309	23773	21536	2599	1159	497	2107
South Khorasan	32179	16855	15324	2063	873	339	1540
Khorasan-e-Razavi	287896	150998	136898	14222	6032	2465	12476
North Khorasan.....	43390	23518	19872	2530	1084	500	1941
Khuzestan	216720	118057	98663	9183	4176	1691	9115
Zanjan	48331	25557	22774	2856	1047	557	2337
Semnan.....	26173	13558	12615	1327	564	242	1109
Sistan & Baluchestan	121083	69332	51751	4726	1982	1029	4710
Fars	195844	102147	93697	9185	4558	1752	8124
Qazvin	51964	27357	24607	2460	1038	416	2094
Qom	52026	26887	25139	2499	977	242	1868
Kordestan	72153	38543	33610	3695	1860	747	3103
Kerman	131263	67739	63524	6602	3404	1310	6035
Kermanshah	88189	47326	40863	4421	1832	712	3668
Kohgiluyeh & Boyerahmad	36322	19180	17142	1799	1055	452	1816
Golestan	77952	41894	36058	3563	1692	708	3200
Gilan	101600	52238	49362	4543	2056	968	4463
Lorestan.....	87809	46669	41140	4567	2277	889	4089
Mazandaran.....	120634	61378	59256	6229	2812	1229	5375
Markazi	60809	31977	28832	2645	1261	510	2383
Hormozgan.....	79518	42288	37230	3179	1779	791	3390
Hamedan	76281	40761	35520	3694	1558	698	3166
Yazd	42874	22407	20467	2247	1026	382	1824

Source: Ministry of Education.

15. 12. STUDENTS, EDUCATIONAL STAFF AND FACILITIES IN UPPER SECONDARY SCHOOL

Academic year and Ostan	Student ⁽¹⁾			Teaching and clerical staff ⁽²⁾		School ⁽¹⁾	Class ⁽¹⁾
	Total	Male	Female	Teaching	Clerical		
1370-71.....	2030986	1192340	838646	87964	34690	6217	63278
1375-76 ⁽³⁾	3480635	1817665	1662970	117690	64839	12222	110514
1380-81 ⁽⁴⁾	3985150	2020296	1964854	161291	105467	17200	148340
1384-85.....	3763037	1917183	1845854	188777	108302	21475	152995
1385-86.....	3695947	1890567	1805380	190442	107448	22044	155274
1386-87.....	3569839	1838567	1731272	187846	108107	22223	153299
1387-88.....	3510180	1832405	1677775	180275	100759	22419	151683
1388-89.....	3259659	1713585	1546074	169463	109848	15289	136057
East Azarbayejan.....	159556	86864	72692	7840	4974	943	6317
West Azarbayejan.....	127216	72796	54420	5637	3438	505	5011
Ardebil.....	65449	34285	31164	3040	2029	381	2707
Esfahan.....	195651	96279	99372	12067	7349	867	8405
Ilam.....	33508	17827	15681	2176	1499	198	1454
Bushehr.....	43106	22634	20472	2303	1850	267	1910
Tehran.....	571656	289061	282595	29354	14840	1841	22990
Chaharmahal & Bakhtiyari.....	47611	24292	23319	2860	2200	329	2195
South Khorasan.....	30905	16527	14378	1988	1437	159	1351
Khorasan-e-Razavi.....	252688	131363	121325	14078	8939	1120	10680
North Khorasan.....	36950	19175	17775	2031	1596	181	1530
Khuzestan.....	210498	113992	96506	8591	5878	932	8851
Zanjan.....	51239	28490	22749	2461	2001	247	1902
Semnan.....	26294	13489	12805	1625	1020	152	1208
Sistan & Baluchestan.....	91704	52516	39188	3537	2035	527	3664
Fars.....	212154	108036	104118	11194	8234	1102	8982
Qazvin.....	52685	27692	24993	2726	1649	224	2240
Qom.....	45273	22546	22727	2983	1550	164	1811
Kordestan.....	73566	41511	32055	3605	2978	374	2871
Kerman.....	132018	66836	65182	6906	5390	736	5814
Kermanshah.....	97809	55006	42803	5149	3046	399	3972
Kohgiluyeh & Boyerahmad.....	44963	26734	18229	2098	2138	310	1961
Golestan.....	71821	38419	33402	3536	2368	339	2841
Gilan.....	104427	53429	50998	5894	3495	488	4750
Lorestan.....	97512	52341	45171	4731	3574	559	4118
Mazandaran.....	129692	66396	63296	8529	5211	625	5682
Markazi.....	58935	30855	28080	2763	1826	252	2453
Hormozgan.....	77256	41048	36208	2885	2776	453	3237
Hamedan.....	76169	42529	33640	3779	2559	376	3227
Yazd.....	41348	20617	20731	3097	1969	239	1923

1. Excluding pre-university.

2. Including teaching and clerical staff of pre-university course from 1375-76.

3. Including upper secondary education under the old and new systems.

4. Due to the elimination of the old system since 1379-80, upper secondary figures include the new system only.

Source: Ministry of Education.

15.13. GENERAL UPPER SECONDARY SCHOOL STUDENTS BY FIELD OF STUDY AND OSTAN, ACADEMIC YEAR 1388-89

Ostan	Total			First grade		Second and third grades					
						Theoretical education ⁽¹⁾		Technical and vocational		Work and knowledge	
	Both sexes	Male	Female	Male	Female	Male	Female	Male	Female	Male	Female
Total country	3259659	1713585	1546074	673698	559464	584710	740336	211460	100080	243717	146194
East Azarbayejan	159556	86864	72692	34272	26530	29523	33850	11316	5503	11753	6809
West Azarbayejan	127216	72796	54420	29603	20104	24489	25622	7337	3182	11367	5512
Ardebil	65449	34285	31164	13730	11501	10247	14736	4459	1951	5849	2976
Esfahan.....	195651	96279	99372	36315	34329	32230	47493	13907	6738	13827	10812
Ilam	33508	17827	15681	6187	5057	7330	8615	1998	743	2312	1266
Bushehr	43106	22634	20472	9129	7525	7525	9816	2231	1109	3749	2022
Tehran	571656	289061	282595	114454	103196	100312	133165	34820	21603	39475	24631
Chaharmahal & Bakhtiari	47611	24292	23319	9210	7910	8878	11446	2522	1541	3682	2422
South Khorasan	30905	16527	14378	6586	5152	5468	6893	1847	734	2626	1599
Khorasan-e-Razavi	252688	131363	121325	53682	44628	40628	54085	16495	7343	20558	15269
North Khorasan	36950	19175	17775	7879	6608	5725	8324	2888	969	2683	1874
Khuzestan	210498	113992	96506	48654	36527	38179	47504	10868	3819	16291	8656
Zanjan	51239	28490	22749	11175	8459	9797	11020	3194	1068	4324	2202
Semnan.....	26294	13489	12805	5564	4498	4738	6062	1446	876	1741	1369
Sistan & Baluchestan	91704	52516	39188	21236	14881	20730	20034	3865	956	6685	3317
Fars	212154	108036	104118	42491	37120	37483	52157	15094	6862	12968	7979
Qazvin	52685	27692	24993	11089	9325	7291	11054	3760	1679	5552	2935
Qom	45273	22546	22727	9511	8342	8492	10809	2356	1594	2187	1982
Kordestan	73566	41511	32055	16799	11821	14074	15253	4659	1980	5979	3001
Kerman	132018	66836	65182	24846	22692	24241	33374	9615	4372	8134	4744
Kermanshah	97809	55006	42803	22030	15726	19415	20817	6251	2718	7310	3542
Kohgiluyeh & Boyerahmad	44963	26734	18229	9259	6055	10886	9540	2120	709	4469	1925
Golestan	71821	38419	33402	14797	12571	14739	16237	4396	2056	4487	2538
Gilan	104427	53429	50998	19775	18614	16260	24432	8845	3814	8549	4138
Lorestan.....	97512	52341	45171	19083	15872	20798	22730	6358	3128	6102	3441
Mazandaran.....	129692	66396	63296	24139	21745	21538	29804	10426	4915	10293	6832
Markazi	58935	30855	28080	12193	10221	9055	13053	4644	1624	4963	3182
Hormozgan.....	77256	41048	36208	16346	13328	13069	17189	4688	2238	6945	3453
Hamedan	76169	42529	33640	15777	11976	14169	15433	6199	2533	6384	3698
Yazd	41348	20617	20731	7887	7151	7401	9789	2856	1723	2473	2068

Source: Ministry of Education.

15. 14. PRE-UNIVERSITY STUDENTS AND EDUCATIONAL FACILITIES⁽¹⁾

Academic year and Ostan	Student			School	Class
	Total	Male	Female		
1375-76.....	107345	48802	58543	233	3254
1380-81	477228	182732	294496	3834	16902
1384-85	418939	153811	265128	5915	19472
1385-86	421158	155624	265534	6280	20213
1386-87	438515	162522	275993	6637	21179
1387-88	447187	172372	274815	6909	21838
1388-89.....	409861	154673	255188	5812	19086
East Azarbayejan	19586	8188	11398	355	970
West Azarbayejan	14782	6552	8230	174	641
Ardebil	7194	2770	4424	107	325
Esfahan.....	29338	10153	19185	375	1280
Ilam	5228	1994	3234	84	249
Bushehr	5627	2032	3595	93	280
Tehran	76243	28762	47481	962	3376
Chaharmahal & Bakhtiyari	6839	2560	4279	116	339
South Khorasan	4262	1654	2608	85	228
Khorasan-e-Razavi	30805	11288	19517	385	1441
North Khorasan	4454	1291	3163	51	191
Khuzestan	20986	6953	14033	226	916
Zanjan	6537	2751	3786	78	267
Semnan.....	3780	1379	2401	86	213
Sistan & Baluchestan	7239	2848	4391	157	385
Fars	28427	10109	18318	456	1416
Qazvin	5842	2047	3795	87	253
Qom	6177	2445	3732	61	259
Kordestan	8168	3827	4341	89	340
Kerman	16328	5601	10727	355	894
Kermanshah	12377	5043	7334	134	510
Kohgiluyeh & Boyerahmad	5290	2508	2782	113	303
Golestan	8705	3369	5336	97	374
Gilan	11588	3958	7630	191	618
Lorestan.....	12167	4917	7250	172	583
Mazandaran.....	18521	7158	11363	245	889
Markazi	7385	2644	4741	101	319
Hormozgan.....	7987	2653	5334	127	366
Hamedan	10554	4289	6265	127	482
Yazd	7445	2930	4515	123	379

1. Teaching and clerical staff of the pre-university course are included with the upper secondary course.

Source: Ministry of Education.

15. 15. PRE-UNIVERSITY STUDENTS BY FIELD OF STUDY

Academic year and Ostan	Student			Mathematics		Experimental sciences		Humanities ⁽¹⁾		Arts	
	Total	Male	Female	Male	Female	Male	Female	Male	Female	Male	Female
1375-76	107345	48802	58543	19864	11413	20837	30550	8101	16580	×	×
1380-81	477228	182732	294496	89160	75045	41946	105656	51164	111308	462	2487
1384-85	418939	153811	265128	69526	57464	39383	101844	44493	102234	409	3586
1385-86	421158	155624	265534	69900	55331	40209	103655	45158	102547	357	4001
1386-87	438515	162522	275993	72344	57869	39219	105093	50523	108521	436	4510
1387-88	447187	172372	274815	75104	58530	40505	105167	56254	106735	509	4383
1388-89	409861	154673	255188	74563	59853	39352	103351	40401	88919	357	3065
East Azarbayejan	19586	8188	11398	3920	2791	2112	4687	2142	3787	14	133
West Azarbayejan	14782	6552	8230	2056	1182	2340	3976	2156	3036	0	36
Ardebil	7194	2770	4424	1092	586	761	1920	917	1896	0	22
Esfahan.....	29338	10153	19185	6074	5536	2260	7304	1783	5923	36	422
Ilam	5228	1994	3234	564	348	810	1581	620	1305	0	0
Bushehr	5627	2032	3595	984	639	575	1524	473	1371	0	61
Tehran	76243	28762	47481	19863	16072	3975	15481	4775	14868	149	1060
Chaharmahal & Bakhtiari	6839	2560	4279	826	743	826	1871	908	1627	0	38
South Khorasan ..	4262	1654	2608	557	365	491	1096	598	1121	8	26
Khorasan-e-Razavi	30805	11288	19517	5140	4242	3322	8344	2794	6801	32	130
North Khorasan ..	4454	1291	3163	473	592	383	1264	435	1294	0	13
Khuzestan	20986	6953	14033	3206	2812	1521	6079	2209	5082	17	60
Zanjan	6537	2751	3786	1168	1050	770	1305	813	1431	0	0
Semnan.....	3780	1379	2401	737	640	242	789	400	938	0	34
Sistan & Baluchestan	7239	2848	4391	640	547	887	1903	1321	1902	0	39
Fars	28427	10109	18318	4895	3689	2852	8456	2362	6086	0	87
Qazvin	5842	2047	3795	1138	848	473	1463	436	1422	0	62
Qom	6177	2445	3732	1251	819	586	1534	590	1317	18	62
Kordestan	8168	3827	4341	1313	801	1478	2131	1036	1409	0	0
Kerman	16328	5601	10727	2122	1896	1242	4007	2205	4589	32	235
Kermanshah	12377	5043	7334	1684	1264	1693	3437	1657	2633	9	0
Kohgiluyeh & Boyerahmad	5290	2508	2782	744	461	894	1254	861	1050	9	17
Golestan	8705	3369	5336	1222	1066	1086	2443	1061	1746	0	81
Gilan	11588	3958	7630	2144	1838	836	2924	978	2727	0	141
Lorestan.....	12167	4917	7250	1616	1378	1679	3525	1606	2280	16	67
Mazandaran.....	18521	7158	11363	3671	2762	1619	4341	1868	4212	0	48
Markazi	7385	2644	4741	1422	1268	598	1808	624	1642	0	23
Hormozgan.....	7987	2653	5334	1077	1205	952	2425	624	1673	0	31
Hamedan	10554	4289	6265	1730	1432	1221	2678	1338	2092	0	63
Yazd	7445	2930	4515	1234	981	868	1801	811	1659	17	74

1. Including students studying Ma'aref course since academic year 1380-81.

Source: Ministry of Education.

15. 16. STUDENTS AND TEACHING STAFF IN IRANIAN SCHOOLS ABROAD

Year and educational level	Student	Teaching staff
1375-76	15924	1024
1380-81	16125	1086
1383-84	15783	1428
1384-85	16022	1394
1385-86	14595	1633
1386-87	14242	1344
1387-88.....	13256	1201
Primary	5881	000
Lower secondary	3484	000
Upper secondary	3891	000

Source: Ministry of Education.

15.17. STUDENTS AND EDUCATIONAL FACILITIES OF ADULT EVENING LOWER SECONDARY COURSES

Academic year and Ostan	Student			School	Class
	Total	Male	Female		
1370-71.....	126328	97575	28753	717	3626
1375-76	86968	51609	35359	541	2623
1380-81	51011	26252	24759	522	1978
1384-85	40028	16731	23297	447	1756
1385-86	40894	15833	25061	461	1852
1386-87	34851	12053	22798	415	1797
1387-88	24178	7729	16449	347	1385
1388-89.....	16746	5724	11022	278	1828
East Azarbayejan	1085	615	470	16	47
West Azarbayejan	284	187	97	7	21
Ardebil	249	111	138	7	25
Esfahan.....	1577	628	949	15	94
Ilam	50	0	50	1	3
Bushehr	426	80	346	11	36
Tehran	3601	789	2812	44	288
Chaharmahal & Bakhtiyari	46	0	46	1	3
South Khorasan.....	123	71	52	2	6
Khorasan-e-Razavi	995	347	648	19	56
North Khorasan	40	40	0	1	2
Khuzestan	1882	854	1028	33	452
Zanjan	389	91	298	4	16
Semnan.....	51	8	43	2	4
Sistan & Baluchestan	351	166	185	8	23
Fars	735	194	541	14	168
Qazvin	206	72	134	3	9
Qom	158	0	158	1	5
Kordestan	365	239	126	8	23
Kerman	517	159	358	8	26
Kermanshah	241	60	181	3	12
Kohgiluyeh & Boyerahmad	258	94	164	3	9
Golestan	176	57	119	3	9
Gilan	204	22	182	6	35
Lorestan.....	337	201	136	9	25
Mazandaran.....	193	54	139	4	12
Markazi	1193	417	776	25	348
Hormozgan.....	24	0	24	1	3
Hamedan	898	168	730	17	62
Yazd	92	0	92	2	6

Source: Ministry of Education.

15. 18. STUDENTS AND EDUCATIONAL FACILITIES OF ADULT EVENING UPPER SECONDARY COURSES

Academic year and Ostan	Student			School	Class
	Total	Male	Female		
1370-71	96786	70910	25876	484	2910
1375-76 ⁽¹⁾	223161	131872	91289	667	6478
1380-81	322680	208001	114679	1602	12363
1384-85	320818	202035	118783	2462	15360
1385-86	323916	204367	119549	2599	16167
1386-87	314198	196854	117344	2579	15899
1387-88	288420	186298	102122	2683	15772
1388-89	261044	169338	91706	2371	14850
East Azarbayejan	13238	8549	4689	166	954
West Azarbayejan	11491	7132	4359	120	745
Ardebil	15448	9940	5508	120	841
Esfahan	6869	4195	2674	49	366
Ilam	1737	1102	635	20	100
Bushehr	7036	4587	2449	83	460
Tehran	44976	28844	16132	272	2412
Chaharmahal & Bakhtiari	2442	1393	1049	29	137
South Khorasan	2478	1490	988	21	144
Khorasan-e-Razavi	11781	7722	4059	104	691
North Khorasan	574	271	303	10	89
Khuzestan	22918	15447	7471	187	1113
Zanjan	2353	1163	1190	18	104
Semnan	1624	784	840	12	164
Sistan & Baluchestan	7112	4861	2251	72	373
Fars	14586	9733	4853	166	853
Qazvin	3637	2358	1279	25	115
Qom	3402	1954	1448	32	184
Kordestan	3604	3072	532	31	194
Kerman	15554	10755	4799	124	766
Kermanshah	5512	3798	1714	35	245
Kohgiluyeh & Boyerahmad	4011	2895	1116	47	285
Golestan	4182	2453	1729	32	232
Gilan	8861	5412	3449	91	478
Lorestan	14548	10284	4264	120	750
Mazandaran	9174	5402	3772	101	546
Markazi	6058	3323	2735	79	506
Hormozgan	6065	4184	1881	107	299
Hamedan	8500	5442	3058	80	586
Yazd	1273	793	480	18	118

1. Including students in both old and new systems.

Source: Ministry of Education.

15. 19. EVENING PRE-UNIVERSITY STUDENTS AND EDUCATIONAL FACILITIES

Academic year and Ostan	Student			School	Class
	Total	Male	Female		
1380-81.....	177420	94719	82701	1393	5952
1384-85	118833	55681	63152	1889	6226
1385-86	115060	54774	60286	1873	6103
1386-87	113147	53648	59499	1857	5899
1387-88	99538	51738	47800	1783	5350
1388-89.....	83066	44462	38604	1604	4842
East Azarbayejan	3723	2077	1646	119	319
West Azarbayejan	4659	2824	1835	94	303
Ardebil	1973	955	1018	57	143
Esfahan.....	3631	1377	2254	73	212
Ilam	738	386	352	16	42
Bushehr	1007	483	524	26	70
Tehran	10248	5756	4492	148	488
Chaharmahal & Bakhtiyari	1121	690	431	20	53
South Khorasan	927	445	482	40	98
Khorasan-e-Razavi	5581	2998	2583	115	347
North Khorasan	496	360	136	8	27
Khuzestan	6193	3188	3005	74	261
Zanjan	734	466	268	16	68
Semnan.....	539	234	305	15	38
Sistan & Baluchestan	4016	2275	1741	82	232
Fars	5537	2561	2976	108	320
Qazvin	956	378	578	13	44
Qom	1978	1217	761	18	83
Kordestan	1536	1070	466	18	69
Kerman	5224	2436	2788	125	328
Kermanshah	3090	2156	934	29	127
Kohgiluyeh & Boyerahmad	1620	1095	525	34	98
Golestan	1832	862	970	21	81
Gilan	2132	1007	1125	62	162
Lorestan.....	3438	1980	1458	57	178
Mazandaran.....	3543	1559	1984	74	244
Markazi	1153	553	600	27	70
Hormozgan.....	2484	1363	1121	57	164
Hamedan	2556	1540	1016	44	136
Yazd	401	171	230	14	37

Source: Ministry of Education.

15. 20. INSTRUCTORS OF LITERACY MOVEMENT ORGANIZATION BY SEX

Year and Ostan	Both sexes	Male	Female
1370	77812	25771	52041
1375	55122	13695	41427
1380	30778	6738	24040
1384	47405	7235	40170
1385	49585	7611	41974
1386	51142	7912	43230
1387*	47696	6862	40834
1388*	44065	6793	37272
East Azarbayejan	3058	489	2569
West Azarbayejan	2554	492	2062
Ardebil	1341	211	1130
Esfahan	1591	70	1521
Ilam	532	67	465
Bushehr	902	64	838
Tehran	2454	186	2268
Chaharmahal & Bakhtiari	419	20	399
South Khorasan	472	30	442
Khorasan-e-Razavi	3274	341	2933
North Khorasan	820	94	726
Khuzestan	4358	789	3569
Zanjan	519	67	452
Semnan	69	14	55
Sistan & Baluchestan	3880	907	2973
Fars	2194	304	1890
Qazvin	748	83	665
Qom	298	27	271
Kordestan	2488	324	2164
Kerman	1633	400	1233
Kermanshah	1259	128	1131
Kohgiluyeh & Boyerahmad	854	283	571
Golestan	609	173	436
Gilan	1417	364	1053
Lorestan	966	226	740
Mazandaran	987	130	857
Markazi	543	21	522
Hormozgan	1973	337	1636
Hamedan	1425	109	1316
Yazd	428	43	385

Source: Literacy Movement Organization.

15.21. ADULT LEARNERS AND CLASSES OF LITERACY MOVEMENT COURSES IN RURAL AND URBAN AREAS

Year and course	Learners			Class		
	Total	Urban	Rural ⁽¹⁾	Total	Urban	Rural ⁽¹⁾
<i>Preliminary course</i>						
1370.....	955205	373225	581980	63680	25061	38619
1375.....	491476	230659	260817	39562	18429	21133
1380.....	256657	124275	132382	20781	10048	10733
1384.....	624060	263247	360813	54789	23059	31730
1385.....	634087	232753	401334	53459	19872	33587
1386.....	694556	248328	446228	59247	21552	37695
1387*.....	649615	235179	414436	58493	21176	37317
1388*	546517	200318	346199	45563	(2)17612	(2)27951
<i>Complementary course</i>						
1370.....	796248	332368	463880	56424	23470	32954
1375.....	330943	164001	166942	26942	13117	13825
1380.....	183758	85712	98046	15505	7280	8225
1384.....	349133	162211	186922	30361	14009	16352
1385.....	407990	160724	247266	34622	13813	20809
1386.....	471492	171248	300244	40302	14717	25585
1387*.....	535584	189427	346157	48786	17255	31531
1388	567017	181434	385583	45664	(2)15123	(2)30541
<i>Final course</i>						
1370.....	145764	000	000	6837	3442	3395
1375.....	160789	82725	78064	9892	4983	4909
1380.....	131181	57587	73594	9189	4057	5132
1384.....	183721	83095	100626	13638	6059	7579
1385.....	186049	79654	106395	13967	5854	8113
1386.....	204033	81000	123033	15247	5828	9419
1387 ⁽³⁾	23280	9687	13593	1728	719	1009
1388	16186	6399	9787	1214	(2)520	(2)694
<i>Fifth grade course</i>						
1370.....	112935	59907	53028	6633	3341	3292
1375.....	76124	42563	33561	4669	2495	2174
1380.....	69842	32624	37218	4616	2120	2496
1384.....	119695	52244	67451	8530	3617	4913
1385.....	129289	56460	72829	9255	3894	5361
1386.....	104927	42775	62152	7398	2852	4546
1387 ⁽³⁾	5667	2274	3393	420	169	251
1388	93	38	55	7	(2)3	(2)4

1. Including data related to nomads covered by Literacy Movement Organization.

2. Referring single-sex classrooms.

3. The reason for decrease in figures compared to the previous year is the Organization's focus on elementary and complementary educational courses.

Source: Literacy Movement Organization.

15. 22. ADULT LEARNERS OF LITERACY MOVEMENT BY AGE

Year and course	Total	10-19 years	20-29 years	30-39 years	40-49 years	50 years and over
<i>Preliminary course</i>						
1370.....	955205	258852	247251	235097	128487	85518
1375.....	491476	120119	116661	126522	79840	48334
1380.....	256657	59907	52075	61770	49630	33275
1384.....	624060	100808	134173	149038	124343	115698
1385.....	634087	101753	135841	142187	131088	123218
1386.....	694556	105705	155337	154776	148506	130232
1387*.....	649615	60892	152399	174096	180236	81992
1388*	546517	32324	148735	176646	166496	22316
<i>Complementary course</i>						
1370.....	796248	248323	229593	193138	83107	42087
1375.....	330943	85772	92716	87383	44895	20177
1380.....	183758	44317	40913	48552	33144	16832
1384.....	349133	51322	69193	92916	77037	58665
1385.....	407990	61622	87314	103460	87869	67725
1386.....	471492	66688	102617	113626	103276	85285
1387*.....	535584	50359	118100	144443	149195	73487
1388	567017	33025	134773	181512	190784	26923
<i>Final course</i>						
1370.....	145764	58173	48609	26152	8965	3865
1375.....	160789	50910	49600	38521	15970	5788
1380.....	131181	32206	32468	37266	21077	8164
1384.....	183721	27890	37156	55469	39610	23596
1385.....	186049	27840	38815	53866	40184	25344
1386.....	204033	27207	42395	58717	45942	29772
1387 ⁽¹⁾	23280	1189	3724	7355	7982	3030
1388	16186	503	2075	5644	7336	628
<i>Fifth grade course</i>						
1370.....	112935	48747	38656	18360	5292	1880
1375.....	76124	29234	25047	14994	5154	1695
1380.....	69842	19537	20179	18510	8751	2865
1384.....	119695	21175	29738	37473	21549	9760
1385.....	129289	20552	30643	40564	25183	12347
1386.....	104927	14901	24284	32735	21509	11498
1387 ⁽¹⁾	5667	400	1024	2139	1545	559
1388	93	4	12	21	32	24

1. The reason for decrease in figures compared to the previous year is the Organization's focus on elementary and complementary educational courses.

Source: Literacy Movement Organization.

15. 23. VILLAGES COVERED BY LITERACY MOVEMENT ORGANIZATION

Year and Ostan	Villages
1370.....	27036
1375.....	19039
1380.....	15575
1383.....	16668
1385.....	20036
1386.....	19354
1387*.....	23013
1388*	20958
East Azarbayejan	1178
West Azarbayejan	1411
Ardebil	867
Esfahan.....	466
Ilam	244
Bushehr	283
Tehran	243
Chaharmahal & Bakhtiari	295
South Khorasan	278
Khorasan-e-Razavi	1316
North Khorasan	432
Khuzestan	1690
Zanjan	468
Semnan.....	25
Sistan & Baluchestan	1947
Fars	1012
Qazvin	307
Qom	22
Kordestan	1090
Kerman	1106
Kermanshah	842
Kohgiluyeh & Boyerahmad	560
Golestan	375
Gilan	1166
Lorestan.....	736
Mazandaran.....	797
Markazi	248
Hormozgan.....	828
Hamedan	575
Yazd	151

Source: Literacy Movement Organization.

15. 24. STUDENTS COMPLETED PRIMARY OR LOWER SECONDARY EDUCATION⁽¹⁾ BY SEX

Academic year and Ostan	Primary			Lower secondary		
	Total	Male	Female	Total	Male	Female
1380-81	7172690	3723192	3449498	4340268	2256422	2083846
1383-84	5936198	3058374	2877824	3920184	2019580	1900604
1384-85	5760886	2962916	2797970	3695157	1902523	1792634
1385-86	5622081	2888553	2733528	3545396	1835973	1709423
1386-87	5540703	2843996	2696707	3406752	1779853	1626899
1388-88.....	4670537	2406459	2264078	2784389	1437041	1347348
East Azarbayejan	250635	129379	121256	146301	76084	70217
West Azarbayejan	247062	127219	119843	139145	77102	62043
Ardebil	89997	45908	44089	62279	31956	30323
Esfahan.....	249529	131094	118435	151366	73282	78084
Ilam	40053	20733	19320	27898	14705	13193
Bushehr	57417	30997	26420	35058	17230	17828
Tehran	740604	375009	365595	435366	219295	216071
Chaharmahal & Bakhtiari	67899	35097	32802	42845	22335	20510
South Khorasan	52085	26975	25110	30661	16194	14467
Khorasan-e-Razavi	408079	209593	198486	235184	119596	115588
North Khorasan	37024	18767	18257	27182	14855	12327
Khuzestan	269567	138828	130739	157120	81741	75379
Zanjan	74496	39078	35418	47767	24582	23185
Semnan.....	32138	16404	15734	17391	8027	9364
Sistan & Baluchestan	240199	125252	114947	104457	58839	45618
Fars	291028	150025	141003	177543	91558	85985
Qazvin	84097	44339	39758	52059	26108	25951
Qom	83007	41052	41955	45652	22603	23049
Kordestan	91487	46189	45298	59605	31740	27865
Kerman	196680	102123	94557	111455	57195	54260
Kermanshah	126153	64366	61787	89038	47723	41315
Kohgiluyeh & Boyerahmad	48533	24901	23632	31473	16774	14699
Golestan	124814	64441	60373	76315	39930	36385
Gilan	143594	74029	69565	87727	44006	43721
Lorestan.....	106852	56387	50465	73232	38629	34603
Mazandaran.....	166267	85973	80294	103977	51443	52534
Markazi	67176	35184	31992	43184	21751	21433
Hormozgan.....	101047	52491	48556	60502	32276	28226
Hamedan	105656	54715	50941	71282	38218	33064
Yazd	77362	39911	37451	41325	21264	20061

1. Excluding adult students.

Source: Ministry of Education.

15. 25. UPPER SECONDARY SCHOOL GRADUATES ⁽¹⁾ BY FIELD OF STUDY

Academic year and Ostan	Total			Mathematics and physics		Experimental sciences	
	Both sexes	Male	Female	Male	Female	Male	Female
1370-71	248332	136649	111683	26210	8786	36318	46295
1375-76	⁽³⁾ 444703	⁽³⁾ 199018	⁽³⁾ 245685	30800	21197	28457	51263
1380-81	836219	371606	464613	111213	96069	63024	135758
1383-84	719548	295743	423805	78941	67884	43991	118454
1384-85	719471	298758	420713	78873	66860	44238	121001
1385-86	859971	384582	475389	87237	72005	50989	131647
1386-87	802544	366847	435697	87307	71239	49672	123883
1387-88	581783	243134	318649	69586	60576	35883	97280
East Azarbayejan	26426	12274	14152	3474	2873	1711	4519
West Azarbayejan	24651	12089	12562	2285	1522	2728	4673
Ardebil	10842	4751	6091	1017	847	1035	1999
Esfahan.....	35643	13680	21963	4928	4675	1762	6540
Ilam	7427	2961	4466	353	442	637	1658
Bushehr	7597	3173	4424	882	702	481	1461
Tehran	106805	45981	60824	20027	16853	3689	15086
Chaharmahal & Bakhtiyari	9878	4330	5548	867	807	908	1877
South Khorasan	6728	3058	3670	745	429	482	1222
Khorasan-e-Razavi	38254	15548	22706	4743	4037	2749	6902
North Khorasan	4618	1826	2792	239	431	245	807
Khuzestan	24206	10555	13651	2627	2026	1237	4305
Zanjan	10614	4768	5846	1314	1315	555	1669
Semnan.....	4611	1786	2825	648	552	183	670
Sistan & Baluchestan	11862	5312	6550	812	689	1134	2289
Fars	35887	14864	21023	4701	3685	2637	7753
Qazvin	11651	5268	6383	1260	1190	519	1674
Qom	10267	4549	5718	1312	845	643	1728
Kordestan	9871	4819	5052	950	747	1099	1731
Kerman	21928	9223	12705	2132	2052	1312	3936
Kermanshah	19907	9334	10573	1959	1486	1855	3779
Kohgiluyeh & Boyerahmad	6650	3182	3468	550	429	730	1204
Golestan	11099	4229	6870	1085	1145	959	2472
Gilan	20647	8597	12050	1972	2213	817	3026
Lorestan.....	13296	5670	7626	1282	1166	1179	2798
Mazandaran.....	23134	10571	12563	2582	2157	1350	3455
Markazi	9166	3753	5413	938	1284	451	1493
Hormozgan.....	10288	4917	5371	1091	1196	930	1819
Hamedan	16007	7163	8844	1581	1633	1014	2768
Yazd	11823	4903	6920	1230	1148	852	1967

15. 25. UPPER SECONDARY SCHOOL GRADUATES ⁽¹⁾ BY FIELD OF STUDY (continued)

Academic year and Ostan	Humanities ⁽²⁾		Technical and vocational		Work and knowledge	
	Male	Female	Male	Female	Male	Female
1370-71	52098	49830	22023	6772	000	000
1375-76	12891	29557	14204	7409	000	000
1380-81	86342	164203	27485	9944	83542	58639
1383-84	50823	126474	57330	46381	64658	64612
1384-85	48140	119684	61474	48456	66033	64712
1385-86	65588	140082	78826	51385	101942	80270
1386-87	64005	128525	71165	44914	94698	67136
1387-88	39731	89849	38510	26643	59424	44301
East Azarbayejan	1886	3351	2198	1512	3005	1897
West Azarbayejan	2824	4176	1689	861	2563	1330
Ardebil	1087	2166	681	529	931	550
Esfahan	1634	5683	1957	1807	3399	3258
Ilam	760	1656	234	144	977	566
Bushehr	393	1346	465	316	952	599
Tehran	4148	14552	6201	5815	11916	8518
Chaharmahal & Bakhtiari	1156	1766	372	442	1027	656
South Khorasan	558	1231	451	137	822	651
Khorasan-e-Razavi	2395	5908	1873	1559	3788	4300
North Khorasan	361	796	140	216	841	542
Khuzestan	1563	3804	2015	1004	3113	2512
Zanjan	829	1570	995	308	1075	984
Semnan	269	894	242	336	444	373
Sistan & Baluchestan	2274	2818	289	130	803	624
Fars	2186	5632	2774	1752	2566	2201
Qazvin	593	1651	1237	734	1659	1134
Qom	845	1750	817	606	932	789
Kordestan	1087	1474	718	360	965	740
Kerman	2051	4722	1568	723	2160	1272
Kermanshah	1933	3039	1474	955	2113	1314
Kohgiluyeh & Boyerahmad	960	1296	294	184	648	355
Golestan	983	2000	436	496	766	757
Gilan	1096	3726	2469	1517	2243	1568
Lorestan	1160	2104	756	575	1293	983
Mazandaran	1430	3629	2588	1624	2621	1698
Markazi	527	1315	606	183	1231	1138
Hormozgan	648	1261	476	287	1772	808
Hamedan	1305	2516	1401	777	1862	1150
Yazd	790	2017	1094	754	937	1034

1. Statistics provided for the years before the academic year 1375-76 include graduates from daily course only.

From 1376-77 on, the statistics include day and evening courses.

2. Including graduates from Ma'aref course since academic year 1380-81.

3. Old system graduates have been included in the total only.

Source: Ministry of Education.

15. 26. PRE-UNIVERSITY GRADUATES⁽¹⁾ BY FIELD OF STUDY

Academic year and Ostan	Total			Mathematics		Experimental sciences		Humanities ⁽²⁾		Arts	
	Both sexes	Male	Female	Male	Female	Male	Female	Male	Female	Male	Female
1380-81	506234	186730	319504	91805	82394	44911	114957	49031	117779	983	4374
1382-83	500690	186064	314626	82405	69479	45977	111932	57054	129539	628	3676
1383-84	481484	179213	302271	79213	67523	44235	109050	55105	121575	660	4123
1384-85	462183	167359	294824	73713	61243	43343	111574	49694	117680	609	4327
1385-86	456215	161228	294987	72808	60510	42182	114423	45653	114870	585	5184
1386-87	459871	164909	294962	75549	61812	41632	114551	47215	113706	513	4893
East Azarbayejan .	22955	8822	14133	3889	3199	2307	5713	2596	5064	30	157
West Azarbayejan	15890	6748	9142	2122	1294	2377	4061	2244	3708	5	79
Ardebil	8474	3415	5059	875	510	1019	1869	1504	2613	17	67
Esfahan.....	32918	10573	22345	6205	5573	2353	8430	1958	7700	57	642
Ilam	5799	2102	3697	552	352	719	1667	831	1675	0	3
Bushehr	6585	2440	4145	1129	694	731	1763	580	1625	0	63
Tehran	84416	30354	54062	20271	17011	4586	17599	5327	18071	170	1381
Chaharmahal & Bakhtiyari	6614	2247	4367	768	738	681	1976	781	1610	17	43
South Khorasan ...	4429	1650	2779	497	416	573	1204	573	1134	7	25
Khorasan-e-Razavi	34766	11724	23042	5376	4636	3244	9339	3072	8623	32	444
North Khorasan ...	4559	1418	3141	642	585	379	1249	395	1307	2	0
Khuzestan	25969	8686	17283	3557	2755	2166	6972	2963	7434	0	122
Zanjan	6445	2294	4151	1046	1131	572	1614	676	1373	0	33
Semnan.....	3571	1347	2224	853	618	218	697	269	841	7	68
Sistan & Baluchestan	10225	4207	6018	704	593	1398	2513	2105	2884	0	28
Fars	32792	10887	21905	4850	3597	2920	9618	3110	8396	7	294
Qazvin	6183	1979	4204	992	929	446	1489	531	1693	10	93
Qom	7231	2530	4701	1356	925	559	1724	593	1973	22	79
Kordestan	6079	2712	3367	729	443	986	1484	997	1411	0	29
Kerman	17180	5644	11536	2181	1993	1461	4219	1969	4998	33	326
Kermanshah	13341	5073	8268	1470	1336	1483	3398	2110	3517	10	17
Kohgiluyeh & Boyerahmad	5507	2509	2998	621	383	898	1350	990	1218	0	47
Golestan	11289	4408	6881	1505	1232	1429	2904	1468	2660	6	85
Gilan	14308	4566	9742	2382	2131	924	3430	1249	3981	11	200
Lorestan.....	13873	5500	8373	1582	1202	1720	4060	2198	3066	0	45
Mazandaran.....	23081	8686	14395	4329	3124	1902	5242	2440	5792	15	237
Markazi	8071	2571	5500	1382	1300	593	1888	583	2245	13	67
Hormozgan.....	7973	2698	5275	870	789	880	2124	948	2318	0	44
Hamedan	11871	4300	7571	1642	1422	1244	3169	1395	2901	19	79
Yazd	7477	2819	4658	1172	901	864	1786	760	1875	23	96

1. Including day and evening courses.

2. Including graduates from Ma' aref course since academic year 1380-81.

Source: Ministry of Education.

15. 27. LEARNERS COMPLETED LITERACY MOVEMENT COURSES BY SEX

Year and Ostan	Total			Preliminary		Complementary		Final course		Fifth grade	
	Both sexes	Male	Female	Male	Female	Male	Female	Male	Female	Male	Female
1370.....	1026989	235492	791497	112976	321615	101377	340431	13580	80248	7559	49203
1375.....	622351	87132	535219	46094	223470	29816	172574	7902	96094	3320	43081
1380.....	452141	87426	364715	37675	133295	24402	104557	15635	79132	9714	47731
1383 ⁽¹⁾	841897	113213	728684	58997	320472	30906	202649	15050	124105	8260	81458
1384 ⁽¹⁾	986819	135970	850849	79337	393686	33138	235807	14655	131933	8840	89423
1385.....	1082367	155851	926516	86105	409240	43966	282157	15309	135806	10471	99313
1386.....	1204125	184781	1019344	100914	460456	58599	329302	17674	147611	7594	81975
1387.....	979895	146963	832932	88063	447694	57706	363518	929	17791	265	3929
East Azarbayejan .	59595	9562	50033	5914	30625	3614	18741	34	423	0	244
West Azarbayejan	60495	10672	49823	6039	28936	4633	20887	0	0	0	0
Ardebil	37793	6693	31100	3777	15837	2877	14662	20	517	19	84
Esfahan.....	26606	1263	25343	849	13493	398	10507	16	1330	0	13
Ilam	11194	1592	9602	1054	5561	538	4041	0	0	0	0
Bushehr	12659	1216	11443	684	5490	530	5769	2	184	0	0
Tehran	46366	3355	43011	2147	26221	1190	16785	18	5	0	0
Chaharmahal & Bakhtiyari	7436	177	7259	115	4103	62	3146	0	10	0	0
South Khorasan ...	8819	923	7896	496	3426	402	3678	25	792	0	0
Khorasan-e-Razavi	69236	9623	59613	5060	26802	4481	29562	17	2461	65	788
North Khorasan ...	20701	1908	18793	1155	9897	727	8264	26	463	0	169
Khuzestan	95058	15591	79467	9636	45595	5744	32645	196	1053	15	174
Zanjan	12717	932	11785	633	6803	299	4853	0	123	0	6
Semnan.....	1498	156	1342	51	509	94	710	11	110	0	13
Sistan & Baluchestan	118814	28148	90666	16882	49511	11211	40627	55	528	0	0
Fars	45430	5314	40116	2897	12117	1944	19140	337	6641	136	2218
Qazvin	21804	1825	19979	1097	10753	704	8464	0	635	24	127
Qom	6602	519	6083	319	3569	200	2514	0	0	0	0
Kordestan	40068	5013	35055	3092	19504	1913	15507	8	44	0	0
Kerman	38808	8341	30467	5563	17317	2696	12592	76	540	6	18
Kermanshah	26812	2671	24141	1443	13064	1220	10987	8	90	0	0
Kohgiluyeh & Boyerahmad	16478	2768	13710	1758	7744	1010	5966	0	0	0	0
Golestan	13037	2201	10836	1350	6359	851	4477	0	0	0	0
Gilan	35151	8293	26858	4879	13899	3414	12959	0	0	0	0
Lorestan.....	29792	7236	22556	4162	12900	3062	9457	12	124	0	75
Mazandaran.....	24619	2983	21636	1863	12033	1120	9581	0	22	0	0
Markazi	16916	709	16207	524	9066	185	7012	0	129	0	0
Hormozgan.....	35653	5000	30653	3100	16758	1832	12778	68	1117	0	0
Hamedan	33129	1637	31492	1064	16528	573	14575	0	389	0	0
Yazd	6609	642	5967	460	3274	182	2632	0	61	0	0

1. Excluding miscellaneous learners who had taken final exams and passed.

Source: Literacy Movement Organization.

15. 28. TEACHING AND CLERICAL STAFF OF TEACHER TRAINING COURSES

Academic year	Teaching	Clerical
1370-71	2122	2315
1375-76	1950	2640
1380-81	1176	2052
1384-85	983	1749
1385-86	1071	1788
1386-87	890	1466
1387-88	881	1411
1388-89	751	1526

Source: Ministry of Education.

15. 29. STUDENTS AND EDUCATIONAL FACILITIES OF TEACHER TRAINING COURSES

Academic year and Ostan	Students			College
	Both sexes	Male	Female	
1370-71.....	54659	29825	24834	192
1375-76.....	16011	8447	7564	100
1380-81.....	11762	6267	5495	92
1384-85.....	9751	5010	4741	90
1385-86.....	13665	7771	5894	77
1386-87.....	18858	11554	7304	97
1387-88.....	9945	5663	4282	117
1388-89.....	4880	2551	2329	96
East Azarbayejan	99	80	19	2
West Azarbayejan	127	72	55	4
Ardebil	62	32	30	3
Esfahan.....	256	66	190	5
Ilam	51	28	23	2
Bushehr	113	68	45	2
Tehran	374	153	221	11
Chaharmahal & Bakhtiyari	125	61	64	3
South Khorasan	174	77	97	3
Khorasan-e-Razavi	481	314	167	7
North Khorasan	105	38	67	2
Khuzestan	272	185	87	5
Zanjan	68	33	35	2
Semnan.....	110	70	40	1
Sistan & Baluchestan	324	155	169	3
Fars	195	65	130	6
Qazvin	101	51	50	1
Qom	138	79	59	3
Kordestan	46	46	0	2
Kerman	230	172	58	2
Kermanshah	99	45	54	2
Kohgiluyeh & Boyerahmad	181	85	96	2
Golestan	98	41	57	3
Gilan	215	84	131	2
Lorestan.....	172	108	64	4
Mazandaran.....	153	104	49	5
Markazi	82	37	45	2
Hormozgan.....	156	77	79	2
Hamedan	221	102	119	3
Yazd	52	23	29	2

Source: Ministry of Education.

15. 30. FULL-TIME AND PART-TIME TEACHING STAFF OF UNIVERSITIES AND HIGHER EDUCATION CENTRES ⁽¹⁾ BY SEX

Academic year and Ostan	Both sexes	Male	Female
1370-71 ⁽²⁾	25208	20923	4285
1375-76	40477	33306	7171
1380-81	54969	44899	10070
1384-85	78135	62203	15932
1385-86 ⁽³⁾	62333	49453	12880
1386-87 ⁽³⁾	62152	48957	13195
1387-88 ⁽⁴⁾	90397	72834	17563
1388-89	96107	77934	18173
East Azarbayejan	4509	3837	672
West Azarbayejan	2291	1984	307
Ardebil	1594	1422	172
Esfahan	7942	6383	1559
Ilam	757	637	120
Bushehr	977	759	218
Tehran	20556	15979	4577
Chaharmahal & Bakhtiari	1009	811	198
South Khorasan	993	802	191
Khorasan-e-Razavi	7298	5784	1514
North Khorasan	686	594	92
Khuzestan	3229	2677	552
Zanjan	1788	1488	300
Semnan	2662	2165	497
Sistan & Baluchestan	2053	1754	299
Fars	4370	3443	927
Qazvin	2899	2298	601
Qom	1900	1611	289
Kordestan	876	766	110
Kerman	3239	2527	712
Kermanshah	1753	1466	287
Kohgiluyeh & Boyerahmad	657	577	80
Golestan	1858	1571	287
Gilan	2581	2115	466
Lorestan	1814	1526	288
Mazandaran	6787	5691	1096
Markazi	2438	1922	516
Hormozgan	1306	997	309
Hamedan	2361	1917	444
Yazd	2924	2431	493

1. Excluding Islamic Azad University and Universities of the Ministry of Health and Medical Education.

2. Including part-time university teaching staff.

3. Including teaching staff of Payam-e-Noor University and University of Applied Science and Technology.

4. Revised figures.

Source: Ministry of Science, Research and Technology.

15. 31. FULL-TIME AND PART-TIME TEACHING STAFF OF UNIVERSITIES AND HIGHER EDUCATION CENTRES ⁽¹⁾ SCIENTIFIC RANKING

Academic year and Ostan	Total	Faculty member					Non-faculty staff
		Full professor	Associate professor	Assistant professor	Lecturer	Assistant lecturer	
1370-71 ⁽²⁾	25208	664	1314	6599	8584	1148	6899
1375-76	40477	907	1923	9661	14059	1100	12827
1380-81	54969	1344	2596	14379	16055	948	19647
1384-85	78135	1821	3608	17562	17994	999	36151
1385-86 ⁽³⁾	62333	2129	3922	17871	18690	1194	18527
1386-87 ⁽³⁾	62152	1976	3729	17571	23459	678	14739
1387-88 ⁽⁴⁾	90397	1885	3489	14651	21030	714	48628
1388-89.....	96107	1667	3351	14049	20703	1484	54853
East Azarbayejan	4509	73	149	662	868	84	2673
West Azarbayejan	2291	17	66	312	353	54	1489
Ardebil	1594	6	6	302	325	19	936
Esfahan.....	7942	121	245	1118	2116	85	4257
Ilam	757	0	2	68	224	10	453
Bushehr	977	1	2	112	92	21	749
Tehran	20556	890	1574	4305	2812	181	10794
Chaharmahal & Bakhtiyari	1009	0	28	176	42	16	747
South Khorasan	993	1	7	167	179	33	606
Khorasan-e-Razavi	7298	145	263	719	2020	74	4077
North Khorasan	686	2	1	16	167	9	491
Khuzestan	3229	80	140	577	677	51	1704
Zanjan	1788	9	23	272	382	64	1038
Semnan.....	2662	9	47	422	655	22	1507
Sistan & Baluchestan	2053	8	44	439	526	31	1005
Fars	4370	126	225	592	945	91	2391
Qazvin	2899	9	30	239	968	10	1643
Qom	1900	8	31	288	399	9	1165
Kordestan	876	2	14	84	44	24	708
Kerman	3239	52	67	449	674	70	1927
Kermanshah	1753	4	22	228	459	16	1024
Kohgiluyeh & Boyerahmad	657	0	3	143	64	9	438
Golestan	1858	8	40	209	685	19	897
Gilan	2581	17	79	308	669	25	1483
Lorestan.....	1814	3	8	156	243	30	1374
Mazandaran.....	6787	37	99	569	2441	211	3430
Markazi	2438	8	23	263	511	82	1551
Hormozgan.....	1306	0	7	106	244	29	920
Hamedan	2361	20	56	336	434	86	1429
Yazd	2924	11	50	412	485	19	1947

1. Excluding Islamic Azad University.

2. Including part-time teaching staff.

3. Excluding Payam-e-Noor and Comprehensive University of Applied Science and Technology.

4. Revised figures.

Source: Ministry of Science, Research and Technology.

15. 32. TEACHING STAFF^(1,2) OF ISLAMIC AZAD UNIVERSITY BY SEX

Academic year and Ostan	Both sexes	Male	Female
1375-76	18228	15943	2285
1380-81	24266	20509	3757
1384-85	43933	35286	8647
1385-86	51993	40983	11010
1386-87	56255	43805	12450
1387-88 ⁽³⁾	64642	50052	14590
1388-89⁽³⁾	71931	54786	17145
East Azarbayejan	4665	3669	996
West Azarbayejan	1882	1541	341
Ardebil	1108	956	152
Esfahan	4665	3423	1242
Ilam	409	344	65
Bushehr	844	705	139
Tehran	16754	11864	4890
Chaharmahal & Bakhtiari	673	528	145
South Khorasan	735	610	125
Khorasan-e-Razavi	3583	2744	839
North Khorasan	542	414	128
Khuzestan	4832	3798	1034
Zanjan	1495	1176	319
Semnan	1789	1396	393
Sistan & Baluchestan	1032	827	205
Fars	5123	3829	1294
Qazvin	1726	1374	352
Qom	525	431	94
Kordestan	784	640	144
Kerman	2094	1485	609
Kermanshah	1027	820	207
Kohgiluyeh & Boyerahmad	719	596	123
Golestan	1321	1004	317
Gilan	1985	1513	472
Lorestan	1529	1203	326
Mazandaran	3478	2661	817
Markazi	2927	2240	687
Hormozgan	911	673	238
Hamedan	1312	1108	204
Yazd	1462	1214	248

1. Including full-time, part-time, contract, and fellow staff.

2. Including a number of teaching staff of universities and higher education institutes covered by the Ministry of Science, Research and Technology who work with the Islamic Azad University.

3. Excluding overseas branches.

Source: Islamic Azad University.

15. 33. TEACHING STAFF^(1,2) OF ISLAMIC AZAD UNIVERSITY BY RANK

Academic year and Ostan	Total	Faculty member					Non-faculty staff
		Full professor	Associate professor	Assistant professor	Lecturer	Assistant lecturer	
1375-76	⁽³⁾ 18228	374	712	3184	13163	0	×
1380-81	24266	723	514	3737	15743	877	2672
1384-85	43933	532	636	5951	27233	3281	6300
1385-86	51993	680	726	6694	33195	2920	7778
1386-87	56255	647	761	7262	35731	3152	8702
1387-88 ⁽⁴⁾	64642	636	743	7580	39496	3830	12357
1388-89⁽⁴⁾	71931	764	950	9505	43054	3559	14099
East Azarbayejan	4665	42	75	555	3506	264	223
West Azarbayejan	1882	16	12	193	1286	100	275
Ardebil	1108	11	5	90	891	104	7
Esfahan.....	4665	55	76	519	2168	106	1741
Ilam	409	7	0	13	178	86	125
Bushehr	844	2	1	75	607	25	134
Tehran	16754	372	517	3682	6893	189	5101
Chaharmahal & Bakhtiari	673	5	5	72	451	122	18
South Khorasan	735	1	1	64	356	111	202
Khorasan-e-Razavi	3583	27	33	397	1987	133	1006
North Khorasan	542	0	2	54	410	31	45
Khuzestan	4832	21	37	401	3519	558	296
Zanjan	1495	96	5	124	965	67	238
Semnan.....	1789	5	14	266	1012	49	443
Sistan & Baluchestan	1032	1	7	78	517	39	390
Fars	5123	43	22	573	4017	287	181
Qazvin	1726	15	25	327	1288	66	5
Qom	525	4	9	84	116	0	312
Kordestan	784	0	2	61	342	21	358
Kerman	2094	14	17	209	1147	128	579
Kermanshah	1027	2	4	62	828	65	66
Kohgiluyeh & Boyerahmad	719	0	3	49	621	7	39
Golestan	1321	4	1	89	972	189	66
Gilan	1985	8	20	259	1229	152	317
Lorestan.....	1529	0	3	169	1278	75	4
Mazandaran.....	3478	3	18	416	1649	101	1291
Markazi	2927	4	19	339	2352	210	3
Hormozgan.....	911	3	2	53	604	153	96
Hamedan	1312	2	9	100	1055	48	98
Yazd	1462	1	6	132	810	73	440

1. Including full-time, part-time, contract and fellow teaching staff.

2. Including a number of teaching staff of universities and higher education institutes covered by the Ministry of Science, Research and Technology who work with the Islamic Azad university as well.

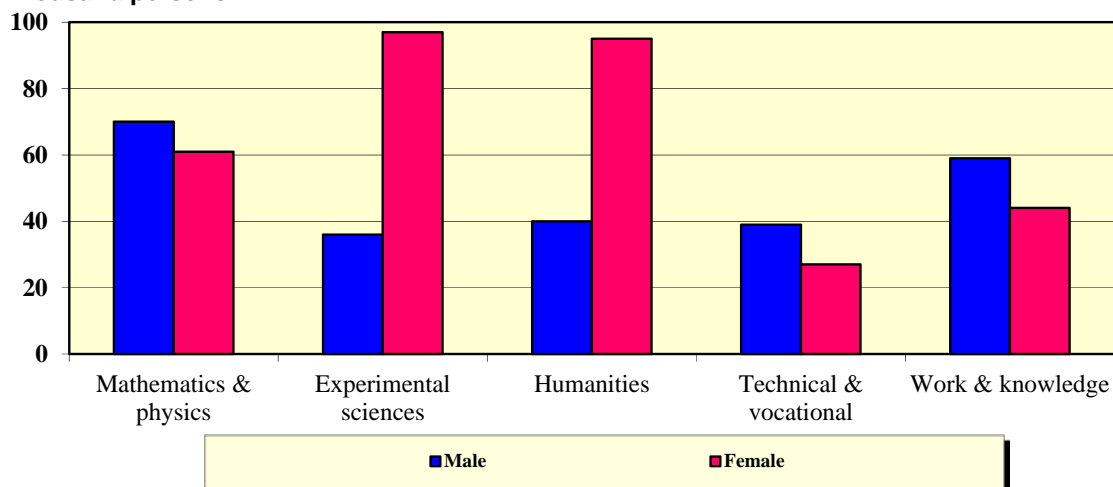
3. Including 795 fellow teaching staff who are not faculty members.

4. Excluding overseas branches.

Source: Islamic Azad University.

15. 3. GENERAL UPPER SECONDARY SCHOOL GRADUATES BY SEX AND FIELD OF STUDY: ACADEMIC YEAR 1387-1388

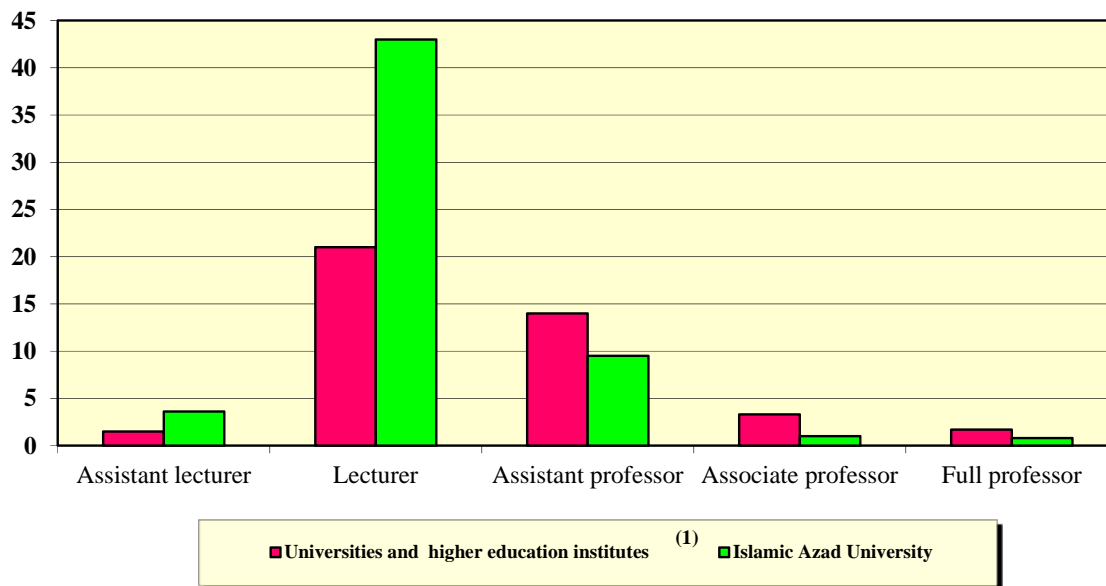
Thousand persons



For data see Table 15. 25.

15. 4. TEACHING STAFF BY RANK: ACADEMIC YEAR 1388-89

Thousand persons



For data see Tables 15. 31 and 15. 33.

(1) Excluding teaching staff of universities of the Ministry of Health and Medical Education.

15. 34. STUDENTS ENROLLED AT THE UNIVERSITIES AND HIGHER EDUCATION INSTITUTES ^(1,2) BY SEX

Academic year and Ostan	Both sexes	Male	Female
1370-71	71433	50765	20668
1375-76	158056	90600	67456
1380-81	205026	98589	106437
1384-85	340526	154669	185857
1385-86 ⁽³⁾	237323	119840	117483
1386-87	655797	262862	392935
1387-88 ^(4,5)	598790	274617	324173
1388-89	822852	408561	414291
East Azarbayejan	38538	20675	17863
West Azarbayejan	25604	13265	12339
Ardebil	12092	6214	5878
Esfahan	60087	28180	31907
Ilam	11033	4963	6070
Bushehr	10825	5266	5559
Tehran	160474	79198	81276
Chaharmahal & Bakhtiari	11082	4909	6173
South Khorasan	9743	4640	5103
Khorasan-e-Razavi	63969	32125	31844
North Khorasan	8304	4348	3956
Khuzestan	26417	10838	15579
Zanjan	12994	6380	6614
Semnan	18976	9293	9683
Sistan & Baluchestan	18416	9695	8721
Fars	43649	20350	23299
Qazvin	22083	10894	11189
Qom	12564	6858	5706
Kordestan	10692	5313	5379
Kerman	33562	17058	16504
Kermanshah	17266	8953	8313
Kohgiluyeh & Boyerahmad	7110	3176	3934
Golestan	17791	8807	8984
Gilan	25369	13254	12115
Lorestan	18299	8804	9495
Mazandaran	52329	27739	24590
Markazi	19866	10474	9392
Hormozgan	14139	6612	7527
Hamedan	18660	9068	9592
Yazd	20919	11212	9707

1. Including those enrolled on the evening and comparative courses. As of 1380-81 comparative courses were crossed out.

2. Excluding Islamic Azad University.

3. Excluding Payam-e-Noor university.

4. Revised figures.

5. According to Payam-e-Noor university report, a number of 395561 people were enrolled in the academic year 1386-87 and the figure was revised to 211573 after installation Golestan software and including the figures of the academic year 1387-88.

Source: Ministry of Science, Research and Technology.

15. 35. STUDENTS ENROLLED TO THE ISLAMIC AZAD UNIVERSITY BY SEX

Academic year and Ostan	Both sexes	Male ⁽¹⁾	Female ⁽¹⁾
1370-71	74682	44009	30673
1375-76	148745	82845	65900
1380-81	172810	86241	86569
1384-85	372024	167575	204449
1385-86	310187	000	000
1386-87	298342	000	000
1387-88	353676	000	000
1388-89	443592	277511	166081
East Azarbayejan	29839	21077	8762
West Azarbayejan	12082	7668	4414
Ardebil	8297	5552	2745
Esfahan.....	29286	19703	9583
Ilam	2997	2050	947
Bushehr	7465	5229	2236
Tehran	79313	39527	39786
Chaharmahal & Bakhtiyari	4548	3048	1500
South Khorasan	4163	2984	1179
Khorasan-e-Razavi	19019	11585	7434
North Khorasan	3514	2311	1203
Khuzestan	35859	22445	13414
Zanjan	7809	5244	2565
Semnan.....	9371	6490	2881
Sistan & Baluchestan	7094	4240	2854
Fars	36128	23017	13111
Qazvin	10548	6708	3840
Qom	2548	1495	1053
Kordestan	5231	3111	2120
Kerman	15420	9814	5606
Kermanshah	4243	2593	1650
Kohgiluyeh & Boyerahmad	6245	4150	2095
Golestan	8677	5760	2917
Gilan	12798	7397	5401
Lorestan.....	11344	7609	3735
Mazandaran.....	27041	17318	9723
Markazi	16545	12106	4439
Hormozgan.....	9523	5616	3907
Hamedan	7779	4879	2900
Yazd	8866	6785	2081

1. Information on the academic years 1385-86, 1386-87 and 1387-88 was not accessible.

Source: Islamic Azad University.

15. 36. STUDENTS AT UNIVERSITIES AND HIGHER EDUCATION INSTITUTES ⁽¹⁾ BY BROAD FIELD OF STUDY, SEX AND ACADEMIC LEVEL

Academic year and broad field of study	All degrees			Associate's			Bachelor's		
	Both sexes	Male	Female	Both sexes	Male	Female	Both sexes	Male	Female
1370-71	344045	247076	96969	43141	36670	6471	242835	167349	75486
1375-76	579070	369907	209163	85165	58209	26956	418692	257327	161365
1380-81	759870	381505	378365	146389	90302	56087	532525	238509	294016
1384-85	1191048	534201	656847	293422	173603	119819	793955	299345	494610
1385-86	1538874	650075	888799	283284	160800	122484	1131538	420798	710740
1386-87	2089283	861397	1227886	315178	167748	147430	1624640	611169	1013471
1387-88 ^(2,3)	1957867	821844	1136023	332301	191806	140495	1455015	536774	918241
1388-89	2330850	1035705	1295145	629131	362008	267123	1500685	566461	934224
Medicine.....	126436	46757	79679	22876	7846	15030	49796	14650	35146
Humanities	1095046	384848	710198	200474	92295	108179	830762	258009	572753
Basic sciences	172904	54467	118437	1240	464	776	145617	43455	102162
Technical and engineering	638786	428870	209916	286978	209150	77828	314900	191784	123116
Agriculture and veterinary	151980	70282	81698	32949	22905	10044	103028	39398	63630
Arts.....	145698	50481	95217	84614	29348	55266	56582	19165	37417

Academic year and broad field of study	Master's			Professional doctorate			Speciality doctorate		
	Both sexes	Male	Female	Both sexes	Male	Female	Both sexes	Male	Female
1370-71	14070	11714	2356	39519	28208	11311	4480	3135	1345
1375-76	26832	22061	4771	39837	26533	13304	8544	5777	2767
1380-81	35481	26440	9041	34093	17574	16519	11382	8680	2702
1384-85	57775	36606	21169	29689	12828	16861	16207	11819	4388
1385-86	76406	43623	32783	29455	12842	16613	18191	12012	6179
1386-87	94102	53239	40863	32139	13644	18495	23224	15597	7627
1387-88 ^(2,3)	108667	60701	47966	35054	14378	20676	26830	18185	8645
1388-89	132797	71756	61041	37775	15414	22361	30462	20066	10396
Medicine.....	6034	2528	3506	34722	14227	20495	13008	7506	5502
Humanities	58094	30280	27814	×	×	×	5716	4264	1452
Basic sciences	22082	8256	13826	×	×	×	3965	2292	1673
Technical and engineering	31735	23713	8022	×	×	×	5173	4223	950
Agriculture and veterinary	10682	5227	5455	3053	1187	1866	2268	1565	703
Arts.....	4170	1752	2418	×	×	×	332	216	116

1. Excluding Islamic Azad University.

2. Revised figures.

3. According to Payam-e-Nour University report, there were 1119426 students in the academic year 1386-87. The figure was revised to 870126 after installation of Golestan software and including the figures of the academic year 1387-88.

Source: Ministry of Science, Research and Technology.

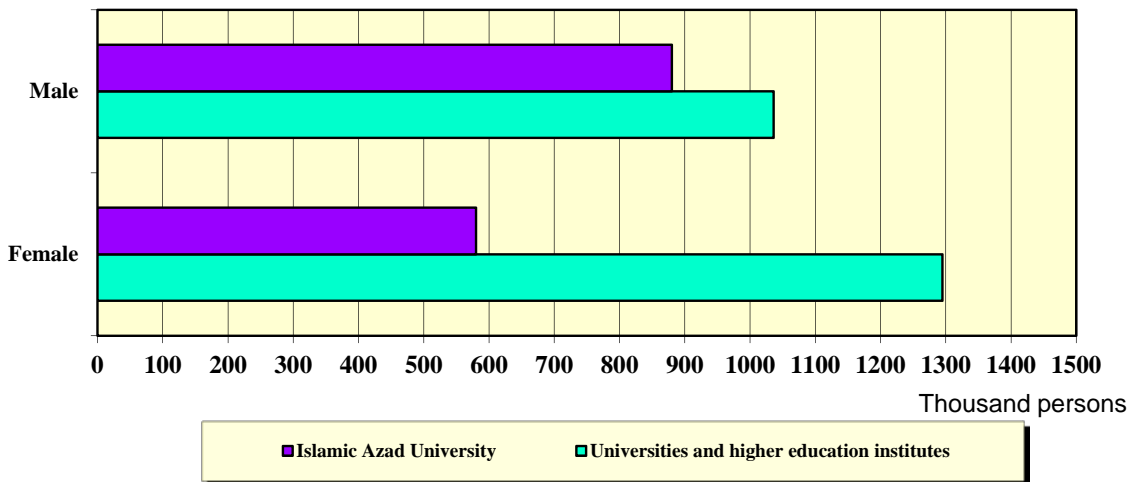
15. 37. STUDENTS OF ISLAMIC AZAD UNIVERSITY BY BROAD FIELD OF STUDY, SEX AND ACADEMIC LEVEL

Academic year and broad field of study	All degrees			Associate's			Bachelor's		
	Both sexes	Male	Female	Both sexes	Male	Female	Both sexes	Male	Female
1375-76	613468	362872	250596	67725	37643	30082	517522	305478	212044
1380-81	806639	416571	390068	200207	107419	92788	568934	285515	283419
1384-85	1197521	622706	574815	417262	234744	182518	731155	358409	372746
1385-86	1289637	696199	593438	453446	266869	186577	779308	396049	383259
1386-87	1302569	734619	567950	451704	281690	170014	783158	413547	369611
1387-88	1391509	819138	572371	434283	290068	144215	865170	478041	387129
1388-89	1460028	880451	579577	405719	281413	124306	932045	532882	399163
Medicine	45395	8057	37338	6555	1793	4762	30585	3980	26605
Humanities	576081	281593	294488	119252	60490	58762	391951	187074	204877
Basic sciences	98638	29494	69144	2601	692	1909	80986	23480	57506
Technical and engineering	610158	497496	112662	256996	208664	48332	337231	276274	60957
Agriculture and veterinary	80837	44377	36460	4991	3434	1557	60114	29986	30128
Arts.....	48919	19434	29485	15324	6340	8984	31178	12088	19090

Academic year and broad field of study	Master's			Professional and speciality doctorate		
	Both sexes	Male	Female	Both sexes	Male	Female
1375-76	18070	13209	4861	10151	6542	3609
1380-81	24974	15929	9045	12524	7708	4816
1384-85	35216	21672	13544	13888	7881	6007
1385-86	41464	24718	16746	15419	8563	6856
1386-87	52503	31038	21465	15204	8344	6860
1387-88	74759	41855	32904	17297	9174	8123
1388-89	105806	57380	48426	16458	8776	7682
Medicine.....	267	115	152	7988	2169	5819
Humanities	62669	32634	30035	2209	1395	814
Basic sciences	14074	4850	9224	977	472	505
Technical and engineering	15450	12177	3273	481	381	100
Agriculture and veterinary	10991	6633	4358	4741	4324	417
Arts.....	2355	971	1384	62	35	27

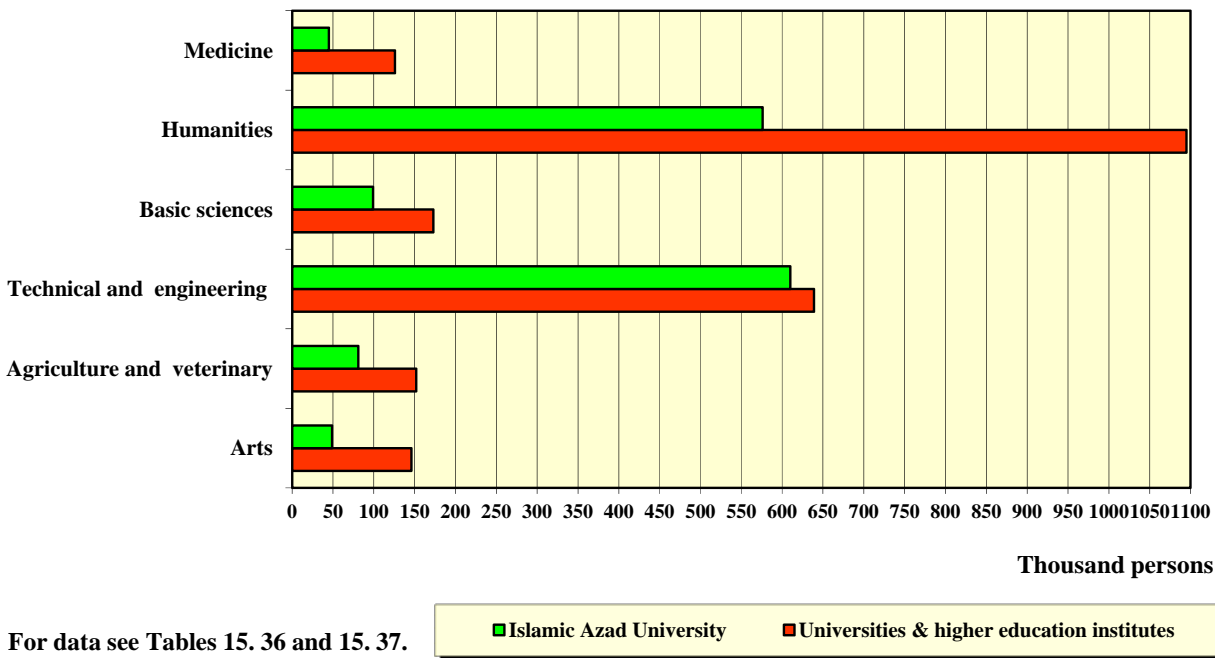
Source: Islamic Azad University.

15. 5. STUDENTS AT UNIVERSITIES AND HIGHER EDUCATION INSTITUTES AND ISLAMIC AZAD UNIVERSITY BY SEX: ACADEMIC YEAR 1388-89



For data see Tables 15. 36 and 15. 37.

15. 6. STUDENTS AT UNIVERSITIES AND HIGHER EDUCATION INSTITUTES AND ISLAMIC AZAD UNIVERSITY BY BROAD FIELD OF STUDY: ACADEMIC YEAR 1388-89



For data see Tables 15. 36 and 15. 37.

15. 38. STUDENTS AT UNIVERSITIES AND HIGHER EDUCATION INSTITUTES⁽¹⁾ BY SEX AND OSPAN: ACADEMIC YEAR 1388-89

Ostan	Both sexes	Male	Female
Total country	2330850	1035705	1295145
East Azarbayejan.....	109817	52608	57209
West Azarbayejan	71283	34315	36968
Ardebil	35333	15967	19366
Esfahan.....	175213	71877	103336
Ilam	29846	12562	17284
Bushehr	27456	11239	16217
Tehran	457745	208395	249350
Chaharmahal & Bakhtiari	32811	13100	19711
South Khorasan.....	25433	10910	14523
Khorasan-e-Razavi.....	168574	75220	93354
North Khorasan	21465	9609	11856
Khuzestan.....	84473	30584	53889
Zanjan	37933	16866	21067
Semnan.....	53122	24314	28808
Sistan & Baluchestan	58371	29020	29351
Fars.....	122709	50401	72308
Qazvin	60628	25545	35083
Qom.....	34605	17137	17468
Kordestan	34883	16166	18717
Kerman.....	98249	44172	54077
Kermanshah	55370	24397	30973
Kohgiluyeh & Boyerahmad	20852	9861	10991
Golestan	44672	19895	24777
Gilan.....	70391	30824	39567
Lorestan.....	45833	17754	28079
Mazandaran.....	144630	69858	74772
Markazi	56761	25231	31530
Hormozgan.....	36059	15196	20863
Hamedan	60674	26610	34064
Yazd	55659	26072	29587

1. Excluding Islamic Azad University.

Source: Ministry of Science, Research and Technology.

15. 39. STUDENTS AT ISLAMIC AZAD UNIVERSITY BY SEX AND OSTAN: ACADEMIC YEAR 1388-89

Ostan	Both sexes	Male	Female
Total country	1460028	880451	579577
East Azarbayejan.....	86302	57789	28513
West Azarbayejan	34395	21895	12500
Ardebil	23641	14747	8894
Esfahan.....	89171	55320	33851
Ilam	10805	7068	3737
Bushehr	23454	16132	7322
Tehran	295494	145382	150112
Chaharmahal & Bakhtiari	11297	7470	3827
South Khorasan	11345	7941	3404
Khorasan-e-Razavi.....	64597	37180	27417
North Khorasan	11621	7512	4109
Khuzestan.....	139077	87826	51251
Zanjan	24853	16095	8758
Semnan.....	30525	20344	10181
Sistan & Baluchestan	24793	14509	10284
Fars.....	108973	64565	44408
Qazvin	38475	26199	12276
Qom.....	9693	5828	3865
Kordestan	16924	10369	6555
Kerman.....	46988	28173	18815
Kermanshah	22547	14214	8333
Kohgiluyeh & Boyerahmad	22788	15945	6843
Golestan	24550	15702	8848
Gilan.....	40913	22957	17956
Lorestan.....	37704	24282	13422
Mazandaran.....	74415	44847	29568
Markazi	57032	40593	16439
Hormozgan.....	25992	15238	10754
Hamedan	25038	14794	10244
Yazd	26626	19535	7091

Source: Islamic Azad University.

15.40. ESTIMATED NUMBER OF GRADUATES FROM UNIVERSITIES AND HIGHER EDUCATION INSTITUTES BY SEX, AGE AND ACADEMIC LEVEL, 1385 CENSUS

Sex and age	Total	Associate's	Bachelor's	Master's ⁽¹⁾	Professional and specialty doctorate	Not stated
Both sexes	4330850	1436390	2491296	336467	62844	3854
16 years and under	28	9	8	0	0	12
17-19 years	13468	9258	3997	143	8	63
20-24 years	561240	320799	234819	4992	322	309
25-29 years	1034450	316361	660200	54610	2882	396
30-34 years	792085	181448	544667	59675	5880	416
35-39 years	627665	152713	396827	66241	11606	278
40-44 years	426328	131577	233134	49864	11490	263
45-49 years	334962	134455	158867	33170	8273	198
50-54 years	243681	101367	110850	24790	6359	316
55-59 years	136133	46253	67947	16585	5069	280
60-64 years	76032	23607	38305	10606	3297	217
65-69 years	41328	11086	19889	7289	2770	294
70-74 years	24091	4750	11909	4889	2191	352
75 years and over	19358	2706	9878	3615	2698	461
Male	2521484	853064	1368048	247794	49596	2982
16 years and under	11	9	2	0	0	0
17-19 years	6337	4570	1682	40	0	46
20-24 years	255937	169241	83964	2319	169	245
25-29 years	476985	166579	276369	32368	1490	179
30-34 years	439314	103984	291916	39358	3881	174
35-39 years	393118	95051	240750	48923	8128	265
40-44 years	289744	86973	155864	38112	8682	112
45-49 years	240568	92487	114041	27013	6861	165
50-54 years	180863	70005	84005	21010	5577	267
55-59 years	103625	32118	52346	14404	4495	262
60-64 years	61068	17194	31299	9400	2983	192
65-69 years	35388	8684	17132	6605	2674	294
70-74 years	21511	4013	10280	4723	2171	324
75 years and over	17016	2154	8398	3521	2487	457
Female	1809366	583326	1123248	88673	13248	871
16 years and under	18	0	6	0	0	12
17-19 years	7131	4687	2315	104	8	17
20-24 years	305303	151558	150855	2673	152	64
25-29 years	557465	149782	383831	22243	1392	217
30-34 years	352771	77464	252751	20316	2000	241
35-39 years	234548	57662	156078	17318	3478	13
40-44 years	136585	44605	77270	11751	2808	151
45-49 years	94395	41968	44826	6157	1412	33
50-54 years	62818	31361	26845	3780	782	49
55-59 years	32508	14135	15600	2181	574	18
60-64 years	14964	6413	7006	1206	314	25
65-69 years	5939	2401	2758	684	96	0
70-74 years	2580	738	1628	166	20	27
75 years and over	2342	552	1479	95	211	4

1. Including professional doctorate.

Source: Statistical Centre of Iran.

15. 41. ESTIMATED NUMBER OF GRADUATES FROM UNIVERSITIES AND HIGHER EDUCATION INSTITUTES BY SEX, BROAD FIELD OF STUDY AND ACADEMIC LEVEL, 1385 CENSUS

Sex and groups of broad field of study	Total	Associate's	Bachelor's	Master's ⁽¹⁾	Professional and specialty doctorate	Not stated
Both sexes	4330850	1436390	2491296	336467	62844	3854
Educational sciences	370958	187877	175001	7703	371	6
Arts and humanities	755206	186918	512803	42677	10043	2765
Social sciences, commerce and law	1030806	239955	699294	83434	8001	123
Sciences, mathematics and calculations	391905	71371	284144	30756	5593	41
Engineering, manufacturing and construction	930832	438754	420765	65363	5844	106
Agriculture and veterinary	176046	46143	110123	16640	3115	26
Health and welfare	371568	105060	165592	72860	28040	17
Services	127401	55506	63591	7542	745	17
Not specified and not stated	176127	104808	59983	9493	1093	751
Male	2521484	853064	1368048	247794	49596	2982
Educational sciences	159693	76961	77563	4871	291	6
Arts and humanities	310744	74175	198851	26791	8628	2298
Social sciences, commerce and law	631538	142862	416647	64879	7048	102
Sciences, mathematics and calculations	196315	42761	128241	20321	4967	24
Engineering, manufacturing and construction	772325	358609	349613	58379	5619	106
Agriculture and veterinary	142957	39332	86307	14544	2768	6
Health and welfare	130178	29613	36363	45316	18882	4
Services	84318	33379	43580	6713	647	0
Not specified and not stated	93418	55372	30882	5981	747	436
Female	1809366	583326	1123248	88673	13248	871
Educational sciences	211265	110916	97438	2832	80	0
Arts and humanities	444462	112743	313951	15886	1415	467
Social sciences, commerce and law	399269	97092	282647	18555	954	21
Sciences, mathematics and calculations	195591	28609	155903	10435	627	17
Engineering, manufacturing and construction	158507	80146	71152	6984	225	0
Agriculture and veterinary	33089	6810	23816	2096	346	20
Health and welfare	241390	75447	129228	27543	9158	13
Services	43084	22127	20012	830	98	17
Not specified and not stated	82709	49436	29101	3512	346	315

1. Including professional doctorate.

Source: Statistical Centre of Iran.

**15. 42. GRADUATES FROM UNIVERSITIES AND HIGHER EDUCATION INSTITUTES⁽¹⁾
BY BROAD FIELD OF STUDY, SEX AND ACADEMIC LEVEL**

Academic year and broad field of study	All degrees			Associate's			Bachelor's		
	Both sexes	Male	Female	Both sexes	Male	Female	Both sexes	Male	Female
1370-71.....	52353	35777	16576	12836	10505	2331	12137	19378	12137
1375-76.....	83882	55521	28361	21432	14163	7269	17456	31707	17456
1380-81.....	127117	71080	56037	39277	25193	14084	38046	36514	38046
1383-84.....	178785	89895	88890	67187	39215	27972	47680	38796	54461
1384-85 ⁽²⁾	151289	75367	75922	61436	33617	27819	54461	29458	40804
1385-86 ^(2,3)	130504	64290	66214	44031	22501	21530	40804	31331	38547
1386-87 ⁽⁴⁾	275984	123433	152551	81258	43524	37734	166530	63944	102586
1387-88⁽⁵⁾.....	567415	284054	283361	336473	179929	156544	202873	87663	115210
Medicine.....	29682	10197	19485	13250	4316	8934	10334	2840	7494
Humanities	191819	77590	114229	87714	37292	50422	96109	35751	60358
Basic sciences	29618	11395	18223	1712	831	881	23480	8489	14991
Technical and engineering	200946	131609	69337	149286	98103	51183	45085	28323	16762
Agriculture and veterinary	55458	30689	24769	36252	21557	14695	17039	7916	9123
Arts.....	59892	22574	37318	48259	17830	30429	10826	4344	6482

Academic year and broad field of study	Master's			Professional doctorate			Speciality doctorate		
	Both sexes	Male	Female	Both sexes	Male	Female	Both sexes	Male	Female
1370-71	3606	2951	655	3795	2533	1262	601	410	191
1375-76	5939	4831	1108	5789	3957	1832	1559	863	696
1380-81	7066	5285	1781	4347	2775	1572	1867	1313	554
1383-84	11112	7701	3411	4844	2455	2389	2385	1728	657
1384-85 ⁽²⁾	12660	8295	4365	4344	2195	2149	2587	1802	785
1385-86 ^(2,3)	14997	9411	5586	398	215	183	1200	832	368
1386-87 ⁽⁴⁾	18360	10626	7734	5861	2657	3204	3975	2682	1293
1387-88⁽⁵⁾.....	21093	12464	8629	3568	1607	1961	3408	2391	1017
Medicine.....	888	350	538	3301	1466	1835	1909	1225	684
Humanities	7504	4162	3342	×	×	×	492	385	107
Basic sciences	3923	1732	2191	×	×	×	503	343	160
Technical and engineering	6275	4913	1362	×	×	×	300	270	30
Agriculture and veterinary	1750	951	799	267	141	126	150	124	26
Arts.....	753	356	397	×	×	×	54	44	10

1. Excluding Islamic Azad University.

2. Excluding Payam-e- Noor University.

3. Excluding universities belonging to the Ministry of Health and Medical Education .

4. Revised figures.

5. Including graduates from Poodmani (modular) Comprehensive University of Applied Science and technology.

Source: Ministry of Science, Research and Technology.

15. 43. ISLAMIC AZAD UNIVERSITY GRADUATES BY BROAD FIELD OF STUDY, SEX AND ACADEMIC LEVEL

Academic year and broad field of study	All degrees			Associate's			Bachelor's		
	Both sexes	Male	Female	Both sexes	Male	Female	Both sexes	Male	Female
1370-71.....	32210	22723	9487	14636	10630	4006	17324	11888	5436
1375-76.....	65303	36621	28682	10075	4446	5629	52946	30414	22532
1380-81.....	103078	55181	47897	29682	14909	14773	70546	38341	32205
1383-84.....	175286	87116	88170	73714	39158	34556	96576	44939	51637
1384-85.....	162497	84884	77613	80762	43555	37207	77415	38577	38838
1385-86.....	170369	87114	83255	74153	41007	33146	89370	42029	47341
1386-87.....	182762	96900	85862	75464	43627	31837	99575	48730	50845
1387-88.....	201702	113692	88010	83184	50840	32344	110998	58238	52760
Medicine.....	5786	556	5230	1808	219	1589	3353	158	3195
Humanities	91164	41531	49633	30381	13329	17052	56800	25745	31055
Basic sciences	15426	4064	11362	2698	697	2001	11787	2990	8797
Technical and engineering	71283	56951	14332	41767	32560	9207	28592	23566	5026
Agriculture and veterinary	13356	8571	4785	3992	2952	1040	8571	4999	3572
Arts.....	4687	2019	2668	2538	1083	1455	1895	780	1115

Academic year and broad field of study	Master's			Professional and speciality doctorate		
	Both sexes	Male	Female	Both sexes	Male	Female
1370-71.....	208	171	37	42	34	8
1375-76.....	1865	1407	458	417	354	63
1380-81.....	2042	1396	646	808	535	273
1383-84.....	3693	2370	1323	1303	649	654
1384-85.....	3695	2410	1285	625	342	283
1385-86.....	5473	3354	2119	1373	724	649
1386-87.....	6283	3766	2517	1440	777	663
1387-88.....	6360	4021	2339	1160	593	567
Medicine.....	21	10	11	604	169	435
Humanities	3811	2339	1472	172	118	54
Basic sciences	868	335	533	73	42	31
Technical and engineering	906	809	97	18	16	2
Agriculture and veterinary	571	412	159	222	208	14
Arts.....	183	116	67	71	40	31

Source: Islamic Azad University.

15. 44. GRADUATES⁽¹⁾ FROM UNIVERSITIES AND HIGHER EDUCATION INSTITUTES BY SEX AND OSTAN, ACADEMIC YEAR 1387-88

Ostan	Both sexes	Male	Female
Total country	567415	284054	283361
East Azarbayejan	30688	16207	14481
West Azarbayejan	15348	8024	7324
Ardebil	7818	3940	3878
Esfahan.....	42814	21367	21447
Ilam	2902	1368	1534
Bushehr	5037	2100	2937
Tehran	139390	66665	72725
Chaharmahal & Bakhtiari	6002	2992	3010
South Khorasan	3874	1906	1968
Khorasan-e-Razavi	46475	23119	23356
North Khorasan	3266	2127	1139
Khuzestan	15739	7326	8413
Zanjan	7680	3499	4181
Semnan.....	15046	8814	6232
Sistan & Baluchestan	8850	4584	4266
Fars	30999	15398	15601
Qazvin	16402	6467	9935
Qom	6079	3118	2961
Kordestan	5925	3315	2610
Kerman	21069	9982	11087
Kermanshah	12722	6813	5909
Kohgiluyeh & Boyerahmad	2988	1591	1397
Golestan	7802	3720	4082
Gilan	16628	8517	8111
Lorestan.....	7797	3764	4033
Mazandaran.....	43215	24871	18344
Markazi	11240	5974	5266
Hormozgan.....	5830	3097	2733
Hamedan	10965	5317	5648
Yazd	16825	8072	8753

1. Excluding Islamic Azad University.

Source: Ministry of Science, Research and Technology.

15.45. GRADUATES FROM ISLAMIC AZAD UNIVERSITY BY SEX AND OSTAN, ACADEMIC YEAR 1387-88

Ostan	Both sexes	Male	Female
Total country	201702	113692	88010
East Azarbayejan	11863	7413	4450
West Azarbayejan	4953	2971	1982
Ardebil	3938	2241	1697
Esfahan.....	15809	9424	6385
Ilam	2133	1229	904
Bushehr	2189	1441	748
Tehran	30064	13420	16644
Chaharmahal & Bakhtiari	1648	1025	623
South Khorasan	1226	849	377
Khorasan-e-Razavi	9125	4756	4369
North Khorasan	2021	1113	908
Khuzestan	14539	8695	5844
Zanjan	2277	1583	694
Semnan.....	3731	2489	1242
Sistan & Baluchestan	6255	3321	2934
Fars	15211	8383	6828
Qazvin	5546	3742	1804
Qom	159	107	52
Kordestan	1922	1087	835
Kerman	9739	5249	4490
Kermanshah	2420	1386	1034
Kohgiluyeh & Boyerahmad	4217	2708	1509
Golestan	4131	2381	1750
Gilan	7420	3526	3894
Lorestan.....	6699	4013	2686
Mazandaran.....	12540	6192	6348
Markazi	9340	6161	3179
Hormozgan.....	1885	1149	736
Hamedan	3832	2210	1622
Yazd	4870	3428	1442

Source: Islamic Azad University.

15. 46. PERMANENT CENTRES OF TECHNICAL AND VOCATIONAL TRAINING ORGANIZATION

Year and Ostan	Both sexes ⁽¹⁾	For men	For women
1375	140	109	31
1380	474	236	197
1384	516	234	154
1385	541	227	160
1386	572	256	168
1387	588	265	175
1388	586	284	152
East Azarbayejan	31	13	9
West Azarbayejan	18	6	6
Ardebil	27	9	4
Esfahan	50	17	10
Ilam	12	5	1
Bushehr	10	4	1
Tehran	30	20	7
Chaharmahal & Bakhtiari	15	5	5
South Khorasan	11	7	3
Khorasan-e-Razavi	43	21	12
North Khorasan	10	5	3
Khuzestan	42	23	16
Zanjan	11	3	4
Semnan	13	5	5
Sistan & Baluchestan	18	10	7
Fars	37	21	13
Qazvin	11	5	4
Qom	6	4	2
Kordestan	15	9	5
Kerman	19	13	2
Kermanshah	17	14	1
Kohgiluyeh & Boyerahmad	9	3	3
Golestan	14	8	2
Gilan	24	13	4
Lorestan	14	9	5
Mazandaran	19	6	2
Markazi	17	9	8
Hormozgan	11	4	1
Hamedan	19	11	6
Yazd	13	2	1

1. Difference between the total and sum of parts is due to the centres used for both sexes.

Source: Ministry of Labour and Social Affairs.

15. 47. PERMANENT AND CONTRACTUAL INSTRUCTORS IN THE PERMANENT CENTRES OF TECHNICAL AND VOCATIONAL TRAINING ORGANIZATION

Year and Ostan	Both sexes	Male	Female
1375	1328	1297	31
1380	1768	1602	166
1384	1437	1370	67
1385	1549	1458	91
1386	1691	1579	112
1387	1799	1673	126
1388	1726	1565	161
East Azarbayejan	92	84	8
West Azarbayejan	64	58	6
Ardebil	31	29	2
Esfahan	131	117	14
Ilam	39	38	1
Bushehr	30	29	1
Tehran	204	182	22
Chaharmahal & Bakhtiari	34	29	5
South Khorasan	30	29	1
Khorasan-e-Razavi	101	93	8
North Khorasan	13	11	2
Khuzestan	109	95	14
Zanjan	29	26	3
Semnan	46	40	6
Sistan & Baluchestan	29	26	3
Fars	89	85	4
Qazvin	21	20	1
Qom	17	15	2
Kordestan	32	31	1
Kerman	76	66	10
Kermanshah	32	29	3
Kohgiluyeh & Boyerahmad	25	21	4
Golestan	39	36	3
Gilan	99	91	8
Lorestan	53	50	3
Mazandaran	108	101	7
Markazi	47	38	9
Hormozgan	15	13	2
Hamedan	40	36	4
Yazd	51	47	4

Source: Ministry of Labour and Social Affairs.

15. 48. PERSONS COMPLETED COURSES IN PERMANENT CENTRES OF TECHNICAL AND VOCATIONAL TRAINING ORGANIZATION

Year and Ostan	Persons trained
1375.....	143251
1380.....	644623
1384.....	209763
1385.....	353252
1386.....	421499
1387.....	⁽¹⁾ 326688
1388.....	346070
East Azarbayejan	14068
West Azarbayejan	5705
Ardebil	12554
Esfahan.....	27214
Ilam	6444
Bushehr	6743
Tehran	38541
Chaharmahal & Bakhtiari	15235
South Khorasan	7995
Khorasan-e-Razavi	19435
North Khorasan	3233
Khuzestan	17985
Zanjan	8293
Semnan.....	9080
Sistan & Baluchestan	13520
Fars	18048
Qazvin	6370
Qom	3251
Kordestan	7866
Kerman	10529
Kermanshah	7106
Kohgiluyeh & Boyerahmad	4581
Golestan	8166
Gilan	14338
Lorestan.....	9274
Mazandaran.....	11897
Markazi	11242
Hormozgan.....	4343
Hamedan	10635
Yazd	12379

1. Decrease in figures compared to the previous year is due to the elimination of parallel trainings and ceding them to the private sector as well as enhancement of the training quality.

Source: Ministry of Labour and Social Affairs.