

# Trade, Hotels & Restaurants

# 10





### *Introduction*

**T**his chapter presents statistics in three sections: "Domestic trade", "Foreign trade" and "Hotels and restaurants".

**1. Domestic trade.** The first survey of trade establishments was conducted in the cities of Tehran and Esfahan by the General Department of Public Statistics of the Ministry of the Interior in the years 1332 and 1336 respectively. Following the United Nations recommendations, General Department of Trade Statistics of the Ministry of Finance of the time conducted a survey in 1344, the results of which were disseminated. In 1345, General Department of Statistics of the Ministry of Economy of the time implemented pilot census of wholesale establishments in Tehran, the results of which were disseminated in 1346. Also, the mentioned Department collected and disseminated data relating to trade establishments in 250 cities of the country through sample surveys from 1346 to 1351. In connection with compilation of national accounts, the Central Bank of the Islamic Republic of Iran has collected trade statistics since years ago.

The Statistical Centre of Iran executed two pilot sample surveys during the years 1355 and 1356, one in the city of Rasht and the other in Tehran, Zahedan, Kermanshah and Khorramshahr. In the 1355 and 1365 National Censuses of Population and Housing and the 1370 Multi-Round

Population Survey, statistics on nationwide trade establishments were collected.

In the late 1366 and the early 1367, survey of establishments engaged in the sale and purchase of commodities in urban areas was executed on a large scale by the SCI. Then, in 1369, statistical information on these establishments was collected in both urban and rural areas. In 1373, sample survey of trade establishments was carried out.

Statistics on trade establishments presented in this yearbook were provided by using results obtained from the 1381 General Census of Establishments including number of establishments and average number of workers engaged in "wholesale trade, retail trade and repair of motor vehicles, and personal and household goods".

In addition, this chapter presents statistics for types of transactions registered in notary publics and land registration offices representing some of trade activities provided by the State Organization for Registration of Deeds and Properties.

Statistical data on urban and rural cooperatives included in the statistical yearbook have been obtained from related organizations since 1339 and 1342 respectively. Statistics on rural cooperatives and unions presented here are from the Central Organization of Rural Cooperatives, and statistics on other cooperatives are from the Ministry of Cooperatives.

**2. Foreign trade.** Statistics on foreign trade of Iran have continuously been produced and disseminated since 1279. They are annually provided by Iran Customs Administration according to data in reports of in-coming and out-going commodities released from the customs houses of the country.

The statistics presented in this chapter are from the Foreign Trade Statistics Yearbooks of the Islamic Republic of Iran. They comprise the volume of commercial exchanges, amount and value of commodities imported and exported, as well as the share of different countries in total imports and exports.

It should be noted that imports and exports value experienced increases in foreign trade tables from the years 1373 and 1381 on. One of the reasons for the increases is the dramatic changes in exchange rates.

**3. Hotels and restaurants.** Survey of establishments serving food and beverages was first conducted in the city of Rasht in 1355 and then in Tehran, Zahedan, Khorramshahr, and Kermanshah in 1356 by the SCI and its results were provided to the users.

In the late 1366, the survey of establishments serving food and beverages was executed in urban areas for the first time by the SCI and its results were disseminated. Moreover, in 1369, the survey was implemented in urban and rural areas and its outcomes were disseminated.

Based on the frame information from the 1370 Multi-Round Population Survey, the survey of establishments serving food and beverages was executed in 1373 and its outcomes were disseminated.

In this yearbook, fresh statistics, obtained from the results of the 1381 Establishments Census, on the number of hotels, other temporary public accommodations, restaurants, and establishments serving food and beverages, as well as the number of workers are presented in this yearbook.

Also included here are statistics on the quality of accommodation facilities, number of rooms, and number of beds, obtained from Iran Touring &

Tourism Organization (ITTO), affiliated to the Ministry of Culture and Islamic Guidance until 1382. However, by merging Iran Touring and Tourism Organization and Iran Cultural Heritage Organization into Touring and Cultural Heritage Organization in the late 1382, the mentioned statistics are supplied by the newly-established Organization. They have been collected since the establishment of Iran Tourism Organization in 1342 and included in the statistical yearbook since 1345. Considering recent changes in administrative divisions, the data appeared in tables 10.2, 10.3, 10.24 and 10.25, originally from the results of the 1381 General Census of Establishments, were accordingly adjusted.

#### **Definitions and concepts**

**Commercial establishment:** a part of a place or a number of places in which a group of production factors is engaged in purchase and sale of goods (wholesale, retail trade) and provision of depended services under single accounting and management unit. Establishments engaged in repair of motor vehicles, personal and household goods, preparing and rendering food and beverages, providing services and facilities for short stay of passengers are known as commercial establishment.

**Wholesale:** the reselling (without change) of new or used goods in large quantities to retailers, industrial, commercial, administrative consumers, departments, or to other wholesalers or those working as agents or brokers to sell or purchase commercial articles for such persons or companies.

**Retail trade:** the resale (without change) of new or used goods in small quantities to the public for personal or household use in shops, department stores, booths, by post, vendors, street-vendors, consumer cooperatives, sale halls, etc.

**Workers:** see Chapter 7, Definitions and concepts.

**Revocable transactions:** any contract in which an immovable property is left with the creditor as a property in pawn for satisfactory fulfillment of

liabilities so that the creditor may make up for damages from the property under legal conditions in case the debtor ignores his liabilities.

**Surety bond:** responsibility for someone else's performance of an undertaking.

**Rent:** lease or tenancy agreement according to which the tenant gets the right of ownership over the property for a certain period of time.

**Cooperatives:** see "Definitions and Concepts", Chapter 4.

Types of cooperatives operating in different sectors:

1. **Services cooperatives:** companies which are registered and established to provide services in one of service fields based on ISIC.

2. **Producers' supply cooperatives:** cooperatives composed of producing units, which are registered and established to meet their members' different needs.

3. **Consumers' supply cooperatives:** these cooperatives are engaged in procuring and supplying members with different kinds of commodities and appliances required, from inside the country or from abroad, in line with public benefits and reduction of prices and costs. They include employees' consumer co-ops, workers' consumer co-ops, local consumer co-ops, public consumer co-ops, borderers' co-ops, and distributive trade guilds' co-ops.

**Cooperatives in operation:** refers to a cooperative which is operational and has annual financial performance and produces outputs of goods or renders some services.

**Cooperative unions:** refers to combination of at least 7 cooperatives whose field of activities is similar and it is established and registered according to the regulations and the law of cooperative sector.

**Legal reserves of rural cooperative unions:** twenty percent of the annual revenues of rural cooperative companies and unions are considered as indivisible legal reserves.

**Balance of trade:** see Chapter 21, "Definitions and concepts".

**Imports:** refers to purchasing, barter exchange deals or grants of goods and services from a country to another one after customs clearance and observance of other regulations.

The following cases are not included with imports statistics:

- a. The goods which are subject to political legal exemptions included in Article 37 of the customs law approved on 30 Khordad 1350.
- b. Foreign transit goods, exported goods returned from foreign countries, transferred, cabotage<sup>1</sup> and temporary imports.
- c. Used personal goods which are not subject to the customs duties and commercial benefits.
- d. Fuel and oils for vehicles and aircraft.
- e. Used household goods of Iranians living abroad or foreign nationals which are released from the customs houses by special permits under Clause 6 of Article 37.
- f. Gifts to organizations and centres that are subject to exemptions from customs duties.
- g. Goods carried with passengers subject to Article 31.

**Exports:** refers to sales, barter, or gifts or grants, of goods and services from a country to another one after customs clearance and observance of other regulations.

The following cases are not included in exports statistics:

- a. Temporary exports.
- b. Cabotage.
- c. Vehicle and aircraft fuel and oils.
- d. Goods carried with passengers subject to Article 32.

Also, the following items, exported by National Iranian Oil Company and National Iranian Gas Company are not included in non-oil exports and follow certain regulation for export:

- a. Crude oil
- b. Natural gas
- c. Fuel oil

<sup>1</sup> is the transport of goods or passengers between two points in the same country by a vessel or an aircraft registered in another country. Originally starting with shipping, sabotage now also covers aviation, railways and road transport. Cabotage is "trade or navigation in coastal waters, or, the exclusive right of a country to operate the air traffic within its territory."

d. Burning oil

e. Gas oil

f. Gas distillations until 1374, commodities were classified according to Brussels Tariff Nomenclature approved on 30 Khordad 1350 in which sub-divisions were made under general regulations of exports and imports of Iran.

As of 1375, the previous classification was replaced by the new international classification called H.S.(Harmonized Commodity Description and Coding System) which consists of 21 sections as follows:

Section I. Live animals; animal products.

Section II. Vegetable products.

Section III. Animal or vegetable fats and oils and their cleavage products; prepared edible fats; animal or vegetable waxes.

Section IV. Prepared foodstuffs; beverages, spirits and vinegar; tobacco and manufactured tobacco substitutes.

Section V. Mineral products.

Section VI. Products of the chemical or allied industries.

Section VII. Plastics and articles thereof; rubber and articles thereof.

Section VIII. Raw hides and skins, leather, fur skins and articles thereof; saddlery and harness; travel goods, handbags and similar containers; articles of animal gut.

Section IX. Wood and articles of wood; wood charcoal; cork and articles of cork; manufactures of straw, of esparto or of other plaiting materials; basketware and wickerwork.

Section X. Pulp of wood or of other fibrous cellulosic materials; waste and scrap of paper or paperboard; paper and paperboard and articles there of.

Section XI. Textiles and textile articles.

Section XII. Footwear, headgear, umbrellas, sun umbrellas, walking-sticks, seat-sticks, whips, riding-crops and parts there of; prepared feathers and articles made there with; artificial flowers; articles of human hair.

Section XIII. Articles of stone, plaster, cement, asbestos, mica or similar materials; ceramic products; glass and glassware.

Section XIV. Natural or cultured pearls, precious or semi-precious stones, precious metals, metals clad with precious metals and articles thereof; imitation jewellery; coin

Section XV. Base metals and articles of base metals

Section XVI. Machinery and mechanical appliances; electrical equipment; parts there of; sound recorders and reproducers; television image and sound recorders and reproducers, and parts and accessories of such articles

Section XVII. Vehicles, aircraft, vessels and associated transport equipment

Section XVIII. Optical, photographic, cinematographic, measuring, checking, precision, medical or surgical instruments and apparatus; clocks and watches; musical instruments, parts and accessories there of.

Section XIX. Arms and ammunition; parts and accessories there of

Section XX. Miscellaneous manufactured articles

Section XXI. Works of art, collectors' pieces and antiques

**Value of goods:** value of imports and exports are determined according to C.I.F.<sup>2</sup> and F.O.B.<sup>3</sup> respectively

**Establishment serving foods and beverages:** a certain fixed place where a collection of capital and labour force are employed for serving foods and beverages.

**Accommodation:** a place or a part of a place or a number of certain places in which a group of production factors are working under control and supervision of a single management and accounting unit for the provision of short- stay accommodation for visitors and other travelers as well as providing services and facilities. Accommodations which all people using them are called "public accommodations" and those which are confined to the members of a certain organization are called "private accommodations" Even though the second accommodation of the

<sup>2</sup> .C.I.F. (Cost, Insurance and Freight).

<sup>3</sup> . F.O.B. (Free On Board)

households, such as apartments and private villas used by the household and family members and their friends are considered as tourism capacities, they are not taken into account as accommodations.

**Class of accommodation:** under certain regulations accommodations are divided into 6 classes: luxury or 5-star, 4-star, 3-star, 2- star, 1- star, Momtaz ( excellent) and also a group is classified without star (first class, second class and third class) by construction, equipment and installation status and quality of services offered .

**Accommodation capacity:** the grand total of rooms and beds used by travellers in every accommodation facility for a certain period of time.

#### ***Selected information***

In 1389, the volume of trade transactions amounted to 939 thousand bln rials which had an 23 percent increase in comparison to the preceding year. Out of the stated volume, 71 and 29 percent was related to imports and non-oil exports respectively.

In 1389, a volume of 45 mln tons of different goods amounting to 665 thousand bln rials (equaling 68 bln dollars) were imported into country via customs terminals whose value increased by 21.3 percent in comparison to the preceding year. It should be noted that the maximum volume of imports by value at rials relates to the countries of UAE (32.9 percent out of total value), China (9.1 percent out of total value) and Germany (7.2 percent of total value). Moreover, in this year( 60.1 mln tons of various kinds of non-oil goods at the value of 274thousand bln rials (equaling 23 bln dollars) were exported abroad via customs terminals whose value increased by 21.1 percent in comparison to the preceding year. The maximum volume of exports by value at rials relates to the countries of China (17.3 percent out of total value), Iraq (17.1 percent out of total value) and UAE (12.6 percent out of total value).

In 1389, the number of accommodation facilities of the country was 2721 units (including 72593 rooms and 171306 beds).

---

*1. Cabotage is the transport of goods between two points in the same country by the vessel or an aircraft registered in another country.*

**10. 1. ESTABLISHMENTS ENGAGED IN WHOLESALE AND RETAIL TRADE, REPAIR OF MOTOR VEHICLES, MOTORCYCLES AND PERSONAL AND HOUSEHOLD GOODS BY INDUSTRY AND SIZE OF ESTABLISHMENTS, 1381**

industry	Total	1 worker	2 workers	3-5 workers	6-9 workers	10-49 workers	50-99 workers	100+ workers	Not stated
<b>Total country .....</b>	<b>1470070</b>	<b>1054873</b>	<b>305413</b>	<b>95845</b>	<b>8414</b>	<b>5088</b>	<b>221</b>	<b>150</b>	<b>66</b>
Sale, maintenance and repair of motor vehicles and motorcycles; retail sale of automotive fuel .....	241668	139438	70471	27692	2322	1666	39	32	8
Sale of motor vehicles .....	9566	3888	3039	2217	216	195	5	6	0
Maintenance and repair of motor vehicles .....	151823	80202	48729	20341	1467	1035	25	18	6
Sale of motor vehicle parts and accessories .....	46918	32401	11177	3055	163	108	6	7	1
Sale, maintenance and repair of motorcycles and related parts and accessories .....	29150	20683	6904	1493	48	21	0	0	1
Retail sale of automotive fuel .....	4211	2264	622	586	428	307	3	1	0
Wholesale trade and commission trade, except of motor vehicles and motorcycles .....	71106	29999	22600	14847	2038	1439	97	73	13
Wholesale on a fee or contract basis .....	1173	486	359	274	27	25	1	1	0
Wholesale of agricultural raw materials, live animals, food, beverages and tobacco .....	30053	12429	9073	6946	941	591	47	24	2
Wholesale of non-agricultural intermediate products, waste and scrap .....	12876	5513	3742	2796	460	307	23	29	6
Wholesale of machinery, equipment and supplies .....	1311	356	304	402	111	122	10	5	1
Wholesale of textiles and textiles articles, clothing and footwear .....	12900	6111	4776	1857	113	37	3	3	0
Wholesale of household goods .....	5404	2155	1816	1104	148	163	5	10	3
Wholesale of medical and surgical instruments .....	5956	2340	2089	1160	182	176	8	1	0
Other wholesale .....	1433	609	441	308	56	18	0	0	1
Retail trade, except of motor vehicles and motorcycles; repair of personal and household goods .....	1157296	885436	212342	53306	4054	1983	85	45	45
Non-specialized retail trade in stores .....	12894	7689	1940	2111	620	468	38	14	14
Retail sale of food, beverages and tobacco in specialized stores .....	512929	421373	75776	14326	963	460	12	9	10
Retail sale of second-hand goods in stores .....	7870	6517	1114	220	10	8	0	0	1
Retail trade not in stores .....	924	792	110	20	2	0	0	0	0
Repair of personal and household goods .....	78897	63649	12426	2600	136	80	3	3	0
Other retail trade of new goods in specialized stores .....	543782	385416	120976	34029	2323	967	32	19	20

Source: Statistical Centre of Iran.



**10. 2. ESTABLISHMENTS ENGAGED IN WHOLESALE AND RETAIL TRADE, REPAIR OF MOTOR VEHICLES, MOTORCYCLES AND PERSONAL AND HOUSEHOLD GOODS IN URBAN/RURAL AREAS, 1381**

Ostan	Total			Sale, maintenance and repair of motor vehicles and motorcycles, retail sales of automotive fuel		
	Total country	Urban	Rural	Total	Urban	Rural
<b>Total country .....</b>	<b>1470070</b>	<b>1226041</b>	<b>244029</b>	<b>241668</b>	<b>207249</b>	<b>34419</b>
East Azarbayejan .....	93533	79455	14078	13362	12084	1278
West Azarbayejan .....	66450	55964	10486	11173	10136	1037
Ardebil .....	28553	22944	5609	3997	3751	246
Esfahan .....	110753	96535	14218	22410	19612	2798
Ilam .....	10209	8383	1826	1156	1025	131
Bushehr .....	15582	12579	3003	2325	1924	401
Tehran .....	284722	265711	19011	42242	39209	3033
Chaharmahal & Bakhtiyari .....	16956	12107	4849	2308	2005	303
South Khorasan .....	10000	7112	2888	2092	1654	438
Khorasan-e-Razavi .....	128274	106098	22176	23632	20102	3530
North Khorasan .....	14663	10327	4336	2147	1813	334
Khuzestan .....	68181	58083	10098	12425	10745	1680
Zanjan .....	19686	15902	3784	2951	2577	374
Semnan .....	12984	10924	2060	2420	2089	331
Sistan & Baluchestan .....	33339	25821	7518	4872	4258	614
Fars .....	74747	59527	15220	13905	11584	2321
Qazvin .....	22149	17348	4801	3922	3300	622
Qom .....	22701	21912	789	3904	3751	153
Kordestan .....	31488	26401	5087	4275	4058	217
Kerman .....	44363	36983	7380	9109	7801	1308
Kermanshah .....	41469	36711	4758	6154	5756	398
Kohgiluyeh & Boyerahmad .....	8768	6693	2075	976	848	128
Golestan .....	31378	22509	8869	5289	4271	1018
Gilan .....	64862	44654	20208	10183	6061	4122
Lorestan .....	31615	27205	4410	4161	3796	365
Mazandaran .....	74568	51978	22590	12317	7830	4487
Markazi .....	28663	23902	4761	4722	4244	478
Hormozgan .....	19448	13442	6006	2739	1859	880
Hamedan .....	39071	30742	8329	5920	5251	669
Yazd .....	20895	18089	2806	4580	3855	725

**10. 2. ESTABLISHMENTS ENGAGED IN WHOLESALE AND RETAIL TRADE, REPAIR OF MOTOR VEHICLES, MOTORCYCLES AND PERSONAL AND HOUSEHOLD GOODS IN URBAN/RURAL AREAS, 1381 (continued)**

Ostan	Wholesale trade and commission trade <sup>(1)</sup>			Retail sales and repair services of personal and household goods <sup>(1)</sup>		
	Total	Urban	Rural	Total	Urban	Rural
<b>Total country .....</b>	<b>71106</b>	<b>66202</b>	<b>4904</b>	<b>1157296</b>	<b>952590</b>	<b>204706</b>
East Azarbayejan .....	3886	3567	319	76285	63804	12481
West Azarbayejan .....	2455	2294	161	52822	43534	9288
Ardebil .....	925	888	37	23631	18305	5326
Esfahan .....	4676	4019	657	83667	72904	10763
Ilam .....	372	339	33	8681	7019	1662
Bushehr .....	553	498	55	12704	10157	2547
Tehran .....	26593	26140	453	215887	200362	15525
Chaharmahal & Bakhtiari .....	391	306	85	14257	9796	4461
South Khorasan .....	242	163	79	7666	5295	2371
Khorasan-e-Razavi .....	6351	6123	228	98291	79873	18418
North Khorasan .....	303	276	27	12213	8238	3975
Khuzestan .....	2223	1955	268	53533	45383	8150
Zanjan .....	675	633	42	16060	12692	3368
Semnan .....	358	330	28	10206	8505	1701
Sistan & Baluchestan .....	886	772	114	27581	20791	6790
Fars .....	2318	2177	141	58524	45766	12758
Qazvin .....	880	770	110	17347	13278	4069
Qom .....	848	825	23	17949	17336	613
Kordestan .....	1100	1055	45	26113	21288	4825
Kerman .....	1325	1188	137	33929	27994	5935
Kermanshah .....	1589	1534	55	33726	29421	4305
Kohgiluyeh & Boyerahmad .....	172	167	5	7620	5678	1942
Golestan .....	1144	964	180	24945	17274	7671
Gilan .....	2809	2285	524	51870	36308	15562
Lorestan .....	1125	958	167	26329	22451	3878
Mazandaran .....	2696	2147	549	59555	42001	17554
Markazi .....	919	882	37	23022	18776	4246
Hormozgan .....	1088	927	161	15621	10656	4965
Hamedan .....	1422	1294	128	31729	24197	7532
Yazd .....	782	726	56	15533	13508	2025

1. Excluding motor vehicles and motorcycles.

Source: Statistical Centre of Iran.

**10. 3. ESTABLISHMENTS ENGAGED IN WHOLESALE AND RETAIL TRADE, REPAIR OF MOTOR VEHICLES, MOTORCYCLES AND PERSONAL AND HOUSEHOLD GOODS BY SIZE OF ESTABLISHMENTS AND OSTAN, 1381**

Ostan	Total	1 worker	2 workers	3-5 workers	6-9 workers	10-49 workers	50-99 workers	100+ workers	Not stated
<b>Total country .....</b>	<b>1470070</b>	<b>1054873</b>	<b>305413</b>	<b>95845</b>	<b>8414</b>	<b>5088</b>	<b>221</b>	<b>150</b>	<b>66</b>
East Azarbayejan .....	93533	73530	15144	4356	295	193	10	5	0
West Azarbayejan .....	66450	51348	11244	3423	303	131	0	1	0
Ardebil .....	28553	22404	4781	1242	85	37	2	2	0
Esfahan .....	110753	78784	23305	7738	609	300	12	5	0
Ilam .....	10209	7770	2078	314	25	20	2	0	0
Bushehr .....	15582	11023	3619	785	86	65	2	2	0
Tehran .....	284722	176118	74279	29238	2957	1878	108	78	66
Chaharmahal & Bakhtiari .....	16956	13732	2588	562	49	24	0	1	0
South Khorasan .....	10000	7967	1596	389	27	19	2	0	0
Khorasan-e-Razavi .....	128274	89298	29071	8929	595	362	13	6	0
North Khorasan .....	14663	11787	2275	543	39	19	0	0	0
Khuzestan .....	68181	48415	14772	4328	403	249	9	5	0
Zanjan .....	19686	15030	3687	862	60	45	1	1	0
Semnan .....	12984	9890	2351	629	61	48	2	3	0
Sistan & Baluchestan .....	33339	26887	4883	1337	142	88	2	0	0
Fars .....	74747	52842	16042	5105	466	275	8	9	0
Qazvin .....	22149	15213	5212	1572	89	57	3	3	0
Qom .....	22701	16024	5093	1437	90	55	2	0	0
Kordestan .....	31488	22775	6594	1893	150	74	2	0	0
Kerman .....	44363	35881	6321	1819	192	142	6	2	0
Kermanshah .....	41469	30671	8310	2227	168	90	2	1	0
Kohgiluyeh & Boyerahmad .....	8768	6679	1744	290	35	18	1	1	0
Golestan .....	31378	22971	6629	1601	108	60	7	2	0
Gilan .....	64862	48826	12406	3204	250	168	4	4	0
Lorestan .....	31615	24674	5393	1325	121	96	3	3	0
Mazandaran .....	74568	55200	14373	4346	414	218	9	8	0
Markazi .....	28663	21786	5301	1401	88	82	4	1	0
Hormozgan .....	19448	13152	4621	1401	175	94	2	3	0
Hamedan .....	39071	29235	7487	2094	169	85	1	0	0
Yazd .....	20895	14961	4214	1455	163	96	2	4	0

Source: Statistical Centre of Iran.

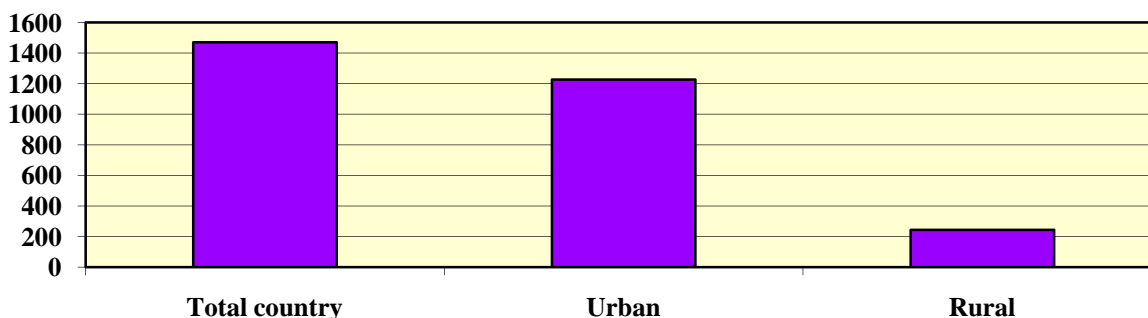
#### 10. 4. NUMBER OF WORKERS OF ESTABLISHMENTS ENGAGED IN WHOLESALE AND RETAIL TRADE; REPAIR OF MOTOR VEHICLES, MOTORCYCLES AND PERSONAL AND HOUSEHOLD GOODS BY INDUSTRY, 1381

Industry	Workers
<b>Total country</b> .....	<b>2187658</b>
Sale, maintenance and repair of motor vehicles and motorcycles; retail sale of automotive fuel .....	432828
Sale of motor vehicles .....	23895
Maintenance and repair of motor vehicles .....	286472
Sale of motor vehicle parts and accessories .....	69246
Sale, maintenance and repair of motorcycles and related parts and accessories .....	39980
Retail sale of automotive fuel .....	13235
Wholesale trade and commission trade, except of motor vehicles and motorcycles .....	194152
Wholesale on a fee or contract basis .....	3448
Wholesale of agricultural raw materials, live animals, food, beverages and tobacco .....	79901
Wholesale of non-agricultural intermediate products, waste and scrap .....	42689
Wholesale of machinery, equipment and supplies .....	7815
Wholesale of textiles and textiles articles, clothing and footwear .....	24839
Wholesale of household goods .....	16531
Wholesale of medical and surgical instruments .....	15729
Other wholesale .....	3200
Retail trade, except of motor vehicles and motorcycles; repair of personal and household goods .....	1560678
Non-specialized retail trade in stores .....	36371
Retail sale of food, beverages and tobacco in specialized stores .....	636249
Retail sale of second-hand goods in stores .....	9637
Retail trade not in stores .....	1091
Repair of personal and household goods .....	100007
Other retail trade of new goods in specialized stores .....	777323

Source: Statistical Centre of Iran

#### 10. 1. NUMBER OF ESTABLISHMENTS, 1381

1000 establishments



For data see Table 10. 2.

### 10. 5. TRANSACTIONS REGISTERED IN NOTARY PUBLICS AND LAND REGISTRATION OFFICES

Year and Ostan	Actual		Revocable transaction	Surety bond	Rental	Power of attorney	Attest	Other	Total
	Movable	Im-movable							
1370 .....	629308	338842	184469	12894	49861	767292	1867726	977377	4827769
1375.....	447109	477450	139926	7144	52012	1289210	2294989	922461	5630301
1380.....	964284	762716	260069	15052	77012	1857017	2553197	1521246	8010593
1385.....	1443317	1253843	581997	30499	113481	<sup>(1)</sup> 3436745	5300679	<sup>(1)</sup> 2446421	14606982
1386.....	1695778	1352749	479574	30411	124688	4497554	7398719	3298672	18878145
1387.....	2007664	1100635	289523	20878	109460	4319492	5759021	2873933	16480606
1388.....	2002444	995732	332487	29288	118191	4305890	7565466	3319690	18669188
<b>1389.....</b>	<b>2000000</b>	<b>1232240</b>	<b>431478</b>	<b>65196</b>	<b>128903</b>	<b>5344994</b>	<b>8646239</b>	<b>3420100</b>	<b>21842601</b>
East Azarbayejan	96607	57093	25357	786	3234	339069	500302	190633	1255750
West Azarbayejan	79279	29577	14071	881	3573	215566	341370	165614	870014
Ardebil.....	30928	19441	2735	714	532	71269	142096	49922	331920
Esfahan.....	134609	90659	15968	1320	5429	336859	592452	184182	1498771
Ilam.....	2808	5455	4590	1056	220	19164	94530	54294	186700
Bushehr.....	16786	18833	5490	921	1709	73082	143501	74236	351895
Tehran.....	734048	375045	159241	38243	21507	1653490	1927109	409498	5399654
Chaharmahal & Bakhtiyari.....	19064	8310	2423	196	364	44107	119274	56782	260271
South Khorasan..	9342	6740	2351	135	948	20080	54081	41521	139173
Khorasan-e- Razavi	132944	76044	11543	2083	28910	341949	490752	266596	1396558
North Khorasan..	12387	9524	2102	105	741	25961	86158	33224	187057
Khuzestan.....	56462	63956	19378	314	4285	263466	482207	232908	1150062
Zanjan.....	21071	17784	5961	88	1860	46330	98629	32761	236337
Semnan.....	19364	18080	10962	181	2289	38681	104464	39887	237553
Sistan & Baluchestan .....	22882	15900	2287	1140	825	92499	130705	118521	392723
Fars .....	91710	74181	21880	1966	10587	313454	511586	221921	1293449
Qazvin.....	32930	24216	14181	682	3315	78914	124344	55558	236903
Qom .....	35233	20968	6331	551	1352	97827	109978	48361	322334
Kordestan .....	29460	16264	3537	341	782	69723	168436	92492	394290
Kerman .....	53281	32247	18523	1978	6267	169252	307176	165158	757420
Kermanshah .....	50727	25950	3961	1097	3462	111884	226812	123137	562678
Kohgiluyeh & Boyerahmad .....	5225	8274	3285	6272	471	51272	116178	46816	243394
Golestan .....	28374	23796	6068	424	3702	98027	149915	82985	408422
Gilan .....	54844	45348	24540	609	5881	144201	252217	137604	680155
Lorestan .....	28534	20255	6985	1218	3929	79686	243564	123872	520491
Mazandaran .....	70311	49424	4125	938	4245	212031	442015	156977	989911
Markazi .....	34901	19148	10079	626	1807	86502	156503	46769	365817
Hormozgan .....	23205	16167	7765	109	847	108031	195615	66173	430470
Hamedan .....	43011	19874	11047	154	2795	101238	208570	45202	449901
Yazd .....	29673	23687	4712	68	3035	41380	125700	56496	292528

1. Revised figures.

Source: State Organization for Registration of Deeds and Properties.

**10. 6. GENERAL CHARACTERISTICS OF COOPERATIVES SUPPLYING PRODUCERS  
REQUIREMENTS AT THE END OF THE YEAR** (mln rials)

Description	Number	Members	Employees	Capital
<i>Registered cooperatives<sup>(1)</sup></i>				
1370.....	1390	223751	14368	424152
1375.....	1766	259709	17547	457263
1380.....	2766	355354	29765	709888
1385.....	3716	391953	41393	920201
1386.....	3932	397232	44009	1003254
1387.....	4124	401079	46284	1022304
1388.....	4216	403526	47151	1026333
<b>1389.....</b>	<b>3798</b>	<b>383833</b>	<b>48135</b>	<b>1044291</b>
<i>Cooperatives under establishment</i>				
1370 <sup>(2)</sup> .....	10	602	83	7782
1375 <sup>(2)</sup> .....	12	709	103	9012
1380.....	95	3197	766	12337
1385.....	353	8857	2984	23870
1386.....	461	11176	4140	98031
1387.....	581	13453	5035	111583
1388.....	623	14623	5368	112795
<b>1389.....</b>	<b>32</b>	<b>862</b>	<b>471</b>	<b>1824</b>
<i>Cooperatives in operation</i>				
1370.....	641	178423	10646	408025
1375 <sup>(2)</sup> .....	854	205097	12712	437855
1380.....	1489	274212	20666	518062
1385 <sup>(3)</sup> .....	2084	299904	28186	713873
1386.....	2180	302628	29500	722537
1387.....	2249	304164	30911	727883
1388.....	2300	305399	31450	730895
<b>1389.....</b>	<b>2059</b>	<b>257358</b>	<b>31027</b>	<b>801529</b>

**10. 6. GENERAL CHARACTERISTICS OF COOPERATIVES SUPPLYING PRODUCERS  
REQUIREMENTS AT THE END OF THE YEAR (continued) (mln rials)**

Description	Number	Members	Employees	Capital
East Azarbayejan .....	159	17928	2080	16266
West Azarbayejan .....	49	4325	1120	151537
Ardebil .....	12	580	171	1312
Esfahan .....	178	22186	2398	95962
Ilam .....	17	408	78	8658
Bushehr .....	48	7767	573	8168
Tehran .....	254	35390	5167	295456
Chaharmahal & Bakhtiari .....	45	1832	681	1662
South Khorasan.....	19	1845	121	8346
Khorasan-e-Razavi.....	204	20650	1188	48848
North Khorasan.....	27	1679	179	1269
Khuzestan .....	46	5176	1485	4949
Zanjan .....	10	619	54	959
Semnan .....	45	1582	784	6582
Sistan & Baluchestan ...	95	8628	2592	2794
Fars .....	148	15343	2908	16322
Qazvin ...	22	3334	149	14009
Qom .....	21	2286	142	20888
Kordestan .....	36	2646	152	1423
Kerman .....	92	68655	609	11898
Kermanshah .....	38	1585	1704	698
Kohgiluyeh & Boyerahmad .....	1	7	7	11
Golestan .....	76	2340	590	8871
Gilan .....	40	2760	421	4095
Lorestan .....	41	1543	167	2288
Mazandaran .....	142	9443	2074	20697
Markazi .....	33	2607	115	2716
Hormozgan .....	75	5408	2631	2340
Hamedan .....	31	3353	306	2177
Yazd .....	55	5453	381	40328

1. Including cooperatives in operation, out of operation and under establishment.

2. Excluding services cooperatives.

3. Reduction in the number of cooperatives under establishment is due to changes in their status as in operation or out of operation.

Source: Ministry of Cooperatives.

**10. 7. GENERAL CHARACTERISTICS OF COOPERATIVES SUPPLYING CONSUMERS  
REQUIREMENTS AT THE END OF THE YEAR** (mln rials)

Description	Number	Members	Employees	Capital
<i>Registered cooperatives<sup>(1)</sup></i>				
1370 <sup>(2)</sup> .....	7578	5485355	79850	5327517
1375 <sup>(2)</sup> .....	8556	6079526	88940	6244688
1380 .....	9647	7453537	94861	7642911
1385.....	10486	7837758	100013	7769099
1386.....	10670	7857605	101716	7954869
1387.....	10843	7873379	102932	7967481
1388.....	10968	7892552	104155	7979341
<b>1389*</b> .....	<b>11056</b>	<b>7737439</b>	<b>179274</b>	<b>11386822</b>
<i>Cooperatives under establishment</i>				
1370 <sup>(2)</sup> .....	21	6033	91	4533
1375 <sup>(2)</sup> .....	21	6033	91	4533
1380 .....	33	10208	399	5183
1385.....	150	26299	1108	11817
1386.....	217	32417	1943	109268
1387.....	276	38752	2209	115963
1388.....	308	41653	2742	121419
<b>1389*</b> .....	<b>29</b>	<b>3105</b>	<b>396</b>	<b>2582</b>
<i>Cooperatives in operation</i>				
1370 .....	4206	4285639	72887	12407858
1375 <sup>(2)</sup> .....	4931	4791501	79972	13311274
1380 .....	5794	6052015	85109	15397452
1385.....	6421	6425123	89620	15511013
1386.....	6530	6438998	90409	15598908
1387.....	6640	6448483	91361	15604884
1388.....	6731	6504031	92035	15613150
<b>1389*</b> .....	<b>6243</b>	<b>5981870</b>	<b>161579</b>	<b>11029921</b>



**10. 7. GENERAL CHARACTERISTICS OF COOPERATIVES SUPPLYING CONSUMERS  
REQUIREMENTS AT THE END OF THE YEAR (continued) (mln rials)**

Description	Number	Members	Employees	Capital
East Azarbayejan .....	308	273171	3374	165284
West Azarbayejan .....	143	171516	1368	1062644
Ardebil .....	88	64068	380	16544
Esfahan .....	391	293250	12187	494105
Ilam .....	68	29629	515	6877
Bushehr .....	86	358019	364	17840
Tehran .....	1870	1173654	58092	840234
Chaharmahal & Bakhtiyari .....	78	23233	2462	1760013
South Khorasan.....	67	34577	297	19574
Khorasan-e-Razavi.....	477	428064	11696	1831583
North Khorasan.....	52	43774	366	6567
Khuzestan .....	181	688775	12305	63721
Zanjan .....	58	39250	792	29834
Semnan .....	78	15089	642	12859
Sistan & Baluchestan .....	193	128328	1653	694250
Fars .....	335	559020	5140	839768
Qazvin .....	62	46982	1786	18796
Qom .....	60	60400	461	22303
Kordestan .....	105	139439	1386	34191
Kerman .....	207	120292	1193	38302
Kermanshah .....	144	162880	1606	29387
Kohgiluyeh & Boyerahmad .....	63	22473	497	3502
Golestan .....	117	58543	3766	25244
Gilan .....	136	118468	5480	2027372
Lorestan .....	132	26651	776	9550
Mazandaran .....	283	484779	14050	789971
Markazi .....	92	54205	771	19183
Hormozgan .....	155	180390	1463	38226
Hamedan .....	112	134532	541	60099
Yazd .....	102	48419	16170	52098

1. Including cooperatives in operation, out of operation and under establishment.

2. Including cooperatives supplying services sector requirements.

Source: Ministry of Cooperatives.

**10. 8. GENERAL CHARACTERISTICS OF SERVICES COOPERATIVES AT THE END OF THE YEAR** (mln rials)

Description	Number	Members	Employees	Capital
<i>Registered cooperatives<sup>(1)</sup></i>				
1370 .....	603	25214	6075	26127
1375 .....	2359	80814	28838	257337
1380 .....	16721	339405	171622	1391322
1385.....	22644	513914	256017	1620357
1386.....	27999	582861	327705	5433225
1387.....	32172	632653	363838	5749698
1388.....	36458	685657	405548	5968704
<b>1389.....</b>	<b>40580</b>	<b>698449</b>	<b>438683</b>	<b>8710997</b>
<i>Cooperatives under establishment</i>				
1370 .....	4	46	28	1505
1375 .....	45	699	351	3414
1380 .....	455	10717	3779	31872
1385.....	4630	58858	69699	333663
1386.....	7116	85893	111649	3738082
1387.....	9198	111758	128641	3855053
1388.....	11249	142267	152561	3973380
<b>1389.....</b>	<b>6471</b>	<b>76304</b>	<b>57814</b>	<b>437723</b>
<i>Cooperatives in operation</i>				
1370 .....	194	20036	4464	24451
1375 .....	1097	59965	22486	224495
1380 .....	4349	155084	61560	622878
1385.....	12027	374932	139311	1038594
1386.....	14451	413701	165593	1411767
1387.....	16426	436793	183436	1608194
1388.....	18626	459013	201030	1711023
<b>1389.....</b>	<b>21350</b>	<b>448441</b>	<b>225480</b>	<b>7627740</b>

**10. 8. GENERAL CHARACTERISTICS OF SERVICES COOPERATIVES AT THE END OF  
THE YEAR (continued)**

Description	(mln rials)			
	Number	Members	Employees	Capital
East Azarbayejan .....	1386	30058	14106	154186
West Azarbayejan .....	592	13657	6190	48934
Ardebil .....	523	7935	4803	39752
Esfahan .....	896	13121	6637	130734
Ilam .....	338	2761	1905	17073
Bushehr .....	449	4174	4407	12320
Tehran .....	2254	71830	56941	543028
Chaharmahal & Bakhtiyari ..	429	3811	3307	14180
South Khorasan.....	295	3517	3214	6034
Khorasan-e-Razavi.....	1690	42079	14086	165017
North Khorasan .....	426	6328	2699	4679
Khuzestan .....	631	14009	8056	859454
Zanjan .....	377	15206	3627	50043
Semnan .....	225	2908	1854	26817
Sistan & Baluchestan .....	573	6603	8049	31515
Fars .....	1363	22059	11506	2462075
Qazvin .....	168	2093	3837	6840
Qom .....	262	4072	1975	21602
Kordestan .....	391	5085	2602	23371
Kerman .....	1045	11641	8116	325999
Kermanshah .....	646	7017	6166	26914
Kohgiluyeh & Boyerahmad.....	473	3723	3610	12549
Golestan . .....	907	85557	4251	62156
Gilan .....	648	7262	4490	49274
Lorestan .....	454	4644	4164	287451
Mazandaran .....	1654	26442	15020	97178
Markazi .....	431	4392	2408	24897
Hormozgan .....	838	8738	8196	39755
Hamedan .....	328	3554	4567	15203
Yazd .....	658	14165	4691	2068710

1. Including cooperatives in operation, out of operation and under establishment.

Source: Ministry of Cooperatives.

**10. 9. GENERAL CHARACTERISTICS OF DIFFERENT TYPES OF COOPERATIVES****UNIONS AT THE END OF THE YEAR****(mln rials)**

Description	Number	Member cooperatives	Employees	Capital cooperatives
<b><i>Registered cooperatives unions<sup>(1)</sup></i></b>				
1375 .....	246	7563	779	24461
1380.....	418	16378	2002	965539
1385.....	643	28307	6250	1148485
1386.....	682	27136	6235	282451
1387.....	830	32702	6672	691773
1388.....	850	29758	8300	1545366
<b>1389.....</b>	<b>980</b>	<b>42710</b>	<b>9263</b>	<b>1168988</b>
<b><i>Cooperatives unions under establishment</i></b>				
1375 .....	6	128	9	219
1380.....	45	535	355	973
1385.....	100	2495	827	33571
1386.....	129	13486	1983	12200
1387.....	146	7326	1009	21936
1388.....	59	1727	868	8562
<b>1389.....</b>	<b>11</b>	<b>98</b>	<b>69</b>	<b>425</b>
<b><i>Cooperatives unions in operation</i></b>				
1375 .....	189	6410	762	23013
1380.....	308	14776	1560	963201
1385.....	415	23862	4731	1110622
1386.....	442	24719	4510	1110551
1387.....	525	22999	4914	663470
1388.....	611	25231	6525	1530656
<b>1389.....</b>	<b>678</b>	<b>31319</b>	<b>6496</b>	<b>987731</b>
Agricultural <sup>(2)</sup> .....	118	2446	698	11537
Mining <sup>(2)</sup> .....	4	89	75	309
Hand-woven carpet.....	23	1184	130	5059
Housing <sup>(2)</sup> .....	257	16308	2577	21535
Manufacturing <sup>(2)</sup> .....	38	378	343	969
Producer's supply .....	41	2882	269	111476
Customer's supply ..	85	6243	1531	479177
Transportation <sup>(2)</sup> .....	32	685	154	318878
Services.....	68	741	414	35898
Construction .....	5	261	273	1052
Credit .....	7	102	32	1841

1. Including cooperatives in operation, out of operation and under establishment.

2. Detailed statistics of related cooperatives appear in Chapters of "Agriculture, forestry and fisheries", "Mining and Quarrying", "Manufacturing", "Construction and Housing" and "Transportation and Storage".

Source: Ministry of Cooperatives.

**10. 10. GENERAL CHARACTERISTICS OF RURAL COOPERATIVES AT THE END OF THE YEAR**  
(1000 persons-mln rials)

Year and Ostan	Number	Members	Capital	Legal reserves (mln rials)
1370.....	3102	4367	84385	27195
1375.....	2983	4411	212376	59845
1380.....	2947	4444	357404	140229
1385.....	2937	4570	544488	440765
1386.....	2941	4568	634904	484002
1387.....	2937	4531	1178082	605337
1388.....	2900	4512	1377102	641405
<b>1389.....</b>	<b>2864</b>	<b>4485</b>	<b>1421399</b>	<b>741693</b>
East Azarbayejan .....	181	196	63238	22157
West Azarbayejan .....	141	366	45176	20686
Ardebil .....	83	97	23067	10962
Esfahan .....	148	235	142803	22015
Ilam .....	39	44	15995	10276
Bushehr .....	32	73	25363	3715
Tehran .....	61	79	22674	47629
Chaharmahal & Bakhtiari .....	55	83	25724	6919
South Khorasan.....	48	92	23987	7718
Khorasan-e-Razavi.....	221	304	104279	67260
North Khorasan.....	60	64	21667	8525
Khuzestan .....	111	222	46136	103550
Zanjan .....	78	90	46797	36576
Semnan .....	38	41	6238	5194
Sistan & Baluchestan .....	72	299	42412	6782
Fars .....	188	346	76223	145715
Qazvin .....	48	66	18819	4949
Qom .....	11	13	8596	5131
Kordestan .....	95	169	61872	16228
Kerman .....	146	190	34626	13175
Kermanshah .....	111	143	35590	16986
Kohgiluyeh & Boyerahmad .....	28	72	12166	3266
Golestan .....	68	83	37736	56772
Gilan .....	162	288	31853	8538
Lorestan .....	135	101	23926	19920
Mazandaran .....	183	274	310528	26524
Markazi .....	94	84	32852	18615
Hormozgan .....	58	113	2539	4021
Hamedan .....	120	177	60620	12328
Yazd .....	49	81	17897	9561

Source: Central Organization of Rural Cooperatives.

**10. 11. GENERAL CHARACTERISTICS OF RURAL COOPERATIVES UNITS AT THE END OF THE YEAR** (mln rials)

Year and Ostan	Number	Members of cooperatives	Capital	Legal reserves
1370.....	191	3101	22338	16347
1375.....	232	2975	63608	48795
1380.....	255	3004	117504	141472
1385.....	278	3012	226301	341046
1386.....	287	3021	243411	379464
1387.....	292	3036	291155	446905
1388.....	296	3025	278504	508301
<b>1389.....</b>	<b>301</b>	<b>2997</b>	<b>299608</b>	<b>580438</b>
East Azarbayejan .....	16	187	9567	22945
West Azarbayejan ....	15	152	11144	16597
Ardebil .....	9	83	5078	10089
Esfahan .....	20	155	17694	48391
Ilam .....	5	38	2481	5079
Bushehr .....	4	32	1118	117
Tehran .....	11	63	2929	13743
Chaharmahal & Bakhtiari ..	5	63	6517	6243
South Khorasan.....	6	65	2337	5510
Khorasan-e-Razavi.....	23	234	26360	46422
North Khorasan.....	6	60	2657	10003
Khuzestan .....	17	121	18884	91687
Zanjan .....	4	83	48952	12156
Semnan .....	4	39	1754	6983
Sistan & Baluchestan .....	9	73	12666	9164
Fars .....	24	214	23152	95211
Qazvin .....	3	48	8735	5600
Qom .....	0	0	0	0
Kordestan .....	9	95	8812	10285
Kerman .....	14	154	7891	17807
Kermanshah .....	13	111	6092	17366
Kohgiluyeh & Boyerahmad .....	5	31	2383	5474
Golestan .....	10	75	8236	22598
Gilan .....	16	171	6354	14020
Lorestan .....	9	135	17614	8516
Mazandaran .....	13	188	13323	24441
Markazi .....	9	97	8557	28557
Hormozgan .....	7	67	2823	12291
Hamedan .....	8	120	6968	10617
Yazd .....	7	43	8530	2526

Source: Central Organization of Rural Cooperatives.

**10. 12. SELECTED COMMODITIES SUPPLIED BY RURAL CONSUMERS COOPERATIVES STORES**

Commodity	Unit	1370	1375	1380	1385	1386	1387	1388	1389
Sugar .....	1000tons	268	210	247	269	286	213	169	42
Wheat .....	1000tons	9	//	000	0	0	0	0	0
Flour .....	1000tons	180	185	2583	1834	2576	2503	2019	1563
Rice .....	1000tons	85	129	125	123	130	31	11	10
Vegetable oil .....	1000tons	122	115	116	107	116	128	101	54
Potatoes .....	Ton	27226	2074	000	0	0	0	0	0
Onions .....	Ton	5399	163	000	0	0	0	0	0
Grains .....	Ton	1727	2135	1871	1692	5293	2628	2070	3584
Dates .....	Ton	337	327	000	0	0	0	0	0
Soap .....	Thousand	59945	18666	4889	4910	5965	5078	3965	3049
Washing powder .....	1000 tons	37	13	7	9	8	7	5	4

Source: Central Organization of Rural Cooperatives.

**10. 13. WEIGHT OF SELECTED SURPLUS CROPS PURCHASED FROM FARMERS BY RURAL COOPERATIVES (ton)**

Crop	1370	1375	1380	1385	1386	1387	1388	1389
Wheat .....	3258350	4558928	4645301	3120200	2281198	309389	1426095	216218
Barley .....	447737	23457	31643	45849	72166	66730	233184	136861
Rice and paddy .....	5114	4599	92816	2058	16374	2906	11053	11007
Grains .....	11518	2506	288	2942	17184	2939	3383	3034
Cotton (lint) .....	1368	0	28967	6279	5764	4126	600	9370
Fruits, vegetables and summer crops .....	865194	2878	292809	3968	28897	55080	73932	51481
Citrus fruits .....	277	2274	12653	514	1119	4308	5763	5517
Dates.....	847	5227	19427	2034	3605	6348	2388	9877

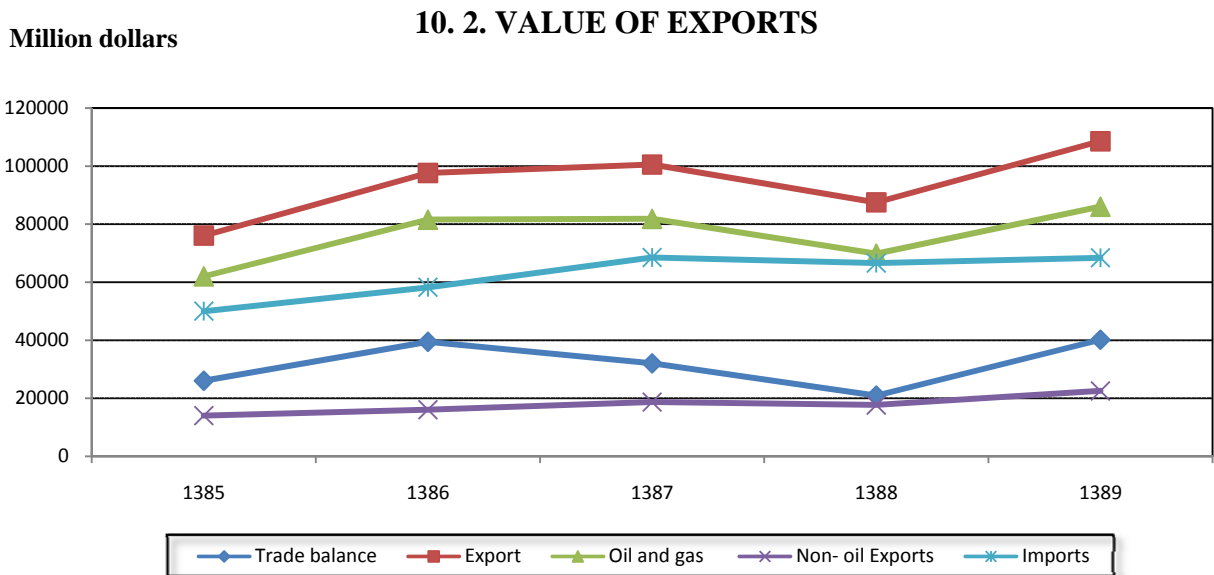
Source: Central Organization of Rural Cooperatives.

**10. 14. FOREIGN TRADE BALANCE**

(mln USD)

Description	1370	1375	1380	1385	1386	1387	1388	1389
Trade balance .....	-6529	7402	5775	26035	39428	32039	20936	40165
Exports .....	18661	22391	23904	76055	97668	100572	87534	108612
Oil & gas .....	16012	19271	19339	62011	81567	81855	69825	86052
Non-oil .....	2649	3120	4565	14044	16101	18717	17709	22560
Imports .....	25190	14989	18129	50020	58240	68533	66598	68446

Source: Central Bank of the Islamic Republic of Iran.



For data see Table 10. 14.



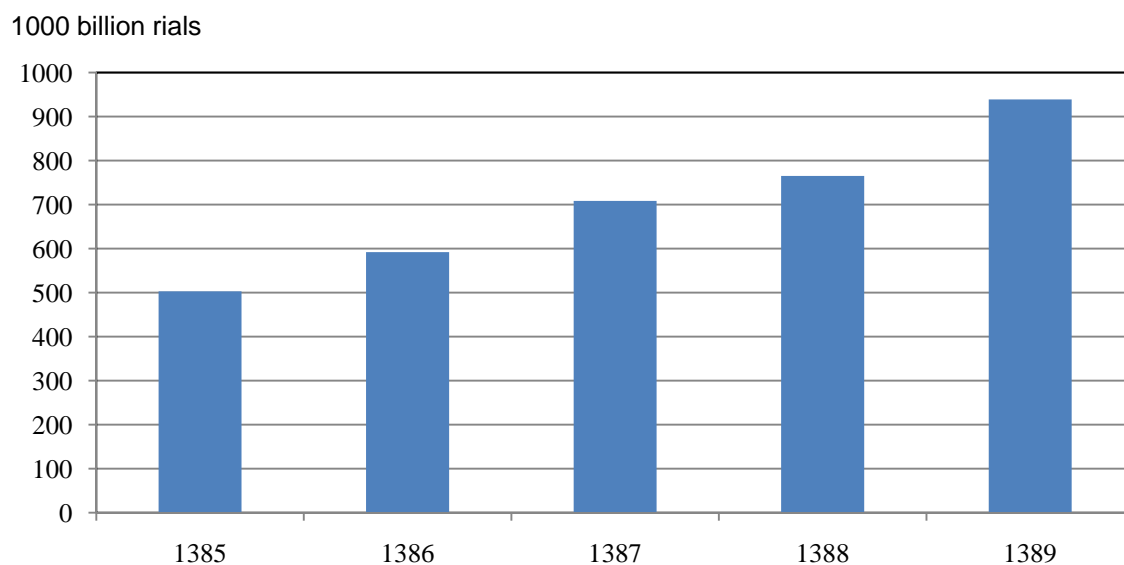
**10. 15. VALUE OF FOREIGN TRADE**

**(bln rials)**

Year	Trade volume	Imports	Non-oil exports
1370.....	2204	2026	178
1375.....	29373	23938	5435
1380.....	38348	30935	7413
1385.....	503065	383560	119505
1386.....	592121	449910	142211
1387.....	708332	533684	174648
1388.....	765264	547973	217291
<b>1389.....</b>	<b>938936</b>	<b>664702</b>	<b>274234</b>

Source: Iran Customs Administration.

**10. 3. VALUE OF FOREIGN TRADE EXCHANGE**



For data see Table 10. 15.

**10. 16. WEIGHT OF IMPORTS BY SECTIONS<sup>(1)</sup> OF CUSTOMS TARIFFS (ton)**

Description	1370	1375	1380	1385	1386	1387	1388	1389
<b>Total .....</b>	<b>23043907</b>	<b>21008954</b>	<b>27463961</b>	<b>43492007</b>	<b>41696059</b>	<b>44148038</b>	<b>51920670</b>	<b>45346011</b>
Section I. Live animals.....	275114	94815	48093	132376	185208	191395	259124	414300
Section II. Vegetable products ..	5785198	6510902	10733055	7670889	6682830	14086574	14131514	8638177
Section III. Animal or vegetable fats and oils .....	535416	945624	1011343	1257161	1235256	1036815	1171292	1453798
Section IV. Prepared foodstuffs, beverages .....	1253052	1666475	1806537	3750957	2709739	2713301	2836166	4373391
Section V. Mineral products.....	3746168	6172677	3899854	11224480	8549237	6675094	10901915	6741992
Section VI. Products of the chemical or allied industries.....	1839758	1238076	<sup>(2)</sup> 1882948	4355181	3017626	2244478	2360216	2488718
Section VII. Plastics and articles thereof .....	563150	297394	644083	1028608	1249574	1150145	1391260	1496790
Section VIII. Raw hides and skins, leather .....	4264	241	171	9530	17843	21246	18475	16556
Section IX. Wood and articles of wood .....	308880	45121	166511	774771	968056	934848	1201261	1422272
Section X. Pulp of wood or of other fibrous cellulosic material	526130	486334	562828	1026763	1160100	1066681	1315879	1244112
Section XI. Textiles and textile article.....	301655	189253	285999	493112	583320	485072	551246	529111
Section XII. Footwear, headgear	351	22	497	6700	7083	7180	8079	9030
Section XIII. Articles of stone, plaster .....	163436	65059	105268	390401	453734	560487	643819	728199
Section XIV. Natural or cultured pearls .....	901	875	8	4106	3463	2410	661	1807
Section XV. Base metals and articles .....	6262870	2829450	5479645	9443296	12705684	10681541	12834477	12994253
Section XVI. Machinery and mechanical appliances .....	1034348	367802	<sup>(2)</sup> 583951	1234405	1419579	1470349	1544486	1867249
Section XVII. Vehicles, aircraft	414889	90158	235110	336698	403156	454894	367348	452203
Section XVIII. Optical, photographic, cinematographic .	18418	5060	10163	28519	31834	36395	39922	36721
Section XIX. Arms and ammunition; parts .....	1663	000	000	000	000	000	000	3930
Section XX. Miscellaneous manufactured articles .....	8246	1586	6799	90192	122580	121662	134429	160403
Section XXI. Works of art, collectors pieces and antiques.....	0	0	0	231323	186652	202265	203849	272999
Not specified and not stated.....	0	2033	1125	2539	3505	5206	5252	0

1. See the introduction of this chapter for more information on the complete title of sections.

2. Revised figures.

Source: Iran Customs Administration.

**10. 17. VALUE OF IMPORTS BY SECTIONS<sup>(1)</sup> OF CUSTOMS TARIFFS** (mln rials)

Description	1370	1375	1380	1385	1386	1387	1388	1389
<b>Total</b> .....	<b>2026021</b>	<b>23938419</b>	<b>30934977</b>	<b>383560445</b>	<b>449909612</b>	<b>533683740</b>	<b>547972679</b>	<b>664702140</b>
Section I. Live animals.....	25520	354194	184596	2846578	4278513	6308740	7973190	15259886
Section II. Vegetable products .....	81194	2769637	2965626	17799317	21262641	53916640	50169292	40053955
Section III. Animal or vegetable fats and oils .....	24083	1057053	692909	6393522	9370728	11131675	9910193	15096642
Section IV. Prepared foodstuffs, beverages .....	41349	1180937	807833	17205982	13940912	15491161	16059528	23749068
Section V. Mineral products.....	38401	894494	1219824	51013813	43102214	45756288	58660166	42200130
Section VI. Products of the chemical or allied industries	167275	2737395	3290628	32963131	41002550	44709705	42862980	51074257
Section VII. Plastics and articles thereof .....	82271	1193994	1446012	17936096	24613546	24256110	25904200	32226952
Section VIII. Raw hides and skins, leather .....	1559	1086	1672	91318	176080	236576	254441	272416
Section IX. Wood and articles of wood .....	15594	32300	99791	2188090	4146608	4350290	5416559	6767609
Section X. Pulp of wood or of other fibrous cellulosic material .....	41063	969967	757403	8355255	11116140	11524051	11901465	14254855
Section XI. Textiles and textile articles.....	70446	868348	868861	8932079	11605793	10140284	10895548	12370128
Section XII. Footwear, headgear .....	179	851	1912	113363	160268	204746	239862	269598
Section XIII. Articles of stone, plaster .....	17940	206752	255963	3004395	4127738	4893307	4932488	5708562
Section XIV. Natural or cultured pearls .....	6251	1039150	6300	1397396	506326	488193	8143819	61709999
Section XV. Base metals and articles .....	341378	3457611	4143343	63850223	95057246	101102051	94922581	111658670
Section XVI. Machinery and mechanical appliances..	735793	5454934	10106004	101965729	109896525	124105949	132294964	153512202
Section XVII. Vehicles, aircraft .....	274170	1147710	3029529	18245821	24473472	32532468	27896257	31586712
Section XVIII. Optical, photographic, cinematographic .....	54933	523593	905994	7958889	9788354	17101264	14884818	13781885
Section XIX. Arms and ammunition; parts .....	1663	000	000	000	000	000	000	271759
Section XX. Miscellaneous manufactured articles .....	5302	47818	64199	1625806	2325679	2862709	3240959	4416466
Section XXI. Works of art, collectors pieces and antiques .....	0	0	0	18206558	18493201	21067605	20533750	28460389
Not specified and not stated	0	595	79158	1467084	465077	1503928	875619	0

1. See the introduction of this chapter for more information on the complete title of sections.

2. Revised figures.

Source: Iran Customs Administration.

**10. 18. VALUE OF IMPORTS BY COUNTRIES OF ORIGIN****(mln rials)**

Country and region	1370	1375	1380	1385	1386	1387	1388	1389
<i>Total</i> .....	<i>2026021</i>	<i>(1)23938419</i>	<i>30932841</i>	<i>383560445</i>	<i>449909612</i>	<i>533683739</i>	<i>547972678</i>	<i>664702138</i>
Asia <sup>(3)</sup> .....	568478	6433846	11911950	202187135	257426836	300841936	351822442	447435690
Azerbaijan .....	000	407683	36586	2592380	2994316	2235264	1704489	1147660
Armenia .....	000	55403	73419	252284	316486	207709	332545	415800
Afghanistan.....	2	10878	1297	81714	82984	106366	153748	122542
United Arab Emirates.....	95661	744895	2865883	85963678	106878580	128084735	160425043	218342452
Indonesia .....	6911	179920	161304	1579542	2488127	2827544	2633344	2249235
Iran (Free zones).....	×	765	11714	3451047	4894495	6688570	7304608	10578008
Bahrain .....	1982	93814	126813	1173746	915542	957300	505424	354615
Pakistan.....	12403	83127	107293	1556527	1435767	2703359	3798641	3937179
Thailand.....	7406	498031	188912	3308731	4460335	1915113	1666254	2758516
Taiwan .....	10298	126853	341634	3588258	4823222	4436931	4633599	4980577
Turkmenistan .....	000	10273	27977	2634362	1984383	3402008	3997927	1540475
Turkey .....	69633	468010	510087	8180425	11576758	14401789	20086853	41326716
China .....	19462	356505	1556402	25314458	39879813	46992083	48107730	59930765
Japan .....	9030	127659	1381727	8428326	12309061	12848597	14083036	16135683
Singapore .....	216935	1245451	278967	3693831	5344622	8474989	10073665	12048567
Iraq .....	0	24326	39835	326563	858625	627942	624882	480202
Saudi Arabia.....	3086	35459	388803	5490025	4656239	1628202	2258949	1926016
Oman .....	113	2306	4787	226846	781252	1359122	2339464	1609765
Kazakhstan .....	000	173100	473955	2577718	3166306	2831706	2204370	1277910
Qatar .....	3933	8161	16932	498872	530537	292473	690932	186478
Korea, Rep. of.....	49826	660849	1681167	17923247	22811165	29534287	34349723	37586513
Kuwait .....	2172	6163	19628	1546765	1682107	1119587	988233	1192143
Malaysia.....	2415	166596	331922	3386312	3916077	4324652	4618868	6295564
India .....	6321	395458	984171	13241148	13529086	17257086	17777540	13370508

**10. 18. VALUE OF IMPORTS BY COUNTRIES OF ORIGIN (continued) (mln rials)**

Country and region	1370	1375	1380	1385	1386	1387	1388	1389
Other Asian countries.....	50889	552161	300706	5170330	5110952	5584522	6462572	7641801
<b>Africa .....</b>	<b>7336</b>	<b>426715</b>	<b>296259</b>	<b>2821475</b>	<b>2282641</b>	<b>4768183</b>	<b>2404601</b>	<b>2791281</b>
<b>America .....</b>	<b>147376</b>	<b>3429081</b>	<b>3134262</b>	<b>11188289</b>	<b>10456360</b>	<b>20317542</b>	<b>14394770</b>	<b>11439117</b>
Brazil .....	49088	605041	1573202	7231893	5220040	5402847	6076218	6548363
Canada .....	29709	779846	671001	2265172	1381163	6592061	3085350	1382356
Other American countries .....	68579	2044194	890038	1691225	3855158	8322633	5233202	9473423
<b>Europe<sup>(3)</sup> .....</b>	<b>1266834</b>	<b>12593093</b>	<b>14752194</b>	<b>164039811</b>	<b>177423602</b>	<b>205378350</b>	<b>176468970</b>	<b>201270653</b>
Germany .....	410742	3558233	3171029	46650431	49485477	50986785	46437761	47331496
Austria.....	39602	299189	418913	7349645	9947190	10773071	7312195	7516311
Spain .....	56331	419880	540077	3624065	4311025	3993756	4575471	5145861
Ukraine .....	000	158893	194321	1291199	1361379	2435254	3365578	5656946
United Kingdom.....	94901	1171607	1169075	13241561	18601819	19364101	16373085	7539099
Italy .....	175729	1112388	1748140	15754902	17670138	18872374	18836033	18008641
Belgium .....	82707	1133581	772657	6115344	4978325	9563151	5647220	6637609
Denmark.....	16096	130049	152265	977244	1789053	1487199	1128640	1463282
Sweden .....	63755	217716	662096	5250156	4196519	6864763	5955994	8939086
Switzerland .....	54141	1420682	764188	21059385	25814502	33951515	21210805	38998003
Russian Federation.....	<sup>(4)</sup> 000	998515	1603496	6507682	8011264	13398500	10066810	12049161
France .....	70000	727740	1946421	20144967	17589955	18945181	16642243	20998553
Netherlands .....	56482	453355	607213	8404440	4987549	5078108	10821647	10657776
Other European countries .....	<sup>(4)</sup> 146348	791265	1002303	7668791	8679405	9664594	8095487	10328829
<b>Oceania .....</b>	<b>35998</b>	<b>1046733</b>	<b>838176</b>	<b>3323735</b>	<b>2320173</b>	<b>2377728</b>	<b>2881895</b>	<b>1765397</b>

1. Difference between the total and the parts to the sum of 8951 million rials relates to the value of commodities from different countries without customs declaration.

2. Difference between the total and the parts relates to the countries whose names are not specified.

3. Discrepancies between statistics related to Asia and Europe with the main source is due to revision made in the divisions used by the United Nations.

4. Figures related to the former Soviet Union Republics for the year 1370 appear in the Other European countries.

Source: Iran Customs Administration.

**10. 19. WEIGHT OF NON-OIL EXPORTS BY SECTIONS <sup>1)</sup> OF CUSTOMS TARIFFS (ton)**

Description	1370	1375	1380	1385	1386	1387	1388	1389
<b>Total .....</b>	<b>2864574</b>	<b>7041464</b>	<b>16214099</b>	<b>27765571</b>	<b>32117681</b>	<b>33252806</b>	<b>47501467</b>	<b>60197774</b>
Section I. Live animals ...	3566	20364	55451	147544	224993	254978	239992	310755
Section II. Vegetable products .....	912209	884345	1208301	2064112	2966995	2310757	2344781	3281370
Section III. Animal or vegetable fats and oils	839	3442	67476	97913	91500	74537	44318	50106
Section IV. Prepared foodstuffs, beverages .....	22831	339831	286716	847021	944816	688947	589291	598996
Section V. Mineral products.....	833417	3071786	9731639	14616912	16676743	17248740	28206838	37732341
Section VI. Products of the chemical or allied industries .....	684013	1560454	2347682	4027346	6752608	8581110	9547781	11618212
Section VII. Plastics and articles thereof .....	5500	166156	229043	776706	712600	1102846	2081998	2298066
Section VIII. Raw hides and skins, leather .....	17942	22541	24154	28095	29641	27685	24776	25613
Section IX. Wood and articles of wood .....	813	10302	30308	101363	76362	35086	12581	8354
Section X. Pulp of wood or of other fibrous cellulosic material.....	1790	3618	10449	79276	67873	46694	46631	72631
Section XI. Textiles and textile articles .....	35133	91365	100599	131550	119024	107822	116574	115082
Section XII. Footwear, headgear .....	466	20237	37110	21058	22219	18788	19464	17585
Section XIII. Articles of stone, plaster .....	59751	260388	403351	1271537	1298979	1331357	2001879	2052103
Section XIV. Natural or cultured pearls .....	6	5	3	9	9	7	491	182
Section XV. Base metals and articles .....	250940	549267	1614641	3344913	1864585	1187129	1944191	1700526
Section XVI. Machinery and mechanical appliances.....	6957	11452	28109	110686	125879	121739	158620	164649
Section XVII. Vehicles, aircraft .....	27612	7929	22855	82788	122028	95131	104943	124617
Section XVIII. Optical, photographic, cinematographic .....	35	566	540	2427	2439	1622	1385	892
Section XIX. Arms and ammunition; parts ..	000	000	000	000	000	000	000	43
Section XX. Miscellaneous manufactured articles....	752	16285	12671	12544	11156	8710	11883	13232
Section XXI. Works of art, collectors apices and antiques.....	3	30	48	437	6546	8402	2918	12419
Not specified and not stated .....	0	1101	4207	1334	687	719	132	0

1. See the introduction of this chapter for more information on the complete title of sections.

Source: Iran Customs Administration.

**10. 20. VALUE OF NON-OIL EXPORTS BY SECTIONS<sup>(1)</sup> OF CUSTOMS TARIFFS (mln rials)**

Description	1370	1375	1380	1385	1386	1387	1388	1389
<b>Total .....</b>	<b>177978</b>	<b>5434917</b>	<b>7412797</b>	<b>119505142</b>	<b>142210639</b>	<b>174647749</b>	<b>217291433</b>	<b>274233763</b>
Section I. Live animals .....	2090	114373	116755	2336963	3549009	4931788	4651045	5883821
Section II. Vegetable products	40363	1228078	1338050	18092044	22407030	19482313	27967409	37060871
Section III. Animal or vegetable fats and oils .....	38	3308	80754	734600	701387	922312	778171	910199
Section IV. Prepared foodstuffs, beverages.....	3626	441180	254080	4997563	6026394	6716986	10049811	10555669
Section V. Mineral products....	6144	427367	1344546	25019475	31595871	42067294	54230400	72085345
Section VI. Products of the chemical or allied industries ....	6167	472218	763586	12959039	26102051	41977546	35833413	48316687
Section VII. Plastics and articles thereof .....	625	200071	282478	8320275	8292527	13888223	23442400	30260711
Section VIII. Raw hides and skins, leather .....	5578	176788	156956	1152979	1138119	1632600	1578807	1620656
Section IX. Wood and articles of wood .....	48	7239	16798	401447	300904	174381	217165	233648
Section X. Pulp of wood or of other fibrous cellulosic material.....	178	9481	18709	541926	504022	514700	551832	694177
Section XI. Textiles and textile articles.....	81967	1551167	1532674	8419630	7954894	9201320	11660907	11917451
Section XII. Footwear, headgear .....	477	108625	168782	780024	821541	894388	1268626	1289392
Section XIII. Articles of stone, plaster .....	912	69168	192812	3457722	3451698	4347851	5897152	6796017
Section XIV. Natural or cultured pearls .....	122	179	2723	734829	410056	655690	1932470	2867236
Section XV. Base metals and articles .....	24328	470591	723606	22537449	17570160	14825829	21182473	24886876
Section XVI. Machinery and mechanical appliances.....	3624	51530	168335	3837603	4428855	6516921	9374950	10447436
Section XVII. Vehicles, aircraft.....	1461	36766	153253	3599532	5878146	4647306	5756907	6872267
Section XVIII. Optical, photographic, cinematographic.....	53	5557	6274	120130	139831	232515	232461	251877
Section XIX. Arms and ammunition; parts .....	000	000	000	000	000	000	000	10747
Section XX. Miscellaneous manufactured articles .....	172	57046	59450	425587	352937	279741	504286	531935
Section XXI. Works of art, collectors pieces and antiques	5	280	339	23616	460622	584138	161004	740745
Not specified and not state .....	0	3907	31833	1015408	124582	153907	19744	0

1. See the introduction of this chapter for more information on the complete title of sections.

Source: Iran Customs Administration.

**10. 21. VALUE OF NON-OIL EXPORTS BY COUNTRIES OF DESTINATION (mln rials)**

Country and region	1370	1375	1380	1385	1386	1387	1388	1389
<i>Total</i> .....	<i>177978</i>	<i><sup>(1)</sup>5434990</i>	<i><sup>(2,3)</sup>7412797</i>	<i>119505142</i>	<i>142210639</i>	<i>174647749</i>	<i>217291432</i>	<i>274233768</i>
<i>Asia</i> <sup>(3)</sup> .....	<i>68284</i>	<i>3004543</i>	<i>5183961</i>	<i>94519752</i>	<i>114631119</i>	<i>143291359</i>	<i>185200881</i>	<i>240384950</i>
Azerbaijan.....	000	331614	550322	3416091	3250575	3538161	3709979	3883699
Armenia ....	000	92438	92159	1369660	1059927	1419956	1032606	1169053
Afghanistan.....	122	41783	91134	4740910	5041838	6076943	10389382	14259022
United Arab Emirates ...	26172	448843	1125223	15889150	20118457	22058121	29118270	34449540
Indonesia.....	401	23501	74028	581978	1912096	3025172	3662758	6289676
Iran (Free zones)..	×	938170	<sup>(3)</sup> 1932866	22581697	27072391	46118352	44203016	1915854
Bahrain .....	1170	7264	27985	473436	365074	530713	248423	291310
Pakistan.....	1769	58165	152662	2863469	2542009	2826239	4322844	5691199
Thailand.....	1	68977	76854	177871	428501	1096819	705446	887413
Taiwan .....	163	101781	93381	1157551	1907283	3570145	1835040	4385131
Turkmenistan .....	000	218946	132519	1324842	1756763	2403972	3550958	4295098
Turkey.....	21609	234196	102175	2997931	5255643	5012402	5895751	10922821
China .....	1184	128796	310808	9679116	11548011	19468281	31033074	47209996
Japan .....	306	173553	418743	6106113	8604865	5565380	3575787	4589192
Singapore.....	4613	21057	76475	835803	481002	922608	1102415	1918212
Iraq .....	0	0	254764	15795594	17107002	26568686	45243097	46897577
Saudi Arabia. ....	268	67423	<sup>(3)</sup> 118637	3228162	2887334	3674804	1758808	829489
Oman .....	96	10641	12641	575138	1180557	681261	791986	1112092
Kazakhstan.....	000	78871	59487	667949	730339	663729	573208	708546
Qatar .....	1291	16247	111115	822924	804122	867958	652190	763487
Korea, Rep. of.....	768	138338	87280	2122782	5113863	7726044	5382471	5924374
Kuwait .....	3214	63624	185974	2560566	2958444	1269872	1369859	977211
Malaysia.....	65	17102	27196	333206	291992	1767276	969374	1040504
India .....	1902	210568	328204	7688932	7776653	10976756	12547194	18794268



**10. 21. VALUE OF NON-OIL EXPORTS BY COUNTRIES OF DESTINATION (continued)****(mln rials)**

Country and region	1370	1375	1380	1385	1386	1387	1388	1389
Other Asian countries...	3170	2401729	4253428	76520093	92887815	115663660	161155792	21180186
<b>Africa</b> .....	<b>1039</b>	<b>46831</b>	<b>151068</b>	<b>2721744</b>	<b>2637911</b>	<b>2625958</b>	<b>3274640</b>	<b>4801740</b>
<b>America</b> .....	<b>2453</b>	<b>94114</b>	<b>275030</b>	<b>2511575</b>	<b>2202593</b>	<b>5560501</b>	<b>2686649</b>	<b>2772836</b>
Brazil .....	223	20656	7070	239522	94549	520498	400515	586749
Canada .....	2009	64176	44086	336815	321261	283032	364454	399134
Other American countries .....	221	9283	223874	1935238	1786783	4756971	1921680	1952219
<b>Europe<sup>(4)</sup></b> .....	<b>105819</b>	<b>2270300</b>	<b>1781373</b>	<b>19543164</b>	<b>22547195</b>	<b>22438484</b>	<b>25643090</b>	<b>25126084</b>
Germany .....	51403	997715	548401	3300581	3474121	3056564	3471423	3598012
Austria.....	2000	58407	17027	102329	145640	114883	128566	136584
Spain .....	1940	67595	136899	1476059	2172991	1667900	1675216	1832905
Ukraine .....	000	169235	249856	633129	961216	746145	445130	550864
United Kingdom.....	6933	56282	46530	712599	989447	564412	432376	503098
Italy .....	14174	359454	336127	5933385	4853637	3083114	4324441	3493047
Belgium.....	2726	49993	49110	1672380	2068183	3891963	5050784	4522353
Denmark.....	454	17152	15961	86721	88118	61433	71684	117464
Sweden .....	740	12402	15675	115798	121851	139533	162699	222256
Switzerland .....	12888	124141	44027	183811	174187	193571	245658	236365
Russian Federation .....	<sup>(4)</sup> 000	85581	103424	2657361	3411103	3401943	3307099	3414403
France .....	4201	94287	104014	580791	567196	626691	534181	610013
Netherlands .....	1968	86153	22764	947485	2177971	3278842	2953623	2932795
Other European countries .....	<sup>(4)</sup> 6392	87740	84330	1140734	1341532	1611491	2840210	2955925
<b>Oceania</b> .....	<b>383</b>	<b>19129</b>	<b>21364</b>	<b>208906</b>	<b>191820</b>	<b>731447</b>	<b>486173</b>	<b>1148158</b>

1. Difference between the total and the parts to the sums of 3131 and 7096 million rials relates to the value of commodities from different countries without customs declaration.

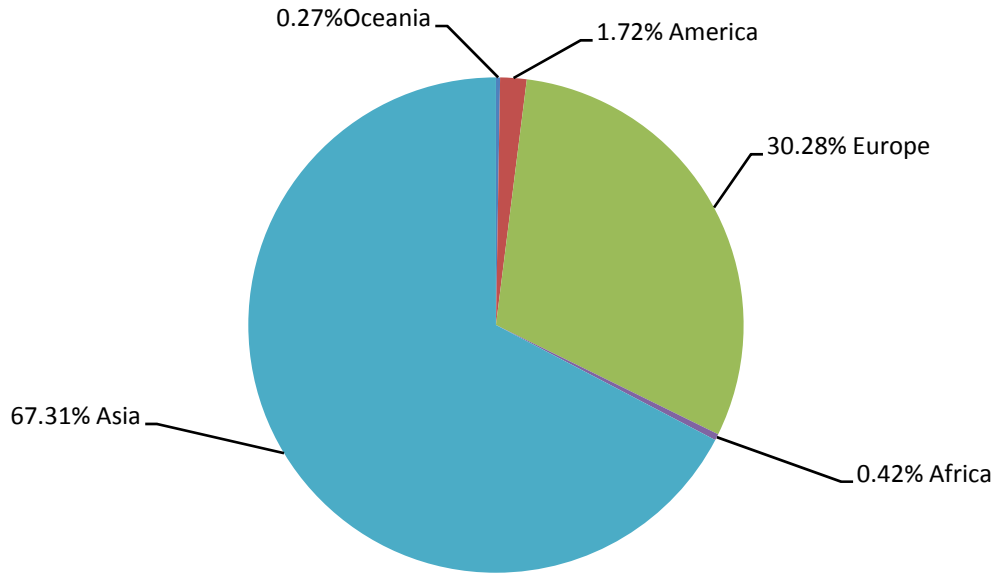
2. Difference between the total and the parts relates to the countries whose names are not specified.

3. Discrepancies between statistics related to Asia and Europe with the main source is due to revision made in the divisions used by the United Nations.

4. Figures related to the former Soviet Union Republics for the year 1370 appear in other European countries.

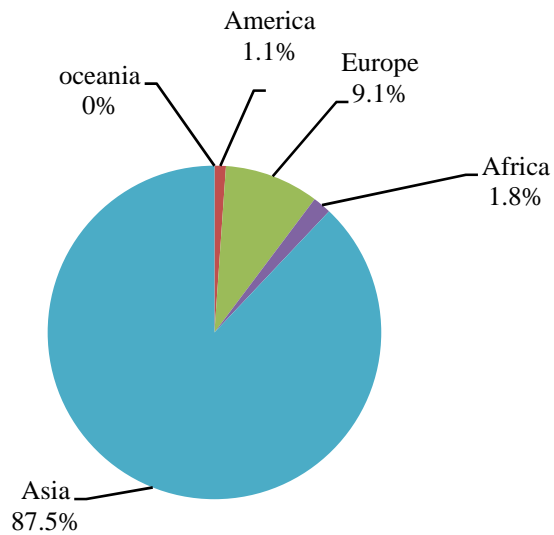
Source: Iran Customs Administration.

**10. 4. PERCENT OF THE VALUE OF IMPORTS BY CONTINENTS OF ORIGIN, 1389**



For data see Table 10. 18.

**10. 5. PERCENT OF THE VALUE OF NON-OIL EXPORTS BY CONTINENTS OF DESTINATION, 1389**



For data see Table 10. 21.

**10. 22. WEIGHT AND VALUE OF IMPORTS AND EXPORTS BY SECTIONS<sup>(1)</sup> AND CHAPTERS OF CUSTOMS TARIFFS, 1389** (ton; mln rials)

Section and chapter <sup>(2)</sup>	Imports		Non-oil exports	
	Weight	Value	Weight	Value
<b>Total</b> .....	<b>45346015</b>	<b>664702138</b>	<b>60197775</b>	<b>274233768</b>
<b>SECTION I</b> .....	414300	15259886	310755	5883821
1. Live animals .....	12446	552756	1951	95334
2. Meat and edible meat offal.....	245584	10133841	31166	335018
3. Fish, crustaceans and molluscs and other aquatic invertebrates .....	75484	782706	41170	1460492
4. Dairy products; birds' eggs; natural honey; edible products of animal origin, not elsewhere specified or included .....	78581	3634618	233987	3437911
5. Products of animal origin, not elsewhere specified or included .....	2205	155964	2481	555065
<b>SECTION II</b> .....	8638177	40053955	3281370	37060871
6. Live trees and other plants; bulbs, roots and the like; cut flowers and ornamental foliage .....	1978	80356	7204	262231
7. Edible vegetables and certain roots and tubers ....	178516	1122195	1138928	7190244
8. Edible fruit and nuts; peel of citrus fruit or melons .....	992828	6433039	1284615	22711982
9. Coffee, tea, mate and spices .....	86482	2148491	43490	4221304
10. Cereals .....	6275857	23328660	573696	1594948
11. Products of the milling industry; malt; starches; inulin; wheat gluten .....	16225	127559	151705	362344
12. Oil seeds and oleaginous fruits; miscellaneous grains, seeds and fruit, industrial or medicinal plants; straw and fodder .....	1070186	6462916	54419	215367
13. Lac; gums, resins and other vegetable saps and extracts .	13085	325793	6307	419027
14. Vegetable plaiting materials; vegetable products not elsewhere specified or included .....	3019	24945	21006	83423
<b>SECTION III</b> . . . . .	1453798	15096642	50106	910199
15. Animal and vegetable fats and oils and their cleavage products; prepared edible fats; animal or vegetable waxes .....	1453798	15096642	50106	910199
<b>SECTION IV</b> .....	4373391	23749068	598996	10555669
16. Preparations of meat, of fish or of crustaceans, molluscs or of other aquatic invertebrates .....	3923	70968	2932	207780
17. Sugars and sugar confectionery . . . . .	1808459	7602517	103947	1774744
18. Cocoa and cocoa preparations .....	22352	874823	10493	643121
19. Preparations' of cereals, flour, starch; or milk pastry cookies and products .....	5228	138244	178337	3571423
20. Preparations of vegetables, fruit, or other parts of plants....	87208	721642	195779	2818607
21. Miscellaneous edible preparations .....	42773	2263905	58949	1282596
22. Beverages, spirits and vinegar .....	60238	373790	31472	159852
23. Residues and waste from the food industries; prepared animal fodder .....	2316819	9967764	16052	78050
24. Tobacco .....	26391	1735417	1034	19497
<b>SECTION V</b> .....	6741992	42200130	37732341	72085345
25. Salt; sulphur; earths and stone; plastering materials, lime and cement .....	342125	1244905	11449693	8183688

**10. 22. WEIGHT AND VALUE OF IMPORTS AND EXPORTS BY SECTIONS<sup>(1)</sup> AND CHAPTERS OF CUSTOMS TARIFFS, 1389 (continued) (ton; mln rials)**

Section and chapter <sup>(2)</sup>	Imports		Non-oil exports	
	Weight	Value	Weight	Value
26. Ores, slag and ash .....	447810	989793	18819194	13412174
27. Mineral fuels, mineral oils and products of their distillation; bituminous substances; mineral waxes .....	5952057	39965431	7463454	50489483
<b>SECTION VI (3)</b> .....	2488718	51074257	11618212	48316687
28. Inorganic chemicals; organic or inorganic compounds of precious metals, of rare-earth metals, of radioactive elements or of isotopes .....	467537	3968447	2849210	6689604
29. Organic chemicals .....	418906	12297472	6375357	29044865
30. Pharmaceutical products .....	11933	13905627	10922	1242269
31. Fertilizers .....	1075455	5446463	1685049	4707817
32. Tanning or dyeing extracts; tannins and their derivatives; dyes, pigments and other colouring matter; paints and varnishes; putty and other mastics; inks .....	118574	3287876	51433	964954
33. Essential oils and resinoids; perfumery, cosmetic or toilet preparations .....	37425	2171987	12900	372300
34. Soap, organic surface-active agents, washing preparations, lubricating preparations, artificial waxes, prepared waxes, polishing or scouring preparations, candles and similar articles, modelling pastes, "dental waxes" and dental preparations with a basis of plaster .....	43270	1027911	220861	1642970
35. Albuminoidal substances; modified starches, glues, enzymes.....	28573	976661	14211	372077
36. Explosives; pyrotechnic products; matches; .....	885	58552	257	6195
37. Photographic or cinematographic goods .....	8660	779183	17	739
38. Miscellaneous chemical products .....	277500	7154077	397996	3272896
<b>SECTION VII</b> .....	1496790	32226952	2298066	30260711
39. Plastics and articles thereof .....	1234118	23903204	2257532	29529514
40. Rubber and articles thereof .....	262671	8323748	40535	731197
<b>SECTION VIII</b> .....	16556	272416	25613	1620656
41. Raw hides and skins (other than fur skins) and.....	1413	13604	25190	1570160
42. Articles of leather; saddlery and harness; travel goods, handbags and similar containers; articles of animal gut (other than silk-worm gut).....	15121	257346	368	47670
43. Fur skins and artificial fur; manufactures thereof .....	23	1466	55	2826
<b>SECTION IX</b> .....	1422272	6767609	8354	233648
44. Wood and articles of wood; wood charcoal .....	1420312	6731552	6891	202189
45. Cork and articles of cork .....	258	9611	1	3
46. Manufactures of straw, of esparto and of other plaiting.....	1701	26446	1462	31456
<b>SECTION X</b> .....	1244112	14254855	72631	694177
47. Pulp of wood or of other fibrous cellulosic material waste and scrap of paper or paperboard .....	104242	1328062	45019	170545
48. Paper and paperboard; articles of paper pulp, of paper or of paperboard .....	1136338	12657619	24917	244238

**10. 22. WEIGHT AND VALUE OF IMPORTS AND EXPORTS BY SECTIONS<sup>(1)</sup> AND CHAPTERS OF CUSTOMS TARIFFS, 1389 (continued) (ton; mln rials)**

Section and chapter <sup>(2)</sup>	Imports		Non-oil exports	
	Weight	Value	Weight	Value
49. Printed books, newspapers, pictures and other products of the printing industry; manuscripts, typescripts and plans .....	3532	269175	2695	279393
<b>SECTION XI</b> .....	529111	12370128	115082	11917451
50. Silk .....	468	30100	116	4825
51. Wool, fine or coarse animal hair; horsehair yarn and woven fabric .....	5307	348850	6344	391144
52. Cotton .....	55815	1132287	2298	76823
53. Other vegetable textile fibres; paper yarn and woven fabrics of paper yarn .....	70609	863910	354	6815
54. Man-made filaments .....	89909	2268375	1953	57785
55. Man-made staple fibres .....	225301	5336182	7935	215519
56. Wadding, felt and nonwovens; special yarns; twine, cordage, ropes and cables and articles thereof .....	12060	345570	9557	263567
57. Carpets and other textile floor coverings .....	8361	211931	53364	9008171
58. Special woven fabrics; tufted textile fabrics; lace; tapestries; trimmings; embroidery .....	11906	470423	2792	210543
59. Impregnated, coated, covered or laminated textile fabrics; textile articles of a kind suitable for industrial use .....	40681	1004310	1007	58083
60. Knitted or crocheted fabrics .....	470	16830	11	850
61. Articles of apparel and clothing accessories, knitted or crocheted .....	1020	78033	4760	670632
62. Articles of apparel and clothing accessories, not knitted or crocheted .....	1412	128032	1834	357705
63. Other made up textile articles; sets; worn clothing and worn textile articles; rags .....	5791	135296	22757	594986
<b>SECTION XII</b> .....	9030	269598	17585	1289392
64. Footwear, gaiters and the like; parts of such articles .....	3304	124605	17464	1274778
65. Headgear and parts thereof.....	1343	30324	92	13925
66. Umbrellas, sun umbrellas, walking-sticks, seat-sticks, whips, riding-crops and parts thereof.....	1098	16375	5	97
67. Prepared feathers and down and articles made of feathers or of down; artificial flowers; articles of human hair .....	3285	98294	25	592
<b>SECTION XIII</b> .....	728200	5708562	2052103	6796017
68. Articles of stone, plaster, cement, asbeston, mica or similar materials .....	269638	1361262	376655	1196118
69. Ceramic products .....	238308	1628495	1378061	4042060
70. Glass and glassware .....	220254	2718805	297387	1557839
<b>SECTION XIV</b> .....	1807	61709999	182	2867237
71. Natural or cultured pearls, precious or semi- precious stones, precious metals, metals clad with precious metal and articles thereof; imitation jewellery; coin .....	1807	61709999	182	2867237
<b>SECTION XV</b> .....	12994253	111658670	1700526	24886876
72. Iron and steel .....	11737085	84555916	966914	6381643
73. Articles of iron or steel .....	859737	16693293	264775	4082320

**10. 22. WEIGHT AND VALUE OF IMPORTS AND EXPORTS BY SECTIONS<sup>(1)</sup> AND CHAPTERS OF CUSTOMS TARIFFS, 1389 (continued) (ton; mln rials)**

Section and chapter <sup>(2)</sup>	Imports		Non-oil exports	
	Weight	Value	Weight	Value
74. Copper and articles thereof .....	11187	581585	174147	7731271
75. Nickel and articles thereof .....	1334	328536	11	205
76. Aluminium and articles thereof .....	251844	6176335	179484	4126090
78. Lead and articles thereof .....	2968	46919	41565	943935
79. Zinc and articles thereof .....	9612	201249	68702	1476287
80. Tin and articles thereof .....	923	166126	0	13
81. Other base metals; cermet; articles thereof .....	1479	113860	15	148
82. Tools, implements; cutlery, spoons and forks of base metal; parts thereof .....	35194	1415270	1177	40406
83. Miscellaneous articles of base metal .....	82890	1379579	3736	104559
<b>SECTION XVI</b> .....	1867249	153512202	164649	10447437
84. Nuclear reactors, boilers, machinery and mechanical appliances; parts thereof .....	1388067	120973253	127664	7155426
85. Electrical machinery and equipment and parts thereof; sound recorders and reproducers, television image and sound recorders and reproducers, and parts and accessories of such articles .....	479182	32538949	36985	3292011
<b>SECTION XVII<sup>(3)</sup></b> .....	452203	31586712	124617	6872267
86. Railway or tramway locomotives, rolling-stock and parts thereof; railway or tramway track fixtures and fittings and parts mechanical (including electro-mechanical ) traffic signalling equipment of all kinds.....	34294	3935365	307	5320
87. Vehicles other than railway or tramway rolling - stock, and parts and accessories thereof.....	403621	25772422	111661	6086927
88. Aircraft, spacecraft, and parts thereof .....	681	1613610	17	6036
89. Ships, boats and floating structures.....	13606	265315	12632	773984
<b>SECTION XVIII</b> .....	36721	13781885	892	251878
90. Optical, photographic, cinematographic, measuring, checking, precision, medical or surgical instruments and apparatus; parts and thereof accessories .....	28901	12977271	572	238532
91. Clocks and watches and parts thereof .....	6380	753411	208	8034
92. Musical instruments; parts and accessories of such articles.....	1440	51203	112	5312
<b>SECTION XIX.</b> .....	3931	271759	43	10747
93. Arms and ammunition; parts and accessories thereof .....	3931	271759	43	10747
<b>SECTION XX.</b> .....	160404	4416466	13232	531935
94. Furniture; bedding, mattresses, mattress supports, cushions and similar stuffed furnishings; lamps and lighting fittings, not elsewhere specified or included; illuminated signs, illuminated name plates and the like; prefabricated buildings .....	85019	2310871	10635	451106
95. Toys, games and sports requisites; parts and accessories, thereof .....	50499	1417935	1869	45320
96. Miscellaneous manufactured articles ... ..	24885	687660	729	35510
<b>SECTION XXI .</b> .....	272999	28460389	12419	740745
97. Works of art, collectors' pieces and antiques .....	167	3881	30	22098
98. Unassembled C.K.D. articles of road construction machinery, cars and other machinery.....	272832	28456508	12389	718647
Not specified and not stated .....	0	0	0	0

1. See introduction of this chapter for more information on the complete title of sections.

2. Chapters 77 and 99 have been designed for future classification needs.

3. Difference between the total and the parts relates to the items whose figures are not available separately.

Source: Iran Customs Administration.

### 10. 23. PUBLIC ACCOMMODATIONS AND ESTABLISHMENTS SERVING FOODS AND BEVERAGES BY INDUSTRY AND NUMBER OF WORKERS, 1381

Industry	Total	1 worker	2 workers	3-5 workers	6-9 workers	10-49 workers	50-99 workers	100+ workers	Not stated
<b>Total</b> .....	<b>74688</b>	<b>42248</b>	<b>18172</b>	<b>10720</b>	<b>1971</b>	<b>1437</b>	<b>71</b>	<b>38</b>	<b>31</b>
Public accommodations .....	6062	1666	1509	1703	496	582	53	31	22
Hotels, apartment hotels, motels, inns and tourism complexes.....	921	66	83	260	164	285	35	26	2
Boarding houses, pilgrims houses, and youth accommodations .....	2799	880	922	757	127	96	6	1	10
School and university dormitories .....	1730	461	380	565	161	146	9	3	5
Dormitories and camping sites affiliated to organizations, departments and corporations.....	606	256	123	120	44	55	3	0	5
Others .....	6	3	1	1	0	0	0	1	0
Establishments serving foods and beverages .....	68626	40582	16663	9017	1475	855	18	7	9
Restaurants and canteens ...	10946	2333	2930	3868	1044	741	14	7	9
Places serving Kabab, Beryani, Halim and/or Aash	9979	5484	3038	1357	84	16	0	0	0
Sandwich stands and fast foods and/or snack serving places .....	22318	14468	5477	2065	245	62	1	0	0
Cafes and tea houses ....	16329	12897	2598	776	43	15	0	0	0
Places serving edible offals such as livers, guts and kidneys.....	2055	1375	535	139	3	3	0	0	0
Places serving edible offals such as sheep's head and trotters as well as tripe ....	2214	1145	748	303	13	4	1	0	0
Refreshment stands .....	3854	2178	1172	459	34	10	1	0	0
Places serving other foods not classified .....	911	702	162	41	4	1	1	0	0
Restaurants affiliated to govt. and non-govt. organizations and agencies..	20	0	3	9	5	3	0	0	0

Source: Statistical Centre of Iran.

### 10. 24. PUBLIC ACCOMMODATIONS AND ESTABLISHMENTS SERVING FOODS AND BEVERAGES IN URBAN AND RURAL AREAS, 1381

Ostan	Total			Public accommodations			Establishments serving foods and beverages		
	Total country	Urban	Rural	Total country	Urban	Rural	Total country	Urban	Rural
<b>Total.....</b>	<b>74688</b>	<b>60356</b>	<b>14332</b>	<b>6062</b>	<b>5280</b>	<b>782</b>	<b>68626</b>	<b>55076</b>	<b>13550</b>
East Azarbayejan...	5196	4323	873	229	202	27	4967	4121	846
West Azarbayejan	3750	2999	751	178	155	23	3572	2844	728
Ardebil .....	2492	1759	733	244	200	44	2248	1559	689
Esfahan .....	4311	3839	472	236	212	24	4075	3627	448
Ilam .....	529	472	57	60	47	13	469	425	44
Bushehr .....	677	572	105	94	65	29	583	507	76
Tehran .....	14114	13144	970	491	464	27	13623	12680	943
Chaharmahal & Bakhtiyari .....	436	387	49	32	29	3	404	358	46
South Khorasan .....	345	281	64	95	64	31	250	217	33
Khorasan-e-Razavi	5539	5076	463	1399	1338	61	4140	3738	402
North Khorasan .....	523	469	54	37	32	5	486	437	49
Khuzestan .....	3426	2965	461	285	258	27	3141	2707	434
Zanjan .....	885	749	136	111	94	17	774	655	119
Semnan .....	458	387	71	80	72	8	378	315	63
Sistan & Baluchestan .....	969	862	107	174	143	31	795	719	76
Fars .....	3070	2616	454	407	380	27	2663	2236	427
Qazvin .....	1018	820	198	69	54	15	949	766	183
Qom .....	1481	1400	81	113	109	4	1368	1291	77
Kordestan .....	1503	1293	210	124	89	35	1379	1204	175
Kerman .....	1855	1665	190	206	184	22	1649	1481	168
Kermanshah .....	1742	1626	116	107	103	4	1635	1523	112
Kohgiluyeh & Boyerahmad .....	436	399	37	51	49	2	385	350	35
Golestan .....	1124	964	160	64	54	10	1060	910	150
Gilan .....	10162	4343	5819	240	172	68	9922	4171	5751
Lorestan .....	1126	987	139	110	90	20	1016	897	119
Mazandaran .....	3563	2535	1028	349	200	149	3214	2335	879
Markazi .....	1028	916	112	92	78	14	936	838	98
Hormozgan .....	980	774	206	209	194	15	771	580	191
Hamedan .....	1193	1068	125	96	84	12	1097	984	113
Yazd .....	757	666	91	80	65	15	677	601	76

Source: Statistical Centre of Iran.



### 10. 25. PUBLIC ACCOMMODATIONS AND ESTABLISHMENTS SERVING FOODS AND BEVERAGES BY NUMBER OF WORKERS AND OSTAN, 1381

Ostan	Total	1 worker	2 workers	3-5 workers	6-9 workers	10-49 workers	50-99 workers	100+ workers	Not stated
<b>Total country .....</b>	<b>74688</b>	<b>42248</b>	<b>18172</b>	<b>10720</b>	<b>1971</b>	<b>1437</b>	<b>71</b>	<b>38</b>	<b>31</b>
East Azarbayejan .....	5196	3409	1087	593	63	40	2	2	0
West Azarbayejan .....	3750	2530	806	362	33	19	0	0	0
Ardebil .....	2492	1608	591	255	25	12	1	0	0
Esfahan .....	4311	2085	1186	818	124	90	3	5	0
Ilam .....	529	352	134	31	7	5	0	0	0
Bushehr .....	677	338	221	93	12	12	0	1	0
Tehran .....	14114	6101	3816	2979	682	474	17	14	31
Chaharmahal & Bakhtiyari .....	436	269	100	50	10	7	0	0	0
South Khorasan .....	345	206	87	38	8	6	0	0	0
Khorasan-e-Razavi.....	5539	2329	1661	1140	221	165	17	6	0
North Khorasan .....	523	347	102	64	5	4	0	1	0
Khuzestan .....	3426	2073	805	388	78	73	6	3	0
Zanjan .....	885	477	236	130	26	16	0	0	0
Semnan .....	458	218	125	90	16	9	0	0	0
Sistan & Baluchestan ...	969	552	243	126	21	24	3	0	0
Fars .....	3070	1512	827	550	102	75	3	1	0
Qazvin .....	1018	515	290	155	42	16	0	0	0
Qom .....	1481	849	373	203	23	33	0	0	0
Kordestan .....	1503	704	503	244	39	13	0	0	0
Kerman .....	1855	1067	460	224	58	43	2	1	0
Kermanshah .....	1742	981	511	205	30	14	1	0	0
Kohgiluyeh & Boyerahmad .....	436	255	116	48	12	5	0	0	0
Golestan .....	1124	608	327	143	29	17	0	0	0
Gilan .....	10162	8379	1224	446	74	36	3	0	0
Lorestan .....	1126	655	291	139	23	18	0	0	0
Mazandaran .....	3563	2034	861	506	82	76	3	1	0
Markazi .....	1028	519	292	170	17	27	3	0	0
Hormozgan .....	980	351	293	212	54	61	6	3	0
Hamedan .....	1193	597	360	190	23	22	1	0	0
Yazd .....	757	328	244	128	32	25	0	0	0

Source: Statistical Centre of Iran.

### 10. 26. WORKERS OF PUBLIC ACCOMMODATIONS AND ESTABLISHMENTS SERVING FOODS AND BEVERAGES, 1381

<i>Industry</i>	<i>Worker</i>
<b><i>Total</i>.....</b>	<b><i>166061</i></b>
Public accommodations .....	34917
Hotels, apartment hotels, motels, inns and tourism complexes .....	15853
Boarding houses, pilgrimage houses, and youth accommodations .....	8489
School and university dormitories .....	8023
Dormitories and camping sites affiliated to organizations, departments, institutions, banks and corporations, etc. ....	2414
Others .....	138
Establishments serving foods and beverages .....	131144
Restaurants and canteens .....	43227
Places serving Kabab, Beryani, Halim and/or Aash .....	16867
Sandwich stands and fast foods and/or snack serving places .....	35175
Cafes and tea houses .....	21192
Places serving edible offals such as livers, guts and kidneys.....	2956
Places serving edible offals such as sheep's head and trotters and tripe .....	3844
Refreshment stands .....	6471
Places serving different foods not classified .....	1276
Restaurants affiliated to govt. and non-govt. organizations and agencies .....	136

*Source: Statistical Centre of Iran.*

**10. 27. NUMBER AND CAPACITY OF THE NATION'S ACCOMMODATIONS<sup>(1)</sup> BY CLASS**

Year and Ostan	Number									
	Total	5-Star	4-Star	3-Star	2-Star	1-Star	Luxury hotels	Not classified	Room	Bed
1370 .....	378	8	14	28	131	188	×	9	16781	32355
1375 .....	521	9	16	55	183	188	×	70	23897	48879
1380 <sup>(2)</sup> .....	718	11	38	80	228	219	×	142	27889	57661
1385 .....	000	000	000	000	000	000	×	000	000	000
1386 <sup>(3)</sup> .....	741	17	50	137	277	233	×	27	31653	68273
1387 <sup>(4)</sup> .....	000	000	000	000	000	000	000	000	000	000
1388 .....	2721	17	69	596	769	1165	15	90	72593	171306
<b>1389<sup>(4)</sup></b> .....	000	000	000	000	000	000	000	000	76120	202679
East Azarbayejan.....	000	000	000	000	000	000	000	000	2385	5743
West Azarbayejan ..	000	000	000	000	000	000	000	000	1429	3333
Ardebil.....	000	000	000	000	000	000	000	000	3992	11324
Esfahan.....	000	000	000	000	000	000	000	000	3043	7278
Ilam .....	000	000	000	000	000	000	000	000	358	964
Bushehr .....	000	000	000	000	000	000	000	000	544	1367
Tehran .....	000	000	000	000	000	000	000	000	10827	26030
Chaharmahal & Bakhtiyari .....	000	000	000	000	000	000	000	000	245	590
South Khorasan.....	000	000	000	000	000	000	000	000	182	470
Khorasan-e-Razavi..	000	000	000	000	000	000	000	000	25974	75173
North Khorasan.....	000	000	000	000	000	000	000	000	263	612
Khuzestan.....	000	000	000	000	000	000	000	000	1959	4408
Zanjan.....	000	000	000	000	000	000	000	000	491	1156
Semnan.....	000	000	000	000	000	000	000	000	251	620
Sistan & Baluchestan	000	000	000	000	000	000	000	000	1242	2970
Fars.....	000	000	000	000	000	000	000	000	5826	14459
Qazvi.....	000	000	000	000	000	000	000	000	362	883
Qom.....	000	000	000	000	000	000	000	000	1463	3846
Kordestan .....	000	000	000	000	000	000	000	000	671	1768
Kerman.....	000	000	000	000	000	000	000	000	1376	3162
Kermanshah.....	000	000	000	000	000	000	000	000	967	2193
Kohgiluyeh & Boyerahmad .....	000	000	000	000	000	000	000	000	255	582
Golestan .....	000	000	000	000	000	000	000	000	634	1616
Gilan.....	000	000	000	000	000	000	000	000	3394	9845
Lorestan.....	000	000	000	000	000	000	000	000	476	1210
Mazandaran.....	000	000	000	000	000	000	000	000	3668	11527
Markazi .....	000	000	000	000	000	000	000	000	416	944
Hormozgan .....	000	000	000	000	000	000	000	000	1690	4280
Hamedan .....	000	000	000	000	000	000	000	000	439	1204
Yazd .....	000	000	000	000	000	000	000	000	1298	3122

1. Including hotels, apartment hotels, lodging houses, inns, complexes, camps, waterside cottages, and motels.

2. Including hotels and apartment hotels only.

3. Including hotels only.

4. Information for 1387 is not available.

Sources: Ministry of Culture and Islamic Guidance;

- Presidency of the Islamic Republic of Iran.

**10. 28. BEDS IN ACCOMMODATION FACILITIES<sup>(1)</sup> BY CLASS**

Year	Total	5-star	4-star	3-star	2-star	1-star	Luxury hotels	Not classified
1370 .....	32355	48879	57661	56618	57057	60310	×	68273
1375 .....	48879	4841	3969	9259	13706	9883	×	7221
1380 <sup>(2)</sup> .....	57661	4489	7589	11872	17037	10456	×	6218
1385.....	000	000	000	000	000	000	×	000
1386 <sup>(3)</sup> .....	68273	12147	19832	17345	10506	7689	×	754
1387 <sup>(4)</sup> .....	000	000	000	000	000	000	000	000
1388.....	171306	7775	13273	43333	45942	56370	793	3370
1389 <sup>(4)</sup> .....	202679	000	000	000	000	000	000	000

1. Including hotels, apartment hotels, lodging houses, inns, complexes, camps, waterside cottages and motels.

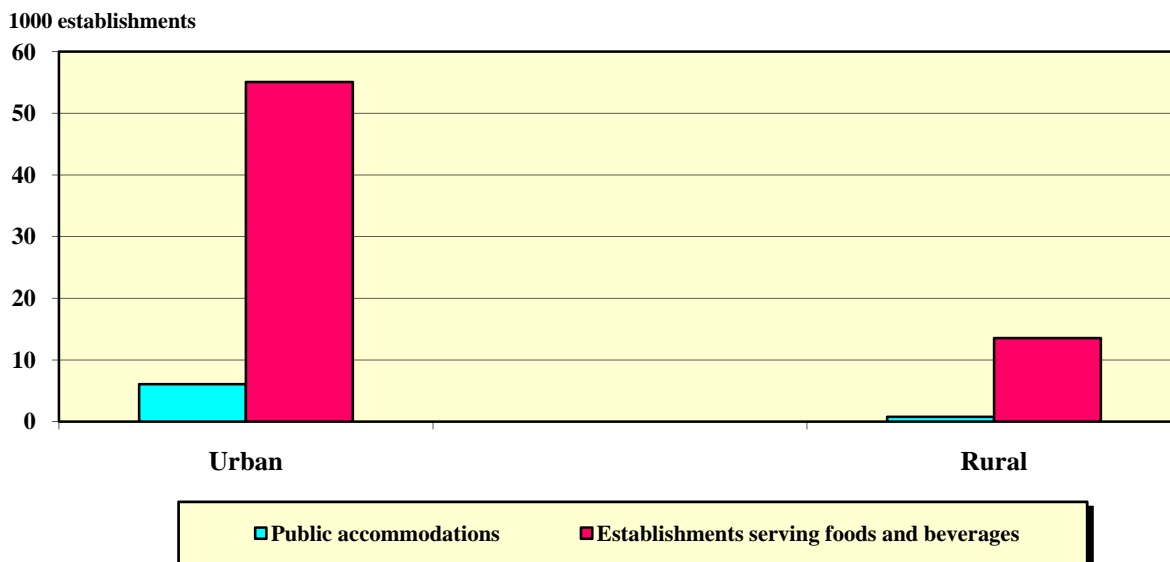
2. Including hotels and apartment hotels only.

3. Including hotels only.

4. Information for 1387 is not available.

Sources: Ministry of Culture and Islamic Guidance;

- Presidency of the Islamic Republic of Iran.

**10. 6. NUMBER OF PUBLIC ACCOMMODATIONS AND ESTABLISHMENTS SERVING FOODS AND BEVERAGES IN URBAN AND RURAL AREAS, 1381**

For data see Table 10. 24.