


Education

15



Caspian Sea

Persian Gulf

Oman Sea

Introduction

Statistical data presented in this chapter comprise literacy status in various censuses, and reflects the country's formal education at general and higher levels, and non-formal technical and vocational training.

Formal education is divided into general and higher education:

General education, including primary, lower secondary, upper secondary and technical and vocational training, is under supervision of the Ministry of Education.

High (secondary) school graduates, after getting diploma and passing a pre-university course and the university entrance exam may start their higher education which leads to the following degrees: associates', bachelors', masters', Ph.D, and postdoctoral.

It should be noted that in addition to the universities and higher education institutes affiliated to the Ministry of Science, Research and Technology, Islamic Azad University independently admits student and offers educational services on higher levels.

The first official statistical yearbook of the Ministry of Culture was published in 1297 and included statistics on primary, secondary and higher education. In the second statistical yearbook of the Ministry of Culture published in 1305, statistics for school children and higher education students were presented comparatively for three academic years of 1301-1302, 1302-1303 and 1303-1304. These statistics have been produced on a yearly basis since 1305. Since 1343, statistics for school children have been published by the Ministry of Education.

Activities for adult literacy training which began in 1334 has continued after the victory of the Islamic Revolution by the Literacy Movement Organization, founded in 1358. The Organization, from its very establishment has regularly produced and presented statistics on its activities.

At present, the Ministry of Science, Research and Technology, and Islamic Azad University provide data on higher education.

The statistical information provided by the Ministry of Science, Research and Technology covers all the higher education institutes under the Ministry itself and those affiliated to other ministries

and government organizations such as Ministry of Education, Ministry of Health and Medical Education, Ministry of Oil, Physical Education Organization, etc. The certificates issued by these institutes are approved by the Ministry of Science, Research and Technology. Islamic Azad University also collects and presents its own statistical information separately.

Furthermore, data on the Technical and Vocational Training Organization have been a part of this chapter since 1375. The Organization was established in 1359 by merging apprenticeship funds with vocational training centres and apprenticeship centres which were formerly responsible for vocational and technical training. The Organization started its activities under the supervision of the Ministry of Labour and Social Affairs.

Moreover, the SCI provides general information on literacy and educational attainment, as well as comparative changes, through the decennial National Population and Housing Censuses.

It should be mentioned that the Population and Housing Census used to be carried out every 10 years to 2006, but according to the government approval, it will be conducted every 5 years since then.

Notes:

1. Figures for teaching and clerical staff include government workers assigned to non-government schools.
2. Figures related to the number of schools at different educational levels do not necessarily indicate the number of buildings allocated to the educational levels. For example, if during the academic year, a building is used by both primary and lower secondary courses, but at different times of the day, the building would be considered twice in statistics. This also applies to the number of classes held at different educational levels.

Definitions and concepts

Literate: all individuals who can read and write a simple text in Farsi or any other language are considered literate. All individuals who had the certificate of the first year primary school in the 1345 National Census of Population and Housing; all the first year primary school beginners and learners of the Adult education and literacy campaign in the 1355 National Census of Population and Housing; all the first year primary school beginners and learners of the Adult Literacy Movement in the 1365, 1375,

and 1385 National Population and Housing Censuses, and in the 1370 Multi-round Population Survey were enumerated as literate. Literacy has been enquired in the 1335 National Population Census for individuals aged 10 and over, in the 1345 National Census of Population for individuals aged 7 and over and in the 1355, 1365, 1375, and 1385 National Censuses and 1370 Multi-round Population Survey for individuals aged 6 and over.

Urban and rural areas and settled population: see Chapter 2, Definitions and concepts.

Teaching and clerical staff of teaching units (Education): teaching staff comprise teachers, principal-teachers, and physical educators, and clerical staff consist of lab and workshop instructors, health workers, extracurricular master, principal, assistant superintendent, librarian, office staff and bookkeeper.

Education: learning under formal education programme in Iran or abroad. Thus, learning in non-formal educational sectors (study in private language schools or by private tutor) is not considered as education.

Special education: education for children and teenagers who are unruly, physically or mentally retarded, and /or suffer from learning disabilities and illness. It encompasses pre-school, primary, lower secondary, upper secondary and technical and vocational training courses.

Primary education: first education period that begins at the age of 6. Students that pass the 5- year primary education will receive a certificate and may enroll in lower secondary schools.

Lower secondary education: a three-year course during which students are instructed in different courses in addition to prerequisite courses of the upper secondary education. According to the three-year average grade of some specific courses, the student is admitted to one of the two educational courses of "technical and vocational and /or services" and "theoretical education" and will receive a letter of introduction to enroll in one of the educational courses in which he/she is qualified. After passing the three-year course, the student will receive the lower secondary certificate.

Upper secondary education (old system): this is a four-year course. Its first year is general and in the second year the students, based on the results of their exams, continue their education in one of the fields of theoretical (humanities, mathematics and physics, and experimental sciences), technical and vocational. Students who pass the final exams receive the upper secondary school diploma.

Upper secondary education (new system): established in academic year 1371-72, the new system gradually replaced the old one. At present, all the upper secondary students are attending the new system. Therefore, this chapter lacks information for the old system students. The new system lasts three years whose first year (first and second terms) is general for all fields of study. In the second year, the students are divided into one of the fields of theoretical (mathematics and physics, empirical sciences, and humanities), technical and vocational, and work and knowledge courses. The students, after passing the final two-year period, will receive the upper secondary school diploma.

Pre-university education: a one-year course after completing the upper secondary course during which students may study in one of the three fields of mathematical sciences, empirical sciences or humanities and then take part in the universities entrance exam.

Evening general education (for adults): the educational level of this course corresponds with the ordinary lower secondary course and lasts 3 years.

Evening complementary education (for adults): education in this course is similar to general or technical and vocational upper secondary education and lasts 4 years.

Literacy movement preliminary course: refers to the first literacy educational course during which the learner will acquire the Persian alphabets and how to use them for making words in order to read and write the Persian simple texts and also learns mathematics for satisfying daily needs.

Literacy movement complementary course: refers to the second literacy educational course during which the learners with preliminary course certificate or its equivalent will acquire essential skills and learn how to interact with others through reading and writing words and sentences or Persian simple texts, reading holy Quran, learning mathematics and increasing general knowledge.

Literacy movement final course: refers to the third literacy educational course during which the learners with educational degree or its equivalent will continue their studies, enhance their knowledge, strengthen previously learned lessons and develop essential skills to enter the fifth grade.

Literacy movement fifth grade: refers to the fourth literacy educational course during which the learners with final educational certificate or its equivalent as the fifth grade pupils at ordinary primary school will acquire essential skills and knowledge based on formulated curriculum and then enter the higher

educational grade after completing the course.

Learners covered by literacy Movement

Organization: refers to an illiterate and low-literate person aged over 10 who cannot study in formal education system and enrolls in the courses of Literacy Movement Organization.

Adult learners: refers to the persons aged over 10 who have lagged behind formal education system and enrolled in adult's courses of Literacy Movement Organization.

School-age learners: refers to persons between 7 and 18 years who could not attend the ordinary primary school due to lack of these schools in rural areas or lack of suitable age condition required for such schools. They are taught by the Literacy Movement Organization trainers. The education system for the school-age learners of the Literacy Movement Organization is similar to the primary courses of formal education of the country, including 5 grades.

Learner completing the course: refers to the learner who successfully passed the final exams of the course.

Teacher training education: the holders of the upper secondary diploma are eligible for entering this two-year education, at the end of which they obtain an associate degree.

Higher education institute: an organization which provides undergraduate and postgraduate courses and awards certificates /diplomas to the graduates.

University: an institute of higher education, comprising three faculties at least, or two faculties and two schools. Postgraduate and doctorate courses are distinctive feature of the universities in comparison with other higher education institutes. Universities, considering type and fields of study, are divided into three groups: comprehensive, specialized and scientific-applied.

Technical and Vocational Training Organization

Trainees: individuals who attend the training centres of the organization for a certain period to acquire a particular vocation, retraining or upgrading skill.

Technical and Vocational Training Permanent

Centres: government places consisting of at least five training workshops with a legal identity and an organizational chart approved by Vice Presidency for Strategic Planning and Supervision (former Management and Planning Organization).

Selected information

Released data from the 1355, 1365, 1375 and 1385 Censuses indicate that 58.9%, 71.0%, 84.7% and 88.7% of literate population aged six and over were male, while literacy rates for females were 35.5, 52.1, 74.2 and 80.3 percent respectively.

During the academic year 1389-1390, both in day and evening courses, about 5 million and 633 thousand persons were studying at primary schools, about 3 million and 245 thousand persons were at lower secondary schools, about 3 million and 39 thousand persons were at upper secondary schools and about 435 thousand persons were attending pre-university level. This shows a rise of 0.7% in primary level, and a decline of 1.9%, 13.7% and 11.8% in other educational courses respectively compared to the previous year. Over the same period of the time 48.5, 47.4, about 47.3 and 60.8 percent of the students studying at primary, lower secondary, upper secondary and pre-university levels were female respectively.

During the same academic year, more than 464000 students were at pre-school that increased by 2.65% compared to the previous academic year. The number of special students was more than 74,000, showing a decrease of about 26.7 % as compared to the previous academic year.

During 1380 to 1388 about 570,000 persons received the certificate from the Literacy Movement Organization for passing the 5-year primary education.

Total number of university students over the academic year 1389-1390 was about 4 million and 116 thousand, indicating an increase of about 8.6%, compared to the previous year. Out of the total, the share of the Islamic Azad University students was about 37.3 percent.

During the same academic year, percentage of students of university and higher education institutes by degree was about 25.6 percent for associate's, about 65.1 percent for bachelor's, 7.1 percent for master's and about 1.4 percent for professional and specialty doctorate.

Over the academic year 1388-1389 out of the total about 259,000 graduates of governmental universities and higher education institutes, the graduates in technical and engineering courses, humanities, arts agriculture and veterinary, medicine, and basic sciences accounted for a share of 32, 36, 6.8, about 6.7, 9.8 and 8.7 percent respectively.

During the same academic year, out of about 274,000 students of Islamic Azad University, graduates in humanities, technical and engineering courses, basic sciences, agriculture and veterinary, medicine and arts had a share of 43.6, 39, 6.6, 5.3, 2.7 and 2.8 percent respectively.

Total number of university graduates during the academic year 1388-1389 was over 533,000.

15. 1. LITERATE POPULATION IN URBAN AND RURAL AREAS BY SEX (1000 persons)

Description	Both sexes	Male	Female
<i>Total country</i>			
1335 Census	1911	1454	457
1345 Census	5556	3928	1628
1355 Census	12877	8198	4679
1365 Census ⁽¹⁾	23913	14078	9835
1370 Census ⁽¹⁾	33966	19091	14875
1375 Census ⁽¹⁾	41582	22465	19118
1385 Census ⁽¹⁾	54082	28835	25247
<i>Urban areas</i>			
1335 Census	1396	982	414
1345 Census	3833	2442	1390
1355 Census	8628	5145	3483
1365 Census ⁽¹⁾	15507	8765	6742
1370 Census ⁽¹⁾	21725	11903	9822
1375 Census ⁽¹⁾	27857	14861	12996
1385 Census ⁽¹⁾	39096	20625	18471
<i>Rural areas</i>			
1335 Census	514	471	43
1345 Census	1723	1485	238
1355 Census	4249	3053	1196
1365 Census ⁽¹⁾	8371	5287	3084
1370 Census ⁽¹⁾	12128	7114	5014
1375 Census ⁽¹⁾	13661	7565	6096
1385 Census ⁽¹⁾	14939	8183	6756

1. Difference between the total and sum of urban and rural areas is due to the inclusion of literate unsettled population in the total.

Sources: Ministry of the Interior;

- Statistical Centre of Iran.

15. 2. POPULATION AND NUMBER OF LITERATE PEOPLE AND LITERACY RATE BY SEX AND AGE (1000 persons)

Sex and age group	1345 Census			1355 Census		
	Population	Literate	Literacy rate	Population	Literate	Literacy rate
Both sexes	19372	5556	28.7	27113	12877	47.5
6-9 years	2372	⁽¹⁾ 886	⁽¹⁾ 37.4	4110	2943	71.6
10-14 years	3098	1579	51.0	4303	3184	74.0
15-19 years	2181	892	41.0	3600	2196	61.0
20-24 years	1723	546	31.7	2792	1393	49.9
25-29 years	1699	402	23.7	2112	881	41.7
30-34 years	1723	320	18.6	1707	598	35.0
35-39 years	1461	268	18.3	1627	459	28.2
40-44 years	1360	229	16.8	1669	371	22.2
45-49 years	866	148	17.1	1389	284	20.5
50-54 years	767	91	11.9	1329	244	18.4
55-59 years	437	52	11.9	704	129	18.3
60-64 years	691	63	9.1	584	75	12.8
65 years and over	993	80	8.1	1186	120	10.1
Not specified	0	0	××	0	0	××
Male	10023	3928	39.2	13926	8198	58.9
6-9 years	1230	⁽¹⁾ 579	⁽¹⁾ 47.1	2129	1727	81.1
10-14 years	1639	1059	64.6	2259	1937	85.8
15-19 years	1087	595	54.7	1819	1348	74.1
20-24 years	810	380	46.9	1341	880	65.6
25-29 years	825	299	36.2	1010	581	57.5
30-34 years	892	249	27.9	842	416	49.4
35-39 years	789	208	26.4	825	338	41.0
40-44 years	761	187	24.6	895	288	32.1
45-49 years	492	124	25.2	751	219	29.2
50-54 years	385	75	19.5	732	196	26.8
55-59 years	229	44	19.2	397	105	26.5
60-64 years	356	56	15.7	301	62	20.6
65 years and over	530	72	13.6	624	100	16.0
Not specified	0	0	××	0	0	××
Female	9348	1628	17.4	13187	4679	35.5
6-9 years	1143	⁽¹⁾ 307	⁽¹⁾ 26.9	1981	1216	61.4
10-14 years	1459	520	35.6	2044	1247	61.0
15-19 years	1094	297	27.2	1782	848	47.6
20-24 years	912	166	18.2	1451	512	35.3
25-29 years	874	103	11.8	1101	299	27.2
30-34 years	831	71	8.5	865	182	21.0
35-39 years	672	60	8.9	801	121	15.1
40-44 years	600	41	6.8	773	83	10.7
45-49 years	374	24	6.4	638	65	10.2
50-54 years	383	15	3.9	597	48	8.0
55-59 years	209	8	3.8	307	24	7.8
60-64 years	335	7	2.1	283	14	5.0
65 years and over	463	8	1.7	562	20	3.6
Not specified	0	0	××	0	0	××

15. 2. POPULATION AND NUMBER OF LITERATE PEOPLE BY SEX AND AGE
(continued) (1000 persons)

Sex and age group	1365 Census			1370		
	Population	Literate	Literacy rate	Population	Literate	Literacy rate
Both sexes	38709	23913	61.8	45856	33966	74.1
6-9 years	5835	4822	82.6	7195	6635	92.2
10-14 years	5903	5025	85.1	7547	7056	93.5
15-19 years	5192	4073	78.5	5909	5275	89.3
20-24 years	4194	2971	70.8	4947	4128	83.4
25-29 years	3652	2239	61.3	4005	3079	76.9
30-34 years	2928	1570	53.6	3504	2419	69.0
35-39 years	2117	965	45.6	2867	1782	62.2
40-44 years	1655	639	38.6	2038	1094	53.7
45-49 years	1585	482	30.4	1579	733	46.4
50-54 years	1599	380	23.8	1571	572	36.4
55-59 years	1338	283	21.2	1443	434	30.1
60-64 years	1185	227	19.2	1303	318	24.4
65 years and over	1502	226	15.1	1890	418	22.1
Not specified	24	11	45.8	58	23	39.7
Male	19822	14078	71.0	23675	19091	80.6
6-9 years	2981	2621	87.9	3675	3454	94.0
10-14 years	3054	2780	91.0	3902	3746	96.0
15-19 years	2660	2294	86.2	3058	2856	93.4
20-24 years	2104	1725	82.0	2520	2280	90.5
25-29 years	1840	1365	74.2	2012	1737	86.3
30-34 years	1481	1004	67.8	1780	1426	80.1
35-39 years	1044	635	60.8	1462	1099	75.2
40-44 years	834	441	52.9	1028	702	68.3
45-49 years	819	352	43.0	798	489	61.3
50-54 years	857	288	33.6	822	406	49.4
55-59 years	715	214	29.9	793	323	40.7
60-64 years	652	179	27.5	723	241	33.3
65 years and over	768	173	22.5	1066	320	30.0
Not specified	14	7	50.0	36	14	38.9
Female	18887	9835	52.1	22181	14875	67.1
6-9 years	2854	2201	77.1	3520	3181	90.4
10-14 years	2850	2245	78.8	3646	3309	90.8
15-19 years	2532	1778	70.2	2851	2419	84.9
20-24 years	2090	1246	59.6	2427	1848	76.1
25-29 years	1813	874	48.2	1993	1342	67.3
30-34 years	1447	566	39.1	1724	994	57.7
35-39 years	1073	330	30.8	1404	683	48.7
40-44 years	822	198	24.1	1010	392	38.8
45-49 years	766	130	17.0	780	244	31.3
50-54 years	742	91	12.3	750	166	22.1
55-59 years	622	69	11.1	650	111	17.1
60-64 years	533	48	9.0	580	77	13.3
65 years and over	734	53	7.2	824	98	11.9
Not specified	10	4	40.0	22	10	45.5

15. 2. POPULATION AND NUMBER OF LITERATE PEOPLE BY SEX AND AGE (continued)

(1000 persons)

Sex and age group	1375 Census			1385 Census		
	Population	Literate	Literacy rate	Population	Literate	Literacy rate
Both sexes	52295	41582	79.5	63920	54082	84.6
6-9 years	6891	6361	92.3	4397	4049	92.1
10-14 years	9081	8740	96.2	6709	6550	97.6
15-19 years	7116	6718	94.4	8727	8463	97.0
20-24 years	5222	4739	90.8	9011	8680	96.3
25-29 years	4709	4067	86.4	7225	6822	94.4
30-34 years	3980	3222	81.0	5554	5045	90.8
35-39 years	3572	2614	73.2	4921	4239	86.1
40-44 years	2812	1844	65.6	4089	3274	80.1
45-49 years	2013	1127	56.0	3523	2535	72.0
50-54 years	1529	719	47.0	2755	1746	63.4
55-59 years	1367	502	36.7	1888	1021	54.1
60-64 years	1383	375	27.1	1464	641	43.8
65 years and over	2595	538	20.7	3657	1017	27.8
Not specified	26	15	57.7	0	0	××
Male	26534	22465	84.7	32494	28835	88.7
6-9 years	3510	3291	93.8	2250	2076	92.3
10-14 years	4622	4504	97.5	3441	3368	97.9
15-19 years	3580	3444	96.2	4443	4324	97.3
20-24 years	2566	2419	94.3	4512	4375	97.0
25-29 years	2366	2172	91.8	3660	3519	96.2
30-34 years	2013	1779	88.4	2838	2677	94.3
35-39 years	1818	1501	82.6	2512	2308	91.9
40-44 years	1431	1110	77.6	2082	1836	88.2
45-49 years	990	702	70.9	1792	1476	82.4
50-54 years	769	477	62.0	1386	1064	76.8
55-59 years	717	360	50.2	924	645	69.8
60-64 years	754	284	37.7	726	430	59.2
65 years and over	1382	411	29.7	1928	738	38.3
Not specified	15	10	66.7	0	0	××
Female	25761	19118	74.2	31426	25247	80.3
6-9 years	3381	3070	90.8	2147	1974	91.9
10-14 years	4458	4236	95.0	3267	3182	97.4
15-19 years	3536	3274	92.6	4284	4139	96.6
20-24 years	2656	2320	87.4	4500	4305	95.7
25-29 years	2343	1895	80.9	3565	3303	92.7
30-34 years	1967	1443	73.4	2716	2368	87.2
35-39 years	1754	1113	63.5	2410	1931	80.1
40-44 years	1381	735	53.2	2007	1439	71.7
45-49 years	1023	425	41.5	1730	1059	61.2
50-54 years	760	242	31.8	1369	681	49.7
55-59 years	649	142	21.9	964	376	39.0
60-64 years	629	90	14.3	738	211	28.6
65 years and over	1213	127	10.5	1728	279	16.2
Not specified	10	5	50.0	0	0	××

1. In the 1345 Census, information on literacy status was collected for population aged 7 and over.

Source: Statistical Centre of Iran.

**15. 3. NUMBER OF LITERATE PEOPLE AND LITERACY RATE AMONG POPULATION
AGED SIX AND OVER IN URBAN AND RURAL AREAS BY SEX AND OSTAN, 1385
CENSUS**

(1000 persons)

Ostan	Total								
	Population aged six and over ⁽¹⁾			Literate ⁽¹⁾			Literacy rate		
	Both	Male	Female	Both	Male	Female	Both	Male	Female
Total country	63920	32494	31426	54082	28835	25247	84.6	88.7	80.3
East Azarbayejan...	3290	1678	1612	2683	1464	1219	81.6	87.2	75.6
West Azarbayejan	2584	1310	1274	2010	1117	893	77.8	85.3	70.1
Ardebil	1116	560	556	893	485	409	80.0	86.6	73.6
Esfahan.....	4180	2141	2040	3659	1941	1718	87.5	90.7	84.2
Ilam	496	253	243	407	219	188	82.1	86.6	77.4
Bushehr	795	421	374	687	380	307	86.4	90.3	82.1
Tehran	12326	6339	5987	11250	5930	5319	91.3	93.5	88.8
Chaharmahal&Bakhtiyari ...	772	388	384	637	341	296	82.5	87.9	77.1
South Khorasan	567	287	281	460	246	214	81.1	85.7	76.2
Khorasan-e-Razavi	5020	2516	2504	4327	2258	2068	86.2	89.7	82.6
North Khorasan	728	359	369	576	305	272	79.1	85.0	73.7
Khuzestan	3826	1954	1871	3199	1721	1478	83.6	88.1	79.0
Zanjan	878	437	441	717	380	337	81.7	87.0	76.4
Semnan.....	538	276	262	477	253	225	88.7	91.7	85.9
Sistan&Baluchestan	2027	1029	999	1379	765	613	68.0	74.3	61.4
Fars	3957	2009	1947	3428	1806	1622	86.6	89.9	83.3
Qazvin	1040	531	509	891	476	415	85.7	89.6	81.5
Qom	940	482	458	810	435	375	86.2	90.2	81.9
Kordestan	1308	662	646	1013	560	453	77.4	84.6	70.1
Kerman	2369	1209	1160	1962	1035	927	82.8	85.6	79.9
Kermanshah	1721	876	846	1414	764	650	82.2	87.2	76.8
Kohgiluyeh&Boyerahmad ..	567	286	281	463	250	213	81.7	87.4	75.8
Golestan	1456	722	735	1195	632	563	82.1	87.5	76.6
Gilan.....	2233	1110	1122	1856	973	883	83.1	87.7	78.7
Lorestan.....	1559	793	767	1264	681	583	81.1	85.9	76.0
Mazandaran.....	2695	1351	1344	2291	1202	1089	85.0	89.0	81.0
Markazi	1238	624	614	1039	553	486	83.9	88.6	79.2
Hormozgan.....	1236	640	597	1019	551	467	82.4	86.1	78.2
Hamedan	1562	784	778	1290	686	604	82.6	87.5	77.6
Yazd	893	467	426	787	425	362	88.1	91.0	85.0

**15. 3. NUMBER OF LITERATE PEOPLE AND LITERACY RATE AMONG POPULATION
AGED SIX AND OVER IN URBAN AND RURAL AREAS BY SEX AND OSTAN, 1385
CENSUS (continued) (1000 persons)**

Ostan	Urban areas								
	Population aged six and over			Literate			Literacy rate		
	Both	Male	Female	Both	Male	Female	Both	Male	Female
Total country	43963	22373	21591	39096	20625	18471	88.9	92.2	85.5
East Azarbayejan.....	2205	1122	1083	1885	1014	871	85.5	90.4	80.4
West Azarbayejan	1561	790	772	1305	708	597	83.6	89.7	77.4
Ardebil	651	328	323	554	298	256	85.1	90.8	79.3
Esfahan.....	3485	1781	1704	3109	1640	1470	89.2	92.1	86.3
Ilam	301	153	148	261	138	122	86.8	90.3	82.5
Bushehr	517	270	248	459	248	212	88.7	91.9	85.6
Tehran	11279	5778	5502	10390	5451	4938	92.1	94.3	89.8
Chaharmahal&Bakhtiyari ...	402	202	200	352	186	166	87.6	92.0	83.1
South Khorasan	291	148	144	261	137	124	89.6	92.9	86.3
Khorasan-e-Razavi	3435	1728	1707	3105	1611	1494	90.4	93.2	87.5
North Khorasan	355	178	177	310	162	148	87.4	91.3	83.6
Khuzestan	2594	1322	1272	2290	1212	1078	88.3	91.7	84.8
Zanjan	511	258	254	445	236	210	87.1	91.6	82.8
Semnan.....	403	206	197	370	194	176	91.9	94.2	89.4
Sistan&Baluchestan	1011	520	491	772	424	349	76.3	81.5	71.1
Fars	2434	1235	1198	2192	1144	1048	90.1	92.6	87.5
Qazvin	708	361	346	634	336	298	89.6	93.0	86.0
Qom	882	451	431	768	410	358	87.0	90.9	83.0
Kordestan	780	395	384	644	351	293	82.6	88.8	76.2
Kerman	1394	714	680	1236	648	588	88.7	90.8	86.4
Kermanshah	1152	582	570	989	524	465	85.8	90.0	81.5
Kohgiluyeh&Boyerahmad ..	272	139	133	244	130	113	89.8	93.4	85.2
Golestan	722	360	361	635	333	303	88.0	92.4	83.9
Gilan.....	1201	600	601	1085	561	524	90.3	93.5	87.2
Lorestan.....	931	469	462	799	421	378	85.8	89.7	81.8
Mazandaran.....	1433	719	714	1290	669	621	90.0	93.0	87.0
Markazi	851	431	420	757	399	358	88.9	92.5	85.2
Hormozgan.....	587	310	277	527	285	242	89.8	92.0	87.2
Hamedan	904	454	450	787	414	373	87.1	91.3	82.9
Yazd	711	369	341	641	343	298	90.2	92.9	87.3

**15. 3. NUMBER OF LITERATE PEOPLE AND LITERACY RATE AMONG POPULATION
AGED SIX AND OVER IN URBAN AND RURAL AREAS BY SEX AND OSTAN, 1385
CENSUS (continued) (1000 persons)**

Ostan	Rural areas								
	Population aged six and over			Literate			Literacy rate		
	Both	Male	Female	Both	Male	Female	Both	Male	Female
Total country	19865	10075	9790	14939	8183	6756	75.2	81.2	69.0
East Azarbayejan.....	1085	556	529	798	450	348	73.5	80.9	65.8
West Azarbayejan	1023	520	503	705	409	295	68.9	78.6	58.7
Ardebil	465	231	233	339	187	152	72.9	80.8	65.2
Esfahan.....	694	359	335	549	301	248	79.1	83.8	74.1
Ilam	192	99	94	144	80	65	74.9	81.2	69.3
Bushehr	273	149	124	225	131	94	82.5	87.9	75.9
Tehran	1046	561	485	860	479	381	82.2	85.4	78.5
Chaharmahal&Bakhtiyari ...	370	185	184	285	155	130	77.1	83.6	70.6
South Khorasan	275	139	136	199	109	90	72.4	78.6	66.0
Khorasan-e-Razavi	1584	788	796	1221	647	574	77.1	82.1	72.1
North Khorasan	370	179	190	264	141	123	71.4	78.6	64.7
Khuzestan	1217	625	593	903	505	398	74.2	80.8	67.1
Zanjan	367	179	187	272	145	127	74.2	80.8	67.9
Semnan.....	136	70	65	107	59	48	78.8	83.7	73.5
Sistan&Baluchestan ..	1011	506	505	605	341	264	59.9	67.4	52.3
Fars	1493	759	734	1218	652	566	81.6	85.9	77.1
Qazvin	332	169	163	256	140	117	77.2	82.8	72.0
Qom	58	31	27	42	24	17	72.7	77.1	63.8
Kordestan	528	266	262	369	209	160	69.9	78.4	61.1
Kerman	966	491	475	721	384	337	74.6	78.2	70.9
Kermanshah	564	291	273	423	239	184	75.0	82.1	67.4
Kohgiluyeh&Boyerahmad	293	146	147	218	119	99	74.3	81.3	67.3
Golestan	733	360	372	559	299	260	76.3	83.0	69.8
Gilan.....	1031	510	521	770	412	359	74.7	80.7	68.9
Lorestan.....	623	321	302	464	259	205	74.4	80.6	67.8
Mazandaran.....	1262	632	631	1001	533	468	79.3	84.4	74.2
Markazi	387	193	194	281	153	128	72.7	79.2	66.1
Hormozgan.....	648	329	318	491	265	225	75.8	80.5	70.6
Hamedan	657	330	327	503	272	231	76.6	82.5	70.6
Yazd	183	98	85	145	82	63	79.4	83.6	74.5

1. Including unsettled population.

Source: Statistical Centre of Iran.

15. 4. PRIVATE HOUSEHOLDS BY SEX OF THE HEAD OF HOUSEHOLD, NUMBER OF MEMBERS, AND NUMBER OF LITERATE AND ILLITERATE MEMBERS, 1385 CENSUS

Sex of the head and number of members	Total	Literate				
		None	1 person	2 persons	3 persons	4 persons and more
Both sexes.....	17352686	1128611	1390692	5069973	3394439	6368971
1 person	903139	508843	394296	0	0	0
2 persons	2649919	457837	450213	1741869	0	0
3 persons	3973982	74790	368598	2288714	1241880	0
4 persons	4237406	39659	109862	815238	1432935	1839712
5 persons	2647280	19288	38497	153230	531393	1904872
6 persons	1449164	10924	15095	43672	128444	1251029
7 persons	753409	7045	6726	15242	38004	686392
8 persons	382228	4539	3707	6401	12863	354718
9 persons	185164	2563	1773	2962	4990	172876
10 persons and more	170995	3123	1925	2645	3930	159372
Male	15711642	670771	1015232	4775859	3149446	6100334
1 person	311613	93658	217955	0	0	0
2 persons	2307295	426320	282034	1598941	0	0
3 persons	3684238	68249	345262	2165291	1105436	0
4 persons	4043339	37385	104908	794452	1345885	1760709
5 persons	2534708	18186	36937	148486	515284	1815815
6 persons	1391084	10365	14473	42278	124749	1199219
7 persons	725442	6722	6475	14764	36924	660557
8 persons	369224	4383	3587	6188	12516	342550
9 persons	179113	2469	1719	2872	4842	167211
10 persons and more	165586	3034	1882	2587	3810	154273
Female	1641044	457840	375460	294114	244993	268637
1 person	591526	415185	176341	0	0	0
2 persons	342624	31517	168179	142928	0	0
3 persons	289744	6541	23336	123423	136444	0
4 persons	194067	2274	4954	20786	87050	79003
5 persons	112572	1102	1560	4744	16109	89057
6 persons	58080	559	622	1394	3695	51810
7 persons	27967	323	251	478	1080	25835
8 persons	13004	156	120	213	347	12168
9 persons	6051	94	54	90	148	5665
10 persons and more	5409	89	43	58	120	5099

15. 4. PRIVATE HOUSEHOLDS BY SEX OF THE HEAD OF HOUSEHOLD, NUMBER OF MEMBERS AND NUMBER OF LITERATE AND ILLITERATE MEMBERS, 1385 CENSUS (continued)

Sex of the head and number of members	Illiterate				
	None	1 person	2 persons	3 persons	4 persons and more
Both sexes	11146635	3478434	2246220	313609	167788
1 person	394296	508843	0	0	0
2 persons	1764943	430323	454653	0	0
3 persons	3126476	497544	311537	38425	0
4 persons	3193022	635388	358479	39489	11028
5 persons	1621307	584712	371028	51643	18590
6 persons	654213	401861	310718	55514	26858
7 persons	244051	222972	208388	48237	29761
8 persons	92104	109644	118967	34585	26928
9 persons	34100	49260	60395	21372	20037
10 persons and more	22123	37887	52055	24344	34586
Male	10481053	2602808	2168825	299380	159576
1 person	217955	93658	0	0	0
2 persons	1601423	279989	425883	0	0
3 persons	2968625	383809	297807	33997	0
4 persons	3099661	550299	347031	36738	9610
5 persons	1576935	529750	361771	49337	16915
6 persons	635809	371886	304420	53694	25275
7 persons	236897	208413	204599	46999	28534
8 persons	89335	103081	116908	33838	26062
9 persons	33047	46287	59362	20960	19457
10 persons and more	21366	35636	51044	23817	33723
Female	665582	875626	77395	14229	8212
1 person	176341	415185	0	0	0
2 persons	163520	150334	28770	0	0
3 persons	157851	113735	13730	4428	0
4 persons	93361	85089	11448	2751	1418
5 persons	44372	54962	9257	2306	1675
6 persons	18404	29975	6298	1820	1583
7 persons	7154	14559	3789	1238	1227
8 persons	2769	6563	2059	747	866
9 persons	1053	2973	1033	412	580
10 persons and more	757	2251	1011	527	863

Source: Statistical Centre of Iran.

15. 5. STUDENTS AND TEACHING AND CLERICAL STAFF AT DIFFERENT EDUCATIONAL LEVELS⁽¹⁾

Academic year and educational level	Student ⁽²⁾			Teaching and clerical staff	
	Total	Male	Female	Teaching	Clerical
1370-71	15940091	8830014	7110077	543940	226599
1375-76	18588130	9921855	8666275	597075	341996
1380-81	17882515	9359952	8522563	664672	344911
1385-86	14984301	7741044	7243257	664657	253351
1386-87	14485604	7474081	7011523	636439	254951
1387-88.....	⁽³⁾ 14028696	⁽³⁾ 7258654	⁽³⁾ 6770042	587413	237242
1388-89.....	13468082	6981372	6486710	542259	257587
1389-90.....	13247047	6839475	6407572	602600	268668
Special education	74286	45311	28975	11050	8192
Pre-school education	464453	225305	239148	39	44
Primary education	5632825	2898799	2734026	234832	78847
Lower secondary education	3244901	1705332	1539569	170358	69404
Upper secondary education	3038847	1601595	1437252	186321	112181
Pre-university	435035	170370	264665	000	000
Lower secondary evening education	27824	11323	16501	000	000
Upper secondary evening education	288339	157409	130930	000	000
Pre-university evening education	40537	24031	16506	000	000

1. Including students of public and non-public schools.

2. The number of students in public and non-profit institutions.

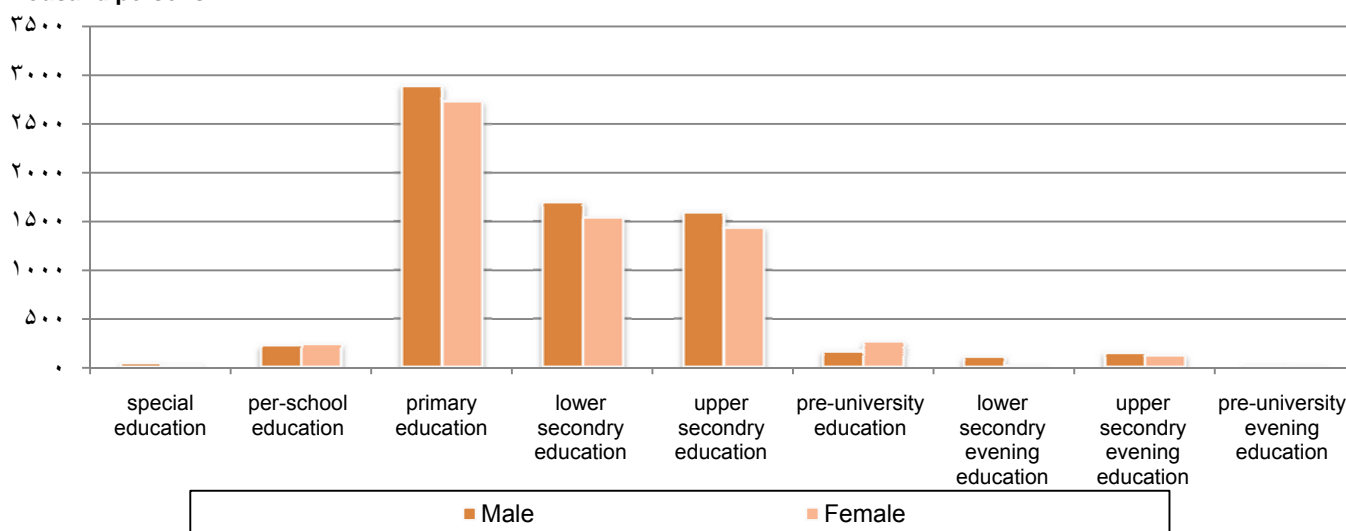
3. Excluding the number of 22640 students in inclusive and integrative education, 453 autistic students and 4230 vocational upper secondary education (special) students.

Sources: Ministry of Education;

Organization for the Education of Special Children .

15. 1. STUDENTS BY EDUCATIONAL LEVEL AND SEX: ACADEMIC YEAR, 1389-1390

Thousand persons



For data see Table 15. 5.

15. 6. STUDENTS AND TEACHING AND CLERICAL STAFF OF THE MINISTRY OF EDUCATION BY OSTAN, ACADEMIC YEAR, 1388-89

Ostan	Student			Teaching and clerical staff	
	Both sexes	Male	Female	Teaching	Clerical ⁽¹⁾
Total country	12816062	6601402	6214660	591550	858202
East Azarbayejan.....	607476	316243	291233	29451	66429
West Azarbayejan	544343	291440	252903	21713	86396
Ardebil	229182	118870	110312	12419	87839
Esfahan.....	772080	387613	384467	34597	88146
Ilam	103630	53353	50277	6976	76073
Bushehr	168855	86933	81922	8389	71218
Tehran	2232448	1131692	1100756	86555	101251
Chaharmahal&Bakhtiyari	172954	87990	84964	10169	73659
South Khorasan	128735	66639	62096	7890	6269
Khorasan-e-Razavi.....	1066996	547124	519872	52963	21142
North Khorasan	163913	84891	79022	8884	4784
Khuzestan	881420	461068	420352	35981	18119
Zanjan	175130	92170	82960	9190	4547
Semnan.....	104639	53887	50752	5016	3236
Sistan&Baluchestan	522374	281765	240609	21980	18228
Fars	776166	395125	381041	37534	16960
Qazvin	203662	104870	98792	8281	4405
Qom	202642	102020	100622	8716	9113
Kordestan	258712	137873	120839	14119	7670
Kerman	528476	268090	260386	24934	14962
Kermanshah	326590	172573	154017	17137	7629
Kohgiluyeh&Boyerahmad	131326	67394	63932	8251	4450
Golestan	297653	155178	142475	13489	7683
Gilan.....	388885	195495	193390	19172	11925
Lorestan.....	328616	171769	156847	16007	7439
Mazandaran.....	478861	241758	237103	25509	10537
Markazi	230695	118803	111892	9368	5971
Hormozgan.....	320140	165969	154171	13413	9156
Hamedan	279480	146715	132765	14951	8175
Yazd	189983	96092	93891	8496	4791

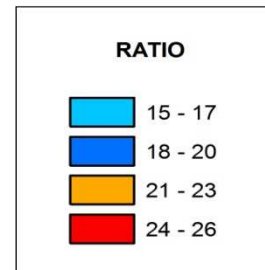
1. A number of 42070 of the staff of the Offices of the Ministry of Education and teacher training centres were added to the clerical staff statistics.

Source: Ministry of Education.

**15.2. STUDENT - TEACHER RATIO:
ACADEMIC YEAR 1389 - 1390**



For Data See Tabel 15.6.



15. 7. SPECIAL STUDENTS BY EDUCATIONAL LEVELS

Year and educational level	Student
1370-71	37970
1375-76	64077
1380-81	72904
1385-86.....	67882
1386-87.....	69926
1387-88.....	70736
1388-89 ⁽¹⁾	101450
1389-90.....	74286
Pre-school	10430
Primary school	35360
General skills.....	10024
Lower-secondary school	5228
General upper-secondary school and pre-university	13244

1. Including the students in inclusive and integrative education, autistic students and upper secondary technical (special) students.

2. Due to the change of general skills into pre-technical lower secondary which has been taken for the students with special needs, the statistics for these students are included in lower secondary course.

Source: Organization for the Education of Special Children.

15. 8. STUDENTS, EDUCATIONAL STAFF AND FACILITIES IN SPECIAL EDUCATION COURSE

Academic year and Ostan	Student			Teaching and clerical staff		School	Class
	Total	Male	Female	Teaching	Clerical		
1370-71	37970	23579	14391	5117	1030	575	4611
1375-76	64077	38762	25315	⁽¹⁾ 12003	⁽¹⁾ 000	978	7425
1380-81	72904	43744	29160	11260	4645	923	9133
1385-86.....	67882	41075	26807	11131	5614	1349	10834
1386-87.....	69926	42473	27453	11256	5668	1403	11062
1387-88.....	70736	42955	27781	11631	5505	1492	10867
1388-89.....	101450	59514	41936	10142	8051	2983	11011
1389-90.....	74286	45311	28975	11050	8192	1672	12583
East Azarbayejan.....	3205	2033	1172	000	000	71	480
West Azarbayejan	1841	1181	660	000	000	34	311
Ardebil	1172	747	425	000	000	27	164
Esfahan.....	5400	3266	2134	000	000	118	873
Ilam	549	385	164	000	000	18	122
Bushehr	984	589	395	000	000	34	212
Tehran	11417	6331	5086	000	000	147	1777
Chaharmahal&Bakhtiyari	1218	743	475	000	000	36	243
South Khorasan	1354	778	576	000	000	30	272
Khorasan-e-Razavi.....	7557	4651	2906	000	000	176	1129
North Khorasan	922	577	345	000	000	25	157
Khuzestan	4263	2735	1528	000	000	88	791
Zanjan	732	443	289	000	000	28	136
Semnan.....	742	494	248	000	000	18	178
Sistan&Baluchestan	2157	1527	630	000	000	34	301
Fars	6777	4015	2762	000	000	143	1147
Qazvin	1005	619	386	000	000	27	166
Qom	1292	722	570	000	000	24	198
Kordestan	1242	786	456	000	000	27	241
Kerman	3882	2301	1581	000	000	120	751
Kermanshah	1327	843	484	000	000	30	241
Kohgiluyeh&Boyerahmad	874	484	390	000	000	50	147
Golestan	1824	1135	689	000	000	30	259
Gilan.....	2065	1333	732	000	000	45	409
Lorestan.....	1799	1111	688	000	000	68	313
Mazandaran.....	2898	1728	1170	000	000	66	541
Markazi	1136	706	430	000	000	26	168
Hormozgan.....	2005	1395	610	000	000	56	372
Hamedan	1578	956	622	000	000	47	267
Yazd	1069	697	372	000	000	29	217

1. Statistics on teaching and clerical staff were not available separately for the academic year 1375-76 and were reported under teaching staff.

Source: Organization for the Education of Special Children.

15. 9. PRE-SCHOOL STUDENTS, EDUCATIONAL STAFF AND FACILITIES

Academic year and Ostan	Student			Teaching and clerical staff ⁽¹⁾		School	Class
	Total	Male	Female	Teaching	Clerical		
1370-71	252513	132554	119959	8841	1583	4114	8554
1375-76	195181	99842	95339	6025	1736	3322	8497
1380-81	329062	160822	168240	110	13686	9581	16119
1385-86	552932	268349	284583	14523	1260	20543	26589
1386-87	511229	247983	263246	9879	1229	18950	24482
1387-88.....	455844	219653	236191	4000	319	17071	22047
1388-89.....	452258	221844	230414	1847	184	16299	23413
1389-90....	464453	225305	239148	39	44	15831	22132
East Azarbayejan.....	26346	12446	13900	0	0	365	1195
West Azarbayejan	17168	8597	8571	0	0	553	764
Ardebil	13720	7006	6714	0	0	475	638
Esfahan.....	35892	17237	18655	0	0	1352	1854
Ilam	5143	2498	2645	19	21	193	266
Bushehr	7521	3779	3742	0	0	240	334
Tehran	79409	38746	40663	1	2	2086	3305
Chaharmahal&Bakhtiyari	9478	4635	4843	2	2	385	459
South Khorasan	4520	2144	2376	0	0	99	206
Khorasan-e-Razavi.....	13060	6097	6963	3	3	552	668
North Khorasan	3568	1591	1977	0	0	177	195
Khuzestan	22183	10119	12064	0	0	757	1012
Zanjan	7376	3633	3743	0	0	222	310
Semnan.....	6135	3035	3100	0	0	183	263
Sistan&Baluchestan	6600	3085	3515	2	3	179	275
Fars	22209	10597	11612	0	1	649	1031
Qazvin	12229	5934	6295	0	0	379	551
Qom	9729	4396	5333	1	0	296	398
Kordestan	11788	6147	5641	6	1	420	567
Kerman	25700	12391	13309	0	6	1190	1487
Kermanshah	9431	4569	4862	5	0	304	393
Kohgiluyeh&Boyerahmad	2744	1174	1570	0	5	93	130
Golestan	12137	6151	5986	0	0	511	610
Gilan.....	19178	9157	10021	0	0	1095	1257
Lorestan.....	12416	5747	6669	0	0	520	741
Mazandaran.....	20303	10135	10168	0	0	830	1032
Markazi	12054	6083	5971	0	0	437	558
Hormozgan.....	16780	8547	8233	0	0	625	746
Hamedan	5287	2623	2664	0	0	195	257
Yazd	14349	7006	7343	0	0	469	630

1. From 1380-81 on, decrease or increase in figures compared to the previous year is due to the changes in the status of some of clerical staff.

Source: Ministry of Education.

15. 10. STUDENTS, EDUCATIONAL STAFF AND FACILITIES IN PRIMARY SCHOOL

Academic year and Ostan	Student			Teaching and clerical staff		School	Class
	Total	Male	Female	Teaching	Clerical		
1370-71	9787593	5224343	4563250	312273	92216	60672	326083
1375-76	9238393	4885665	4352728	298755	96617	63101	327595
1380-81	7513015	3924999	3588016	309260	83225	68836	313529
1385-86	5827851	3009561	2818290	267516	65315	64646	278335
1386-87	5725629	2952075	2773554	254733	66882	62699	268463
1387-88.....	5654969	2912264	2742705	228482	63418	59826	255721
1388-89.....	5591752	2878290	2713462	208872	71076	57115	252140
1389-90....	5632825	2898799	2734026	234832	78847	58811	256910
East Azarbayejan.....	269743	138429	131314	12047	3378	3118	12763
West Azarbayejan	250605	129821	120784	9920	2658	2879	10768
Ardebil	92803	47507	45296	4792	1488	1359	4754
Esfahan.....	326816	167887	158929	12450	5125	2531	14068
Ilam	40317	20878	19439	2571	763	665	2320
Bushehr	74665	38865	35800	3414	1154	791	3540
Tehran	960086	493303	466783	29384	13205	3657	33857
Chaharmahal&Bakhtiyari	71535	36249	35286	4075	1252	926	3785
South Khorasan	57265	29476	27789	3503	879	1046	3382
Khorasan-e-Razavi.....	497030	255036	241994	21640	7013	4458	22881
North Khorasan	72331	37290	35041	3706	1150	1073	3668
Khuzestan	401186	207364	193822	15571	5053	4245	18639
Zanjan	72606	37465	35141	3459	1002	993	3548
Semnan.....	44811	23473	21338	1841	612	401	2049
Sistan&Baluchestan	292726	152594	140132	11999	3152	3673	13178
Fars	328680	169348	159332	13927	4956	3775	15291
Qazvin	86129	44598	41531	3044	1074	818	3689
Qom	89094	45502	43592	3049	1241	472	3362
Kordestan	111409	56882	54527	5765	2200	1823	5698
Kerman	232739	120244	112495	10643	3537	3197	13285
Kermanshah	132446	68273	64173	6941	1977	2293	6913
Kohgiluyeh&Boyerahmad	56544	28541	28003	3412	840	1561	3566
Golestan	132784	68215	64569	5789	2061	1241	5932
Gilan.....	158410	80972	77438	7841	2146	2073	8765
Lorestan.....	136036	70512	65524	6113	2058	2522	7116
Mazandaran.....	202912	103472	99440	9052	2651	2076	9986
Markazi	95946	49232	46714	3585	1241	1113	4142
Hormozgan.....	143334	73917	69417	6061	1876	1818	6514
Hamedan	119175	61179	57996	5881	1941	1425	5540
Yazd	82662	42275	40387	3357	1164	789	3911

Source: Ministry of Education.

15. 11. STUDENTS, EDUCATIONAL STAFF, AND FACILITIES IN LOWER SECONDARY SCHOOL

Academic year and Ostan	Student			Teaching and clerical staff		School	Class
	Total	Male	Female	Teaching	Clerical		
1370-71	3541578	2050707	1490871	129745	56018	17044	109065
1375-76	5188812	2845092	2343720	162602	78845	25828	162434
1380-81	4953894	2698328	2255566	182751	82887	29672	172776
1385-86	3938661	2100894	1837767	181045	73714	31651	164781
1386-87	3708270	1967906	1740364	172725	73065	30757	157219
1387-88.....	3477644	1833240	1644404	163025	67241	29228	146239
1388-89.....	3292246	1733942	1558304	151935	68428	26981	136239
1389-90.....	3244901	1705332	1539569	170358	69404	26241	134328
East Azarbayejan.....	153440	81349	72091	8528	3102	1411	6726
West Azarbayejan	136734	74822	61912	5694	2355	926	5163
Ardebil	57423	30364	27059	3881	1202	605	2591
Esfahan.....	194921	99907	95014	9541	4524	1453	7861
Ilam	24205	12693	11512	2022	635	270	1167
Bushehr	41312	21603	19709	2376	996	429	1909
Tehran	578465	297941	280524	26318	11087	2489	20056
Chaharmahal&Bakhtiyari ...	42579	22263	20316	2903	1183	472	1989
South Khorasan	32061	16783	15278	2229	866	333	1511
Khorasan-e-Razavi.....	283764	148054	135710	15747	5858	2423	12495
North Khorasan	44144	23562	20582	2845	1206	522	2069
Khuzestan	224368	121407	102961	10381	4300	1774	9474
Zanjan	44074	23440	20634	2984	1031	491	1993
Semnan.....	26112	13350	12762	1427	568	229	1099
Sistan&Baluchestan	122790	69650	53140	5693	2240	1021	4828
Fars	193367	100437	92930	10493	4513	1731	8082
Qazvin	50312	26414	23898	2417	926	396	2019
Qom	52229	26827	25402	2554	1010	239	1864
Kordestan	64306	35145	29161	4140	1835	669	2836
Kerman	127945	65842	62103	7079	3120	1246	5873
Kermanshah	82407	44007	38400	4665	1907	678	3488
Kohgiluyeh&Boyerahmad ..	33629	17806	15823	2279	994	430	1711
Golestan	74931	39818	35113	3893	1563	690	3134
Gilan.....	101591	52127	49464	5076	1963	985	4441
Lorestan.....	81158	43043	38115	4785	1894	828	3865
Mazandaran.....	120249	61233	59016	7209	2740	1156	5320
Markazi	59271	31115	28156	2779	1250	489	2325
Hormozgan.....	78866	41745	37121	3803	1675	786	3408
Hamedan	73353	39122	34231	4411	1870	684	3145
Yazd	44895	23463	21432	2206	991	386	1886

Source: Ministry of Education.

15. 12. STUDENTS, EDUCATIONAL STAFF AND FACILITIES IN UPPER SECONDARY SCHOOL

Academic year and Ostan	Student ⁽¹⁾			Teaching and clerical staff ⁽²⁾		School ⁽¹⁾	Class ⁽¹⁾
	Total	Male	Female	Teaching	Clerical		
1370-71	2030986	1192340	838646	87964	34690	6217	63278
1375-76 ⁽³⁾	3480635	1817665	1662970	117690	64839	12222	110514
1380-81 ⁽⁴⁾	3985150	2020296	1964854	161291	105467	17200	148340
1385-86	3695947	1890567	1805380	190442	107448	22044	155274
1386-87	3569839	1838567	1731272	187846	108107	22223	153299
1387-88.....	3510180	1832405	1677775	180275	100759	22419	151683
1388-89.....	3259659	1713585	1546074	169463	109848	15289	136057
1389-90.....	3038847	1601595	1437252	186321	112181	15219	134505
East Azarbayejan.....	138634	75893	62741	8876	5040	801	6145
West Azarbayejan	123083	70577	52506	6099	3414	531	5125
Ardebil	57727	30964	26763	3746	2336	354	2626
Esfahan.....	184479	91939	92540	12606	7201	870	8357
Ilam	29317	15581	13736	2364	1469	197	1357
Bushehr	39575	20581	18994	2599	1854	274	1981
Tehran	536492	270706	265786	30852	15570	1827	22676
Chaharmahal&Bakhtiyari	42890	22244	20646	3189	2173	311	2095
South Khorasan	30145	16355	13790	2158	1499	156	1388
Khorasan-e-Razavi.....	240781	125335	115446	15573	8992	1127	10731
North Khorasan	38914	20728	18186	2333	1780	203	1699
Khuzestan	207310	112336	94974	10029	6378	1021	9070
Zanjan	44420	24841	19579	2747	2060	214	1812
Semnan.....	24199	12590	11609	1748	1045	143	1116
Sistan&Baluchestan	90153	52329	37824	4286	2423	532	3738
Fars	202104	103796	98308	13114	8140	1158	8940
Qazvin	48776	25718	23058	2820	1648	214	2106
Qom	44667	22536	22131	3112	1452	172	1833
Kordestan	62690	35817	26873	4208	3046	352	2740
Kerman	123958	63211	60747	7212	5341	713	5899
Kermanshah	89531	50216	39315	5526	3221	406	3886
Kohgiluyeh&Boyerahmad	33137	17708	15429	2560	2110	287	1609
Golestan	67839	36984	30855	3807	2408	364	2784
Gilan.....	96446	48754	47692	6255	3540	509	4671
Lorestan.....	85968	47118	38850	5109	3310	546	4038
Mazandaran.....	116070	59435	56635	9248	5059	598	5539
Markazi	55773	29446	26327	3004	1817	257	2367
Hormozgan.....	72264	38414	33850	3549	2931	455	3139
Hamedan	70911	39077	31834	4659	3109	383	3103
Yazd	40594	20366	20228	2933	1815	244	1935

1. Excluding pre-university.

2. Including teaching and clerical staff of pre-university course from 1375-76.

3. Including upper secondary education under the old and new systems.

4. Due to the elimination of the old system since 1379-80, upper secondary figures include the new system only.

Source: Ministry of Education.

15. 13. GENERAL UPPER SECONDARY SCHOOL STUDENTS BY FIELD OF STUDY AND OSTAN, ACADEMIC YEAR 1389-90

Ostan	Total			First grade		Second and third grades					
						Theoretical upper secondary		Technical and vocational		Work and knowledge	
	Both sexes	Male	Female	Male	Female	Male	Female	Male	Female	Male	Female
Total country	3038847	1601595	1437252	612705	516216	548965	686538	210290	101909	229635	132589
East Azarbayejan...	138634	75893	62741	28939	22497	25498	28370	11666	5788	9790	6086
West Azarbayejan .	123083	70577	52506	27874	18898	23590	24533	8049	3785	11064	5290
Ardebil	57727	30964	26763	11408	9580	8998	12375	4613	2121	5945	2687
Esfahan.....	184479	91939	92540	34991	32023	29914	43693	14152	7206	12882	9618
Ilam	29317	15581	13736	5135	4458	6297	7375	1847	727	2302	1176
Bushehr	39575	20581	18994	7718	6946	7010	9170	2381	1309	3472	1569
Tehran	536492	270706	265786	103639	96691	97058	125984	34028	21012	35981	22099
Chaharmahal&Bakhtiari	42890	22244	20646	8392	7363	7805	9577	2332	1595	3715	2111
South Khorasan	30145	16355	13790	6400	4798	5271	6635	2039	818	2645	1539
Khorasan-e-Razavi	240781	125335	115446	50996	42404	40131	51673	15457	7116	18751	14253
North Khorasan	38914	20728	18186	8141	6421	6512	8568	2943	992	3132	2205
Khuzestan	207310	112336	94974	46115	34965	38816	47506	10627	4125	16778	8378
Zanjan	44420	24841	19579	9259	7131	8209	9133	3362	1147	4011	2168
Semnan.....	24199	12590	11609	4962	4169	4477	5484	1623	835	1528	1121
Sistan&Baluchestan	90153	52329	37824	20245	14208	20715	19399	4180	981	7189	3236
Fars	202104	103796	98308	39133	34134	36198	49797	15129	6861	13336	7516
Qazvin	48776	25718	23058	9690	8280	6861	10214	3579	1702	5588	2862
Qom	44667	22536	22131	9387	8260	8242	10310	2585	1698	2322	1863
Kordestan	62690	35817	26873	13748	9731	12325	12965	4399	2012	5345	2165
Kerman	123958	63211	60747	23594	21440	22502	30865	9832	4427	7283	4015
Kermanshah	89531	50216	39315	18280	13652	18719	19865	5994	2904	7223	2894
Kohgiluyeh&Boyerahmad	33137	17708	15429	5838	5189	6380	8043	2089	718	3401	1479
Golestan	67839	36984	30855	14201	11603	13850	14790	4168	2182	4765	2280
Gilan.....	96446	48754	47692	18245	17354	14697	22772	8509	3864	7303	3702
Lorestan.....	85968	47118	38850	16530	13502	17804	19738	6597	2750	6187	2860
Mazandaran.....	116070	59435	56635	21883	19904	19492	25931	10247	4907	7813	5893
Markazi	55773	29446	26327	11409	9516	9087	12539	4436	1573	4514	2699
Hormozgan.....	72264	38414	33850	14902	12760	12461	15915	4068	2160	6983	3015
Hamedan	70911	39077	31834	13925	11302	12846	13729	6243	2907	6063	3896
Yazd	40594	20366	20228	7726	7037	7200	9590	3116	1687	2324	1914

Source: Ministry of Education.

15. 14. PRE-UNIVERSITY STUDENTS AND EDUCATIONAL FACILITIES⁽¹⁾

Academic year and Ostan	Student			School	Class
	Total	Male	Female		
1375-76.....	107345	48802	58543	233	3254
1380-81	477228	182732	294496	3834	16902
1385-86.....	421158	155624	265534	6280	20213
1386-87.....	438515	162522	275993	6637	21179
1388-89.....	447187	172372	274815	6909	21838
1387-88.....	409861	154673	255188	5812	19086
1389-90.....	435035	170370	264665	8442	20736
East Azarbayejan.....	19313	8126	11187	428	995
West Azarbayejan	16753	7623	9130	271	735
Ardebil	7509	3029	4480	157	364
Esfahan.....	29972	10643	19329	569	1391
Ilam	4648	1703	2945	114	239
Bushehr	5782	2105	3677	139	328
Tehran	77996	30996	47000	1242	3524
Chaharmahal&Bakhtiyari	6472	2599	3873	143	350
South Khorasan	4744	1881	2863	114	248
Khorasan-e-Razavi.....	32361	12602	19759	555	1544
North Khorasan	4956	1720	3236	90	232
Khuzestan	26373	9842	16531	501	1200
Zanjan	6654	2791	3863	136	279
Semnan.....	3382	1439	1943	80	168
Sistan&Baluchestan	10105	4107	5998	229	470
Fars	29806	10947	18859	650	1524
Qazvin	6216	2206	4010	118	282
Qom	6923	2759	4164	90	292
Kordestan	8519	3882	4637	183	405
Kerman	18134	6402	11732	445	954
Kermanshah	12775	5508	7267	236	588
Kohgiluyeh&Boyerahmad	5272	2165	3107	129	277
Golestan	9962	4010	5952	180	429
Gilan.....	13260	4485	8775	282	685
Lorestan.....	13037	5348	7689	278	648
Mazandaran.....	19327	7483	11844	384	936
Markazi	7651	2927	4724	147	358
Hormozgan.....	8896	3346	5550	200	422
Hamedan	10754	4714	6040	185	496
Yazd	7483	2982	4501	167	373

1. Teaching and clerical staff of the pre-university course are included with the upper secondary course.

Source: Ministry of Education.

15. 15. PRE-UNIVERSITY STUDENTS BY FIELD OF STUDY

Academic year and Ostan	Total			Mathematics		Experimental sciences		Humanities ⁽¹⁾		Arts	
	Total	Male	Female	Male	Female	Male	Female	Male	Female	Male	Female
1375-76	107345	48802	58543	19864	11413	20837	30550	8101	16580	×	×
1380-81	477228	182732	294496	89160	75045	41946	105656	51164	111308	462	2487
1385-86	421158	155624	265534	69900	55331	40209	103655	45158	102547	357	4001
1386-87	438515	162522	275993	72344	57869	39219	105093	50523	108521	436	4510
1388-89	447187	172372	274815	75104	58530	40505	105167	56254	106735	509	4383
1387-88	409861	154673	255188	74563	59853	39352	103351	40401	88919	357	3065
1389-90	435035	170370	264665	76391	59177	49494	116162	44121	85996	364	3330
East Azarbayejan	19313	8126	11187	3499	2700	2495	5224	2132	3124	0	139
West Azarbayejan	16753	7623	9130	2119	1266	3333	4835	2171	2991	0	38
Ardebil	7509	3029	4480	1010	716	988	2032	1031	1706	0	26
Esfahan.....	29972	10643	19329	6057	4833	2852	8217	1732	5709	2	570
Ilam	4648	1703	2945	524	346	716	1430	463	1169	0	0
Bushehr	5782	2105	3677	1004	633	583	1674	518	1315	0	55
Tehran	77996	30996	47000	20346	15637	5246	16796	5219	13464	185	1103
Chaharmahal&Bakhtiyari	6472	2599	3873	831	689	899	1890	869	1263	0	31
South Khorasan ..	4744	1881	2863	561	437	581	1228	739	1182	0	16
Khorasan-e-Razavi	32361	12602	19759	5428	4211	4009	8953	3119	6424	46	171
North Khorasan ..	4956	1720	3236	655	594	572	1423	493	1215	0	4
Khuzestan	26373	9842	16531	3866	2721	2519	7308	3457	6408	0	94
Zanjan	6654	2791	3863	1120	1022	809	1578	862	1243	0	20
Semnan.....	3382	1439	1943	803	564	276	736	360	629	0	14
Sistan&Baluchestan	10105	4107	5998	786	681	1288	2522	2027	2759	6	36
Fars	29806	10947	18859	5022	3565	3271	9531	2654	5646	0	117
Qazvin	6216	2206	4010	1086	918	595	1790	525	1242	0	60
Qom	6923	2759	4164	1268	781	746	1865	731	1469	14	49
Kordestan	8519	3882	4637	1255	911	1577	2369	1050	1357	0	0
Kerman	18134	6402	11732	2245	1986	1835	4927	2288	4612	34	207
Kermanshah	12775	5508	7267	1620	1173	2235	3943	1639	2133	14	18
Kohgiluyeh&Boyerahmad	5272	2165	3107	667	570	932	1508	558	999	8	30
Golestan	9962	4010	5952	1291	1090	1489	2892	1216	1901	14	69
Gilan.....	13260	4485	8775	2221	1966	1129	3604	1135	3099	0	106
Lorestan.....	13037	5348	7689	1611	1425	2082	3759	1638	2465	17	40
Mazandaran.....	19327	7483	11844	3651	2827	1954	4906	1878	4000	0	111
Markazi	7651	2927	4724	1490	1202	748	2027	680	1469	9	26
Hormozgan.....	8896	3346	5550	1103	1282	1412	2639	831	1594	0	35
Hamedan	10754	4714	6040	2001	1553	1401	2613	1312	1836	0	38
Yazd	7483	2982	4501	1251	878	922	1943	794	1573	15	107

1. Including students studying Ma'aref course since academic year 1380-81.

Source: Ministry of Education.

15. 16. STUDENTS AND TEACHING STAFF IN IRANIAN SCHOOLS ABROAD

Year and educational level	Student	Teaching staff
1375-76	15924	1024
1380-81	16125	1086
1385-86	14595	1633
1386-87	14242	1344
1387-88	13256	1201
1388-89	16747	1657
1389-90	16915	⁽¹⁾ 1620
Primary	7645	000
Lower secondary	3918	000
Upper secondary	5352	000

1. Decrease in the figures in comparison to the previous year is due to strengthening e-learning system.

Source: Ministry of Education.

15. 17. STUDENTS AND EDUCATIONAL FACILITIES OF EVENING LOWER SECOND-ARY COURSES

Academic year and Ostan	Student			School	Class
	Total	Male	Female		
1370-71.....	126328	97575	28753	717	3626
1375-76	86968	51609	35359	541	2623
1380-81	51011	26252	24759	522	1978
1385-86.....	40894	15833	25061	461	1852
1386-87.....	34851	12053	22798	415	1797
1388-89.....	24178	7729	16449	347	1385
1387-88.....	16746	5724	11022	278	1828
1389-90.....	27824	11323	16501	771	4169
East Azarbayejan.....	3502	1419	2083	60	194
West Azarbayejan	901	424	477	25	115
Ardebil	804	314	490	19	73
Esfahan.....	1438	492	946	32	241
Ilam	350	173	177	18	58
Bushehr	687	238	449	25	135
Tehran	3224	1412	1812	78	489
Chaharmahal&Bakhtiyari	229	56	173	6	17
South Khorasan	93	24	69	5	17
Khorasan-e-Razavi.....	1828	937	891	51	441
North Khorasan	66	62	4	3	32
Khuzestan	1600	679	921	30	200
Zanjan	1103	397	706	21	85
Semnan.....	200	31	169	9	24
Sistan&Baluchestan	950	338	612	29	87
Fars	1886	684	1202	66	519
Qazvin	350	157	193	11	50
Qom	615	180	435	13	40
Kordestan	505	186	319	15	85
Kerman	1273	519	754	33	269
Kermanshah	162	19	143	4	8
Kohgiluyeh&Boyerahmad	507	157	350	16	60
Golestan	309	40	269	11	50
Gilan.....	421	209	212	40	83
Lorestan.....	1726	702	1024	41	209
Mazandaran.....	438	191	247	24	166
Markazi	700	321	379	20	73
Hormozgan.....	800	510	290	34	135
Hamedan	727	214	513	23	116
Yazd	430	238	192	9	98

Source: Ministry of Education.

15. 18. STUDENTS AND EDUCATIONAL FACILITIES OF ADULT EVENING UPPER SECONDARY COURSES

Academic year and Ostan	Student			School	Class
	Total	Male	Female		
1370-71	96786	70910	25876	484	2910
1375-76 ⁽¹⁾	223161	131872	91289	667	6478
1380-81	322680	208001	114679	1602	12363
1385-86	323916	204367	119549	2599	16167
1386-87	314198	196854	117344	2579	15899
1387-88.....	288420	186298	102122	2683	15772
1388-89.....	261044	169338	91706	2371	14850
1389-90.....	288339	157409	130930	2761	15739
East Azarbayejan.....	21475	12131	9344	214	1221
West Azarbayejan	13439	7209	6230	129	869
Ardebil	10148	5213	4935	87	518
Esfahan.....	12930	8683	4247	105	636
Ilam	3914	2029	1885	34	196
Bushehr	6372	2811	3561	74	369
Tehran	40030	20155	19875	288	1916
Chaharmahal&Bakhtiyari	4163	2491	1672	32	193
South Khorasan	2381	1266	1115	20	120
Khorasan-e-Razavi.....	13206	7230	5976	164	790
North Khorasan	1322	842	480	31	101
Khuzestan	21225	13117	8108	133	981
Zanjan	7350	3981	3369	50	409
Semnan.....	1124	382	742	17	75
Sistan&Baluchestan	10326	6118	4208	123	583
Fars	15480	8390	7090	188	928
Qazvin	3984	2046	1938	29	158
Qom	4397	2296	2101	36	206
Kordestan	8730	4193	4537	57	413
Kerman	13899	7490	6409	128	755
Kermanshah	6392	4394	1998	51	286
Kohgiluyeh&Boyerahmad	6138	3436	2702	62	346
Golestan	6688	3494	3194	54	316
Gilan.....	8763	4741	4022	136	570
Lorestan.....	14939	7562	7377	145	864
Mazandaran.....	9159	4701	4458	113	586
Markazi	4513	2107	2406	55	351
Hormozgan.....	6307	3821	2486	93	396
Hamedan	6848	3657	3191	67	388
Yazd	2697	1423	1274	46	199

1. Including students in both old and new systems.

Source: Ministry of Education.

15. 19. EVENING PRE-UNIVERSITY STUDENTS AND EDUCATIONAL FACILITIES

Academic year and Ostan	Student			School	Class
	Total	Male	Female		
1380-81	177420	94719	82701	1393	5952
1385-86	115060	54774	60286	1873	6103
1386-87	113147	53648	59499	1857	5899
1387-88.....	99538	51738	47800	1783	5350
1388-89.....	83066	44462	38604	1604	4842
1389-90.....	40537	24031	16506	1227	3139
East Azarbayejan.....	2588	1650	938	99	238
West Azarbayejan	2057	1334	723	63	164
Ardebil	1200	765	435	42	111
Esfahan.....	1495	879	616	37	110
Ilam	104	49	55	4	13
Bushehr	609	303	306	24	62
Tehran	5778	3095	2683	133	386
Chaharmahal&Bakhtiyari	301	238	63	14	29
South Khorasan	146	100	46	7	16
Khorasan-e-Razavi.....	2175	1254	921	85	198
North Khorasan	123	90	33	6	16
Khuzestan	2716	1785	931	71	171
Zanjan	607	401	206	15	37
Semnan.....	379	213	166	11	31
Sistan&Baluchestan	1255	780	475	58	124
Fars	2383	1603	780	81	220
Qazvin	578	287	291	15	34
Qom	884	464	420	14	42
Kordestan	916	717	199	16	46
Kerman	2553	1434	1119	65	161
Kermanshah	1371	975	396	25	66
Kohgiluyeh&Boyerahmad	1098	649	449	32	78
Golestan	786	428	358	19	49
Gilan.....	1261	749	512	54	137
Lorestan.....	2541	1341	1200	66	183
Mazandaran.....	1538	735	803	68	176
Markazi	656	221	435	21	47
Hormozgan.....	842	494	348	30	70
Hamedan	1319	877	442	40	96
Yazd	278	121	157	12	28

Source: Ministry of Education.

15. 20. INSTRUCTORS OF LITERACY MOVEMENT ORGANIZATION BY SEX

Year and Ostan	Both sexes	Male	Female
1370	77812	25771	52041
1375	55122	13695	41427
1380	30778	6738	24040
1385	49585	7611	41974
1386	51142	7912	43230
1387 ^(*)	47696	6862	40834
1388 ^(*)	44065	6793	37272
1389.....	38202	5166	33036
East Azarbayejan.....	2112	302	1810
West Azarbayejan	2003	327	1676
Ardebil	1137	163	974
Esfahan.....	1323	55	1268
Ilam	331	46	285
Bushehr	783	49	734
Tehran	2068	130	1938
Chaharmahal&Bakhtiyari	359	8	351
South Khorasan	462	43	419
Khorasan-e-Razavi.....	2801	282	2519
North Khorasan	766	51	715
Khuzestan	4131	731	3400
Zanjan	425	17	408
Semnan.....	115	15	100
Sistan&Baluchestan	3748	792	2956
Fars	2340	286	2054
Qazvin	655	56	599
Qom	267	32	235
Kordestan	2258	259	1999
Kerman	1253	237	1016
Kermanshah	1097	99	998
Kohgiluyeh&Boyerahmad	716	227	489
Golestan	367	86	281
Gilan.....	1175	215	960
Lorestan.....	714	168	546
Mazandaran.....	889	96	793
Markazi	525	14	511
Hormozgan.....	1690	255	1435
Hamedan	1290	95	1195
Yazd	402	30	372

Source: Literacy Movement Organization.

15. 21. ADULT LEARNERS AND CLASSES OF LITERACY MOVEMENT COURSES IN RURAL AND URBAN AREAS

Year and course	Learners			Class		
	Total	Urban	Rural ⁽¹⁾	Total	Urban	Rural ⁽¹⁾
<i>Preliminary course</i>						
1370.....	955205	373225	581980	63680	25061	38619
1375.....	491476	230659	260817	39562	18429	21133
1380.....	256657	124275	132382	20781	10048	10733
1385.....	634087	232753	401334	53459	19872	33587
1386.....	694556	248328	446228	59247	21552	37695
1387 ^(*)	649615	235179	414436	58493	21176	37317
1388 ^(*)	546517	200318	346199	45563	⁽²⁾ 17612	⁽²⁾ 27951
1389.....	413885	173905	239980	37433	16841	20592
<i>Complementary course</i>						
1370.....	796248	332368	463880	56424	23470	32954
1375.....	330943	164001	166942	26942	13117	13825
1380.....	183758	85712	98046	15505	7280	8225
1385.....	407990	160724	247266	34622	13813	20809
1386.....	471492	171248	300244	40302	14717	25585
1387 ^(*)	535584	189427	346157	48786	17255	31531
1388 ^(*)	567017	181434	385583	45664	⁽²⁾ 15123	⁽²⁾ 30541
1389.....	471165	190867	280298	43818	18766	25052
<i>Final course</i>						
1370.....	145764	000	000	6837	3442	3395
1375.....	160789	82725	78064	9892	4983	4909
1380.....	131181	57587	73594	9189	4057	5132
1385.....	186049	79654	106395	13967	5854	8113
1386.....	204033	81000	123033	15247	5828	9419
1387 ⁽³⁾	23280	9687	13593	1728	719	1009
1388 ^(*)	16186	6399	9787	1214	⁽²⁾ 520	⁽²⁾ 694
1389.....	87112	35582	51530	7587	3041	4546
<i>Fifth grade course</i>						
1370.....	112935	59907	53028	6633	3341	3292
1375.....	76124	42563	33561	4669	2495	2174
1380.....	69842	32624	37218	4616	2120	2496
1385.....	129289	56460	72829	9255	3894	5361
1386.....	104927	42775	62152	7398	2852	4546
1387 ⁽³⁾	5667	2274	3393	420	169	251
1388 ^(*)	93	38	55	7	⁽²⁾ 3	⁽²⁾ 4
1389.....	685	238	447	50	18	32

1. Including data related to nomads covered by Literacy Movement Organization.

2. Referring single-sex classrooms.

3. The reason for decrease in figures in the final and fifth grade courses as 1387 is the Organization's focus on elementary and complementary educational courses.

Source: Literacy Movement Organization.

15. 22. ADULT LEARNERS OF LITERACY MOVEMENT BY AGE

Year and course	Total	10-19 years	20-29 years	30-39 years	40-49 years	50 years and over
<i>Preliminary course</i>						
1370.....	955205	258852	247251	235097	128487	85518
1375.....	491476	120119	116661	126522	79840	48334
1380.....	256657	59907	52075	61770	49630	33275
1385.....	634087	101753	135841	142187	131088	123218
1386.....	694556	105705	155337	154776	148506	130232
1387 ^(*)	649615	60892	152399	174096	180236	81992
1388 ^(*)	546517	32324	148735	176646	166496	22316
1389.....	413885	19121	90915	139367	139161	25321
<i>Complementary course</i>						
1370.....	796248	248323	229593	193138	83107	42087
1375.....	330943	85772	92716	87383	44895	20177
1380.....	183758	44317	40913	48552	33144	16832
1385.....	407990	61622	87314	103460	87869	67725
1386.....	471492	66688	102617	113626	103276	85285
1387 ^(*)	535584	50359	118100	144443	149195	73487
1388 ^(*)	567017	33025	134773	181512	190784	26923
1389.....	471165	20225	100060	161083	166529	23268
<i>Final course</i>						
1370.....	145764	58173	48609	26152	8965	3865
1375.....	160789	50910	49600	38521	15970	5788
1380.....	131181	32206	32468	37266	21077	8164
1385.....	186049	27840	38815	53866	40184	25344
1386.....	204033	27207	42395	58717	45942	29772
1387 ⁽¹⁾	23280	1189	3724	7355	7982	3030
1388 ^(*)	16186	503	2075	5644	7336	628
1389.....	87112	2961	12714	29145	38686	3606
<i>Fifth grade course</i>						
1370.....	112935	48747	38656	18360	5292	1880
1375.....	76124	29234	25047	14994	5154	1695
1380.....	69842	19537	20179	18510	8751	2865
1385.....	129289	20552	30643	40564	25183	12347
1386.....	104927	14901	24284	32735	21509	11498
1387 ⁽¹⁾	5667	400	1024	2139	1545	559
1388 ^(*)	93	4	12	21	32	24
1389.....	685	5	66	266	298	50

1. The reason for decrease in figures in the final and fifth grade courses as 1387 is the Organization's focus on elementary and complementary educational courses.

Source: Literacy Movement Organization.

15. 23. VILLAGES COVERED BY LITERACY MOVEMENT ORGANIZATION

Year and Ostan	Villages
1370.....	27036
1375.....	19039
1380.....	15575
1385.....	20036
1386.....	19354
1387 ^(*)	23013
1388 ^(*)	20958
1389.....	16808
East Azarbajejan.....	868
West Azarbajejan	1031
Ardebil	590
Esfahan.....	323
Ilam	179
Bushehr	253
Tehran	195
Chaharmahal&Bakhtiyari	291
South Khorasan	285
Khorasan-e-Razavi.....	809
North Khorasan	349
Khuzestan	1450
Zanjan	371
Semnan.....	49
Sistan&Baluchestan	1904
Fars	1170
Qazvin	230
Qom	1
Kordestan	821
Kerman	879
Kermanshah	587
Kohgiluyeh&Boyerahmad	517
Golestan	237
Gilan.....	834
Lorestan.....	511
Mazandaran.....	595
Markazi	139
Hormozgan.....	708
Hamedan	513
Yazd	119

Source: Literacy Movement Organization.

15. 24. STUDENTS COMPLETED PRIMARY OR LOWER SECONDARY EDUCATION⁽¹⁾ BY SEX

Academic year and Ostan	Primary			Lower secondary		
	Total	Male	Female	Total	Male	Female
1380-81	7172690	3723192	3449498	4340268	2256422	2083846
1384-85	5760886	2962916	2797970	3695157	1902523	1792634
1385-86	5622081	2888553	2733528	3545396	1835973	1709423
1386-87	5540703	2843996	2696707	3406752	1779853	1626899
1387-88	4670537	2406459	2264078	2784389	1437041	1347348
1388-89	000	000	000	000	000	000
East Azarbayejan	000	000	000	000	000	000
West Azarbayejan	000	000	000	000	000	000
Ardebil	000	000	000	000	000	000
Esfahan	000	000	000	000	000	000
Ilam	000	000	000	000	000	000
Bushehr	000	000	000	000	000	000
Tehran	000	000	000	000	000	000
Chaharmahal&Bakhtiari	000	000	000	000	000	000
South Khorasan	000	000	000	000	000	000
Khorasan-e-Razavi	000	000	000	000	000	000
North Khorasan	000	000	000	000	000	000
Khuzestan	000	000	000	000	000	000
Zanjan	000	000	000	000	000	000
Semnan	000	000	000	000	000	000
Sistan&Baluchestan	000	000	000	000	000	000
Fars	000	000	000	000	000	000
Qazvin	000	000	000	000	000	000
Qom	000	000	000	000	000	000
Kordestan	000	000	000	000	000	000
Kerman	000	000	000	000	000	000
Kermanshah	000	000	000	000	000	000
Kohgiluyeh&Boyerahmad	000	000	000	000	000	000
Golestan	000	000	000	000	000	000
Gilan	000	000	000	000	000	000
Lorestan	000	000	000	000	000	000
Mazandaran	000	000	000	000	000	000
Markazi	000	000	000	000	000	000
Hormozgan	000	000	000	000	000	000
Hamedan	000	000	000	000	000	000
Yazd	000	000	000	000	000	000

1. Excluding adult students.

2. No information is available.

Source: Ministry of Education.

15. 25. UPPER SECONDARY SCHOOL GRADUATES ⁽¹⁾ BY FIELD OF STUDY

Academic year and Ostan	Total			Mathematics and physics		Experimental sciences	
	Both sexes	Male	Female	Male	Female	Male	Female
1370-71.....	248332	136649	111683	26210	8786	36318	46295
1375-76.....	⁽³⁾ 444703	⁽³⁾ 199018	⁽³⁾ 245685	30800	21197	28457	51263
1380-81.....	836219	371606	464613	111213	96069	63024	135758
1384-85.....	719471	298758	420713	78873	66860	44238	121001
1385-86.....	859971	384582	475389	87237	72005	50989	131647
1386-87.....	802544	366847	435697	87307	71239	49672	123883
1387-88.....	561783	243134	318649	69586	60576	35883	97280
1388-89 ⁽⁴⁾	000	000	000	000	000	000	000
East Azarbayejan.....	000	000	000	000	000	000	000
West Azarbayejan.....	000	000	000	000	000	000	000
Ardebil.....	000	000	000	000	000	000	000
Esfahan.....	000	000	000	000	000	000	000
Ilam.....	000	000	000	000	000	000	000
Bushehr.....	000	000	000	000	000	000	000
Tehran.....	000	000	000	000	000	000	000
Chaharmahal & Bakhtiari.....	000	000	000	000	000	000	000
South Khorasan.....	000	000	000	000	000	000	000
Khorasan-e-Razavi.....	000	000	000	000	000	000	000
North Khorasan.....	000	000	000	000	000	000	000
Khuzestan.....	000	000	000	000	000	000	000
Zanjan.....	000	000	000	000	000	000	000
Semnan.....	000	000	000	000	000	000	000
Sistan & Baluchestan.....	000	000	000	000	000	000	000
Fars.....	000	000	000	000	000	000	000
Qazvin.....	000	000	000	000	000	000	000
Qom.....	000	000	000	000	000	000	000
Kordestan.....	000	000	000	000	000	000	000
Kerman.....	000	000	000	000	000	000	000
Kermanshah.....	000	000	000	000	000	000	000
Kohgiluyeh & Boyerahmad.....	000	000	000	000	000	000	000
Golestan.....	000	000	000	000	000	000	000
Gilan.....	000	000	000	000	000	000	000
Lorestan.....	000	000	000	000	000	000	000
Mazandaran.....	000	000	000	000	000	000	000
Markazi.....	000	000	000	000	000	000	000
Hormozgan.....	000	000	000	000	000	000	000
Hamedan.....	000	000	000	000	000	000	000
Yazd.....	000	000	000	000	000	000	000

15. 25. UPPER SECONDARY SCHOOL GRADUATES⁽¹⁾ BY FIELD OF STUDY (continued)

Academic year and Ostan	Humanities ⁽²⁾		Technical and vocational		Work and knowledge	
	Male	Female	Male	Female	Male	Female
1370-71.....	52098	49830	22023	6772	000	000
1375-76.....	12891	29557	14204	7409	000	000
1380-81.....	86342	164203	27485	9944	83542	58639
1384-85.....	48140	119684	61474	48456	66033	64712
1385-86.....	65588	140082	78826	51385	101942	80270
1386-87.....	64005	128525	71165	44914	94698	67136
1387-88.....	39731	89849	38510	26643	59424	44301
1388-89⁽⁴⁾...	000	000	000	000	000	000
East Azarbayejan.....	000	000	000	000	000	000
West Azarbayejan.....	000	000	000	000	000	000
Ardebil.....	000	000	000	000	000	000
Esfahan.....	000	000	000	000	000	000
Ilam.....	000	000	000	000	000	000
Bushehr.....	000	000	000	000	000	000
Tehran.....	000	000	000	000	000	000
Chaharmahal&Bakhtiari.....	000	000	000	000	000	000
South Khorasan.....	000	000	000	000	000	000
Khorasan-e-Razavi.....	000	000	000	000	000	000
North Khorasan.....	000	000	000	000	000	000
Khuzestan.....	000	000	000	000	000	000
Zanjan.....	000	000	000	000	000	000
Semnan.....	000	000	000	000	000	000
Sistan&Baluchestan.....	000	000	000	000	000	000
Fars.....	000	000	000	000	000	000
Qazvin.....	000	000	000	000	000	000
Qom.....	000	000	000	000	000	000
Kordestan.....	000	000	000	000	000	000
Kerman.....	000	000	000	000	000	000
Kermanshah.....	000	000	000	000	000	000
Kohgiluyeh&Boyerahmad.....	000	000	000	000	000	000
Golestan.....	000	000	000	000	000	000
Gilan.....	000	000	000	000	000	000
Lorestan.....	000	000	000	000	000	000
Mazandaran.....	000	000	000	000	000	000
Markazi.....	000	000	000	000	000	000
Hormozgan.....	000	000	000	000	000	000
Hamedan.....	000	000	000	000	000	000
Yazd.....	000	000	000	000	000	000

1. Statistics provided for the years before the academic year 1375-76 include graduates from daily course only.

2. Including graduates from Ma'aref course since academic year 1380-81.

3. Old system graduates have been included in the total only.

4. No information is available.

Source: Ministry of Education.

15. 26. PRE-UNIVERSITY GRADUATES⁽¹⁾ BY FIELD OF STUDY

Academic year and Ostan	Total			Mathematics		Experimental sciences		Humanities ⁽²⁾		Arts	
	Both sexes	Male	Female	Male	Female	Male	Female	Male	Female	Male	Female
1380-81.....	506234	186730	319504	91805	82394	44911	114957	49031	117779	983	4374
1383-84.....	481484	179213	302271	79213	67523	44235	109050	55105	121575	660	4123
1384-85.....	462183	167359	294824	73713	61243	43343	111574	49694	117680	609	4327
1385-86.....	456215	161228	294987	72808	60510	42182	114423	45653	114870	585	5184
1386-87.....	456215	161228	294987	72808	60510	42182	114423	45653	114870	585	5184
1387-88⁽²⁾.....	000	000	000	000	000	000	000	000	000	000	000
East Azarbayejan..	000	000	000	000	000	000	000	000	000	000	000
West Azarbayejan ..	000	000	000	000	000	000	000	000	000	000	000
Ardebil ..	000	000	000	000	000	000	000	000	000	000	000
Esfahan.....	000	000	000	000	000	000	000	000	000	000	000
Ilam ..	000	000	000	000	000	000	000	000	000	000	000
Bushehr ..	000	000	000	000	000	000	000	000	000	000	000
Tehran ..	000	000	000	000	000	000	000	000	000	000	000
Chaharmahal&Bakhtiari ..	000	000	000	000	000	000	000	000	000	000	000
South Khorasan	000	000	000	000	000	000	000	000	000	000	000
Khorasan-e-Razavi.....	000	000	000	000	000	000	000	000	000	000	000
North Khorasan	000	000	000	000	000	000	000	000	000	000	000
Khuzestan ..	000	000	000	000	000	000	000	000	000	000	000
Zanjan ..	000	000	000	000	000	000	000	000	000	000	000
Semnan.....	000	000	000	000	000	000	000	000	000	000	000
Sistan&Baluchestan ..	000	000	000	000	000	000	000	000	000	000	000
Fars ..	000	000	000	000	000	000	000	000	000	000	000
Qazvin ..	000	000	000	000	000	000	000	000	000	000	000
Qom.....	000	000	000	000	000	000	000	000	000	000	000
Kordestan ..	000	000	000	000	000	000	000	000	000	000	000
Kerman ..	000	000	000	000	000	000	000	000	000	000	000
Kermanshah ..	000	000	000	000	000	000	000	000	000	000	000
Kohgiluyeh&Boyerahmad ..	000	000	000	000	000	000	000	000	000	000	000
Golestan ..	000	000	000	000	000	000	000	000	000	000	000
Gilan.....	000	000	000	000	000	000	000	000	000	000	000
Lorestan.....	000	000	000	000	000	000	000	000	000	000	000
Mazandaran.....	000	000	000	000	000	000	000	000	000	000	000
Markazi ..	000	000	000	000	000	000	000	000	000	000	000
Hormozgan.....	000	000	000	000	000	000	000	000	000	000	000
Hamedan ..	000	000	000	000	000	000	000	000	000	000	000
Yazd ..	000	000	000	000	000	000	000	000	000	000	000

1. Including day and evening courses.

2. Including graduates from Ma'aref course since academic year 1380-81.

3. No information is available.

Source: Ministry of Education.

15. 27. LEARNERS COMPLETED LITERACY MOVEMENT COURSES BY SEX

Year and Ostan	Total			Preliminary		Complementary		Final course		Fifth grade	
	Both sexes	Male	Female	Male	Female	Male	Female	Male	Female	Male	Female
1370.....	1026989	235492	791497	112976	321615	101377	340431	13580	80248	7559	49203
1375.....	622351	87132	535219	46094	223470	29816	172574	7902	96094	3320	43081
1380.....	452141	87426	364715	37675	133295	24402	104557	15635	79132	9714	47731
1385.....	1082367	155851	926516	86105	409240	43966	282157	15309	135806	10471	99313
1386.....	1204125	184781	1019344	100914	460456	58599	329302	17674	147611	7594	81975
1387.....	979895	146963	832932	88063	447694	57706	363518	929	17791	265	3929
1388.....	979895	146963	832932	88063	447694	57706	363518	929	17791	265	3929
1389⁽¹⁾.....	513497	71811	441686	33686	152992	34404	224068	3686	64146	35	480
East Azarbayejan.....	25375	3334	22041	1207	6575	1877	13322	238	2144	12	0
West Azarbayejan	30556	4543	26013	1889	9714	2471	15117	183	1182	0	0
Ardebil	16559	2870	13689	1127	3045	1483	6845	260	3799	0	0
Esfahan.....	19796	799	18997	411	7256	334	8898	54	2843	0	0
Ilam	5942	1100	4842	664	1995	393	2471	43	376	0	0
Bushehr	6754	457	6297	183	877	201	1953	73	3467	0	0
Tehran	15816	1094	14722	542	5862	552	8105	0	755	0	0
Chaharmahal&Bakhtiyari	7598	196	7402	114	2191	65	3908	17	1303	0	0
South Khorasan	4611	514	4097	289	1604	197	2161	28	332	0	0
Khorasan-e-Razavi	43540	6606	36934	3151	11860	3357	18384	98	6690	0	0
North Khorasan	10714	1286	9428	583	3021	703	5238	0	1169	0	0
Khuzestan	41699	7693	34006	3913	13017	3594	17173	186	3816	0	0
Zanjan	9362	640	8722	310	2432	319	4757	11	1533	0	0
Semnan.....	582	31	551	15	181	16	268	0	102	0	0
Sistan&Baluchestan	58717	11599	47118	5662	16782	5633	24426	304	5910	0	0
Fars	21422	2320	19102	677	2591	900	6905	743	9606	0	0
Qazvin	9214	809	8405	384	3612	410	3951	15	842	0	0
Qom	8841	911	7930	460	3101	317	3263	134	1566	0	0
Kordestan	29003	3807	25196	1816	10213	1980	14569	11	414	0	0
Kerman	20401	3963	16438	2079	6873	1803	8069	81	1496	0	0
Kermanshah	13237	1283	11954	637	5152	547	5812	99	990	0	0
Kohgiluyeh&Boyerahmad..	12386	1804	10582	737	2528	861	5575	206	2479	0	0
Golestan	9760	1228	8532	503	3381	725	5151	0	0	0	0
Gilan.....	17199	2961	14238	1262	4927	1271	6099	428	3212	0	0
Lorestan.....	21753	4029	17724	1971	7974	1936	9232	122	518	0	0
Mazandaran.....	16531	1878	14653	1001	5951	619	6038	235	2184	23	480
Markazi	4103	195	3908	132	1172	63	2129	0	607	0	0
Hormozgan.....	16548	2826	13722	1467	5973	1359	7746	0	3	0	0
Hamedan	12374	698	11676	261	2395	320	5363	117	3918	0	0
Yazd	3104	337	2767	239	737	98	1140	0	890	0	0

1. Literacy Movement Organization accessed the people's personal information through the Databank of Targeted Subsidies in the second half of the year 1389. By comparing the performance of the second half of the year 1389 with the number of the illiterate people in the mentioned Databank, it was shown that some people who were literate were eliminated from the literacy classes.

Source: Literacy Movement Organization.

15. 28. TEACHING AND CLERICAL STAFF OF TEACHER TRAINING COURSES

Academic year	Teaching	Clerical
1370-71.....	2122	2315
1375-76.....	1950	2640
1380-81.....	1176	2052
1385-86.....	1071	1788
1386-87.....	890	1466
1387-88.....	881	1411
1388-89.....	751	1526
1389-90.....	721	1460

Source: Ministry of Education.

15. 29. STUDENTS AND TEACHER TRAINING CENTRES

Academic year and Ostan	Students			College
	Both sexes	Male	Female	
1370-71.....	54659	29825	24834	192
1375-76.....	16011	8447	7564	100
1380-81.....	11762	6267	5495	92
1385-86.....	13665	7771	5894	77
1386-87.....	18858	11554	7304	97
1387-88.....	9945	5663	4282	117
1388-89.....	4880	2551	2329	96
1389-90⁽¹⁾.....	30579	15358	15221	96
East Azarbayejan.....	745	623	122	3
West Azarbayejan	956	623	333	4
Ardebil	548	280	268	3
Esfahan.....	1263	739	524	5
Ilam	594	222	372	2
Bushehr	706	260	446	2
Tehran	2750	1394	1356	11
Chaharmahal&Bakhtiyari	655	281	374	3
South Khorasan	791	454	337	3
Khorasan-e-Razavi.....	2455	1438	1017	6
North Khorasan	190	86	104	2
Khuzestan	2409	1293	1116	8
Zanjan	633	342	291	2
Semnan.....	265	148	117	1
Sistan&Baluchestan	1215	700	515	3
Fars	2039	926	1113	6
Qazvin	655	341	314	1
Qom	953	482	471	2
Kordestan	903	458	445	2
Kerman	808	453	355	2
Kermanshah	1539	417	1122	2
Kohgiluyeh&Boyerahmad	532	278	254	2
Golestan	1100	476	624	3
Gilan.....	1075	421	654	2
Lorestan.....	707	420	287	3
Mazandaran.....	776	264	512	5
Markazi	398	256	142	2
Hormozgan.....	1191	414	777	2
Hamedan	1089	554	535	2
Yazd	639	312	327	2

Source: Ministry of Education.

15. 30. FULL-TIME AND PART-TIME TEACHING STAFF OF UNIVERSITIES AND HIGHER EDUCATION CENTRES⁽¹⁾ BY SEX

Academic year and Ostan	Both sexes	Male	Female
1370-71 ⁽²⁾	25208	20923	4285
1375-76.....	40477	33306	7171
1380-81.....	54969	44899	10070
1385-86 ⁽³⁾	62333	49453	12880
1386-87 ⁽³⁾	62152	48957	13195
1387-88 ⁽⁴⁾	90397	72834	17563
1388-89.....	96107	77934	18173
1389-90.....	125576	98168	27408
East Azarbayejan.....	5901	4822	1079
West Azarbayejan.....	4020	3275	745
Ardebil.....	2412	2075	337
Esfahan.....	9609	7222	2387
Ilam.....	1235	986	249
Bushehr.....	1624	1230	394
Tehran.....	23472	17883	5589
Chaharmahal&Bakhtiyari.....	1518	1134	384
South Khorasan.....	1433	1087	346
Khorasan-e-Razavi.....	9372	7215	2157
North Khorasan.....	1297	1040	257
Khuzestan.....	4413	3518	895
Zanjan.....	3216	2643	573
Semnan.....	3111	2462	649
Sistan&Baluchestan.....	2610	2131	479
Fars.....	6596	4864	1732
Qazvin.....	3626	2780	846
Qom.....	2742	2303	439
Kordestan.....	1714	1465	249
Kerman.....	5034	3638	1396
Kermanshah.....	2269	1824	445
Kohgiluyeh&Boyerahmad.....	1435	1217	218
Golestan.....	2790	2236	554
Gilan.....	3772	3014	758
Lorestan.....	2874	2270	604
Mazandaran.....	8506	6853	1653
Markazi.....	2762	2048	714
Hormozgan.....	1135	856	279
Hamedan.....	2266	1814	452
Yazd.....	2812	2263	549

1. Excluding Islamic Azad University and Universities of the Ministry of Health and Medical Education.

2. Including part-time university teaching staff.

3. Including teaching staff of Payam-e-Noor University and University of Applied Science and Technology.

4. Revised figures.

Source: Ministry of Science, Research and Technology.

15. 31. FULL-TIME AND PART-TIME TEACHING STAFF OF UNIVERSITIES AND HIGHER EDUCATION CENTRES⁽¹⁾ SCIENTIFIC RANKING

Academic year and Ostan	Total	Faculty member					Non-faculty staff
		Full professor	Associate professor	Assistant professor	Lecturer	Assistant lecturer	
1370-71 ⁽²⁾	25208	664	1314	6599	8584	1148	6899
1375-76.....	40477	907	1923	9661	14059	1100	12827
1380-81.....	54969	1344	2596	14379	16055	948	19647
1385-86 ⁽³⁾	62333	2129	3922	17871	18690	1194	18527
1386-87 ⁽³⁾	62152	1976	3729	17571	23459	678	14739
1387-88 ⁽⁴⁾	90397	1885	3489	14651	21030	714	48628
1388-89.....	96107	1667	3351	14049	20703	1484	54853
1389-90.....	125576	2004	3829	15654	20830	1533	81726
East Azarbayejan.....	5901	82	186	749	1172	80	3632
West Azarbayejan	4020	24	74	354	555	56	2957
Ardebil	2412	7	25	349	482	17	1532
Esfahan.....	9609	131	298	1190	2021	85	5884
Ilam	1235		3	93	201	4	934
Bushehr	1624	2	3	138	224	30	1227
Tehran	23472	987	1737	4362	1822	196	14368
Chaharmahal&Bakhtiari	1518	1	28	189	25	26	1249
South Khorasan.....	1433	2	12	175	112	29	1103
Khorasan-e-Razavi.....	9372	124	229	851	1740	49	6379
North Khorasan	1297		1	31	174	5	1086
Khuzestan	4413	108	199	623	440	54	2989
Zanjan	3216	18	52	500	644	11	1991
Semnan.....	3111	12	82	654	874	20	1469
Sistan&Baluchestan	2610	8	35	381	502	25	1659
Fars	6596	197	171	470	651	67	5040
Qazvin	3626	15	59	282	1168	52	2050
Qom	2742	44	73	476	600	20	1529
Kordestan	1714	1	20	172	72	23	1426
Kerman	5034	60	87	482	799	34	3572
Kermanshah	2269	11	39	246	225	24	1724
Kohgiluyeh&Boyerahmad	1435		10	133	61	6	1225
Golestan	2790	34	46	222	531	28	1929
Gilan.....	3772	25	72	390	616	14	2655
Lorestan.....	2874	6	10	202	394	305	1957
Mazandaran.....	8506	41	104	678	3133	144	4406
Markazi	2762	16	40	385	568	16	1737
Hormozgan.....	1135	4	6	133	218	21	753
Hamedan	2266	27	67	371	326	57	1418
Yazd	2812	17	61	373	480	35	1846

1. Excluding Islamic Azad University and Universities of the Ministry of Health and Medical Education.

2. Including part-time teaching staff.

3. Excluding Non- faculty teaching staff of Payam-e-Noor University and Comprehensive University of Applied Science and Technology.

4. Revised figures.

Source: Ministry of Science, Research and Technology.

15. 32. TEACHING STAFF^(1,2) OF ISLAMIC AZAD UNIVERSITY BY SEX

Academic year and Ostan	Both sexes	Male	Female
1375-76.....	18228	15943	2285
1380-81.....	24266	20509	3757
1385-86.....	51993	40983	11010
1386-87.....	56255	43805	12450
1387-88 ⁽³⁾	64642	50052	14590
1388-89 ⁽³⁾	71931	54786	17145
1389-90.....	79780	58497	21283
East Azarbayejan.....	5855	4473	1382
West Azarbayejan.....	2179	1748	431
Ardebil.....	1619	1323	296
Esfahan.....	5318	3824	1494
Ilam.....	477	380	97
Bushehr.....	982	795	187
Tehran.....	16712	11209	5503
Chaharmahal&Bakhtiyari.....	748	539	209
South Khorasan.....	789	639	150
Khorasan-e-Razavi.....	3734	2739	995
North Khorasan.....	612	464	148
Khuzestan.....	5250	3942	1308
Zanjan.....	1368	974	394
Semnan.....	1749	1296	453
Sistan&Baluchestan.....	1097	827	270
Fars.....	5890	4303	1587
Qazvin.....	2045	1584	461
Qom.....	523	375	148
Kordestan.....	1001	784	217
Kerman.....	2419	1652	767
Kermanshah.....	1102	879	223
Kohgiluyeh&Boyerahmad.....	903	727	176
Golestan.....	1444	1074	370
Gilan.....	2481	1835	646
Lorestan.....	1416	1061	355
Mazandaran.....	4452	3299	1153
Markazi.....	3399	2535	864
Hormozgan.....	1079	792	287
Hamedan.....	1605	1202	403
Yazd.....	1532	1223	309

1. Including full-time, part-time, contract, and fellow staff.

2. Including a number of teaching staff of universities and higher education institutes covered by the Ministry of Science, Research and Technology who work with the Islamic Azad University.

3. Excluding overseas branches.

Source: Islamic Azad University.

15. 33. TEACHING STAFF^(1,2) OF ISLAMIC AZAD UNIVERSITY BY RANK

Academic year and Ostan	Total	Faculty member					Non-faculty staff
		Full professor	Associate professor	Assistant professor	Lecturer	Assistant lecturer	
1375-76.....	⁽³⁾ 18228	374	712	3184	13163	0	×
1380-81.....	24266	723	514	3737	15743	877	2672
1385-86.....	51993	680	726	6694	33195	2920	7778
1386-87.....	56255	647	761	7262	35731	3152	8702
1387-88 ⁽⁴⁾	64642	636	743	7580	39496	3830	12357
1388-89 ⁽⁴⁾	71931	764	950	9505	43054	3559	14099
1389-90.....	79780	769	1106	11195	49190	2935	14585
East Azarbayejan.....	5855	60	107	817	4419	236	216
West Azarbayejan.....	2179	14	15	230	1405	142	373
Ardebil.....	1619	10	3	109	1271	55	171
Esfahan.....	5318	57	95	687	2719	41	1719
Ilam.....	477	9	1	32	285	10	140
Bushehr.....	982	2	0	79	642	22	237
Tehran.....	16712	393	549	3779	7055	119	4817
Chaharmahal&Bakhtiari.....	748	6	9	81	618	28	6
South Khorasan.....	789	2	2	70	416	87	212
Khorasan-e-Razavi.....	3734	46	44	459	2017	111	1057
North Khorasan.....	612	0	1	58	454	45	54
Khuzestan.....	5250	29	26	418	3879	444	454
Zanjan.....	1368	2	10	160	1140	31	25
Semnan.....	1749	8	14	389	1024	53	261
Sistan&Baluchestan.....	1097	1	10	86	543	73	384
Fars.....	5890	48	28	637	4311	280	586
Qazvin.....	2045	12	32	402	1536	54	9
Qom.....	523	5	12	86	175	0	245
Kordestan.....	1001	1	4	117	458	27	394
Kerman.....	2419	20	17	244	1450	109	579
Kermanshah.....	1102	2	3	73	879	28	117
Kohgiluyeh&Boyerahmad.....	903	1	5	50	737	42	68
Golestan.....	1444	5	4	135	1092	112	96
Gilan.....	2481	9	26	296	1665	40	445
Lorestan.....	1416	2	4	214	1175	7	14
Mazandaran.....	4452	6	36	669	2414	205	1122
Markazi.....	3399	8	26	422	2633	309	1
Hormozgan.....	1079	5	2	56	695	85	236
Hamedan.....	1605	3	13	156	1149	53	231
Yazd.....	1532	3	8	184	934	87	316

1. Including full-time, part-time, contract and fellow teaching staff.

2. Including a number of teaching staff of universities and higher education institutes covered by the Ministry of Science,

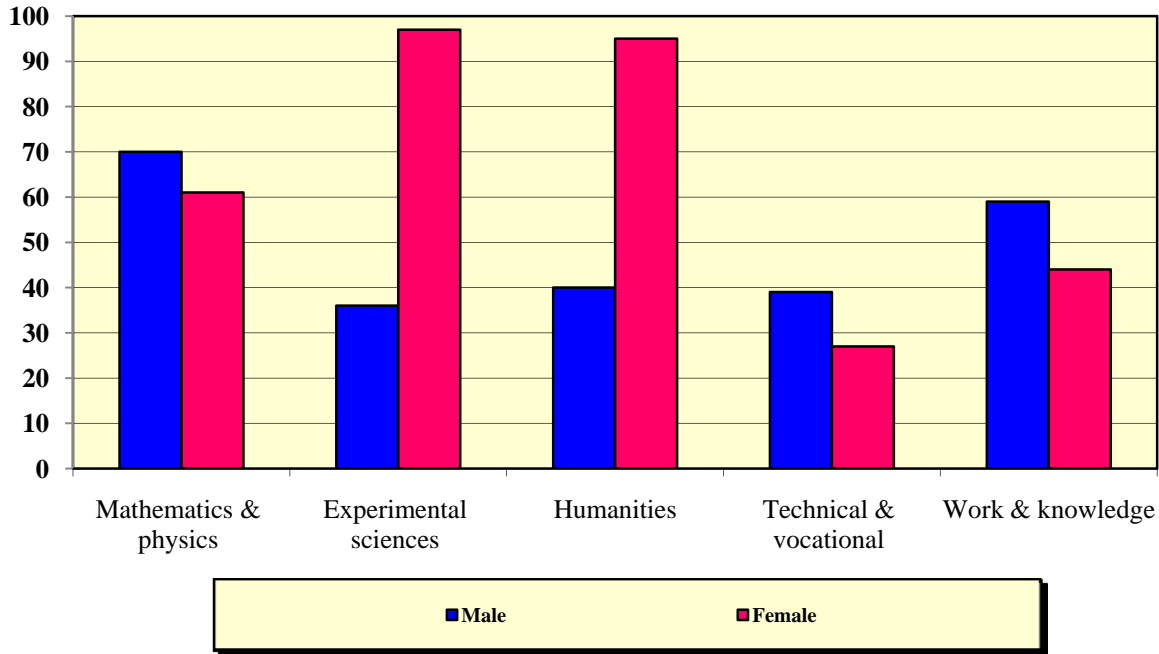
3. Including 795 fellow teaching staff who are not faculty members and are included in the total.

4. Excluding overseas branches.

Source: Islamic Azad University.

15. 3. GENERAL UPPER SECONDARY SCHOOL GRADUATES BY SEX AND FIELD OF STUDY, ACADEMIC YEAR 1387-1388

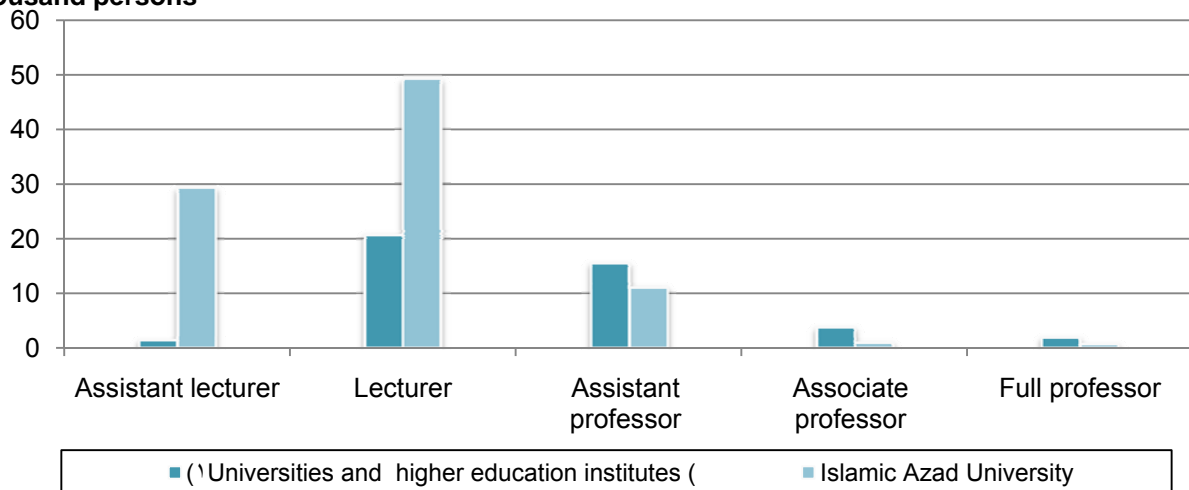
Thousand persons



For data see Table 15. 25.

15. 4. TEACHING STAFF BY RANK, ACADEMIC YEAR 1389-90

Thousand persons



For data see Tables 15. 31 and 15. 33.

(1) Excluding teaching staff of universities of the ministry of health and medical education.

15. 34. STUDENTS ENROLLED AT THE UNIVERSITIES AND HIGHER EDUCATION INSTITUTES^(1,2) BY SEX

Academic year and Ostan	Both sexes	Male	Female
1370-71.....	71433	50765	20668
1375-76.....	158056	90600	67456
1380-81.....	205026	98589	106437
1385-86 ⁽³⁾	237323	119840	117483
1386-87.....	655797	262862	392935
1387-88 ^(4,5)	598790	274617	324173
1388-89.....	822852	408561	414291
1389-90.....	739965	355092	384873
East Azarbayejan.....	35238	18120	17118
West Azarbayejan.....	22921	11566	11355
Ardebil.....	12474	6320	6154
Esfahan.....	59973	28942	31031
Ilam.....	9607	4449	5158
Bushehr.....	10641	5050	5591
Tehran.....	115145	54951	60194
Chaharmahal&Bakhtiyari.....	9271	3865	5406
South Khorasan.....	8591	4006	4585
Khorasan-e-Razavi.....	54033	25870	28163
North Khorasan.....	7134	3354	3780
Khuzestan.....	26740	10950	15790
Zanjan.....	13383	6570	6813
Semnan.....	20311	9916	10395
Sistan&Baluchestan.....	16992	8341	8651
Fars.....	38680	16668	22012
Qazvin.....	28790	13840	14950
Qom.....	13400	7565	5835
Kordestan.....	8607	3865	4742
Kerman.....	31187	14642	16545
Kermanshah.....	15084	6681	8403
Kohgiluyeh&Boyerahmad.....	7663	3590	4073
Golestan.....	18794	9438	9356
Gilan.....	23036	11224	11812
Lorestan.....	15146	6324	8822
Mazandaran.....	52183	28108	24075
Markazi.....	17811	9229	8582
Hormozgan.....	11386	4922	6464
Hamedan.....	17923	8195	9728
Yazd.....	17821	8531	9290

1. Including those enrolled on the evening and comparative courses. As of 1380-81 comparative courses were crossed out.

2. Excluding Islamic Azad University.

3. Excluding Payam-e-Noor university.

4. Revised figures.

5. According to Payam-e-Noor university report, a number of 395561 people were enrolled in the academic year 1386-87 and the figure was revised to 211573 after installation Golestan software and including the figures of the academic year 1387-88.

Source: Ministry of Science, Research and Technology.

15. 35. STUDENTS ENROLLED TO THE ISLAMIC AZAD UNIVERSITY BY SEX

Academic year and Ostan	Both sexes	Male	Female
1370-71.....	74682	44009	30673
1375-76.....	148745	82845	65900
1380-81.....	172810	86241	86569
1385-86.....	310187	000	000
1386-87.....	298342	000	000
1387-88.....	353676	000	000
1388-89.....	443592	277511	166081
1389-90.....	489780	302856	186924
East Azarbayejan.....	28497	19564	8933
West Azarbayejan.....	13295	8483	4812
Ardebil.....	8111	5336	2775
Esfahan.....	31468	20454	11014
Ilam.....	3524	2467	1057
Bushehr.....	7563	5254	2309
Tehran.....	93057	46182	46875
Chaharmahal&Bakhtiyari.....	4520	3014	1506
South Khorasan.....	3775	2702	1073
Khorasan-e-Razavi.....	20131	12367	7764
North Khorasan.....	4101	2752	1349
Khuzestan.....	39890	25702	14188
Zanjan.....	10010	6855	3155
Semnan.....	11423	7774	3649
Sistan&Baluchestan.....	6608	4153	2455
Fars.....	37892	23333	14559
Qazvin.....	12785	8253	4532
Qom.....	2280	1271	1009
Kordestan.....	5854	3655	2199
Kerman.....	15163	9538	5625
Kermanshah.....	9724	6268	3456
Kohgiluyeh&Boyerahmad.....	6453	4353	2100
Golestan.....	8361	5331	3030
Gilan.....	17002	10416	6586
Lorestan.....	12601	8436	4165
Mazandaran.....	29697	18165	11532
Markazi.....	18713	13070	5643
Hormozgan.....	9997	6176	3821
Hamedan.....	9811	6280	3531
Yazd.....	7474	5252	2222

Source: Islamic Azad University.

15. 36. STUDENTS AT UNIVERSITIES AND HIGHER EDUCATION INSTITUTES⁽¹⁾ BY BROAD FIELD OF STUDY AND SEX

Academic year and broad field of study	All degrees			Associate's			Bachelor's		
	Both sexes	Male	Female	Both sexes	Male	Female	Both sexes	Male	Female
1370-71.....	344045	247076	96969	43141	36670	6471	242835	167349	75486
1375-76.....	579070	369907	209163	85165	58209	26956	418692	257327	161365
1380-81.....	759870	381505	378365	146389	90302	56087	532525	238509	294016
1385-86.....	1538874	650075	888799	283284	160800	122484	1131538	420798	710740
1386-87.....	2089283	861397	1227886	315178	167748	147430	1624640	611169	1013471
1387-88 ⁽²⁾	1957867	821844	1136023	332301	191806	140495	1455015	536774	918241
1388-89 ⁽³⁾	2330850	1035705	1295145	629131	362008	267123	1500685	566461	934224
1389-90.....	2580403	1138142	1442261	651776	373428	278348	1697601	645125	1052476
Medicine.....	127532	47139	80393	14179	5892	8287	54470	15567	38903
Humanities.....	1279037	453934	825103	245654	113247	132407	960917	303012	657905
Basic sciences.....	205532	64098	141434	1056	421	635	173268	51370	121898
Technical and engineering	678539	457379	221160	280792	205029	75763	353883	219643	134240
Agriculture and veterinary	160841	74218	86623	32860	22951	9909	108787	42234	66553
Arts.....	128922	41374	87548	77235	25888	51347	46276	13299	32977

Academic year and broad field of study	Master's			Professional doctorate			Speciality doctorate		
	Both sexes	Male	Female	Both sexes	Male	Female	Both sexes	Male	Female
1370-71.....	14070	11714	2356	39519	28208	11311	4480	3135	1345
1375-76.....	26832	22061	4771	39837	26533	13304	8544	5777	2767
1380-81.....	35481	26440	9041	34093	17574	16519	11382	8680	2702
1385-86.....	76406	43623	32783	29455	12842	16613	18191	12012	6179
1386-87.....	94102	53239	40863	32139	13644	18495	23224	15597	7627
1387-88 ⁽²⁾	108667	60701	47966	35054	14378	20676	26830	18185	8645
1388-89 ⁽³⁾	132797	71756	61041	37775	15414	22361	30462	20066	10396
1389-90.....	155494	81323	74171	40792	16248	24544	34740	22018	12722
Medicine.....	7052	2748	4304	37570	15054	22516	14261	7878	6383
Humanities.....	65837	32846	32991	0	0	0	6629	4829	1800
Basic sciences.....	26598	9825	16773	0	0	0	4610	2482	2128
Technical and engineering	37773	27825	9948	0	0	0	6091	4882	1209
Agriculture and veterinary	13210	6121	7089	3222	1194	2028	2762	1718	1044
Arts.....	5024	1958	3066	0	0	0	387	229	158

1. Excluding Islamic Azad University.

2. Revised figures.

3. According to Payam-e-Noor University report, there were 1119426 students in the academic year 1386-87. The figure was revised to 870126 after installation of Golestan software and including the figures of the academic year 1387-88.

Source: Ministry of Science, Research and Technology.

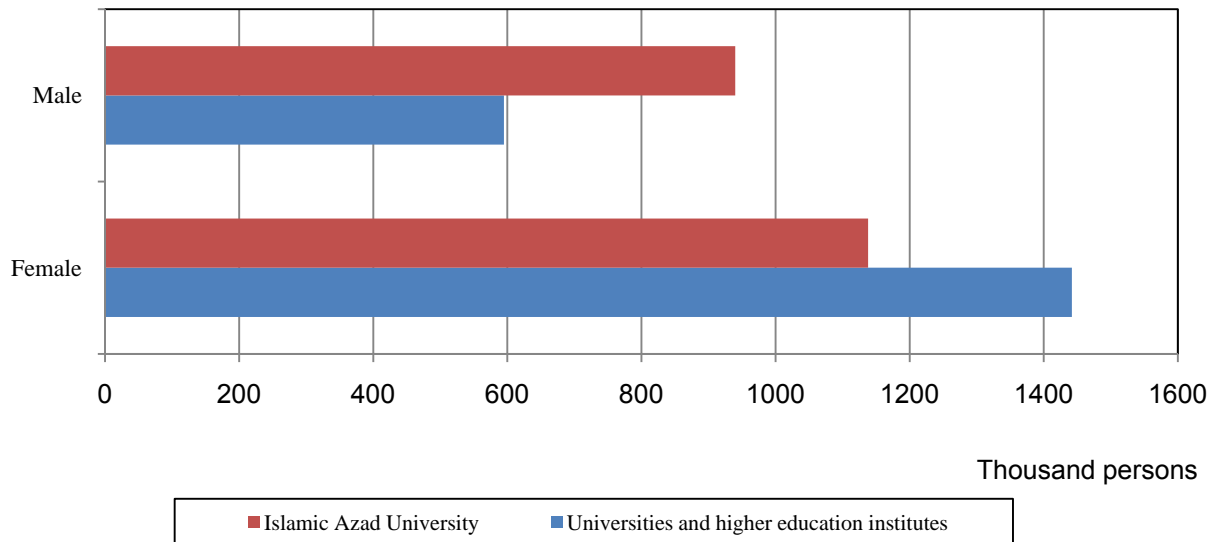
15. 37. STUDENTS OF ISLAMIC AZAD UNIVERSITY BY BROAD FIELD OF STUDY, SEX AND ACADEMIC LEVEL

Academic year and broad field of study	All degrees			Associate's			Bachelor's		
	Both sexes	Male	Female	Both sexes	Male	Female	Both sexes	Male	Female
1375-76.....	613468	362872	250596	67725	37643	30082	517522	305478	212044
1380-81.....	806639	416571	390068	200207	107419	92788	568934	285515	283419
1385-86.....	1289637	696199	593438	453446	266869	186577	779308	396049	383259
1386-87.....	1302569	734619	567950	451704	281690	170014	783158	413547	369611
1387-88.....	1391509	819138	572371	434283	290068	144215	865170	478041	387129
1388-89.....	1460028	880451	579577	405719	281413	124306	932045	532882	399163
1389-90.....	1536190	940576	595614	401310	283675	117635	983216	575310	407906
Medicine	51633	9215	42418	4535	1173	3362	38497	5673	32824
Humanities	571156	282713	288443	119599	62778	56821	370347	177751	192596
Basic sciences	98703	29583	69120	1946	430	1516	78879	23035	55844
Technical and engineering	681037	555876	125161	255587	210095	45492	404366	329358	75008
Agriculture and veterinary	78144	42218	35926	3793	2559	1234	54805	26483	28322
Arts.....	55517	20971	34546	15850	6640	9210	36322	13010	23312

Academic year and broad field of study	Master's			Professional and speciality doctorate		
	Both sexes	Male	Female	Both sexes	Male	Female
1375-76.....	18070	13209	4861	10151	6542	3609
1380-81.....	24974	15929	9045	12524	7708	4816
1385-86.....	41464	24718	16746	15419	8563	6856
1386-87.....	52503	31038	21465	15204	8344	6860
1387-88.....	74759	41855	32904	17297	9174	8123
1388-89.....	105806	57380	48426	16458	8776	7682
1389-90.....	135185	72970	62215	16479	8621	7858
Medicine	335	148	187	8266	2221	6045
Humanities	79196	40966	38230	2014	1218	796
Basic sciences	17025	5749	11276	853	369	484
Technical and engineering	20563	16001	4562	521	422	99
Agriculture and veterinary	14814	8835	5979	4732	4341	391
Arts.....	3252	1271	1981	93	50	43

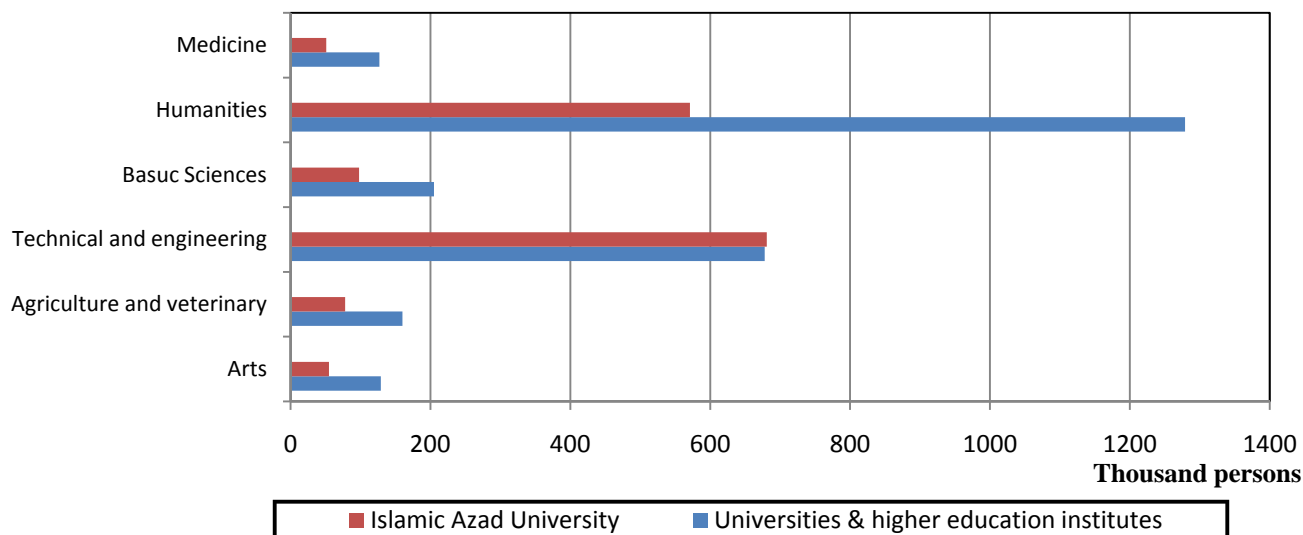
Source: Islamic Azad University.

15. 5. STUDENTS AT UNIVERSITIES AND HIGHER EDUCATION INSTITUTES AND ISLAMIC AZAD UNIVERSITY BY SEX, ACADEMIC YEAR 1389-90



For data see Tables 15. 36 and 15. 37.

15. 6. STUDENTS AT UNIVERSITIES AND HIGHER EDUCATION INSTITUTES,AND,ISLAMIC AZAD UNIVERSITY BY BROAD FIELD OF STUDY, ACADEMIC YEAR 1389-90



For data see Tables 15. 36 and 15. 37.

15. 38. STUDENTS AT UNIVERSITIES AND HIGHER EDUCATION INSTITUTES ⁽¹⁾ BY SEX AND OSTAN, ACADEMIC YEAR 1389-90

Ostan	Both sexes	Male	Female
Total country	2580403	1138142	1442261
East Azarbayejan.....	118735	56597	62138
West Azarbayejan	82583	40103	42480
Ardebil	39429	17594	21835
Esfahan.....	198749	83989	114760
Ilam	33799	13718	20081
Bushehr	34424	14846	19578
Tehran	474754	211803	262951
Chaharmahal&Bakhtiari	33486	13170	20316
South Khorasan	30831	13369	17462
Khorasan-e-Razavi.....	180637	79526	101111
North Khorasan	23731	10126	13605
Khuzestan.....	95500	34784	60716
Zanjan	44197	19595	24602
Semnan.....	62911	29313	33598
Sistan&Baluchestan	61857	30669	31188
Fars.....	139861	56232	83629
Qazvin	72122	31116	41006
Qom.....	40862	20883	19979
Kordestan	38603	17592	21011
Kerman.....	109472	46905	62567
Kermanshah	58704	24902	33802
Kohgiluyeh&Boyerahmad	25138	11189	13949
Golestan	56203	25391	30812
Gilan.....	78566	34811	43755
Lorestan.....	53640	20820	32820
Mazandaran	161690	78053	83637
Markazi	60668	27238	33430
Hormozgan.....	40541	16567	23974
Hamedan	67214	28520	38694
Yazd	61496	28721	32775

1. Excluding Islamic Azad University.

Source: Ministry of Science, Research and Technology.

15. 39. STUDENTS AT ISLAMIC AZAD UNIVERSITY BY SEX AND OSTAN, ACADEMIC YEAR 1389-90

Ostan	Both sexes	Male	Female
Total country	1536190	940576	595614
East Azarbayejan.....	93207	63364	29843
West Azarbayejan	39546	25683	13863
Ardebil	24469	15695	8774
Esfahan.....	95414	60266	35148
Ilam	10645	7343	3302
Bushehr	25318	17515	7803
Tehran	318392	158572	159820
Chaharmahal&Bakhtiyari	11972	8040	3932
South Khorasan	11912	8135	3777
Khorasan-e-Razavi.....	65395	38258	27137
North Khorasan	11438	7510	3928
Khuzestan.....	139314	88708	50606
Zanjan	26348	17547	8801
Semnan.....	31282	21233	10049
Sistan&Baluchestan	24198	14710	9488
Fars.....	114879	69638	45241
Qazvin.....	43596	29390	14206
Qom.....	9846	5977	3869
Kordestan	18152	10911	7241
Kerman.....	48595	30029	18566
Kermanshah	24223	15768	8455
Kohgiluyeh&Boyerahmad	22354	15532	6822
Golestan	26907	17167	9740
Gilan.....	44357	25701	18656
Lorestan.....	36312	23836	12476
Mazandaran.....	78646	49530	29116
Markazi	56369	40482	15887
Hormozgan.....	28357	17027	11330
Hamedan	28963	18177	10786
Yazd	25784	18832	6952

Source: Islamic Azad University.

15. 40. ESTIMATED NUMBER OF GRADUATES FROM UNIVERSITIES AND HIGHER EDUCATION INSTITUTES BY SEX, AGE AND ACADEMIC LEVEL, 1385 CENSUS

Sex and age	Total	Associate's	Bachelor's	Master's ⁽¹⁾	Professional and specialty doctorate	Not stated
Both sexes.....	4330850	1436390	2491296	336467	62844	3853
16 years and under.....	28	9	8	0	0	12
17-19 years.....	13468	9258	3997	143	8	63
20-24 years.....	561240	320799	234819	4992	322	309
25-29 years.....	1034450	316361	660200	54610	2882	396
30-34 years.....	792085	181448	544667	59675	5880	416
35-39 years.....	627665	152713	396827	66241	11606	278
40-44 years.....	426328	131577	233134	49864	11490	263
45-49 years.....	334962	134455	158867	33170	8273	198
50-54 years.....	243681	101367	110850	24790	6359	316
55-59 years.....	136133	46253	67947	16585	5069	280
60-64 years.....	76032	23607	38305	10606	3297	217
65-69 years.....	41328	11086	19889	7289	2770	294
70-74 years.....	24091	4750	11909	4889	2191	352
75 years and over.....	19358	2706	9878	3615	2698	461
Male.....	2521484	853064	1368048	247794	49596	2982
16 years and under.....	11	9	2	0	0	0
17-19 years.....	6337	4570	1682	40	0	46
20-24 years.....	255937	169241	83964	2319	169	245
25-29 years.....	476985	166579	276369	32368	1490	179
30-34 years.....	439314	103984	291916	39358	3881	174
35-39 years.....	393118	95051	240750	48923	8128	265
40-44 years.....	289744	86973	155864	38112	8682	112
45-49 years.....	240568	92487	114041	27013	6861	165
50-54 years.....	180863	70005	84005	21010	5577	267
55-59 years.....	103625	32118	52346	14404	4495	262
60-64 years.....	61068	17194	31299	9400	2983	192
65-69 years.....	35388	8684	17132	6605	2674	294
70-74 years.....	21511	4013	10280	4723	2171	324
75 years and over.....	17016	2154	8398	3521	2487	457
Female.....	1809366	583326	1123248	88673	13248	871
16 years and under.....	18	0	6	0	0	12
17-19 years.....	7131	4687	2315	104	8	17
20-24 years.....	305303	151558	150855	2673	152	64
25-29 years.....	557465	149782	383831	22243	1392	217
30-34 years.....	352771	77464	252751	20316	2000	241
35-39 years.....	234548	57662	156078	17318	3478	13
40-44 years.....	136585	44605	77270	11751	2808	151
45-49 years.....	94395	41968	44826	6157	1412	33
50-54 years.....	62818	31361	26845	3780	782	49
55-59 years.....	32508	14135	15600	2181	574	18
60-64 years.....	14964	6413	7006	1206	314	25
65-69 years.....	5939	2401	2758	684	96	0
70-74 years.....	2580	738	1628	166	20	27
75 years and over.....	2342	552	1479	95	211	4

1. Including professional doctorate.

Source: Statistical Centre of Iran.

15. 41. ESTIMATED NUMBER OF GRADUATES FROM UNIVERSITIES AND HIGHER EDUCATION INSTITUTES BY SEX, BROAD FIELD OF STUDY AND ACADEMIC LEVEL, 1385 CENSUS

Sex and groups of broad field of study	Total	Associate's	Bachelor's	Master's ⁽¹⁾	Professional and specialty doctorate	Not stated
Both sexes	4330850	1436390	2491296	336467	62844	3853
Educational sciences	370958	187877	175001	7703	371	6
Arts and humanities	755206	186918	512803	42677	10043	2765
Social sciences, commerce and law	1030806	239955	699294	83434	8001	123
Sciences, mathematics and calculations	391905	71371	284144	30756	5593	41
Engineering, manufacturing and construction.....	930832	438754	420765	65363	5844	106
Agriculture and veterinary	176046	46143	110123	16640	3115	26
Health and welfare	371568	105060	165592	72860	28040	17
Services	127401	55506	63591	7542	745	17
Not specified and not stated	176127	104808	59983	9493	1093	751
Male	2521484	853064	1368048	247794	49596	2982
Educational sciences	159693	76961	77563	4871	291	6
Arts and humanities	310744	74175	198851	26791	8628	2298
Social sciences, commerce and law	631538	142862	416647	64879	7048	102
Sciences, mathematics and calculations	196315	42761	128241	20321	4967	24
Engineering, manufacturing and construction.....	772325	358609	349613	58379	5619	106
Agriculture and veterinary	142957	39332	86307	14544	2768	6
Health and welfare	130178	29613	36363	45316	18882	4
Services	84318	33379	43580	6713	647	0
Not specified and not stated	93418	55372	30882	5981	747	436
Female	1809366	583326	1123248	88673	13248	871
Educational sciences	211265	110916	97438	2832	80	0
Arts and humanities	444462	112743	313951	15886	1415	467
Social sciences, commerce and law	399269	97092	282647	18555	954	21
Sciences, mathematics and calculations	195591	28609	155903	10435	627	17
Engineering, manufacturing and construction.....	158507	80146	71152	6984	225	0
Agriculture and veterinary	33089	6810	23816	2096	346	20
Health and welfare	241390	75447	129228	27543	9158	13
Services	43084	22127	20012	830	98	17
Not specified and not stated	82709	49436	29101	3512	346	315

1. Including professional doctorate.

Source: Statistical Centre of Iran.

**15. 42. GRADUATES FROM UNIVERSITIES AND HIGHER EDUCATION INSTITUTES⁽¹⁾
BY BROAD FIELD OF STUDY AND SEX**

Academic year and broad field of study	All degrees			Associate's			Bachelor's		
	Both sexes	Male	Female	Both sexes	Male	Female	Both sexes	Male	Female
1370-71.....	52353	35777	16576	12836	10505	2331	35515	19378	12137
1375-76.....	83882	55521	28361	21432	14163	7269	49163	31707	17456
1380-81.....	127117	71080	56037	39277	25193	14084	74560	36514	38046
1384-85 ⁽²⁾	151289	75367	75922	61436	33617	27819	70262	29458	40804
1385-86 ^(2,3)	130504	64290	66214	44031	22501	21530	69878	31331	38547
1386-87 ⁽⁴⁾	275984	123433	152551	81258	43524	37734	166530	63944	102586
1387-88 ⁽⁵⁾	567415	284054	283361	336473	179929	156544	202873	87663	115210
1388-89.....	259102	127432	131670	90268	54102	36166	137123	56183	80940
Medicine.....	25496	8764	16732	8331	2731	5600	10383	2761	7622
Humanities.....	93294	35111	58183	21527	9333	12194	62435	21044	41391
Basic sciences.....	22479	7102	15377	378	146	232	17377	5063	12314
Technical and engineering.....	82785	61653	21132	43725	34822	8903	32162	21515	10647
Agriculture and veterinary.....	17368	8937	8431	4372	3189	1183	10083	4276	5807
Arts.....	17680	5865	11815	11935	3881	8054	4683	1524	3159

Academic year and broad field of study	Master's			Professional doctorate			Speciality doctorate		
	Both sexes	Male	Female	Both sexes	Male	Female	Both sexes	Male	Female
1370-71.....	3606	2951	655	3795	2533	1262	601	410	191
1375-76.....	5939	4831	1108	5789	3957	1832	1559	863	696
1380-81.....	7066	5285	1781	4347	2775	1572	1867	1313	554
1384-85 ⁽²⁾	12660	8295	4365	4344	2195	2149	2587	1802	785
1385-86 ^(2,3)	14997	9411	5586	398	215	183	1200	832	368
1386-87 ⁽⁴⁾	18360	10626	7734	5861	2657	3204	3975	2682	1293
1387-88 ⁽⁵⁾	21093	12464	8629	3568	1607	1961	3408	2391	1017
1388-89.....	23688	12721	10967	3680	1472	2208	4343	2954	1389
Medicine.....	913	359	554	3369	1360	2009	2500	1553	947
Humanities.....	8661	4224	4437	0	0	0	671	510	161
Basic sciences.....	4285	1612	2673	0	0	0	439	281	158
Technical and engineering.....	6463	4928	1535	0	0	0	435	388	47
Agriculture and veterinary.....	2336	1161	1175	311	112	199	266	199	67
Arts.....	1030	437	593	0	0	0	32	23	9

1. Excluding Islamic Azad University.

2. Excluding Payam-e-Noor University.

3. Excluding universities belonging to the Ministry of Health and Medical Education.

4. Revised figures.

5. Including graduates from Poodmani (modular) Comprehensive University of Applied Science and technology.

Source: Ministry of Science, Research and Technology.

15. 43. ISLAMIC AZAD UNIVERSITY GRADUATES BY BROAD FIELD OF STUDY AND SEX

Academic year and broad field of study	All degrees			Associate's			Bachelor's		
	Both sexes	Male	Female	Both sexes	Male	Female	Both sexes	Male	Female
1370-71.....	32210	22723	9487	14636	10630	4006	17324	11888	5436
1375-76.....	65303	36621	28682	10075	4446	5629	52946	30414	22532
1380-81.....	103078	55181	47897	29682	14909	14773	70546	38341	32205
1384-85.....	162497	84884	77613	80762	43555	37207	77415	38577	38838
1385-86.....	170369	87114	83255	74153	41007	33146	89370	42029	47341
1386-87.....	182762	96900	85862	75464	43627	31837	99575	48730	50845
1387-88.....	201702	113692	88010	83184	50840	32344	110998	58238	52760
1388-89.....	273706	162325	111381	101880	68844	33036	154861	83777	71084
Medicine.....	7346	1473	5873	2539	656	1883	3614	453	3161
Humanities.....	119241	57002	62239	33426	16717	16709	76368	34966	41402
Basic sciences.....	18168	4923	13245	1615	455	1160	14346	3557	10789
Technical and engineering	106846	87103	19743	58751	47872	10879	45862	37411	8451
Agriculture and veterinary	14546	8471	6075	2427	1777	650	10622	5594	5028
Arts.....	7559	3353	4206	3122	1367	1755	4049	1796	2253

Academic year and broad field of study	Master's			Professional and speciality doctorate		
	Both sexes	Male	Female	Both sexes	Male	Female
1370-71.....	208	171	37	42	34	8
1375-76.....	1865	1407	458	417	354	63
1380-81.....	2042	1396	646	808	535	273
1384-85.....	3695	2410	1285	625	342	283
1385-86.....	5473	3354	2119	1373	724	649
1386-87.....	6283	3766	2517	1440	777	663
1387-88.....	6360	4021	2339	1160	593	567
1388-89.....	15073	8747	6326	1892	957	935
Medicine.....	53	15	38	1140	349	791
Humanities.....	9268	5190	4078	179	129	50
Basic sciences.....	2096	844	1252	111	67	44
Technical and engineering	2140	1759	381	93	61	32
Agriculture and veterinary	1129	749	380	368	351	17
Arts.....	387	190	197	1	0	1

Source: Islamic Azad University.

15. 44. GRADUATES⁽¹⁾ FROM UNIVERSITIES AND HIGHER EDUCATION INSTITUTES BY SEX AND OSTAN, ACADEMIC YEAR 1388-89

Ostan	Both sexes ⁽²⁾	Male	Female
Total country	328743	127432	131670
East Azarbayejan.....	14728	6271	5635
West Azarbayejan	9997	4740	4701
Ardebil	4791	1560	2326
Esfahan.....	25616	10066	11847
Ilam	3010	1121	1549
Bushehr	2118	609	748
Tehran	74652	20875	23388
Chaharmahal&Bakhtiyari	3878	1496	1487
South Khorasan	3236	1164	1711
Khorasan-e-Razavi.....	23157	10017	8811
North Khorasan	2303	1151	969
Khuzestan	7832	3487	3728
Zanjan	5823	2200	2832
Semnan.....	6976	3042	3534
Sistan&Baluchestan	4943	2436	2117
Fars	17727	7393	7467
Qazvin	12911	4062	6516
Qom	5540	2324	1670
Kordestan	3795	1560	1620
Kerman	12062	5927	5187
Kermanshah	5287	2188	2246
Kohgiluyeh&Boyerahmad	2419	1024	955
Golestan	6817	2857	3255
Gilan.....	11377	5501	3725
Lorestan.....	5596	2172	2414
Mazandaran.....	25860	11267	10082
Markazi	5577	1995	2122
Hormozgan.....	4693	1265	1733
Hamedan	7282	3540	3469
Yazd	8740	4122	3826

1. Excluding Islamic Azad University.

2. Difference between the total and sum of parts is due to the inclusion of statistics for the University of Applied Science and Technology which are included in the total.

Source: Ministry of Science, Research and Technology.

15. 45. GRADUATES FROM ISLAMIC AZAD UNIVERSITY BY SEX AND OSTAN, ACADEMIC YEAR 1388-89

Ostan	Both sexes	Male	Female
Total country	273706	162325	111381
East Azarbayejan.....	17297	11544	5753
West Azarbayejan	7765	4991	2774
Ardebil	5388	3510	1878
Esfahan.....	18723	11399	7324
Ilam	2793	1818	975
Bushehr	4282	2840	1442
Tehran	45112	21347	23765
Chaharmahal&Bakhtiyari	2887	1777	1110
South Khorasan	1801	1244	557
Khorasan-e-Razavi.....	13889	7644	6245
North Khorasan	2815	1773	1042
Khuzestan	24856	15436	9420
Zanjan	5476	3671	1805
Semnan.....	6341	4156	2185
Sistan&Baluchestan	5139	2854	2285
Fars	16670	9931	6739
Qazvin	4480	3019	1461
Qom	1477	924	553
Kordestan	3247	1758	1489
Kerman	11366	6281	5085
Kermanshah	4156	2543	1613
Kohgiluyeh&Boyerahmad	2431	1827	604
Golestan	6148	3820	2328
Gilan.....	9526	4944	4582
Lorestan.....	8878	5778	3100
Mazandaran.....	13668	7631	6037
Markazi	12895	9019	3876
Hormozgan.....	4373	2421	1952
Hamedan	4139	2605	1534
Yazd	5688	3820	1868

Source: Islamic Azad University.

15. 46. PERMANENT CENTRES OF TECHNICAL AND VOCATIONAL TRAINING ORGANIZATION

Year and Ostan	Both sexes ⁽¹⁾	For men	For women
1375.....	140	109	31
1380.....	474	236	197
1385.....	541	227	160
1386.....	572	256	168
1387.....	588	265	175
1388.....	586	284	152
1389.....	596	296	155
East Azarbayejan.....	32	15	10
West Azarbayejan	18	7	6
Ardebil	25	9	4
Esfahan.....	50	17	13
Ilam	12	6	1
Bushehr	11	5	1
Tehran	32	22	8
Chaharmahal&Bakhtiari	12	2	3
South Khorasan	11	7	3
Khorasan-e-Razavi.....	44	21	13
North Khorasan	8	4	0
Khuzestan	44	25	16
Zanjan	12	3	4
Semnan.....	14	6	5
Sistan&Baluchestan	21	10	8
Fars	40	21	14
Qazvin	12	6	4
Qom	6	4	2
Kordestan	10	3	1
Kerman	20	13	2
Kermanshah	19	14	1
Kohgiluyeh&Boyerahmad	10	4	3
Golestan	14	8	2
Gilan.....	22	13	4
Lorestan.....	16	9	5
Mazandaran.....	19	9	2
Markazi	18	9	9
Hormozgan.....	11	9	1
Hamedan	20	11	7
Yazd	13	4	3

1. Difference between the total and sum of parts is due to the centres used for both sexes.

Source: Ministry of Labour and Social Affairs.

15. 47. PERMANENT AND CONTRACTUAL INSTRUCTORS IN THE PERMANENT CENTRES OF TECHNICAL AND VOCATIONAL TRAINING ORGANIZATION

Year and Ostan	Both sexes	Male	Female
1375.....	1328	1297	31
1380.....	1768	1602	166
1385.....	1549	1458	91
1386.....	1691	1579	112
1387.....	1799	1673	126
1388.....	1726	1565	161
1389.....	⁽¹⁾ 2226	2008	218
East Azarbayejan.....	117	107	10
West Azarbayejan.....	79	70	9
Ardebil.....	36	33	3
Esfahan.....	177	157	20
Ilam.....	45	43	2
Bushehr.....	31	30	1
Tehran.....	237	211	26
Chaharmahal&Bakhtiyari.....	38	32	6
South Khorasan.....	42	40	2
Khorasan-e-Razavi.....	145	133	12
North Khorasan.....	21	18	3
Khuzestan.....	149	131	18
Zanjan.....	44	39	5
Semnan.....	66	57	9
Sistan&Baluchestan.....	35	31	4
Fars.....	125	119	6
Qazvin.....	27	26	1
Qom.....	24	21	3
Kordestan.....	40	38	2
Kerman.....	101	87	14
Kermanshah.....	47	43	4
Kohgiluyeh&Boyerahmad.....	31	26	5
Golestan.....	43	40	3
Gilan.....	135	124	11
Lorestan.....	72	67	5
Mazandaran.....	133	123	10
Markazi.....	62	50	12
Hormozgan.....	15	13	2
Hamedan.....	56	50	6
Yazd.....	53	49	4

1. Increase in the number of instructors in comparison to the previous year is due to directives of instructor return from other divisions to their organizational position in the training workshop.

Source: Ministry of Labour and Social Affairs.

15. 48. PERSONS COMPLETED COURSES IN PERMANENT CENTRES OF TECHNICAL AND VOCATIONAL TRAINING ORGANIZATION

Year and Ostan	Persons trained
1375.....	143251
1380.....	644623
1385.....	353252
1386.....	421499
1387.....	⁽¹⁾ 326688
1388.....	346070
1389.....	480163
East Azarbayejan.....	13650
West Azarbayejan	20422
Ardebil	19024
Esfahan.....	51171
Ilam	8521
Bushehr	770
Tehran	26088
Chaharmahal&Bakhtiari	14295
South Khorasan	12150
Khorasan-e-Razavi.....	18487
North Khorasan	2980
Khuzestan	41029
Zanjan	13314
Semnan.....	13721
Sistan&Baluchestan	9494
Fars	29707
Qazvin	9956
Qom	4930
Kordestan	15148
Kerman	12922
Kermanshah	21278
Kohgiluyeh&Boyerahmad	6887
Golestan	18869
Gilan.....	20687
Lorestan.....	7898
Mazandaran.....	7938
Markazi	13120
Hormozgan.....	9914
Hamedan	14613
Yazd	21180

1. Decrease in figures compared to the previous year is due to the elimination of parallel trainings and ceding them to the private sector as well as enhancement of the training quality.

Source: Ministry of Labour and Social Affairs.