

# Manufacturing

# 7





### *Introduction*

**T**he country's first manufacturing survey was launched in 1342 by the former General Department of Public Statistics, for which the Ministry of Economics was an immediate replacement in 1343 to 1351. It kept on performing the job up to 1352, when the Ministry of Industries and Mines took the duty over.

The SCI launched the first Survey of Large Manufacturing Establishments (with 10 or more workers) in 1351, which was annually repeated until 1366, except for the years 1356 and 1357.

Because of changes taken place in the country's industrial structure and the need for statistical review of the manufacturing establishments the SCI planned and implemented a comprehensive manufacturing survey in 1367, which was annually implemented till 1370.

Due to the fact that the large manufacturing establishments (with 10 or more workers), comprised the lion's share of the manufacturing sector, the SCI resumed the annual implementation of the Survey of Large Manufacturing Establishments in 1371, which was repeated in 1372 and 1373. Moreover, in 1373 the SCI conducted the General Census of Manufacturing and Mines (GCMM).

The second stage of the GCMM was implemented in the year 1374 based on the frame developed from the first stage, to provide data in detail for the year 1373 in this sector. During the procedure, the data on manufacturing establishments with less than 6 workers were

collected through a sample survey while the data on those with 6 or more workers were gathered through a census.

In 1376, the data on manufacturing establishments for the years 1374 and 1375 were collected based on the developed frame and the establishments identified after 1373. The data on establishments with 10 and more workers were collected through a census while the data on establishments with less than 10 workers were based on a sample survey only for the year 1375. Moreover, a census for the manufacturing establishments with 10 or more workers has been taken since 1377 to collect and publish data in detail for the previous year by type of manufacturing activity. In 1381, the General Census of Establishments was conducted to collect a frame data set for the nation's economic activities- for both establishments and households' activities.

In 1382, based on the frame developed from the 1381 General Census of Establishments, the data for manufacturing establishments with less than 10 workers were collected through a sample survey with a sample size of 50000, while the data for establishments with 10 or more workers were gathered through a census. In next years, based on the frame developed from the 1381 General Census of Establishments, a census was conducted to collect data on the establishments with 10 or more workers. The data resulted from this census are included in this chapter.

With respect to the importance of the household industries, a sample survey on these activities

was implemented along with the GCM in 1374 and 1376.

Also, data collection on new manufacturing permits has regularly been conducted by the Ministry of Industries and Mines since its involvement in statistical activities.

The information presented here comprises the data on manufacturing permits issued by the Ministry of Industries and Mines, selected data on characteristics and economic performance of manufacturing establishments and households with economic activities, resulted from the SCI's surveys, and data on general characteristics of manufacturing cooperatives covered by the Ministry of Cooperatives.

It is noteworthy that the data appeared in the tables 7.1 through 7.5 are related to the establishments supervised by the Ministry of Industries and Mines, so the data on refineries not covered by the Ministry are not included.

To classify activities of the manufacturing sector, the ISIC, Rev.3 was, with some changes, chosen as the pattern.

#### **Definitions and concepts**

**Establishment licence (agreement in principle):** the primary permit issued for founding a manufacturing establishment.

**Exploitation licence:** the permit granted to the manufacturing unit after going successfully through the test production, to be able to come into operation.

**Manufacturing establishment:** a certain and fixed place where an accumulation of capital and labour force are invested for manufacturing one or more products.

#### **Type of establishment ownership:**

**Public:** where over 50% of the capital belongs to the ministries, government agencies, banks, Islamic Revolution institutions, municipalities, or other public sector bodies.

**Private (cooperative):** where the whole or more than 50% of its shares belongs to the members of the cooperative.

**Private (non-cooperative):** where the whole or more than 50% of its capitals belongs to persons.

**Employed (workers):** see Chapter 4, Definitions and concepts.

**Employed members of households engaged in household industries:** people aged 10 and over, engaged in manufacturing activities at the household's residence through all or part of the year.

To estimate the statistics on employed members, "Annual Average Number of the Employed" method is applied.

**Wage and salary:** see Chapter 4, Definitions and concepts.

**Compensation of wage/salary earners:** see Chapter 4, Definitions and concepts.

**Other payments (money, goods, etc.):** see Chapter 4, Definitions and concepts.

**Investment (changes in capital assets):** see Chapter 4, Definitions and concepts.

**Capital assets:** see Chapter 4, Definitions and concepts.

**Raw and primary materials, non-durable tools and instruments used:** materials brought to the establishment to undergo complementary physical or chemical changes. Such materials might be either raw or semi-finished, and are to be used in the next manufacturing operations (finishing, transforming, and assembling). Non-durable tools and instruments refer to work tools and instruments with a service life span of less than one year used in the manufacturing activities of the establishment.

**Input value:** the total value of primary materials, non-durable work tools and instruments used, fuel consumed, water and electricity purchased, material and parts used to establish or make capital assets plus the cost of industrial services.

**Output value:** the total value of products manufactured, gains against industrial services, changes in inventory of products under manufacturing, difference between sale value and purchase value of products sold without any changes, value of capital assets manufactured by the establishment, the value of

electricity and water produced and sold less the value of the non-sellable wastes of produced goods.

**Value added of manufacturing activities:** the output value less the input value.

**Manufacturing establishments productivity:** proportion of value added to the number of establishments.

**Workforce productivity:** proportion of value added to the number of workers.

**Industrial services:** the contractual activities, minor repairs of buildings, machinery, office equipment and vehicles, as well as installation and putting products into operation.

**Non-industrial services:** renting of buildings and machinery, communications, commercial insurances, etc.

**Receipts and payments for non-industrial services:** receipts and payments of the establishments for services like renting of buildings and machinery, communications, telecommunications, transport, auditing, legal and educational services, commissioning, etc.

**Charges paid and indirect taxes:** all compulsory sums paid by the establishment to public agencies. Some examples are: municipality and establishment charges, and registration and licence issuance fees.

In the most recent census, indirect tax refers to the sum of money the local producers receive from the customers for commodities as beverages, motor vehicles, cigarettes, caviar, cassettes, etc., to deposit directly to the government's account.

**Manufacturing cooperatives:** cooperatives which take action in various areas of industry according to the field of activity mentioned in their statutes through making use of their members capitals, manpower and expertise.

**Hand-woven carpet cooperatives:** the cooperatives engaged in production of different kinds of hand-woven carpets and similar products by providing such services as preparing and distribution of raw materials.

### *Selected information*

In 1388, there were 16131 manufacturing establishments with 10 and more workers totaling 1251784 employees, which show 6% and 8% decrease year. The ownership of 97 percent of the establishments was for the private sector and about 3 percent for the public sector. Besides, from among the said number of workers, 20.5 percent were employed in the establishments with 10-49 workers, 11.8 percent in the establishments with 50-99 workers and 67.7 percent were employees of the establishments with 100 and more workers.

In 1388, the amount of investment made in manufacturing establishments with 10 and more workers was about 71984 bln rials which shows about 13 percent decrease in comparison to the previous year.

Also in the same year, the value-added of the activity of manufacturing establishments with 10 and more workers was higher than 441550 bln rials which represents a 8% increase compared to the preceding year. Out of the mentioned amount of value added, 12.3 percent is related to the production of the basic metals, 19.8 percent belongs to the production of chemicals and chemical products, 16.9 percent relates to the production of motor vehicles, trailers and semi-trailers, 9.8 percent is related to the production of coke, oil refineries and nuclear fuels, 11 percent is for the non-metallic mineral products and 8.2 percent is allocated to the production of food and beverages. The figures show that the six cited activities contain 78% of the total value added of the industrial activities.

In the year 1388, over 1789 thousand tons of vegetable oil, 1409 thousand tons sugar and hard sugar, 49471 thousand tons cement, over 465 thousand tons paper as well as 1441558 sets of passenger cars and jeeps were produced in the manufacturing establishments.

### 7. 1. LICENCES ISSUED BY THE MINISTRY OF INDUSTRIES AND MINES FOR ESTABLISHING MANUFACTURING ESTABLISHMENTS BY TYPE OF INDUSTRY

Industry	1375	1380	1385 <sup>(1)</sup>	1386 <sup>(2)</sup>	1387 <sup>(2,3)</sup>	1388 <sup>(1)</sup>	1389 <sup>(1)</sup>
<b>Total .....</b>	<b>9182</b>	<b>17098</b>	<b>54288</b>	<b>48235</b>	<b>26239</b>	<b>13383</b>	<b>15914</b>
Manufacture of food products and beverages.....	2065	2861	9849	8854	4741	2626	3019
Manufacture of tobacco products.....	0	2	7	12	4	13	5
Manufacture of textiles .....	822	1161	2683	1868	708	506	510
Manufacture of wearing apparel; dressing and dyeing of fur .....	245	1164	1997	1186	405	203	218
Tanning and dressing of leather; manufacture of luggage, handbags, saddlery, harness, and footwear .....	153	230	506	360	187	70	77
Manufacture of wood and of products of wood and cork, except furniture; manufacture of articles of straw and plaiting materials .....	288	405	1780	1557	830	400	510
Manufacture of paper and paper products .....	532	600	1655	1429	910	447	510
Publishing, printing and reproduction of recorded media .....	27	63	204	102	36	28	41
Manufacture of coke, refined petroleum products and nuclear fuel .....	49	142	456	342	210	145	164
Manufacture of chemicals and chemical products .....	845	1298	3255	2601	1360	805	863
Manufacture of rubber and plastic products .....	965	1340	6573	6508	3313	1223	1745
Manufacture of other non-metallic mineral products .....	888	2528	8674	9328	5965	3169	3793
Manufacture of basic metals .....	391	555	2089	2013	1117	540	680
Manufacture of fabricated metal products, except machinery and equipment .....	452	1289	4558	3957	2403	1181	1336
Manufacture of machinery and equipment n.e.c. ....	564	1196	3572	2761	1422	757	904
Manufacture of office, accounting and computing machinery .....	33	241	435	242	78	30	41
Manufacture of electrical machinery and apparatus n.e.c.....	225	552	1495	1257	677	332	401
Manufacture of radio, television and communication equipment and apparatus .....	167	128	304	213	100	48	43
Manufacture of medical, precision and optical instruments, watches and clocks .....	153	169	372	350	192	96	111
Manufacture of motor vehicles, trailers and semi-trailers .....	141	579	1306	1105	598	306	335
Manufacture of other transport equipment .....	61	243	413	362	183	91	104
Manufacture of furniture; manufacturing n.e.c. ....	72	279	1298	1017	462	210	288
Recycling .....	44	73	807	803	324	155	210
Computer and related activities.....	×	×	×	8	14	2	6

1. Including new manufacturing establishments and expansion of existing establishments.

2. Revised figures

3. The reason for decrease in figures compared to the previous year is due to employing new policies by the Ministry of Industries and Mines for organizing of establishment license issuance based on presentation of justification plan and priority of the productions from the beginning of the year 1387.

Source: Ministry of Industries and Mines.

**7. 2. EXPLOITATION LICENSES ISSUED BY THE MINISTRY OF INDUSTRIES AND MINES FOR ESTABLISHING OF MANUFACTURING ESTABLISHMENTS, BY TYPE OF INDUSTRY**  
(number)

Industry	1375	1380	1385 <sup>(1)</sup>	1386 <sup>(1,2)</sup>	1387 <sup>(1,2)</sup>	1388 <sup>(1)</sup>	1389 <sup>(1)</sup>
<b>Total .....</b>	<b>3600</b>	<b>3550</b>	<b>6764</b>	<b>8731</b>	<b>7689</b>	<b>6660</b>	<b>6862</b>
Manufacture of food products and beverages .....	645	651	833	1181	1195	1139	1352
Manufacture of tobacco products .....	0	1	0	2	2	0	5
Manufacture of textiles .....	314	289	444	533	399	321	341
Manufacture of wearing apparel; dressing and dyeing of fur .....	150	193	115	148	106	95	84
Tanning and dressing of leather; manufacture of luggage, handbags, saddlery, harness, and footwear .....	89	111	60	50	66	46	86
Manufacture of wood and products of wood and cork, except furniture; manufacture of articles of straw and plaiting materials .....	60	81	223	263	210	171	168
Manufacture of paper and paper products .....	112	106	168	224	206	195	189
Publishing, printing and reproduction of recorded media..	11	24	28	32	19	26	12
Manufacture of chemicals and chemical products .....	6	66	87	102	86	95	94
Manufacture of rubber and plastic products .....	176	332	522	575	497	427	456
Manufacture of other non-metallic mineral products.....	287	325	979	1315	899	774	732
Manufacture of basic metals .....	748	407	1731	2091	1899	1488	1321
Manufacture of fabricated metal products, except machinery and equipment.....	103	120	208	340	293	282	358
Manufacture of machinery and equipment n.e.c. ....	260	267	438	638	643	524	581
Manufacture of office, accounting and computing machinery .....	318	229	399	486	505	397	384
Manufacture of electrical machinery and apparatus n.e.c..	15	29	27	34	18	23	18
Manufacture of radio, television and communication equipment and apparatus .....	121	78	131	201	206	196	183
Manufacture of medical, precision and optical instruments, watches and clocks .....	16	16	20	26	23	24	29
Manufacture of motor vehicles, trailers and semi-trailers..	26	25	34	61	43	52	62
Manufacture of motor vehicles, trailers and semi-trailers..	65	114	136	185	148	157	169
Manufacture of other transport equipment .....	27	51	54	48	46	38	43
Manufacture of furniture; manufacturing n.e.c.....	45	25	100	137	119	105	100
Recycling.....	6	10	27	46	52	65	63
Computer and related activities.....	×	×	×	13	9	20	32

1. Including exploitation licenses issued for starting new establishments, expansion of existing establishments and establishments without license.

2. Revised figure.

Source: Ministry of Industries and Mines.

**7. 3. VACANCIES CREATED IN MANUFACTURING ESTABLISHMENTS WITH EXPLOITATION LICENCE ISSUED BY THE MINISTRY OF INDUSTRIES AND MINES, BY TYPE OF INDUSTRY** (person)

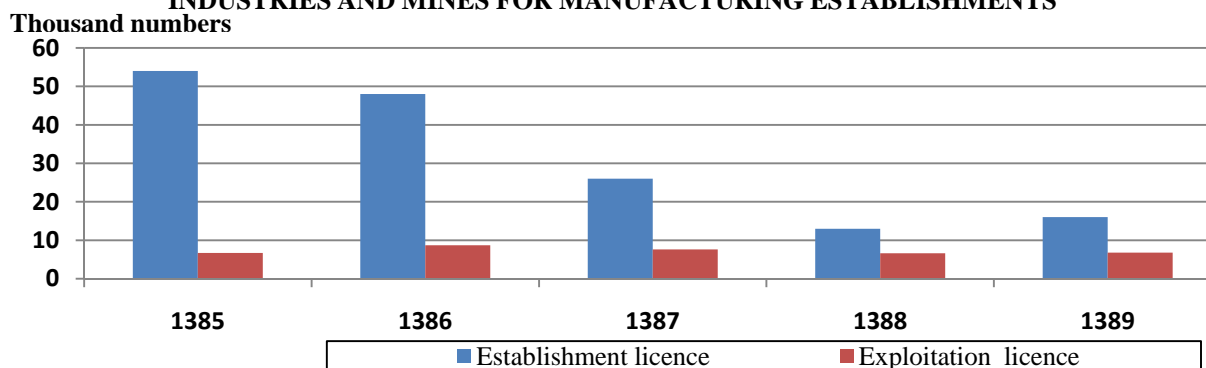
Industry	1375	1380	1385 <sup>(1)</sup>	1386 <sup>(1,2)</sup>	1387 <sup>(1,2)</sup>	1388 <sup>(1)</sup>	1389 <sup>(1)</sup>
<b>Total</b> .....	<b>85133</b>	<b>74578</b>	<b>126155</b>	<b>167342</b>	<b>146394</b>	<b>140568</b>	<b>131925</b>
Manufacture of food products and beverages .....	14185	14245	19762	26628	24143	22282	24658
Manufacture of tobacco products.....	0	15	0	17	567	0	2281
Manufacture of wearing apparel; dressing and dyeing of fur.....	19503	6564	10275	9374	6449	6379	6891
Manufacture of wearing apparel; dressing and dyeing of fur .....	2130	2708	1477	1945	2065	1714	1775
Tanning and dressing of leather; manufacture of luggage, handbags, saddlery, harness, and footwear .....	1600	1211	834	783	727	714	831
Manufacture of wood and of products of wood and cork, except furniture; manufacture of articles of straw and plaiting materials .....	721	992	2764	2425	1925	2308	1689
Manufacture of paper and paper products .....	2342	1353	2860	3189	3131	3574	2390
Publishing, printing and reproduction of recorded media....	90	229	424	728	494	479	162
Manufacture of coke, refined petroleum products and nuclear fuel.....	65	1126	1218	2359	4298	2278	4006
Manufacture of chemicals and chemical products .....	3659	13037	10485	10368	12021	10446	9235
Manufacture of rubber and plastic products .....	4327	3856	12429	14514	10574	8588	8042
Manufacture of other non metallic mineral products .....	12998	9252	25090	28838	36137	25936	27636
Manufacture of basic metals .....	2253	2496	7421	8076	11716	17805	9807
Manufacture of fabricated metal products, except machinery and equipment .....	7950	3869	9038	10993	9661	8666	10977
Manufacture of machinery and equipment n.e.c.....	4566	4088	7639	9309	6794	7301	6193
Manufacture of office, accounting and computing machinery.....	170	361	540	849	191	559	660
Manufacture of electrical machinery and apparatus n.e.c. ....	2690	2692	4654	4380	4405	4971	4265
Manufacture of radio, television and communication equipment and apparatus .....	2473	197	762	352	398	731	838
Manufacture of medical, precision and optical instruments, watches and clocks .....	354	574	486	1498	584	701	1940
Manufacture of motor vehicles, trailers and semi-trailers....	1307	2727	4557	26991	5934	10939	4079
Manufacture of other transport equipment .....	872	2445	1804	1048	826	1589	1341
Manufacture of furniture; manufacturing n.e.c.....	782	412	1300	1717	1906	1549	1393
Recycling.....	96	129	336	672	1438	1051	832
Computer and related activities.....	×	×	0	289	10	8	4

1. Including exploitation licenses issued for starting new establishments, expansion of existing establishments and establishments without license.

2. Revised figures

Source: Ministry of Industries and Mines.

**7. 1. ESTABLISHMENT AND EXPLOITATION LICENCES ISSUED BY THE MINISTRY OF INDUSTRIES AND MINES FOR MANUFACTURING ESTABLISHMENTS**



For data see Tables 7. 1 and 7. 2.



**7. 4. INVESTMENT MADE IN MANUFACTURING ESTABLISHMENTS BY THE MINISTRY OF INDUSTRIES, BY TYPE OF INDUSTRY**

(billion-rials)

Industry	1375	1380	1385 <sup>(1)</sup>	1386 <sup>(1,2)</sup>	1387 <sup>(1,2)</sup>	1388 <sup>(1)</sup>	1389 <sup>(1)</sup>
<b>Total .....</b>	<b>5365</b>	<b>13023</b>	<b>77172</b>	<b>138705</b>	<b>226679</b>	<b>207371</b>	<b>195242</b>
Manufacture of food products and beverages.....	883	2070	11180	13358	19177	20958	26853
Manufacture of tobacco products.....	0	2	0	5	132	0	5181
Manufacture of textiles .....	914	931	3548	6860	5993	5789	9136
Manufacture of wearing apparel; dressing and dyeing of fur .....	17	40	122	202	734	130	355
Tanning and dressing of leather; manufacture of luggage, handbags, saddlery, harness, and footwear .....	65	84	245	539	480	451	347
Manufacture of wood and of products of wood and cork, except furniture; manufacture of articles of straw and plaiting materials .....	25	69	1038	1054	1107	1924	1216
Manufacture of paper and paper products....	69	89	970	3119	2639	5555	2041
Publishing, printing and reproduction of recorded media .....	8	54	200	771	271	1296	192
Manufacture of coke, refined petroleum products and nuclear fuel .....	6	160	657	19915	16498	23367	19790
Manufacture of chemicals and chemical products.....	304	2729	19781	29500	49228	29566	14612
Manufacture of rubber and plastic products.	397	1498	7158	8129	8333	5877	9072
Manufacture of other non-metallic mineral products .....	849	1492	11219	20996	53484	43979	37723
Manufacture of basic metals....	136	1006	9713	8954	51047	37917	31400
Manufacture of fabricated metal products, except machinery and equipment .....	542	539	4528	4267	6190	7831	10980
Manufacture of machinery and equipment n.e.c. ....	220	514	1660	3273	3063	4138	15094
Manufacture of office, accounting and computing machinery .....	27	34	253	791	112	299	597
Manufacture of electrical machinery and apparatus n.e.c. ....	761	377	1921	1971	1926	3858	3582
Manufacture of radio, television and communication equipment and apparatus....	23	8	158	221	392	272	527
Manufacture of medical, precision and optical instruments, watches and clocks .....	13	45	189	411	449	742	559
Manufacture of motor vehicles, trailers and semi-trailers .....	46	1167	1966	13100	3871	10150	4542
Manufacture of other transport equipment...	32	82	342	255	519	2070	404
Manufacture of furniture; manufacturing n.e.c. ....	26	25	223	525	487	604	538
Recycling .....	2	9	101	489	547	598	501
Computer and related activities.....	×	×	×	0	0	0	0

1. Including exploitation licenses issued for starting new establishments, expansion of existing establishments and establishments without license.

2. Revised figures

Source: Ministry of Industries and Mines.

**7. 5. ESTABLISHMENT AND EXPLOITATION LICENCES ISSUED BY THE MINISTRY OF INDUSTRIES AND MINES FOR MANUFACTURING ESTABLISHMENTS BY OSTAN (number)**

Ostan	1388		1389	
	Establishment <sup>(1)</sup>	Exploitation licence <sup>(2)</sup>	Establishment <sup>(1)</sup>	Exploitation licence <sup>(2)</sup>
<b>Total country .....</b>	<b>13383</b>	<b>6660</b>	<b>15914</b>	<b>6862</b>
East Azarbayejan .....	1504	557	1905	678
West Azarbayejan .....	357	317	496	245
Ardebil .....	159	132	152	141
Esfahan .....	1008	671	1105	588
Ilam .....	185	88	141	94
Bushehr .....	189	59	169	62
Tehran .....	422	564	508	840
Chaharmahal & Bakhtiyari ..	134	75	171	128
South Khorasan .....	80	54	75	41
Khorasan-e-Razavi .....	824	521	1303	527
North Khorasan .....	176	42	282	70
Khuzestan .....	532	258	598	226
Zanjan .....	470	140	618	132
Semnan.....	568	188	600	164
Sistan & Baluchestan .....	325	115	314	102
Fars .....	678	266	980	245
Qazvin .....	597	421	537	308
Qom .....	309	168	371	182
Kordestan .....	227	73	285	61
Kerman .....	505	179	664	179
Kermanshah .....	190	112	254	91
Kohgiluyeh & Boyerahmad	80	67	137	63
Golestan .....	352	93	426	122
Gilan .....	408	312	348	354
Lorestan .....	190	118	207	120
Mazandaran .....	747	362	763	299
Markazi .....	506	249	756	295
Hormozgan .....	285	81	328	75
Hamedan .....	219	127	255	103
Yazd .....	1157	251	1166	327

1. Including new manufacturing establishments and expansion of existing establishments.

2. Including exploitation licenses issued for starting new establishments, expansion of existing establishments and establishments without license.

Source: Ministry of Industries and Mines.

### 7. 6. MANUFACTURING ESTABLISHMENTS WITH 10 OR MORE WORKERS BY TYPE OF INDUSTRY, OWNERSHIP AND SIZE

Year and industry	Total establishments			
	Total	10-49 workers	50-99 workers	100 and more workers
1375 <sup>(1)</sup> .....	321326	10938	1104	1329
1380.....	10987	8109	1249	1629
1384.....	16018	12206	1830	1982
1385.....	16057	12151	1856	2050
1386 <sup>(2)</sup> .....	15878	11780	1963	2135
1387.....	17071	12300	2210	2561
<b>1388.....</b>	<b>16131</b>	<b>11441</b>	<b>2186</b>	<b>2504</b>
Manufacture of food products and beverages.....	2883	2041	421	421
Manufacture of tobacco products.....	2	0	0	2
Manufacture of textiles.....	1285	839	203	243
Manufacture of wearing apparel; dressing and dyeing of fur.....	166	133	17	17
Tanning and dressing of leather ; manufacture of luggage, handbags, saddlery, harness, and footwear....	226	191	20	15
Manufacture of wood and of products of wood and cork, except furniture; manufacture of articles of straw and plaiting materials.....	139	107	16	16
Manufacture of paper and paper products.....	361	260	51	50
Publishing, printing and reproduction of recorded media.....	253	207	18	28
Manufacture of coke, refined petroleum products and nuclear fuel.....	144	106	17	21
Manufacture of chemicals and chemical products.....	984	650	123	210
Manufacture of rubber and plastic products.....	1075	814	150	111
Manufacture of other non-metallic mineral products...	3414	2834	277	303
Manufacture of basic metals.....	657	391	110	156
Manufacture of fabricated metal products, except machinery and equipment.....	1250	876	191	183
Manufacture of machinery and equipment n.e.c.....	1076	688	187	201
Manufacture of office, accounting and computing machinery.....	37	15	6	16
Manufacture of electrical machinery and apparatus n.e.c.....	517	283	93	141
Manufacture of radio, television and communication equipment and apparatus.....	80	37	21	22
Manufacture of medical, precision and optical instruments, watches and clocks.....	172	111	27	34
Manufacture of motor vehicles, trailers and semi-trailers.....	746	354	145	248
Manufacture of other transport equipment.....	173	112	28	33
Manufacture of furniture; manufacturing n.e.c.....	482	384	64	34
Recycling.....	10	8	2	0

**7. 6. MANUFACTURING ESTABLISHMENTS WITH 10 OR MORE WORKERS BY TYPE OF INDUSTRY, OWNERSHIP AND SIZE (continued)**

Year and industry	Private			
	Total	10-49 workers	50-99 workers	100 and more workers
1375 <sup>(1)</sup> .....	319890	10492	954	786
1380 .....	10203	7852	1146	1205
1384 .....	15443	11980	1746	1717
1385 .....	15531	11944	1775	1812
1386 <sup>(2)</sup> .....	15404	11587	1899	1918
1387 .....	16589	12116	2134	2339
<b>1388.....</b>	<b>15726</b>	<b>11276</b>	<b>2132</b>	<b>2318</b>
Manufacture of food products and beverages .....	2783	2000	403	380
Manufacture of tobacco products .....	1	0	0	1
Manufacture of textiles .....	1260	832	196	232
Manufacture of wearing apparel; dressing and dyeing of fur .....	165	132	17	17
Tanning and dressing of leather; manufacture of luggage, handbags, saddlery, harness, and footwear .....	226	191	20	15
Manufacture of wood and of products of wood and cork, except furniture; manufacture of articles of straw and plaiting materials .....	130	106	14	10
Manufacture of paper and paper products .....	360	260	51	49
Publishing, printing and reproduction of recorded media.....	236	200	17	19
Manufacture of coke, refined petroleum products and nuclear fuel .....	133	106	17	10
Manufacture of chemicals and chemical products .....	957	649	121	186
Manufacture of rubber and plastic products .....	1068	812	149	107
Manufacture of other non-metallic mineral products.....	3291	2748	263	280
Manufacture of basic metals .....	645	391	109	145
Manufacture of fabricated metal products, except machinery and equipment .....	1234	870	188	175
Manufacture of machinery and equipment n.e.c. ....	1061	683	184	194
Manufacture of office, accounting and computing machinery .....	37	15	6	16
Manufacture of electrical machinery and apparatus n.e.c.....	512	283	92	137
Manufacture of radio, television and communication equipment and apparatus .....	78	37	21	20
Manufacture of medical, precision and optical instruments, watches and clocks .....	164	108	26	30
Manufacture of motor vehicles, trailers and semi-trailers.....	736	354	145	238
Manufacture of other transport equipment .....	160	107	28	25
Manufacture of furniture; manufacturing n.e.c. ....	480	384	63	33
Recycling .....	9	7	2	0

### 7. 6. MANUFACTURING ESTABLISHMENTS WITH 10 OR MORE WORKERS BY TYPE OF INDUSTRY, OWNERSHIP AND SIZE (continued)

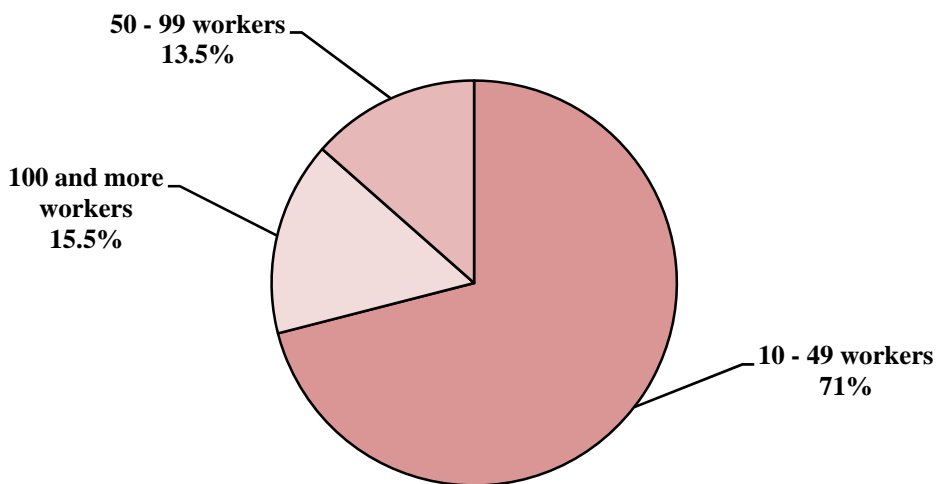
Year and industry	Public			
	Total	10-49 workers	50-99 workers	100 and more workers
1375 <sup>(1)</sup> .....	1436	446	150	543
1380 .....	784	257	103	424
1384.....	575	226	84	265
1385 .....	526	207	81	238
1386 <sup>(2)</sup> .....	474	193	64	217
1387.....	482	184	76	222
<b>1388.....</b>	<b>405</b>	<b>165</b>	<b>55</b>	<b>186</b>
Manufacture of food products and beverages .....	100	41	18	41
Manufacture of tobacco products .....	1	0	0	1
Manufacture of textiles .....	25	7	7	11
Manufacture of wearing apparel; dressing and dyeing of fur .....	1	1	0	0
Tanning and dressing of leather ; manufacture of luggage, handbags, saddlery, harness, and footwear .....	0	0	0	0
Manufacture of wood and of products of wood and cork, except furniture; manufacture of articles of straw and plaiting materials .....	9	1	2	6
Manufacture of paper and paper products .....	1	0	0	1
Publishing, printing and reproduction of recorded media.....	17	7	1	9
Manufacture of coke, refined petroleum products and nuclear fuel .....	11	0	0	11
Manufacture of chemicals and chemical products .....	27	1	2	24
Manufacture of rubber and plastic products .....	7	2	1	4
Manufacture of other non-metallic mineral products.....	123	86	14	23
Manufacture of basic metals .....	12	0	1	11
Manufacture of fabricated metal products, except machinery and equipment .....	16	6	2	8
Manufacture of machinery and equipment n.e.c. ....	15	5	3	7
Manufacture of office, accounting and computing machinery .....	0	0	0	0
Manufacture of electrical machinery and apparatus n.e.c.....	5	0	1	4
Manufacture of radio, television and communication equipment and apparatus .....	2	0	0	2
Manufacture of medical, precision and optical instruments, watches and clocks .....	8	3	1	4
Manufacture of motor vehicles, trailers and semi-trailers.....	10	0	0	10
Manufacture of other transport equipment .....	13	5	0	8
Manufacture of furniture; manufacturing n.e.c. ....	2	0	1	1
Recycling .....	1	1	0	0

1. Difference between the total and sum of parts is due to the manufacturing establishments with 1 to 9 workers.

2. Difference between the total and sum of parts relates to manufacturing establishments with 10-49 workers whose data were collected as sampling and generalized across the country .

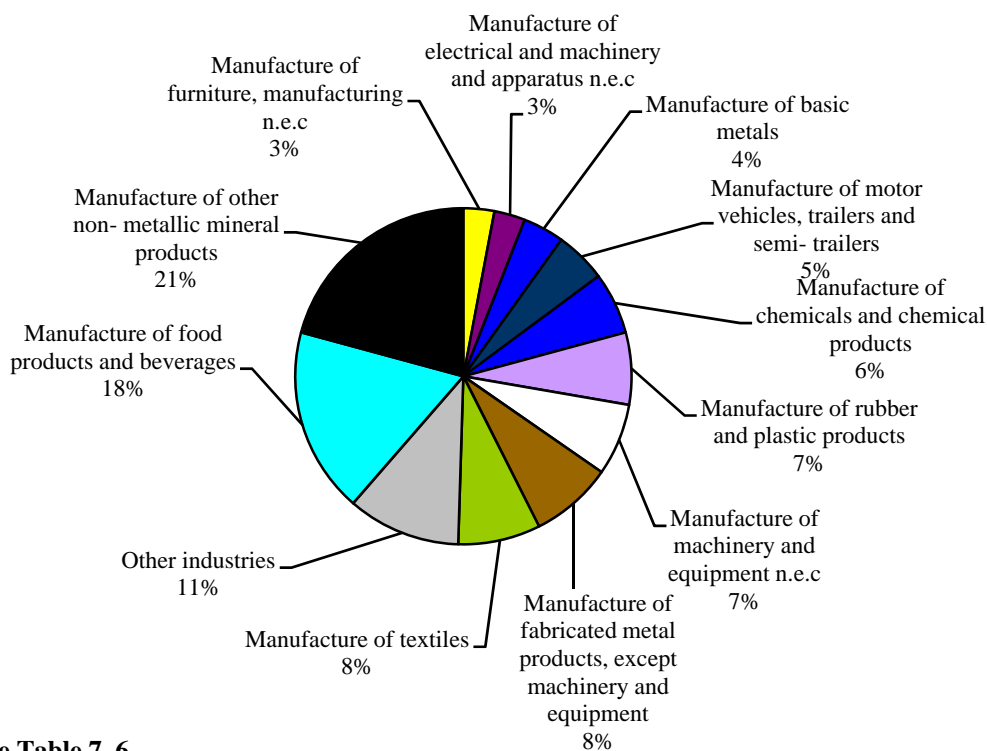
Source: Statistical Centre of Iran.

**7. 2. DISTRIBUTION OF NATIONAL MANUFACTURING ESTABLISHMENTS WITH 10 AND MORE WORKERS BY SIZE, 1389**



For data see Table 7. 6.

**7. 3. DISTRIBUTION OF NATIONAL MANUFACTURING ESTABLISHMENTS WITH 10 AND MORE WORKERS BY TYPE OF ACTIVITY, 1389**



For data see Table 7. 6.

**7. 7. MANUFACTURING ESTABLISHMENTS WITH 10 OR MORE WORKERS BY OSTAN AND TYPE OF OWNERSHIP, 1388**

Ostan	Total establishments			
	Total	10-49 workers	50-99 workers	100 and more workers
<b>Total country</b> .....	<sup>(1)</sup> <b>16131</b>	<sup>(1)</sup> <b>11441</b>	<b>2186</b>	<b>2504</b>
East Azarbayejan .....	794	553	105	135
West Azarbayejan .....	357	283	38	35
Ardebil .....	282	256	14	12
Esfahan .....	1908	1364	273	271
Ilam .....	58	50	6	2
Bushehr .....	110	74	16	20
Tehran .....	3822	2503	614	705
Chaharmahal & Bakhtiari .....	221	189	14	18
South Khorasan .....	127	112	6	9
Khorasan-e-Razavi .....	1112	740	178	195
North Khorasan .....	78	68	2	8
Khuzestan .....	447	297	54	96
Zanjan .....	190	102	27	61
Semnan .....	926	772	91	63
Sistan & Baluchestan .....	103	95	3	5
Fars .....	674	517	78	79
Qazvin .....	723	456	96	171
Qom .....	463	373	42	47
Kordestan .....	134	110	15	9
Kerman .....	148	76	25	47
Kermanshah .....	254	200	24	30
Kohgiluyeh & Boyerahmad .....	44	35	4	5
Golestan .....	253	198	28	27
Gilan .....	510	359	70	81
Lorestan .....	103	73	12	18
Mazandaran .....	713	509	112	93
Markazi .....	632	373	125	134
Hormozgan .....	175	142	11	22
Hamedan .....	360	306	34	20
Yazd .....	410	255	70	85

**7. 7. MANUFACTURING ESTABLISHMENTS WITH 10 OR MORE WORKERS BY OSTAN AND TYPE OF OWNERSHIP, 1388 (continued)**

Ostan	Private			
	Total	10-49 workers	50-99 workers	100 and more workers
<b>Total country</b> .....	<b>15726</b>	<b>11276</b>	<b>2132</b>	<b>2318</b>
East Azarbayejan .....	772	546	100	126
West Azarbayejan .....	337	277	34	26
Ardebil .....	267	245	12	10
Esfahan .....	1892	1355	272	264
Ilam .....	57	50	5	2
Bushehr .....	106	74	16	16
Tehran .....	3739	2495	603	640
Chaharmahal & Bakhtiari .....	214	186	13	15
South Khorasan .....	124	110	5	9
Khorasan-e-Razavi .....	1080	720	176	185
North Khorasan .....	72	66	2	4
Khuzestan .....	417	282	51	84
Zanjan .....	184	99	25	60
Semnan .....	923	770	90	63
Sistan & Baluchestan .....	95	88	3	4
Fars .....	667	514	78	75
Qazvin .....	715	455	95	165
Qom .....	452	365	41	45
Kordestan .....	122	100	13	9
Kerman .....	133	72	22	39
Kermanshah .....	239	190	23	26
Kohgiluyeh & Boyerahmad .....	39	32	3	4
Golestan .....	244	193	27	24
Gilan .....	500	355	68	77
Lorestan .....	101	72	12	17
Mazandaran .....	693	499	108	87
Markazi .....	618	371	124	123
Hormozgan .....	166	140	11	15
Hamedan .....	350	301	30	19
Yazd .....	407	253	70	84



**7. 7. MANUFACTURING ESTABLISHMENTS WITH 10 OR MORE WORKERS BY OSTAN AND TYPE OF OWNERSHIP, 1388 (continued)**

Ostan	Public			
	Total	10-49 workers	50-99 workers	100 and more workers
<b>Total country .....</b>	<sup>(1)</sup> <b>405</b>	<sup>(1)</sup> <b>165</b>	<b>55</b>	<b>186</b>
East Azarbayejan .....	21	7	5	9
West Azarbayejan .....	19	6	4	9
Ardebil .....	15	11	2	2
Esfahan .....	16	8	1	7
Ilam .....	1	0	1	0
Bushehr .....	4	0	0	4
Tehran .....	83	8	10	65
Chaharmahal & Bakhtiari .....	7	3	1	3
South Khorasan .....	3	2	1	0
Khorasan-e-Razavi .....	32	20	2	10
North Khorasan .....	6	2	0	4
Khuzestan .....	30	15	3	12
Zanjan .....	6	3	2	1
Semnan .....	3	2	1	0
Sistan & Baluchestan .....	8	7	0	1
Fars .....	7	3	0	4
Qazvin .....	8	1	1	6
Qom .....	11	8	1	2
Kordestan .....	12	10	2	0
Kerman .....	15	4	3	8
Kermanshah .....	15	10	1	4
Kohgiluyeh & Boyerahmad .....	5	3	1	1
Golestan .....	9	5	1	3
Gilan .....	10	4	2	4
Lorestan .....	2	1	0	1
Mazandaran .....	20	10	4	6
Markazi .....	14	2	1	
Hormozgan .....	9	2	0	7
Hamedan .....	10	5	4	1
Yazd .....	3	2	0	1

1. Difference between the total and sum of parts relates to manufacturing establishment with 10-49 workers whose data were collected as sampling and generalized across the country .

Source: Statistical Centre of Iran.

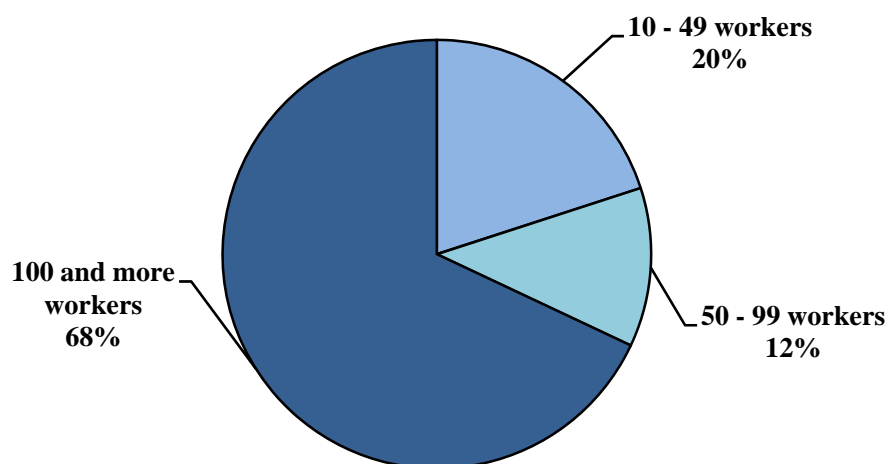
### 7. 8. NUMBER OF WORKERS IN MANUFACTURING ESTABLISHMENTS WITH 10 OR MORE WORKERS BY PAID AND UNPAID WORKERS

Year and size of establishments	Total workers	Wage and salary earners			Unpaid workers		
		Both sexes	Male	Female	Both sexes	Male	Female
1375 <sup>(1)</sup> .....	1611279	1209517	1142072	67445	401762	376290	25472
1380.....	921106	913255	845334	67921	7851	7557	294
1384.....	1061319	1049104	954496	94608	12215	11922	293
1385 .....	1071383	1060587	961222	99365	10796	10481	315
1386 .....	1102856	1093454	983143	110311	9403	9112	291
1387.....	1262443	1253167	1127010	126157	9276	8903	373
<b>1388.....</b>	<b>1251784</b>	<b>1243040</b>	<b>1115910</b>	<b>127130</b>	<b>8743</b>	<b>8285</b>	<b>458</b>
10-49 workers.....	256218	248366	218799	29567	7852	7545	308
50-99 workers .....	147327	146659	127073	19587	668	525	143
100 and more workers.....	848238	848015	770039	77976	223	216	7

1. Including establishments with 1 to 9 workers.

Source: Statistical Centre of Iran.

### 7. 4. DISTRIBUTION OF NATIONAL WORKERS OF THE MANUFACTURING ESTABLISHMENTS WITH 10 AND MORE WORKERS BY SIZE, 1388



For data see Table 7. 8.

### 7. 9. NUMBER OF WORKERS IN MANUFACTURING ESTABLISHMENTS WITH 10 OR MORE WORKERS BY TYPE OF INDUSTRY AND SIZE, 1388

Industry	Total	10-49 workers	50-99 workers	100 and more workers
<b>Total</b> .....	<b>1251784</b>	<b>256218</b>	<b>147327</b>	<b>848238</b>
Manufacture of food products and beverages .....	185344	48019	27861	109464
Manufacture of tobacco products .....	7905	0	0	7905
Manufacture of textiles .....	94379	18300	13893	62186
Manufacture of wearing apparel; dressing and dyeing of fur .....	7973	2382	1151	4441
Tanning and dressing of leather; manufacture of luggage, handbags, saddlery, harness, and footwear .....	8361	3620	1319	3422
Manufacture of wood and products of wood and cork, except furniture; manufacture of articles of straw and plaiting materials .....	7095	1966	1087	4042
Manufacture of paper and paper products .....	22139	5579	3463	13097
Publishing, printing and reproduction of recorded media .....	12338	4107	1185	7046
Manufacture of coke, refined petroleum products and nuclear fuel .....	26527	2033	1184	23310
Manufacture of chemicals and chemical products .....	107329	14803	8600	83926
Manufacture of rubber and plastic products .....	59462	18364	9747	31351
Manufacture of other non-metallic mineral products .....	175213	61583	18946	94684
Manufacture of basic metals .....	105274	8759	7520	88995
Manufacture of fabricated metal products, except machinery and equipment .....	79106	19953	12827	46326
Manufacture of machinery and equipment n.e.c. ....	84919	15973	12486	56459
Manufacture of office, accounting and computing machinery .....	5819	428	385	5006
Manufacture of electrical machinery and apparatus n.e.c. ....	57137	6798	6099	44240
Manufacture of radio, television and communication equipment and apparatus .....	7915	901	1348	5666
Manufacture of medical, precision and optical instruments, watches and clocks .....	13378	2844	1934	8600
Manufacture of motor vehicles, trailers and semi-trailers .....	146937	9102	9965	127870
Manufacture of other transport equipment .....	17505	2749	1886	12870
Manufacture of furniture; manufacturing n.e.c. ....	19478	7830	4317	7331
Recycling .....	250	126	124	0

Source: Statistical Centre of Iran.

### 7. 10. NUMBER OF WORKERS IN MANUFACTURING ESTABLISHMENTS WITH 10 OR MORE WORKERS BY OSTAN AND SIZE, 1388

Ostan	Total	10-49 workers	50-99 workers	100 and more workers
<b>Total country</b> .....	<b>1251784</b>	<b>256218</b>	<b>147327</b>	<b>848238</b>
East Azarbayejan .....	63496	12865	6911	43720
West Azarbayejan .....	18601	7303	2623	8675
Ardebil .....	9058	4687	951	3420
Esfahan .....	146353	30702	18529	97122
Ilam .....	2047	1077	405	565
Bushehr .....	12757	1554	1061	10142
Tehran .....	361305	57561	40782	262961
Chaharmahal & Bakhtiari .....	9128	3511	963	4654
South Khorasan .....	5453	2184	453	2816
Khorasan-e-Razavi .....	85226	17705	11862	55660
North Khorasan .....	6699	1311	127	5261
Khuzestan .....	65960	6027	3532	56401
Zanjan .....	22471	2559	1899	18013
Semnan .....	36147	15676	5876	14595
Sistan & Baluchestan .....	4087	2253	205	1629
Fars .....	42592	11001	5450	26141
Qazvin .....	65808	11026	6499	48282
Qom .....	21586	8240	3069	10277
Kordestan .....	4948	2458	853	1637
Kerman .....	19722	1881	1923	15918
Kermanshah .....	14163	4076	1646	8441
Kohgiluyeh & Boyerahmad .....	2323	802	289	1232
Golestan .....	10658	4190	1795	4673
Gilan .....	33712	8519	4865	20328
Lorestan .....	8390	1684	728	5978
Mazandaran .....	46268	11185	7679	27403
Markazi .....	69210	9160	8571	51479
Hormozgan .....	11757	2770	727	8260
Hamedan .....	13556	6343	2229	4984
Yazd .....	38304	5908	4825	27571

Source: Statistical Centre of Iran.

### 7. 11. COMPENSATION OF WAGE AND SALARY EARNERS IN MANUFACTURING ESTABLISHMENTS WITH 10 AND MORE WORKERS BY SEX (mln rials)

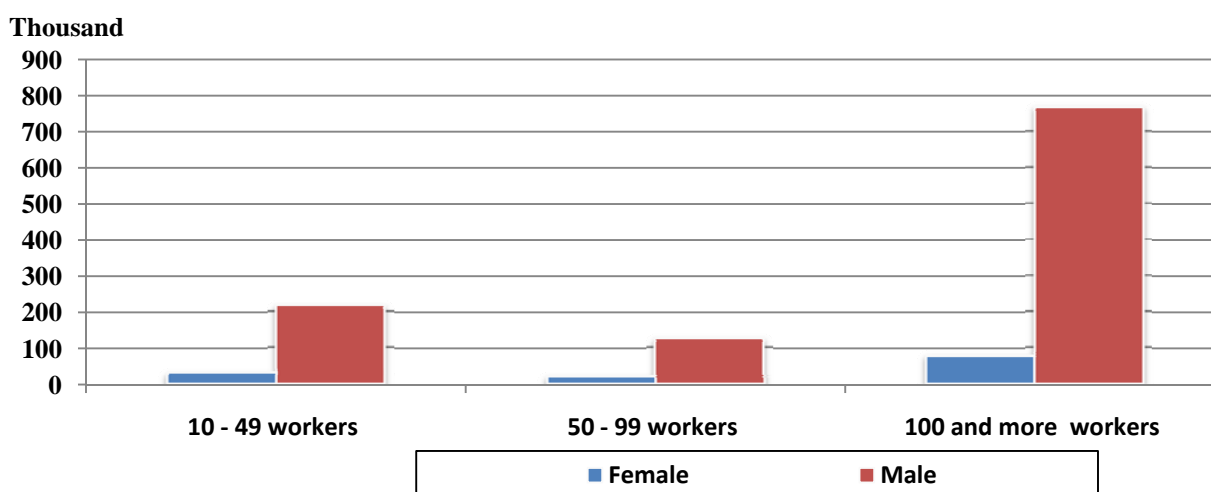
Year and size of establishments	Both sexes		
	Total	Wages and salaries	Other payments
1375 <sup>(1)</sup> .....	8572672	4835414	3737258
1380.....	20603571	11115613	9487958
1384 .....	44589183	24724249	19864934
1385.....	56059937	30594745	25465191
1386.....	68610877	37209173	31401705
1387.....	91693823	52601280	39092542
<b>1388.....</b>	<b>105660553</b>	<b>60290858</b>	<b>45369694</b>
10-49 workers .....	12761915	9512756	3249159
50-99 workers .....	8537645	6011678	2525967
100 and more workers.....	84360992	44766424	39594568

Year and size of establishments	Male			Female		
	Total	Wages and salaries	Other payments	Total	Wages and salaries	Other payments
1375 <sup>(1)</sup> .....	8195940	4605521	3590419	376732	229893	146839
1380.....	19505178	10440534	9064644	1098393	675079	423314
1384 .....	41572624	22821569	18751056	3016559	1902680	1113878
1385.....	52273095	28179940	24093155	3786841	2414805	1372036
1386.....	63669503	34080542	29588961	4941375	3128631	1812744
1387.....	84797345	48244524	36552822	6896478	4356757	2539721
<b>1388.....</b>	<b>97501823</b>	<b>55014646</b>	<b>42487177</b>	<b>8158730</b>	<b>5276213</b>	<b>2882517</b>
10-49 workers .....	11456393	8511594	2944799	1305522	1001162	304360
50-99 workers .....	7561037	5302785	2258252	976608	708893	267715
100 and more workers.....	78484392	41200266	37284126	5876600	3566158	2310442

1. Including establishments with 1 to 9 workers.

Source: Statistical Centre of Iran.

#### 7. 5. WORKERS OF MANUFACTURING ESTABLISHMENTS WITH 10 AND MORE WORKERS BY SEX, 1388



For data see Table 7. 8.

**7. 12. COMPENSATION OF WAGE AND SALARY EARNERS IN MANUFACTURING ESTABLISHMENTS WITH 10 OR MORE WORKERS BY TYPE OF INDUSTRY AND SIZE, 1388**  
(mln rials)

Industry	Total	10-49 workers	50-99 workers	100 and more workers
<b>Total.....</b>	<b>105660553</b>	<b>12761915</b>	<b>8537645</b>	<b>84360992</b>
Manufacture of food products and beverages .....	11710876	2228374	1453773	8028729
Manufacture of tobacco products .....	1279827	0	0	1279827
Manufacture of textiles .....	5223536	885855	727505	3610177
Manufacture of wearing apparel; dressing and dyeing of fur .....	401995	93683	46051	262261
Tanning and dressing of leather; manufacture of luggage, handbags, saddlery, harness, and footwear .....	387372	164050	69248	154073
Manufacture of wood and products of wood and cork, except furniture; manufacture of articles of straw and plaiting materials .....	521661	88966	63434	369261
Manufacture of paper and paper products .....	1615480	294916	199275	1121289
Publishing, printing and reproduction of recorded media .....	937618	204794	74246	658578
Manufacture of coke, refined petroleum products and nuclear fuel .....	3709706	103924	89088	3516694
Manufacture of chemicals and chemical products .....	12160158	808023	607825	10744309
Manufacture of rubber and plastic products .....	4029254	909412	585101	2534741
Manufacture of other non-metallic mineral products .....	12664027	3065708	1080877	8517443
Manufacture of basic metals .....	12600917	464233	490812	11645872
Manufacture of fabricated metal products, except machinery and equipment .....	5725610	1039928	763312	3922369
Manufacture of machinery and equipment n.e.c. ....	6081227	814970	737554	4528703
Manufacture of office, accounting and computing machinery .....	489782	28233	19621	441928
Manufacture of electrical machinery and apparatus n.e.c. ....	4653164	360706	388261	3904196
Manufacture of radio, television and communication equipment and apparatus .....	644219	47107	95116	501995
Manufacture of medical, precision and optical instruments, watches and clocks .....	907736	161200	113270	633266
Manufacture of motor vehicles, trailers and semi-trailers .....	17294118	489111	586615	16218391
Manufacture of other transport equipment .....	1456648	139760	102787	1214102
Manufacture of furniture; manufacturing n.e.c. ....	1155670	364252	238630	552788
Recycling .....	9953	4710	5243	0

Source: Statistical Centre of Iran.

**7. 13. INVESTMENT (CHANGES IN CAPITAL GOODS) IN MANUFACTURING ESTABLISHMENTS  
WITH 10 OR MORE WORKERS BY TYPE OF CAPITAL GOODS AND SIZE (mln rials)**

Year and size of establishments	Total	Machinery and ...	Office equipment	Vehicles
1375 <sup>(1)</sup> .....	6729816	4763211	197923	288151
1380.....	7788901	5238956	391673	396065
1384.....	25368530	15399744	672802	710221
1385.....	39367834	19877162	820981	900691
1386.....	58970790	28523802	1745886	1010258
1387.....	82935075	47421583	1521298	1458965
<b>1388.....</b>	<b>71984007</b>	<b>40113544</b>	<b>1466870</b>	<b>1245751</b>
10-49 workers .....	4988206	3247662	97777	192417
50-99 workers .....	3068142	2180612	92637	91784
100 and more workers .....	63927659	34685270	1276456	961551

Year and size of establishments	Building (without land)	Land	Software
1375 <sup>(1)</sup> .....	1296131	184399	0
1380 .....	1453493	195403	113310
1384.....	7310479	1196779	78504
1385.....	16800907	839623	128470
1386.....	25794782	1796847	99215
1387.....	29919764	2413519	199946
<b>1388.....</b>	<b>26631996</b>	<b>2276503</b>	<b>249342</b>
10-49 workers .....	1318382	117478	14490
50-99 workers .....	603977	80739	18393
100 and more workers .....	24709637	2078286	216459

1. Including establishments with 1 to 9 workers.

Source: Statistical Centre of Iran.

**7. 14. INVESTMENT (CHANGES IN CAPITAL GOODS) IN MANUFACTURING ESTABLISHMENTS WITH 10 OR MORE WORKERS BY TYPE OF INDUSTRY AND SIZE, 1388**  
(mln rials)

Industry	Total	10-49 workers	50-99 workers	100 and more workers
<b>Total.....</b>	<b>71984007</b>	<b>4988206</b>	<b>3068142</b>	<b>63927659</b>
Manufacture of food products and beverages .....	6361358	1201240	674037	4486080
Manufacture of tobacco products .....	192403	0	0	192403
Manufacture of textiles .....	2011174	485777	160793	1364605
Manufacture of wearing apparel; dressing and dyeing of fur .....	102328	10095	10285	81948
Tanning and dressing of leather; manufacture of luggage, handbags, saddlery, harness, and footwear .....	144408	61092	36172	47144
Manufacture of wood and products of wood and cork, except furniture; manufacture of articles of straw and plaiting materials .....	440399	-1711	26718	415391
Manufacture of paper and paper products .....	322780	383201	38408	-98829
Publishing, printing and reproduction of recorded media .....	271023	30333	58547	182143
Manufacture of coke, refined petroleum products and nuclear fuel .....	2075298	46054	102848	1926396
Manufacture of chemicals and chemical products .....	20165085	290779	258818	19615488
Manufacture of rubber and plastic products .....	1472292	386043	186600	899649
Manufacture of other non-metallic mineral products.....	12971515	1181137	348368	11442010
Manufacture of basic metals .....	14970368	173508	274202	14522659
Manufacture of fabricated metal products, except machinery and equipment .....	2770366	276700	273656	2220010
Manufacture of machinery and equipment n.e.c. ....	1186781	171519	171293	843969
Manufacture of office, accounting and computing machinery .....	212650	3040	1009	208601
Manufacture of electrical machinery and apparatus n.e.c. ....	1296036	80832	167230	1047974
Manufacture of radio, television and communication equipment and apparatus .....	121313	5437	15239	100638
Manufacture of medical, precision and optical instruments, watches and clocks .....	192970	51817	36410	104743
Manufacture of motor vehicles, trailers and semi-trailers .....	4083737	37132	166171	3880434
Manufacture of other transport equipment .....	366733	15542	56008	295183
Manufacture of furniture; manufacturing n.e.c. ....	251906	97705	5180	149021
Recycling .....	1083	933	150	0

Source: Statistical Centre of Iran.



**7. 15. VALUE OF INVENTORIES IN MANUFACTURING ESTABLISHMENTS WITH 10 OR MORE WORKERS BY SIZE, 1388** (mln rials)

Size of establishments	Beginning of the year				
	Total	Finished goods	Goods for resale without any changes	Work-in-progress	Primary materials, instruments,...
<b>Total .....</b>	<b>269788218</b>	<b>73254564</b>	<b>36180711</b>	<b>4744636</b>	<b>155608306</b>
10-49 workers .....	14616117	4494810	1215914	863917	8041476
50-99 workers .....	14128728	4040487	1324972	197806	8565464
100 and more workers .....	241043373	64719268	33639825	3682914	139001366
Size of establishments	End of the year				
	Total	Finished goods	Goods for resale without any changes	Work-in-progress	Primary materials, instruments,...
<b>Total .....</b>	<b>288671194</b>	<b>85230206</b>	<b>36434363</b>	<b>4676545</b>	<b>162330080</b>
10-49 workers .....	18828008	7991608	1386874	689679	8759847
50-99 workers .....	17438590	5343788	1959690	167494	9967618
100 and more workers .....	252404596	71894811	33087798	3819372	143602615

Source: Statistical Centre of Iran.

**7. 16. INPUTS VALUE RESULTED FROM MANUFACTURING ACTIVITIES OF MANUFACTURING ESTABLISHMENTS WITH 10 OR MORE WORKERS BY TYPE OF INDUSTRY AND SIZE**  
(mln rials)

Year and industry	Total	10-49 workers	50-99 workers	100 and more workers
1375 <sup>(1)</sup> .....	48344019	6391876	3083947	29530894
1380.....	117414672	12694916	7385402	97334354
1384.....	351011773	39001610	23816780	288193384
1385.....	445633735	47115744	30499904	368018088
1386.....	574443445	60364726	39634317	474444402
1387.....	773486286	68181411	46790304	658514570
<b>1388.....</b>	<b>1158510025</b>	<b>69861626</b>	<b>53922301</b>	<b>1034726098</b>
Manufacture of food products and beverages .....	100048528	19741750	12525928	67780850
Manufacture of tobacco products .....	1363782	0	0	1363782
Manufacture of textiles ....	21727989	4482318	2795627	14450044
Manufacture of wearing apparel; dressing and dyeing of fur .....	860931	252646	212440	395845
Tanning and dressing of leather; manufacture of luggage, handbags, saddlery, harness, and footwear....	2082281	792768	450924	838589
Manufacture of wood and of products of wood and cork, except furniture; manufacture of articles of straw and plaiting materials .....	1672756	247441	237856	1187459
Manufacture of paper and paper products .....	6515043	1224764	1233885	4056394
Publishing, printing and reproduction of recorded media .....	2176067	554040	167309	1454718
Manufacture of coke, refined petroleum products and nuclear fuel .....	438853554	2772925	2482191	433598438
Manufacture of chemicals and chemical products .....	113699698	5174142	4974691	103550865
Manufacture of rubber and plastic products .....	19414815	5031876	3088132	11294806
Manufacture of other non-metallic mineral products...	31974217	8998394	2620427	20355395
Manufacture of basic metals .....	120882763	5486546	6854336	108541880
Manufacture of fabricated metal products, except machinery and equipment .....	26408942	5297934	4380088	16730920
Manufacture of machinery and equipment n.e.c. ....	28421211	2855947	2432333	23132931
Manufacture of office, accounting and computing machinery .....	1335177	127834	87234	1120110
Manufacture of electrical machinery and apparatus n.e.c. ....	29136231	1914719	2791216	24430296
Manufacture of radio, television and communication equipment and apparatus .....	3352964	184650	465313	2703001
Manufacture of medical, precision and optical instruments, watches and clocks .....	4702664	844274	650420	3207970
Manufacture of motor vehicles, trailers and semi-trailers .....	193513681	1772800	2934199	188806683
Manufacture of other transport equipment .....	5792301	961109	1113928	3717264
Manufacture of furniture; manufacturing n.e.c. ....	4501609	1124144	1369611	2007855
Recycling .....	72820	18605	54215	0

1. Difference between the total and sum of parts is due to the manufacturing establishments with 1 to 9 workers.

Source: Statistical Centre of Iran.

**7. 17. OUTPUTS VALUE RESULTED FROM MANUFACTURING ACTIVITIES OF  
MANUFACTURING ESTABLISHMENTS WITH 10 OR MORE WORKERS BY TYPE  
OF INDUSTRY AND SIZE** (mln rials)

Year and industry	Total	10-49 workers	50-99 workers	100 and more workers
1375 <sup>(1)</sup> .....	82995974	9940992	4564494	52576042
1380.....	204090236	19958245	11504884	172627108
1384.....	559212672	58905195	35908590	464398886
1385.....	715033120	70622170	44644532	599766418
1386.....	912602628	90704249	56825563	765072816
1387.....	1182033138	103050390	68409590	1010573158
<b>1388.....</b>	<b>1600060165</b>	<b>105141328</b>	<b>78073944</b>	<b>1416844893</b>
Manufacture of food products and beverages .....	136142069	25766512	16170345	94205212
Manufacture of tobacco products .....	3527431	0	0	3527431
Manufacture of textiles .....	33195748	6527700	4372661	22295387
Manufacture of wearing apparel; dressing and dyeing of fur .....	1750338	472410	330463	947466
Tanning and dressing of leather; manufacture of luggage, handbags, saddlery, harness, and footwear .....	3115504	1261913	587358	1266232
Manufacture of wood and of products of wood and cork, except furniture; manufacture of articles of straw and plaiting materials .....	3082826	530245	354444	2198137
Manufacture of paper and paper products.....	10114586	1879803	1766545	6468238
Publishing, printing and reproduction of recorded media .....	4014668	1021879	303550	2689240
Manufacture of coke, refined petroleum products and nuclear fuel .....	482266481	3463387	3744904	475058190
Manufacture of chemicals and chemical products	201156628	7584487	7507090	186065051
Manufacture of rubber and plastic products.....	31307160	7297442	4641804	19367914
Manufacture of other non-metallic mineral products .....	80672320	18512509	5420068	56739743
Manufacture of basic metals .....	175064216	7127508	8161307	159775401
Manufacture of fabricated metal products, except machinery and equipment .....	41282636	8151646	6382176	26748814
Manufacture of machinery and equipment n.e.c. ....	45681256	4692926	4353134	36635196
Manufacture of office, accounting and computing machinery .....	3492712	219152	138898	3134662
Manufacture of electrical machinery and apparatus n.e.c. ....	46878511	2900505	4215343	39762663
Manufacture of radio, television and communication equipment and apparatus.....	5151320	309842	654073	4187405
Manufacture of medical, precision and optical instruments, watches and clocks .....	7516203	1296362	1006384	5213457
Manufacture of motor vehicles, trailers and semi-trailers .....	268210546	2863531	4502246	260844769
Manufacture of other transport equipment.....	9360152	1331919	1329386	6698848
Manufacture of furniture; manufacturing n.e.c. ....	6967127	1900930	2050759	3015439
Recycling .....	109728	28721	81007	0

1. Difference between the total and sum of parts is due to the manufacturing establishments with 1 to 9 workers.

Source: Statistical Centre of Iran.

**7. 18. VALUE ADDED RESULTED FROM MANUFACTURING ACTIVITIES OF MANUFACTURING ESTABLISHMENTS WITH 10 OR MORE WORKERS BY TYPE OF INDUSTRY AND SIZE**  
(mln rials)

Year and industry	Total	10-49 workers	50-99 workers	100 and more workers
1375 <sup>(1)</sup> .....	34651959	3549115	1480547	23045148
1380.....	86675563	7263328	4119481	75292754
1384.....	208200898	19903585	12091810	176205502
1385.....	269399385	23506426	14144628	231748330
1386.....	338159183	30339523	17191246	290628414
1387.....	408546853	34868979	21619286	352058588
<b>1388.....</b>	<b>441550140</b>	<b>35279702</b>	<b>24151643</b>	<b>382118795</b>
Manufacture of food products and beverages .....	36093540	6024762	3644417	26424362
Manufacture of tobacco products .....	2163649	0	0	2163649
Manufacture of textiles .....	11467759	2045382	1577035	7845343
Manufacture of wearing apparel; dressing and dyeing of fur .....	889407	219764	118023	551620
Tanning and dressing of leather; manufacture of luggage, handbags, saddlery, harness, and footwear .....	1033223	469145	136434	427643
Manufacture of wood and of products of wood and cork, except furniture; manufacture of articles of straw and plaiting materials .....	1410070	282804	116588	1010678
Manufacture of paper and paper products.....	3599543	655040	532660	2411843
Publishing, printing and reproduction of recorded media .....	1838601	467839	136241	1234522
Manufacture of coke, refined petroleum products and nuclear fuel .....	43412927	690462	1262713	41459752
Manufacture of chemicals and chemical products	87456930	2410345	2532399	82514186
Manufacture of rubber and plastic products.....	11892346	2265566	1553672	8073108
Manufacture of other non-metallic mineral products .....	48698103	9514115	2799641	36384347
Manufacture of basic metals .....	54181453	1640962	1306971	51233520
Manufacture of fabricated metal products, except machinery and equipment .....	14873694	2853712	2002088	10017894
Manufacture of machinery and equipment n.e.c..	17260045	1836979	1920802	13502265
Manufacture of office, accounting and computing machinery .....	2157534	91318	51665	2014552
Manufacture of electrical machinery and apparatus n.e.c. ....	17742280	985786	1424128	15332367
Manufacture of radio, television and communication equipment and apparatus.....	1798356	125192	188760	1484404
Manufacture of medical, precision and optical instruments, watches and clocks .....	2813539	452088	355963	2005487
Manufacture of motor vehicles, trailers and semi-trailers .....	74696865	1090732	1568047	72038087
Manufacture of other transport equipment.....	3567851	370810	215458	2981584
Manufacture of furniture; manufacturing n.e.c. ....	2465518	776786	681148	1007584
Recycling .....	36908	10115	26792	0

1. Difference between the total and sum of parts is due to the manufacturing establishments with 1 to 9 workers.

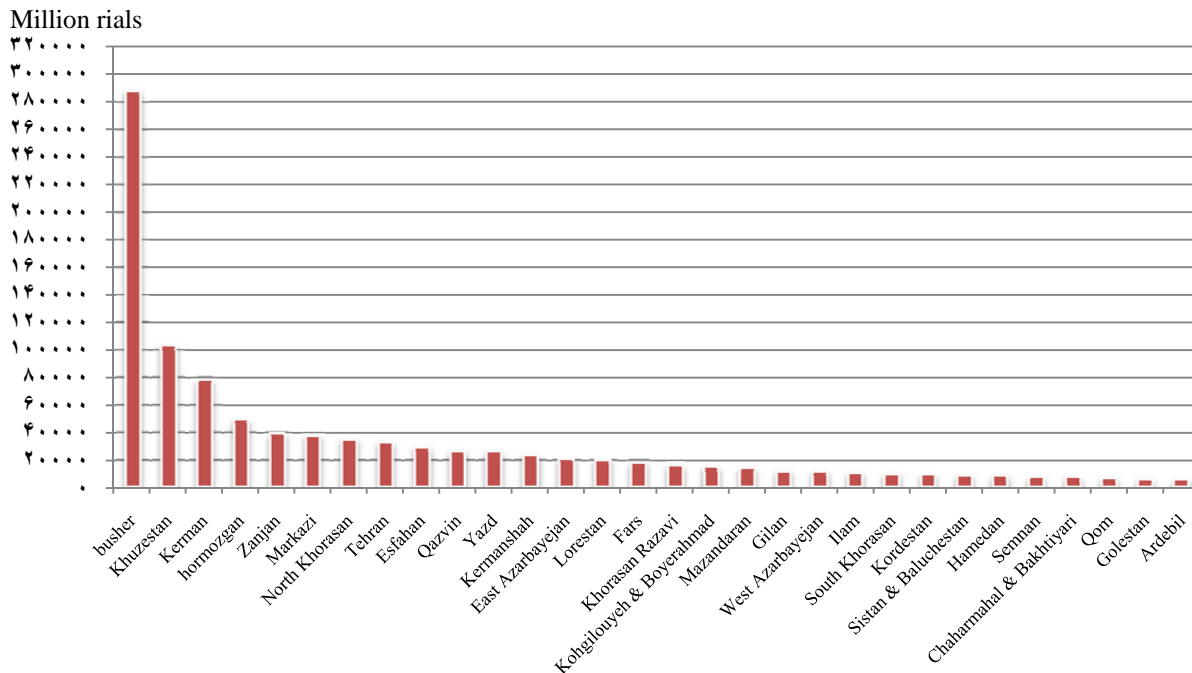
Source: Statistical Centre of Iran.

**7. 19. VALUE ADDED RESULTED FROM MANUFACTURING ACTIVITIES OF MANUFACTURING ESTABLISHMENTS WITH 10 OR MORE WORKERS BY OSTAN AND SIZE, 1388**  
(mln rials)

Ostan	Total	10-49 workers	50-99 workers	100 and more workers
<b>Total country</b> .....	<b>441550140</b>	<b>35279702</b>	<b>24151643</b>	<b>382118795</b>
East Azarbayejan .....	16318299	1848227	1056613	13413459
West Azarbayejan .....	4113278	1761384	406299	1945596
Ardebil .....	1593424	649635	116574	827215
Esfahan .....	55717399	4235751	2683795	48797854
Ilam .....	619544	248821	74355	296369
Bushehr .....	31728955	241276	228744	31258935
Tehran .....	126207939	6372327	6627034	113208578
Chaharmahal & Bakhtiyari .....	1649823	531555	100835	1017433
South Khorasan .....	1284213	312372	35173	936668
Khorasan-e-Razavi .....	17800866	1779330	1353207	14668329
North Khorasan .....	2739536	131577	22726	2585232
Khuzestan .....	46034936	1111403	1064550	43858982
Zanjan .....	7436593	498161	282456	6655976
Semnan .....	6952970	2406779	915699	3630492
Sistan & Baluchestan .....	892055	425175	38814	428066
Fars .....	12318749	1154735	759533	10404481
Qazvin .....	19306654	1843070	1484448	15979136
Qom .....	3189275	1094311	398253	1696711
Kordestan .....	1248855	282048	96940	869868
Kerman .....	11556284	548283	506586	10501414
Kermanshah .....	6050512	468163	136414	5445935
Kohgiluyeh & Boyerahmad .....	655803	220940	72809	362054
Golestan .....	1553402	472794	214640	865968
Gilan .....	6109310	882883	838278	4388148
Lorestan .....	2081992	237634	68326	1776032
Mazandaran .....	10033938	1509847	1176929	7347162
Markazi .....	23873215	1788083	1574796	20510336
Hormozgan .....	8665979	529386	588799	7547794
Hamedan .....	3064161	914082	374316	1775764
Yazd .....	10752181	779670	853703	9118807

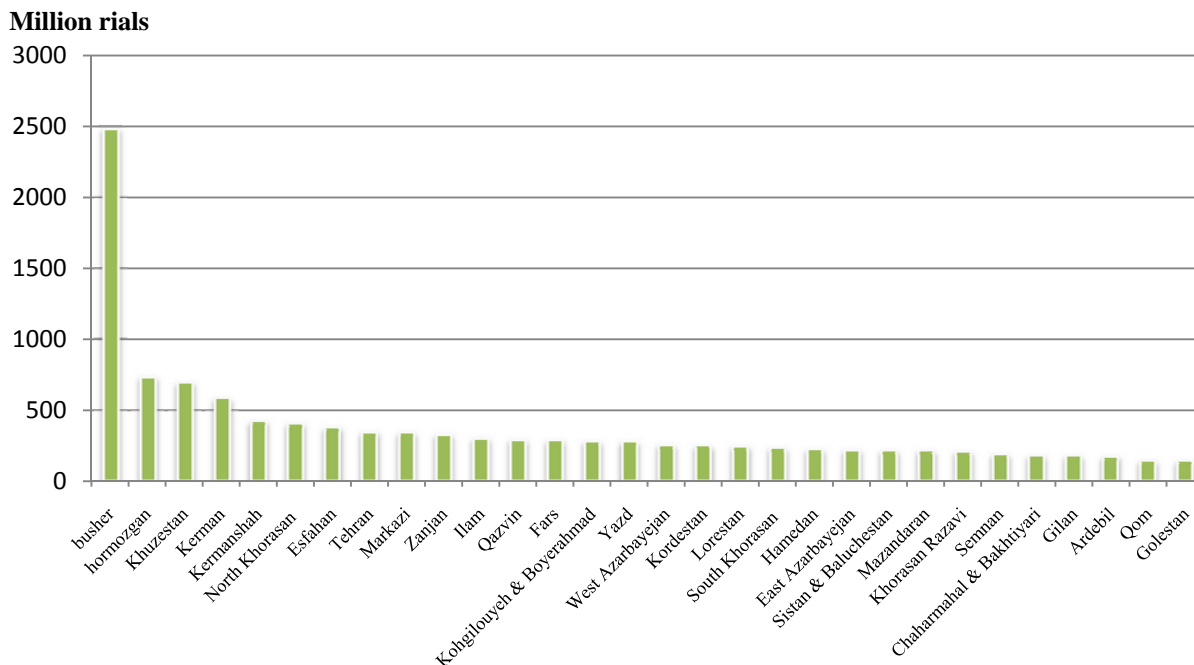
Source: Statistical Centre of Iran.

**7. 6. PRODUCTIVITY OF MANUFACTURING ESTABLISHMENTS WITH 10 AND MORE WORKERS BY OSTAN, 1388**



For data see Tables 7. 7 and 7. 19.

**7. 7. PRODUCTIVITY OF EMPLOYED PERSONS IN MANUFACTURING ESTABLISHMENTS WITH 10 AND MORE WORKERS BY OSTAN, 1388**



For data see Tables 7. 7 and 7. 19.

**7. 20. CHARGES AND INDIRECT TAXES PAID BY MANUFACTURING ESTABLISHMENTS WITH 10 OR MORE WORKERS BY TYPE OF INDUSTRY AND SIZE (mln rials)**

Year and industry	Total	10-49 workers	50-99 workers	100 and more workers
1375 <sup>(1)</sup> .....	355023	45028	17822	268116
1380.....	3572278	103338	77153	3391787
1384.....	1697130	193823	100081	1403226
1385.....	4535570	250666	113564	4171340
1386.....	6817395	251590	133280	6432525
1387.....	7619807	315998	202128	7101681
<b>1388.....</b>	<b>8502037</b>	<b>364821</b>	<b>327434</b>	<b>7809782</b>
Manufacture of food products and beverages .....	302299	53775	43801	204723
Manufacture of tobacco products .....	135231	0	0	135231
Manufacture of textiles .....	159519	24718	18182	116619
Manufacture of wearing apparel; dressing and dyeing of fur .....	3095	1055	284	1756
Tanning and dressing of leather; manufacture of luggage, handbags, saddlery, harness, and footwear..	4040	1520	1560	959
Manufacture of wood and of products of wood and cork, except furniture; manufacture of articles of straw and plaiting materials .....	9478	2055	6714	709
Manufacture of paper and paper products .....	17784	8814	3252	5718
Publishing, printing and reproduction of recorded media .....	9428	1748	1499	6181
Manufacture of coke, refined petroleum products and nuclear fuel .....	387665	4720	79212	303733
Manufacture of chemicals and chemical products .....	360545	24160	15157	321228
Manufacture of rubber and plastic products .....	113600	23186	14215	76198
Manufacture of other non-metallic mineral products..	556393	84028	39819	432546
Manufacture of basic metals .....	1326838	45939	28921	1251979
Manufacture of fabricated metal products, except machinery and equipment .....	125923	27077	16882	81964
Manufacture of machinery and equipment n.e.c. ....	117202	17957	12181	87065
Manufacture of office, accounting and computing machinery .....	4017	2432	271	1314
Manufacture of electrical machinery and apparatus n.e.c. ....	130820	10110	11903	108807
Manufacture of radio, television and communication equipment and apparatus .....	7891	1521	1744	4626
Manufacture of medical, precision and optical instruments, watches and clocks .....	21873	2799	8547	10528
Manufacture of motor vehicles, trailers and semi-trailers .....	4655164	8626	14621	4631917
Manufacture of other transport equipment .....	22030	12378	865	8788
Manufacture of furniture; manufacturing n.e.c.....	31186	6197	7795	17195
Recycling .....	16	6	10	0

1. Difference between the total and sum of parts is due to the manufacturing establishments with 1 to 9 workers.

Source: Statistical Centre of Iran.

**7. 21. PAYMENTS AND RECEIPTS OF MANUFACTURING ESTABLISHMENTS WITH 10 OR MORE WORKERS FOR NON-INDUSTRIAL SERVICES BY TYPE OF INDUSTRY AND SIZE**  
(mln rials)

Year and industry	Payments			
	Total	10-49 workers	50-99 workers	100 and more workers
1375 <sup>(1)</sup> .....	2538283	212896	124976	1910300
1380.....	6170837	504636	376695	5289506
1384.....	17585103	1206199	950463	15428441
1385.....	25283503	1443561	1257215	22582727
1386.....	28271864	1705172	1304408	25262284
1387.....	18186547	3290103	2431083	12465361
<b>1388.....</b>	<b>20702407</b>	<b>3058847</b>	<b>2236750</b>	<b>15406810</b>
Manufacture of food products and beverages .....	4120038	1045813	679836	2394389
Manufacture of tobacco products .....	265135	0	0	265135
Manufacture of textiles .....	1542131	417745	538910	585476
Manufacture of wearing apparel; dressing and dyeing of fur .....	72595	30433	5179	36983
Tanning and dressing of leather; manufacture of luggage, handbags, saddlery, harness, and footwear .....	36253	36253	0	0
Manufacture of wood and of products of wood and cork, except furniture; manufacture of articles of straw and plaiting materials .....	69080	11701	2300	55079
Manufacture of paper and paper products .....	160049	42754	13677	103618
Publishing, printing and reproduction of recorded media .....	713112	223063	37519	452530
Manufacture of coke, refined petroleum products and nuclear fuel .....	40020	18852	21169	0
Manufacture of chemicals and chemical products ..	333139	80474	13172	239494
Manufacture of rubber and plastic products.....	160321	124533	29920	5868
Manufacture of other non-metallic mineral products .....	537326	114589	158874	263862
Manufacture of basic metals .....	1623216	143918	261342	1217957
Manufacture of fabricated metal products, except machinery and equipment .....	2308879	416430	270996	1621454
Manufacture of machinery and equipment n.e.c. ....	777320	82616	79208	615495
Manufacture of office, accounting and computing machinery .....	982120	5103	287	976730
Manufacture of electrical machinery and apparatus n.e.c. ....	367606	29641	23882	314083
Manufacture of radio, television and communication equipment and apparatus .....	61708	2129	4220	55359
Manufacture of medical, precision and optical instruments, watches and clocks .....	106629	11406	3859	91365
Manufacture of motor vehicles, trailers and semi-trailers .....	3685149	116427	57343	3511379
Manufacture of other transport equipment.....	2680079	74679	23439	2581961
Manufacture of furniture; manufacturing n.e.c. ....	60411	30199	11618	18593
Recycling .....	90	90	0	0



**7. 21. PAYMENTS AND RECEIPTS OF MANUFACTURING ESTABLISHMENTS WITH 10 OR MORE WORKERS FOR NON-INDUSTRIAL SERVICES BY TYPE OF INDUSTRY AND SIZE (continued)** (mln rials)

Year and industry	Receipts			
	Total	10-49 workers	50-99 workers	100 and more workers
1375 <sup>(1)</sup> .....	282024	23203	13229	177588
1380 .....	334347	31664	19472	283210
1384 .....	1674310	117752	82738	1473820
1385 .....	1912385	173881	92179	1646325
1386 .....	1711801	122406	79890	1509505
1387 .....	18077043	1146435	730220	16200389
<b>1388 .....</b>	<b>20192697</b>	<b>1132907</b>	<b>739332</b>	<b>18320458</b>
Manufacture of food products and beverages .....	968308	177525	119990	670792
Manufacture of tobacco products .....	96057	0	0	96057
Manufacture of textiles .....	529139	240243	50869	238027
Manufacture of wearing apparel; dressing and dyeing of fur .....	16585	8333	591	7661
Tanning and dressing of leather; manufacture of luggage, handbags, saddlery, harness, and footwear .....	29057	10027	7994	11035
Manufacture of wood and products of wood and cork, except furniture; manufacture of articles of straw and plaiting materials .....	56253	5716	5101	45436
Manufacture of paper and paper products .....	88386	17461	22129	48796
Publishing, printing and reproduction of recorded media .....	175005	29152	13007	132846
Manufacture of coke, refined petroleum products and nuclear fuel .....	679374	17343	8060	653971
Manufacture of chemicals and chemical products .....	2235849	49262	44373	2142214
Manufacture of rubber and plastic products .....	383141	55162	59229	268750
Manufacture of other non-metallic mineral products .....	1421387	235066	81624	1104696
Manufacture of basic metals .....	4164118	43042	67414	4053662
Manufacture of fabricated metal products, except machinery and equipment .....	745174	89208	80167	575799
Manufacture of machinery and equipment n.e.c. .....	607277	58095	81584	467597
Manufacture of office, accounting and computing machinery .....	24193	973	477	22743
Manufacture of electrical machinery and apparatus n.e.c. .....	660739	17316	32223	611199
Manufacture of radio, television and communication equipment and apparatus .....	18362	3715	2305	12342
Manufacture of medical, precision and optical instruments, watches and clocks .....	125232	8437	5379	111416
Manufacture of motor vehicles, trailers and semi-trailers .....	6174412	40085	41776	6092552
Manufacture of other transport equipment .....	947605	9042	5145	933418
Manufacture of furniture; manufacturing n.e.c. ....	46437	17315	9675	19446
Recycling .....	608	387	221	0

1. Difference between the total and sum of parts is due to the manufacturing establishments with 1 to 9 workers.

Source: Statistical Centre of Iran.

**7. 22. PRODUCTION OF SELECTED MANUFACTURED GOODS**

Commodity	Unit	1375	1380	1384	1385	1386 <sup>(1)</sup>	1387 <sup>(1)</sup>	1388 <sup>(1)</sup>
Canned fish (tuna, sardines).....	Ton	8088	18180	30228	31049	30031	22242	24045
Pasteurized milk .....	Ton	575429	801395	1735333	1777833	1656136	2078283	2061815
Vegetable oil .....	Ton	789344	852353	1314200	1439754	1556026	<sup>(1)</sup> 1608256	1789301
Sugar (lump, granulated) .....	1000 ton	637	1113	1590	1319	1841	1656	1409
Non-alcoholic carbonated drinks (except diluted yogurt) .....	Million bottles	3768	4818	4896	4930	4252	4471	3849
Malt liquor .....	Million bottles	443	60	181	232	356	597	870
Cigarettes .....	Million	11962	13359	23796	27050	17387	22436	26898
Threads .....	Ton	173779	388790	329735	552090	417424	347557	323925
Finished fabrics .....	Million metres	442	551	385	344	325	338	293
Machine-made carpets .....	1000 sq m	20218	51875	55119	41472	30583	57935	75642
Moquette .....	1000 sq m	29994	43014	56098	54508	68510	62699	71995
Blankets .....	1000	4430	8166	9846	7523	8522	8391	6565
Papers .....	Ton	250721	315502	378311	490815	455153	502355	465745
Detergent powders .....	Ton	226845	306249	521961	562027	584465	505098	594247
Soap .....	Ton	70788	75918	61982	68312	72616	72791	57750
Matches .....	Million boxes	2189	2351	1626	1577	1613	1513	1268
Cement .....	1000 ton	16442	24755	33049	32831	40189	44253	49471
Tile and Ceramic .....	1000 sq m	47090	76827	128652	147919	194482	246288	243590
Combines .....	Number	240	346	787	968	884	248	362
Tractors .....	Number	5452	12208	25338	32929	35244	20140	13309
Road construction machinery .....	Number	425	612	1805	3506	3338	4986	2169
Washing machines .....	Number	158956	212664	353817	418167	774367	807291	666756
Switch and socket .....	1000	21527	24559	21089	25787	26759	30760	25754
Radio and radio cassette recorders .	Number	56262	129256	562473	821439	702415	637206	656087
Colour TV .....	Number	433151	807964	768209	619585	354818	297694	389469
Water meters .....	Number	515412	933741	914755	618258	822688	876536	1610613
Electricity meters .....	Number	763109	906671	802696	562099	689293	1293757	1756540
Passenger cars and jeeps .....	Number	103110	332643	922210	917165	946607	1257760	1441558
Ambulances .....	Number	422	328	97	265	836	182	159
Trucks and light trucks .....	Number	3316	4303	28766	20130	32638	37537	42254
Buses .....	Number	1177	1643	3259	4111	3823	5056	4443
Minibuses .....	Number	122	3226	2698	1765	2472	3576	3672
Vans .....	Number	16383	46639	127175	155269	160859	242284	174908

1. Revised figures

Source: Statistical Centre of Iran.

### 7. 23. GENERAL CHARACTERISTICS OF MANUFACTURING COOPERATIVES AT THE END OF THE YEAR<sup>(1)</sup>

Description	Number	Member	Employed	Capital (mln rials)
<i>Registered cooperatives</i> <sup>(2)</sup>				
1370.....	2034	45170	15710	270825
1375.....	4369	77232	38829	1061236
1380.....	8764	138339	87105	1932083
1385.....	18329	237158	177488	2716607
1386.....	22254	269287	217402	2962716
1387.....	24593	289730	238771	3074587
1388.....	26380	305209	257885	3227347
<b>1389.....</b>	<b>28999</b>	<b>319213</b>	<b>278073</b>	<b>4384508</b>
<i>Cooperatives under establishment</i>				
1370.....	26	207	174	247
1375.....	96	1124	779	20773
1380.....	475	5457	4911	75107
1385.....	3503	38966	36596	415501
1386.....	5670	56520	60805	551136
1387.....	7134	69999	75129	636250
1388.....	8307	79557	88602	773374
<b>1389.....</b>	<b>5638</b>	<b>50032</b>	<b>54453</b>	<b>358075</b>
<i>Operating cooperatives</i>				
1370.....	684	19597	8595	232258
1375.....	1628	65197	20935	889591
1380.....	3738	66788	46542	1550468
1385.....	8291	116028	88624	1935014
1386.....	9599	127669	100556	2031730
1387.....	10338	133773	106494	2057499
1388.....	10919	139334	111893	2069796
<b>1389.....</b>	<b>12061</b>	<b>140575</b>	<b>121399</b>	<b>3246567</b>
East Azarbayejan .....	824	8699	7992	81455
West Azarbayejan .....	286	2639	3123	117194
Ardebil .....	268	2542	2928	36146

### 7. 23. GENERAL CHARACTERISTICS OF MANUFACTURING COOPERATIVES AT THE END OF THE YEAR<sup>(1)</sup> (continued)

Description	Number	Member	Employed	Capital (mln rials)
Esfahan.....	380	3937	3617	82390
Ilam .....	166	1366	1135	13279
Bushehr .....	252	2017	2893	555957
Tehran .....	755	8919	11437	158572
Chaharmahal & Bakhtiari .....	383	3200	3075	63593
South Khorasan .....	180	1691	1564	39010
Khorasan-e-Razavi .....	792	9451	6770	510910
North Khorasan .....	232	2027	1359	24610
Khuzestan .....	386	3629	4713	52845
Zanjan .....	320	2615	3415	37970
Semnan .....	221	2726	2691	49140
Sistan & Baluchestan .....	296	6054	6716	56205
Fars .....	545	8168	4210	106628
Qazvin .....	141	1196	2105	47986
Qom .....	126	1023	928	48190
Kordestan .....	195	1922	1714	41603
Kerman .....	579	6805	4504	103423
Kermanshah .....	369	3386	4961	279910
Kohgiluyeh & Boyerahmad .....	236	1843	2860	22567
Golestan .....	726	6202	4345	42529
Gilan .....	456	4635	4075	73873
Lorestan .....	499	4233	4874	115191
Mazandaran .....	975	11440	9152	53675
Markazi .....	291	3618	2527	112270
Hormozgan .....	465	3658	4023	27028
Hamedan .....	233	1875	3083	69187
Yazd .....	484	19059	4610	223231

1. Revised figures

2. Including cooperatives in operation, out of operation, and under establishment.

Source: Ministry of Cooperatives.

### 7. 24. GENERAL CHARACTERISTICS OF HAND-WOVEN CARPET COOPERATIVES AT THE END OF THE YEAR

Description	Number	Member	Employed	Capital (mln rials)
<i>Registered cooperatives <sup>(1)</sup></i>				
1370 .....	100	53752	18529	2822
1375 .....	669	102295	50128	18671
1380 .....	997	114940	59489	31812
1385 .....	1954	124127	71006	56162
1386 .....	2333	128226	78461	65448
1387.....	2518	130067	80181	69429
1388.....	2658	131468	82335	70423
<b>1389.....</b>	<b>2780</b>	<b>129880</b>	<b>79560</b>	<b>126640</b>
<i>Cooperatives under establishment</i>				
1370 .....	0	0	0	0
1375 .....	1	8	120	6
1380 .....	14	185	349	166
1385 .....	344	2827	5228	13990
1386 .....	524	4398	9315	19169
1387 .....	619	5227	10153	19754
1388.....	693	5993	11394	20157
<b>1389.....</b>	<b>404</b>	<b>4274</b>	<b>6164</b>	<b>60039</b>
<i>Operating cooperatives</i>				
1370 .....	36	35188	10888	1254
1375 .....	261	58739	24002	9541
1380 .....	463	67906	31010	19454
1385 .....	963	73234	36791	29045
1386.....	1124	75502	39785	32714
1387 .....	1209	76464	40619	36061
1388.....	1272	77047	41500	36649
<b>1389.....</b>	<b>1339</b>	<b>56539</b>	<b>32221</b>	<b>47090</b>
East Azarbayejan .....	102	4905	1071	4166
West Azarbayejan .....	36	2444	1567	12271
Ardebil.....	36	356	430	1656

**7. 24. GENERAL CHARACTERISTICS OF HAND-WOVEN CARPET COOPERATIVES AT THE END OF THE YEAR<sup>(1)</sup> (continued)**

Description	Number	Member	Employed	Capital (mln rials)
Esfahan .....	50	15191	577	3736
Ilam .....	15	587	515	233
Bushehr .....	12	248	140	223
Tehran .....	95	12041	12644	1210
Chaharmahal & Bakhtiari .....	38	4382	4075	3929
South Khorasan .....	20	776	381	269
Khorasan-e-Razavi .....	96	3238	1443	4376
North Khorasan .....	30	233	367	536
Khuzestan .....	22	723	481	391
Zanjan .....	38	406	315	407
Semnan .....	3	21	15	152
Sistan & Baluchestan .....	5	132	20	71
Fars .....	45	1427	1147	775
Qazvin .....	9	66	144	82
Qom .....	7	158	139	664
Kordestan .....	8	1084	79	168
Kerman .....	59	1912	598	2976
Kermanshah .....	17	595	479	313
Kohgiluyeh & Boyerahmad .....	5	121	123	67
Golestan .....	295	2139	1985	942
Gilan .....	26	212	191	84
Lorestan .....	111	1433	1524	2440
Mazandaran .....	45	506	657	910
Markazi .....	19	171	193	252
Hormozgan .....	57	575	470	983
Hamedan .....	4	32	45	55
Yazd .....	34	425	406	2753

1. Including cooperatives in operation, out of operation, and under establishment.

Source: Ministry of Cooperatives.