

Introduction

This chapter presents data on manpower engaged in health and treatment division of the government sector, health and medical equipment and facilities of the government and private sectors, as well as activities carried out by government sector for prevention and treatment of diseases common among man and livestock.

Collection of statistical information on health and medical activities first started by the former Ministry of Health in the year 1335 and continued till the year 1364 by the Ministry.

By merging medical sciences universities and affiliated hospitals in the year 1364, the former Ministry of Health was renamed "Ministry of Health and Medical Education" with a new organization and was tasked with collecting and providing statistics on health activities. Since then, the Ministry has regularly produced the related statistics.

Statistics on physicians engaged in private sector are, at present, produced by the Organization for Medical Discipline, but due to obstacles in the way of presenting updated statistics, these data have not been included in the Statistical Yearbook yet.

Also, data for health and medical equipment and installations presented in this chapter relate to the establishments - except for armed forces - which have been operating at least for 6 months of the year.

It should be noted that since the type of substances used in spraying insecticides in the villages for combating malaria changed, the statistics for Abate larvicide and oil products

were omitted. Moreover, due to eradication of poliomyelitis, the related information was omitted.

Definitions and concepts

Physician: persons who have completed their medical education in one of the universities within the country or abroad, and received their MD degrees approved by the Ministry of Health and Medical Education. Statistics for physicians also include dentists, veterinarians, and pharmacists.

Because of the diversified fields of medical specialities, data related to some specialities have been included under certain general titles in Table 2.

Specialities included in each title are as follows:

Internal: specialists in internal medicine, oncology, hematology, rheumatology, diseases of the pulmonary system, endocrinology, and diseases of the digestive system.

Pediatrics: children's orthopedics, nervous system, allergy, surgery, blood, infections, glands, heart, kidneys, digestive system, and neonatal diseases.

Neuropsychiatry: nervous disorders and psychiatry.

Urology: urology, kidney disorders, surgery of kidney and genitourinary tract.

Orthopedics: orthopedics and bone and joints surgery.

Radiology: radiology and sonography.

Dentistry: orthodontics, endodontics, oral and dental pathology, maxillofacial diseases, maxillofacial pathology, prosthodontics, periodontics, oral maxillofacial surgery, tooth treatment, children's tooth disorders.

Pharmacology: drug-making, industrial drug-

making, pharmacology, pharmaceuticals, pharmacognosy.

In the tables containing data on specialists of cardiovascular disorders, brain and nerves, otolaryngology, ophthalmology, and gynecology, the related surgery specialists are also included.

Paramedics: non-physicians engaged in the areas of health and treatment.

Health attendant (health aid): a native resident of the village, who has at least completed primary school, and has passed the related two-year theoretical and practical health training course.

Medical establishments: all medical centres including hospitals, maternity hospitals and sanatoriums equipped with medical beds.

Medical establishments may be classified in three categories:

- Medical establishments affiliated to the Ministry of Health and Medical Education;
- Private medical establishments;
- Other medical establishments such as those affiliated to the Social Security Organization, charity institutions, Martyr Foundation, Bank Melli, etc.

Hospital: a place, enjoying diagnostic, medical, health, educational and research facilities for medical treatment of outpatients and hospitalization, is established under the licence of the Ministry of Health and Medical Education, with round-the-clock activity and is divided into general and special hospital.

Maternity hospital: a unit with at least 15 beds, one obstetrician as well as one operating room.

Sanatorium: a unit with at least 15 beds, general necessary facilities and services as well

as one specialized ward, operated by a group of specialists in related fields including mental homes, leper houses, homes for tuberculous people, for addicts, etc.

Health care and medical centres: clinics, polyclinics and health centres. Health centres generally render vaccination services beside medical services.

Independent health and medical centres: those with an independent management, accounting and workplace.

Dependent health and medical centres: the medical centres which are located either inside or next to medical establishments, have not an independent management, accounting and workplace, and are dependent on the main establishment for workers and credits.

Health home: the unit which is located in a village and often covers other several villages (satellite villages). A total population of 2000 with 2 authorized Bahvarzes (man and woman) is covered by a health home. Male and female Bahvarzans are the workers of health homes. Their indigenoussness (living at the main village or satellite villages) is a needed qualification.

Medical diagnosis laboratory: refers to a medical unit established by permission from the Ministry of Health and Medical Education, which carries out tests of biology microbiology, serology, biochemistry, immunohematology, hematology, biophysics, cellology, histology, cellular and molecular genetics among others on samples taken from human body to obtain information for diagnosis, prevention or treatment continuation or for a health checkup. It includes two types: clinical and anatomical.

Anatomical medical diagnosis laboratory: a medical diagnosis laboratory which conducts tests of cellology and histology on samples taken from human body (alive or dead). It may use different methods to conduct the tests.

Clinical medical diagnosis laboratory: a medical diagnosis laboratory with one or all sections of medical diagnosis except for the sections concerning anatomical diagnosis.

Rehabilitation centres: all medical units carrying out only physical treatment. These centres include physiotherapy, work therapy, speech therapy, audiometry, optometry and technical orthopedics. There are two forms of rehabilitation centres, independent and dependent. The rehabilitation centres located in a hospital or a clinic are "dependent", but those working independently of any other centre are called "independent". Statistics on this area have appeared in Iran Statistical Yearbook since 1376.

Radiography centres: diagnosis and treatment of diseases through application of rays by specialists in radiography, radiography technicians, as well as experimental radiographers holding a work license from the Ministry of Health and Medical Education. In this chapter, radiography centre refers to a place for radiology tests and providing radiography services, the qualification of which is confirmed by the Ministry of Health and Medical Education.

Pharmacy: a medical institute which is established by getting special licence from legal commission of Article 20. It, enjoying a qualified technical official, renders medicine services, dried milk, supplementary diet foods, babies' supplementary foods, medical

consumption commodities and standard health and cosmetic products.

Selected information

In the year 1390, over 32,000 physicians were employed in the Ministry of Health and Medical Education, out of whom 14901, 3625 and 1731 persons were general practitioners, dentists, and pharmacists respectively. Also 215,000 paramedics were working.

In the year 1390, about 104 thousand fixed beds were in use in 805 medical establishments (hospitals, maternity hospitals and sanatorium) of the country. It should be noted that about 62.5 percent of the above mentioned establishments are affiliated to the Ministry of Health and Medical Education.

Also in the same year, 10800 health care and medical centres (clinic, polyclinic and health centres) were operating in the country which decreased by about 2 percent in comparison to the preceding year. It is noteworthy that about 78.3 percent of these health care and medical centres were affiliated to the Ministry of Health and Medical Education. In the year 1390, a number of 17649 health homes were operating in the rural areas of the country.

In the year 1390, there were 4850 medical diagnosis laboratories, 4522 rehabilitation centres, 2802 radiology centres and 8484 pharmacies in the country.

During the year 1388, the maximum number of vaccinations made in the units of Ministry of Health and Medical Education was related to poliomyelitis V. (6862 thousand cases), BCG.V.(TB.V.) (4570 thousand cases), hepatitis B. (4197 thousand cases) respectively.

16. 1. EMPLOYED POPULATION IN THE MINISTRY OF HEALTH AND MEDICAL EDUCATION BY OCCUPATION GROUP

Year and Ostan	Total	Physicians ⁽¹⁾	Paramedics	Other employees
1375.....	269894	19585	149380	100929
1380.....	295325	21175	152396	121754
1385.....	321544	29937	173076	118531
1386.....	000	000	000	000
1387.....	000	000	000	000
1388 ⁽²⁾	268815	29188	159240	⁽³⁾ 80387
1389.....	⁽⁴⁾ 302679	30302	188910	83467
1390.....	361627	32493	215950	113184
East Azarbayejan	17934	1595	10587	5752
West Azarbayejan	14365	1189	8938	4238
Ardebil.....	6604	497	4221	1886
Esfahan.....	24245	2282	14166	7797
Alborz.....	3361	441	2290	630
Ilam.....	3359	291	2122	946
Bushehr.....	5876	522	3192	2162
Tehran	44986	4864	23559	16563
Chaharmahal&Bakhtiyari.....	6991	719	4168	2104
South Khorasan.....	3787	317	2195	1275
Khorasan-e-Razavi.....	24392	2262	14907	7223
North Khorasan.....	3848	310	2357	1181
Khuzestan.....	20398	1492	12836	6070
Zanjan.....	6244	571	3584	2089
Semnan.....	4660	432	2724	1504
Sistan&Baluchestan	12373	904	7589	3880
Fars.....	26267	2025	15483	8759
Qazvin.....	4547	523	2734	1290
Qom	4287	330	2400	1557
Kordestan.....	7169	512	4824	1833
Kerman	15571	1361	9593	4617
Kermanshah	10163	767	6292	3104
Kohgiluyeh&Boyerahmad.....	4429	419	2846	1164
Golestan	9473	788	5792	2893
Gilan	14407	1373	8850	4184
Lorestan	8910	745	5401	2764
Mazandaran	20264	1870	12556	5838
Markazi	7180	666	4178	2336
Hormozgan	8231	584	5051	2596
Hamedan	9663	1031	6267	2365
Yazd	7643	811	4248	2584

1. Including foreign physicians, dentists, pharmacists and veterinarians, excluding the year 1388.

2. Excluding East Azarbayejan, Ilam, Gilan.

3. Including veterinarians.

4. Excluding Gilan Ostan.

Source: Ministry of Health and Medical Education.

16. 2. PHYSICIANS⁽¹⁾ EMPLOYED IN THE MINISTRY OF HEALTH AND MEDICAL EDUCATION BY FIELD AND TYPE OF SPECIALITY

Year and Ostan	Grand total	General practitioner	Dentist	Veterinarian	Pharmacist	Specialist		
						Total	Internal ⁽²⁾	Cardio-vascular
1375.....	⁽³⁾ 19585	9057	1748	92	1179	7423	801	288
1380.....	21175	8568	1945	527	1069	9066	1029	372
1385.....	29937	13485	2786	81	1327	12258	1102	604
1386.....	000	000	000	000	000	000	000	000
1387.....	000	000	000	000	000	000	000	000
1388.....	000	000	000	000	000	000	000	000
1389.....	⁽⁴⁾ 30302	⁽⁴⁾ 14236	⁽⁴⁾ 2556	000	⁽⁴⁾ 1209	12298	994	000
1390.....	32493	14901	3625	15	1731	000	850	000
East Azarbayejan	1595	717	195	0	102	000	27	000
West Azarbayejan	1189	672	115	0	43	000	26	000
Ardebil.....	497	245	39	0	23	000	12	000
Esfahan.....	2282	1020	302	0	105	000	70	000
Alborz.....	441	213	39	1	22	000	7	000
Ilam.....	291	137	47	0	16	000	9	000
Bushehr	522	280	69	0	16	000	14	000
Tehran	4864	1248	571	3	423	000	116	000
Chaharmahal&Bakhtiyari.....	719	467	52	0	24	000	15	000
South Khorasan.....	317	145	39	0	17	000	13	000
Khorasan-e-Razavi.....	2262	1024	264	0	126	000	76	000
North Khorasan.....	310	197	27	0	20	000	12	000
Khuzestan.....	1492	796	136	0	63	000	23	000
Zanjan.....	571	274	61	0	37	000	16	000
Semnan.....	432	178	31	0	17	000	31	000
Sistan&Baluchestan	904	486	97	0	20	000	22	000
Fars.....	2025	944	226	10	111	000	33	000
Qazvin.....	523	208	98	0	29	000	14	000
Qom	330	124	25	0	14	000	17	000
Kordestan.....	512	246	61	0	18	000	16	000
Kerman	1361	741	198	0	49	000	21	000
Kermanshah	767	392	86	0	38	000	21	000
Kohgiluyeh&Boyerahmad	419	195	44	0	31	000	17	000
Golestan	788	464	71	0	31	000	17	000
Gilan	1373	707	173	0	53	000	38	000
Lorestan	745	458	46	0	34	000	23	000
Mazandaran	1870	791	163	0	124	000	64	000
Markazi	666	313	73	0	44	000	19	000
Hormozgan.....	584	361	36	0	14	000	10	000
Hamedan	1031	505	136	0	36	000	21	000
Yazd	811	353	105	1	31	000	30	000

**16. 2. PHYSICIANS⁽¹⁾ EMPLOYED IN THE MINISTRY OF HEALTH AND MEDICAL EDUCATION
BY FIELD AND TYPE OF SPECIALITY (continued)**

Year and Ostan	Specialist							
	Infectious	Pediatrics ²	Neuro- psychiatry	Venereal &dermato logy	General surgery	Urology	Orthopedics	Brain & nerves
1375.....	164	1008	226	167	852	220	375	236
1380.....	201	1193	312	205	821	180	410	281
1385.....	347	1340	509	257	1024	431	702	398
1386.....	000	000	000	000	000	000	000	000
1387.....	000	000	000	000	000	000	000	000
1388.....	000	000	000	000	000	000	000	000
1389.....	000	⁽⁴⁾ 1054	000	000	⁽⁴⁾ 845	000	000	000
1390.....	000	978	000	000	712	000	000	000
East Azarbayejan.....	000	30	000	000	30	000	000	000
West Azarbayejan	000	39	000	000	23	000	000	000
Ardebil.....	000	21	000	000	12	000	000	000
Esfahan.....	000	69	000	000	46	000	000	000
Alborz.....	000	20	000	000	12	000	000	000
Ilam.....	000	13	000	000	7	000	000	000
Bushehr.....	000	16	000	000	9	000	000	000
Tehran	000	149	000	000	161	000	000	000
Chaharmahal&Bakhtiyari...	000	11	000	000	10	000	000	000
South Khorasan.....	000	14	000	000	6	000	000	000
Khorasan-e-Razavi.....	000	57	000	000	51	000	000	000
North Khorasan.....	000	9	000	000	3	000	000	000
Khuzestan.....	000	36	000	000	24	000	000	000
Zanjan.....	000	24	000	000	16	000	000	000
Semnan.....	000	25	000	000	13	000	000	000
Sistan&Baluchestan	000	22	000	000	11	000	000	000
Fars.....	000	53	000	000	25	000	000	000
Qazvin.....	000	16	000	000	7	000	000	000
Qom	000	25	000	000	11	000	000	000
Kordestan.....	000	15	000	000	11	000	000	000
Kerman	000	29	000	000	17	000	000	000
Kermanshah	000	22	000	000	14	000	000	000
Kohgiluyeh&Boyerahmad ...	000	14	000	000	9	000	000	000
Golestan	000	23	000	000	15	000	000	000
Gilan	000	45	000	000	31	000	000	000
Lorestan	000	21	000	000	16	000	000	000
Mazandaran	000	64	000	000	56	000	000	000
Markazi	000	20	000	000	17	000	000	000
Hormozgan	000	20	000	000	11	000	000	000
Hamedan	000	30	000	000	15	000	000	000
Yazd	000	26	000	000	23	000	000	000

16. 2. PHYSICIANS⁽¹⁾ EMPLOYED IN THE MINISTRY OF HEALTH AND MEDICAL EDUCATION BY FIELD AND TYPE OF SPECIALITY (continued)

Year and Ostan	Specialist							
	Otolaryngology	Ophthalmology	Gynecology	Plastic surgery	Anesthesiology	Radiology	Pathology	Other
1375.....	304	422	790	45	375	430	183	537
1380.....	359	470	948	45	926	511	349	454
1385.....	445	615	1285	58	1189	635	478	839
1386.....	000	000	000	000	000	000	000	000
1387.....	000	000	000	000	000	000	000	000
1388.....	000	000	000	000	000	000	000	000
1389.....	000	000	⁽⁴⁾ 1065	000	⁽⁴⁾ 1078	000	000	^(5,4) 7262
1390.....	000	000	1001	000	1102	000	000	7578
East Azarbayejan.....	000	000	48	000	42	000	000	404
West Azarbayejan.....	000	000	45	000	42	000	000	184
Ardebil.....	000	000	22	000	19	000	000	104
Esfahan.....	000	000	65	000	71	000	000	534
Alborz.....	000	000	22	000	18	000	000	87
Ilam.....	000	000	10	000	8	000	000	44
Bushehr.....	000	000	16	000	13	000	000	89
Tehran.....	000	000	175	000	224	000	000	1794
Chaharmahal&Bakhtiari.....	000	000	15	000	13	000	000	112
South Khorasan.....	000	000	9	000	8	000	000	66
Khorasan-e-Razavi.....	000	000	63	000	89	000	000	512
North Khorasan.....	000	000	7	000	7	000	000	28
Khuzestan.....	000	000	34	000	44	000	000	336
Zanjan.....	000	000	19	000	20	000	000	104
Semnan.....	000	000	24	000	13	000	000	100
Sistan&Baluchestan.....	000	000	21	000	24	000	000	201
Fars.....	000	000	47	000	70	000	000	506
Qazvin.....	000	000	14	000	15	000	000	122
Qom.....	000	000	15	000	16	000	000	83
Kordestan.....	000	000	18	000	19	000	000	108
Kerman.....	000	000	26	000	25	000	000	255
Kermanshah.....	000	000	24	000	25	000	000	145
Kohgiluyeh&Boyerahmad.....	000	000	15	000	10	000	000	84
Golestan.....	000	000	23	000	25	000	000	119
Gilan.....	000	000	47	000	44	000	000	235
Lorestan.....	000	000	21	000	22	000	000	104
Mazandaran.....	000	000	60	000	75	000	000	473
Markazi.....	000	000	24	000	22	000	000	134
Hormozgan.....	000	000	17	000	19	000	000	96
Hamedan.....	000	000	25	000	34	000	000	229
Yazd.....	000	000	30	000	26	000	000	186

1. Including foreign physicians, excluding the year 1389.

2. Including super-specialist, excluding the year 1389.

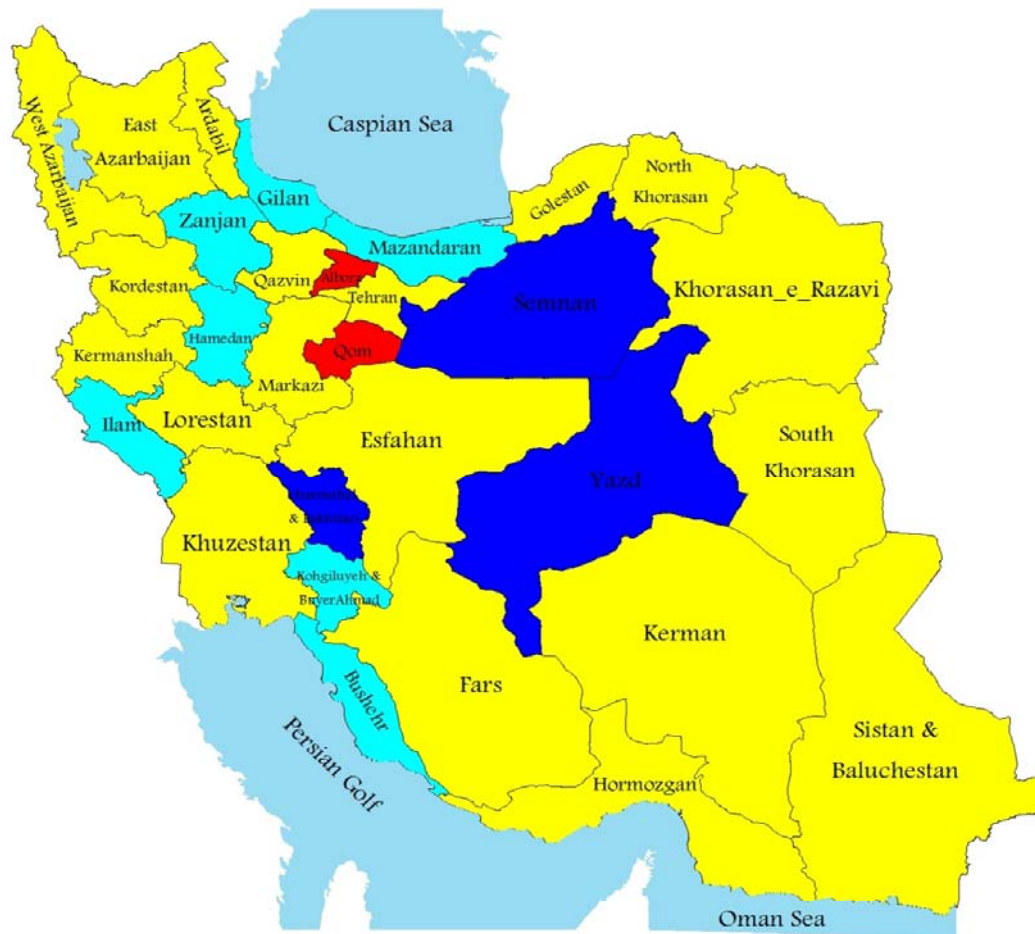
3. Difference between the total and sum of parts is due to the inclusion in the total of physicians with their speciality not specified.

4. Excluding Gilan Ostan.

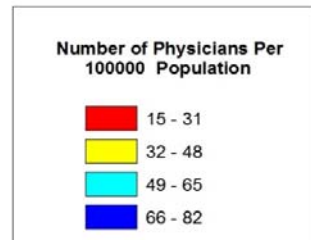
5. Including statistics for physicians with PhD in laboratory science and super specialist.

Source: Ministry of Health and Medical Education.

16.1 NUMBER OF PHYSICIANS PER 10000 POPULATION, THE YEAR 1390



For Data See Tabel 16.2. and 2.7



16. 3. PARAMEDICS EMPLOYED IN THE MINISTRY OF HEALTH AND MEDICAL EDUCATION BY FIELD AND TYPE OF SPECIALITY

Field and type of speciality	1375	1380	1385	1386	1387	1388	1389	1390
Total.....	149380	152394	173076	000	000	176417	188910	215950
Assistant doctor (Behdar).....	175	158	229	000	000	000	000	000
Mental health expert.....	615	617	730	000	000	000	000	000
Optometry expert, associate and technician.....	118	299	196	000	000	000	000	000
Audiometry expert, associate and technician.....	212	241	265	000	000	000	000	000
Person in charge of blood transfusion.....	635	728	814	000	000	000	000	000
Prosthodontist (technician).....	117	96	97	000	000	000	000	000
Oral hygienist.....	1881	1499	1259	000	000	000	000	000
Nurse holding B.S or higher degree.....	16396	25074	33605	000	000	41629	49129	59490
Nurse holding associate degree.....	1950	914	684	000	000	000	594	000
Midwife.....	6590	8105	10555	000	000	11642	14162	16429
Health worker and assistant health worker	37508	27200	24039	000	000	⁽¹⁾ 12647	12854	20007
Health attendant (Behvarz).....	23361	⁽²⁾ 000	27620	000	000	23380	25824	28691
Anesthetist expert, associate and technician.....	2158	2606	3078	000	000	⁽³⁾ 2538	3670	4395
Operating room associate and technician.....	2900	2945	3671	000	000	3956	4719	5226
Dialysis technician.....	105	111	170	000	000	000	000	000
Person in charge of medical emergency.....	1360	1437	2046	000	000	000	000	000
Rehabilitation expert, associate, and technician.....	909	764	704	000	000	000	000	000
Person in charge of orthopedics.....	172	22	17	000	000	000	000	000
Assistant of the disabled	2603	2036	2051	000	000	000	000	000
Environmental health expert, associate, and technician.....	3163	4643	5359	000	000	000	000	000
Entomologist(in fighting vectors).....	21	38	78	000	000	000	000	000
Expert, associate, and technician for fighting diseases.....	⁽⁴⁾ 6987	5787	6445	000	000	000	000	000
Expert and associate on occupational health.....	599	1060	1283	000	000	000	000	000
Health services trainer.....	238	347	429	000	000	000	000	000
Expert, associate and technician on pharmaceutical affairs.....	4020	3247	3256	000	000	000	000	000
Expert, associate and technician on food planning and services.....	485	813	1006	000	000	000	000	000
Expert, associate and technician on food, cosmetics and hygienic stuff.....	414	395	444	000	000	000	000	000
Radiography expert, associate, and technician.....	3644	4019	4802	000	000	000	000	000
Electro-cardiography technician.....	95	98	136	000	000	000	000	000
Medical laboratory expert, associate, and technician.....	⁽⁵⁾ 10219	⁽⁵⁾ 10223	11304	000	000	000	000	000
Person in charge of dissection room	76	21	18	000	000	000	000	000
Hospital affairs expert.....	209	262	449	000	000	000	000	000
Health and treatment social worker.....	414	294	394	000	000	000	000	000
Receptionist and in charge of medical records.....	2105	2857	3779	000	000	000	000	000
Family health expert, associate, and technician....	5361	⁽²⁾ 33783	11279	000	000	000	000	000
Other paramedics.....	11565	9655	10785	000	000	⁽⁶⁾ 80625	⁽⁷⁾ 77958	81712

1. Including health workers only.

2. Included in family health technician.

3. Including anesthetist technician statistics only.

4. Including health assistants, too.

5. Including medical laboratory doctorates(non-physicians).

6. Including other specialties except for nurse with B.S degree and higher, nurse with associate degree, midwife, health worker, health attendant, anesthetist technician, operating room associate and technician.

7. Excluding Gilan Ostan.

Source: Ministry of Health and Medical Education.

16. 4. NUMBER AND BEDS OF OPERATING MEDICAL ESTABLISHMENTS BY LEGAL STATUS

Year and Ostan	Total		Affiliated to the Ministry of Health and Medical Education		Private		Other ⁽¹⁾	
	Establish-ments	Beds	Establish-ments	Beds	Establish-ments	Beds	Establish-ments	Beds
1375.....	685	98549	479	72089	113	9550	93	16910
1380.....	717	109152	479	76167	119	11191	119	21794
1385.....	773	116474	505	79772	128	12594	140	24108
1386.....	799	119902	528	81814	130	12794	141	25294
1387.....	818	120580	536	81762	130	13324	152	25494
1388.....	845	⁽²⁾ 114501	522	⁽²⁾ 78266	^(3,2) 144	^(4,2) 12527	179	^(5,4,2) 23708
1389.....	846	126845	540	86938	132	13514	174	26393
1390.....	805	103365	503	79187	128	7087	174	17091
East Azarbayejan.....	41	7260	29	5751	6	563	6	946
West Azarbayejan	28	3005	22	2198	3	338	3	469
Ardebil	14	2007	10	1565	1	100	3	342
Esfahan	59	8951	39	6371	7	545	13	2035
Alborz.....	14	2290	10	1304	3	670	1	316
Ilam	11	1165	9	1101	2	64	0	0
Bushehr	10	1369	8	1037	0	0	2	332
Tehran ⁽⁶⁾	110	5821	23	5821	45	000	42	0
Chaharmahal&Bakhtiyari ...	9	1473	8	1281	0	0	1	192
South Khorasan.....	8	736	6	654	0	0	2	82
Khorasan-e-Razavi.....	56	9381	34	6520	5	510	17	2351
North Khorasan.....	8	866	6	716	0	0	2	150
Khuzestan.....	52	7715	30	5020	4	494	18	2201
Zanjan.....	11	1548	8	1308	0	0	3	240
Semnan.....	12	1351	10	1127	0	0	2	224
Sistan&Baluchestan	15	2170	14	1914	0	0	1	256
Fars	64	8478	44	6767	12	903	8	808
Qazvin	14	1963	6	1320	4	232	4	411
Qom	9	1609	6	1268	0	0	3	341
Kordestan ..	15	2251	11	1891	1	50	3	310
Kerman	27	4257	17	3026	3	150	7	1081
Kermanshah .	24	3064	18	2284	2	200	4	580
Kohgiluyeh&Boyerahmad	6	711	4	611	0	0	2	100
Golestan	22	2475	14	1722	5	340	3	413
Gilan	27	3909	19	3117	6	492	2	300
Lorestan	24	2399	14	1677	6	352	4	370
Mazandaran	41	5167	29	4140	6	548	6	479
Markazi	14	2202	13	1770	1	116	0	316
Hormozgan	20	1435	14	1435	2	000	4	0
Hamedan	20	3348	15	2582	1	100	4	666
Yazd	20	2989	13	1889	3	320	4	780

1. Including establishments affiliated to the Social Security Organization, charity organizations, etc.

2. Excluding Kohgiluyeh & Boyerahmad.

3. Excluding Semnan Ostan.

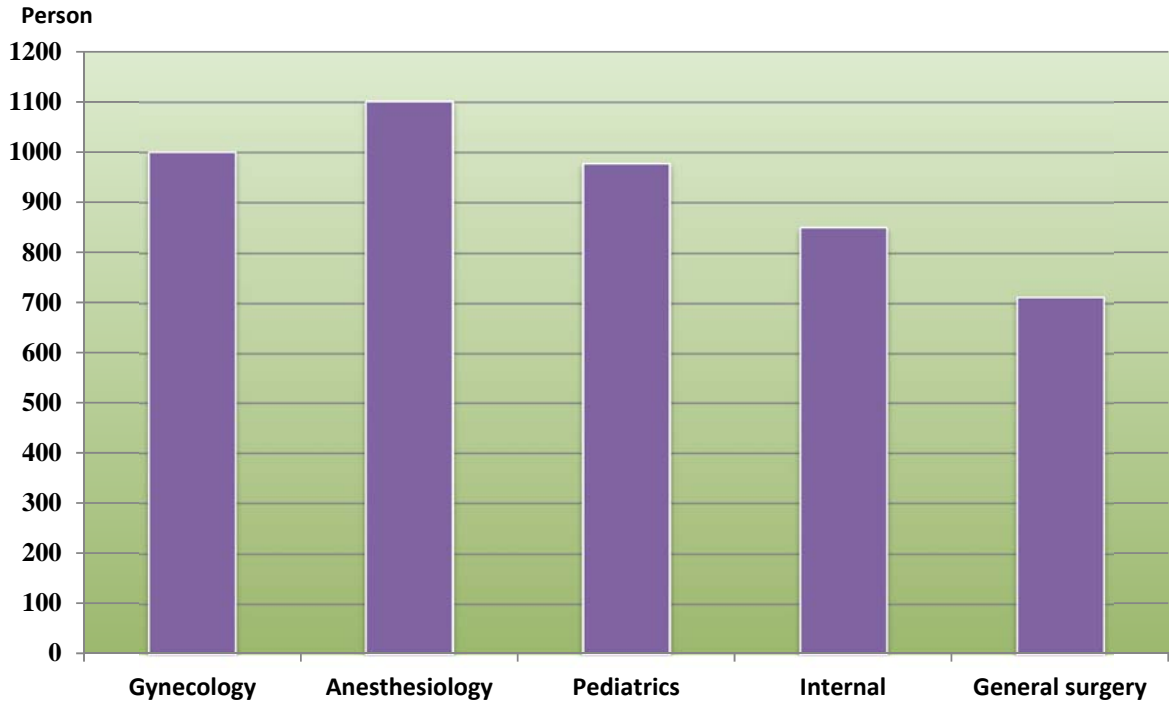
4. Excluding Kermn Ostan..

5. Excluding Qom Ostan.

6. Excluding the data of Tehran University of Medical Sciences in the year 1390.

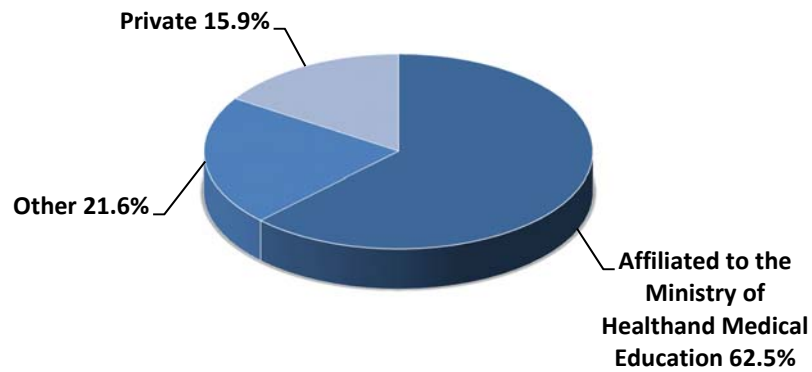
Source: Ministry of Health and Medical Education.

16.2. PHYSICIANS EMPLOYED IN THE MINISTRY OF HEALTH AND MEDICAL EDUCATION BY TYPE OF SPECIALITY, THE YEAR 1390



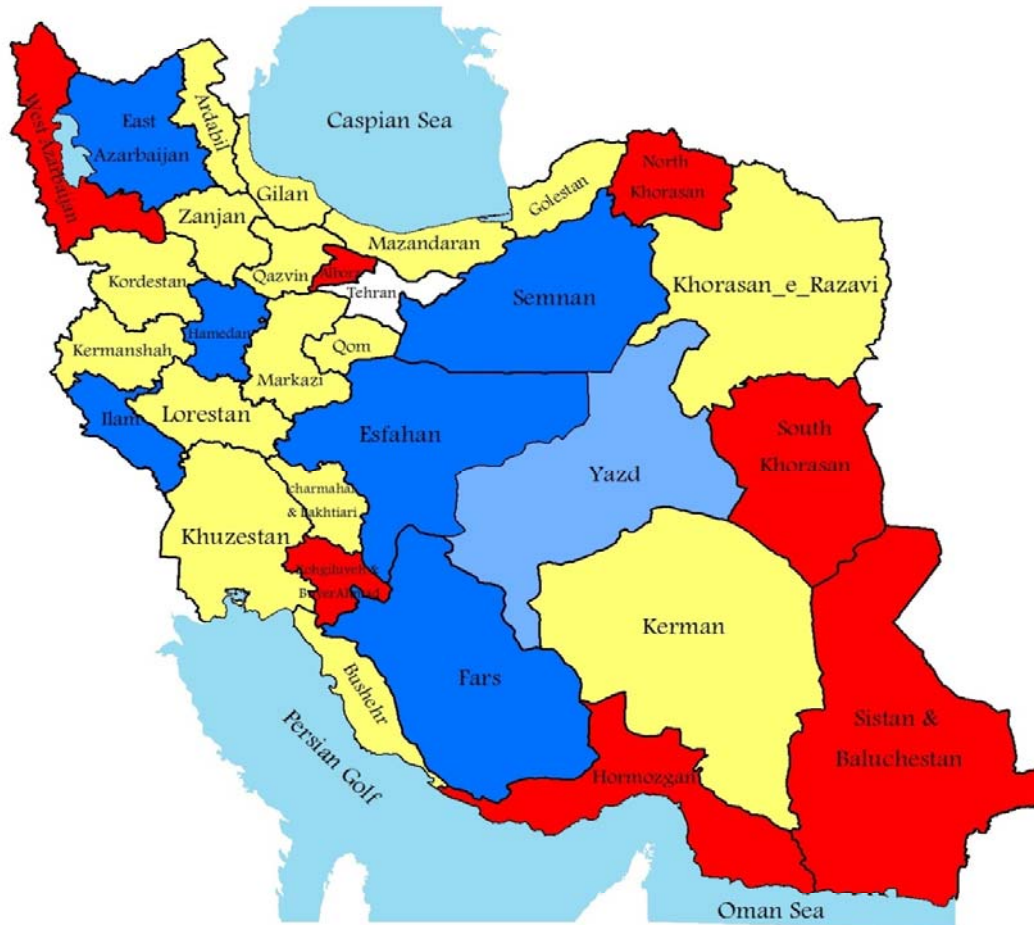
For data see Table 16.2.

16.3. DISTRIBUTION OF MEDICAL ESTABLISHMENTS BY LEGAL STATUS, THE YEAR 1390

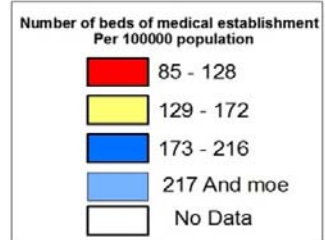


For data see Table 16.4.

16.4. NUMBER OF BEDS OF MEDICAL ESTABLISHMENT PER 100000 POPULATION ,THE YEAR 1390



For Data See Tabel 16.4.and 2.7.



16. 5. OPERATING MEDICAL ESTABLISHMENTS BY FIELD OF SPECIALITY

Field of speciality	1380	1385	1386	1387	1388	1389	1390
Total.....	<i>(1)717</i>	<i>(1)773</i>	<i>(1)799</i>	<i>(1)818</i>	845	846	805
General practice	572	624	638	670	-	000	000
Speciality.....	144	149	161	148	-	000	000
Gynecology and obstetrics	58	53	60	60	-	000	000
Pediatrics.....	20	18	20	17	-	000	000
Mental health	16	21	20	21	-	000	000
Ophthalmology.....	5	11	12	8	-	000	000
Cardiovascular	8	10	9	7	-	000	000
Accidents and burns	8	6	9	8	-	000	000
Cancer	5	5	6	6	-	000	000
Neuropsychiatry	10	9	10	8	-	000	000
Orthopedics	4	5	4	3	-	000	000
Infectious diseases.....	1	2	1	1	-	000	000
Leprosy	2	2	1	1	-	000	000
Otolaryngology	1	1	2	2	-	000	000
Pulmonary disorders	2	1	1	1	-	000	000
Urology	2	2	2	1	-	000	000
Dermatology.....	1	1	2	1	-	000	000
Maxillofacial diseases	1	2	2	3	-	000	000

1. Difference between the total and sum of parts is due to the inclusion in the total of hospitals engaged in oncology and hematology and other fields of practices.

Source: Ministry of Health and Medical Education.

16. 6. HEALTH AND TREATMENT CENTRES BY GEOGRAPHICAL, LEGAL AND ADMINISTRATIVE STATUS AND WORKING TIME

Year and Ostan	Geographical status			Legal status		
	Total	Urban	Rural	Affiliated to the Ministry of Health and medical Education	Private	Other
1375.....	5797	3756	2041	4921	219	657
1380.....	7089	4742	2347	5675	452	962
1385.....	8288	5786	2502	6390	856	1042
1386.....	8634	6076	2558	6553	985	1096
1387.....	9142	6582	2560	6768	1073	1301
1388.....	9861	7386	2475	7546	1242	⁽¹⁾ 1073
1389.....	11018	8236	2782	8797	1260	961
1390.....	10800	7886	2914	8454	1293	1053
East Azarbayejan.....	576	401	175	433	93	50
West Azarbayejan.....	370	238	132	310	55	5
Ardebil.....	229	167	62	194	21	14
Esfahan.....	929	780	149	695	106	128
Alborz.....	211	190	21	122	65	24
Ilam.....	138	103	35	119	6	13
Bushehr.....	168	125	43	140	8	20
Tehran ⁽²⁾	1111	1054	57	609	349	153
Chaharmahal&Bakhtiyari	172	84	88	154	4	14
South Khorasan.....	141	91	50	123	2	16
Khorasan-e-Razavi.....	929	722	207	740	63	126
North Khorasan.....	150	96	54	125	10	15
Khuzestan.....	514	374	140	422	38	54
Zanjan.....	29	29	0	5	13	11
Semnan.....	115	86	29	90	4	21
Sistan&Baluchestan.....	512	345	167	477	19	16
Fars.....	662	434	228	516	86	60
Qazvin.....	159	108	51	121	26	12
Qom.....	154	135	19	104	25	25
Kordestan.....	211	127	84	184	11	16
Kerman.....	409	280	129	351	26	32
Kermanshah.....	240	167	73	187	30	23
Kohgiluyeh&Boyerahmad	141	78	63	111	18	12
Golestan.....	254	143	111	208	29	17
Gilan.....	312	212	100	257	29	26
Lorestan.....	255	172	83	209	20	26
Mazandaran.....	515	312	203	408	67	40
Markazi.....	196	123	73	161	15	20
Hormozgan.....	300	167	133	263	18	19
Hamedan.....	441	332	109	413	12	16
Yazd.....	257	211	46	203	25	29

16. 6. HEALTH AND TREATMENT CENTRES BY GEOGRAPHICAL, LEGAL AND ADMINISTRATIVE STATUS AND WORKING TIME (continued)

Year and Ostan	Type of administration		Working time	
	Independent	Dependent	Day	Day & night
1375.....	5050	747	4641	1156
1380.....	6066	1023	5725	1364
1385.....	6779	1509	6521	1767
1386.....	6709	1925	6770	1864
1387.....	2123	7019	7159	1983
1388.....	-	-	-	-
1389.....	000	000	000	000
1390.....	000	000	000	000
East Azarbayejan.....	000	000	000	000
West Azarbayejan.....	000	000	000	000
Ardebil.....	000	000	000	000
Esfahan.....	000	000	000	000
Alborz.....	000	000	000	000
Ilam.....	000	000	000	000
Bushehr.....	000	000	000	000
Tehran ⁽²⁾	000	000	000	000
Chaharmahal&Bakhtiari.....	000	000	000	000
South Khorasan.....	000	000	000	000
Khorasan-e-Razavi.....	000	000	000	000
North Khorasan.....	000	000	000	000
Khuzestan.....	000	000	000	000
Zanjan.....	000	000	000	000
Semnan.....	000	000	000	000
Sistan&Baluchestan.....	000	000	000	000
Fars.....	000	000	000	000
Qazvin.....	000	000	000	000
Qom.....	000	000	000	000
Kordestan.....	000	000	000	000
Kerman.....	000	000	000	000
Kermanshah.....	000	000	000	000
Kohgiluyeh&Boyerahmad.....	000	000	000	000
Golestan.....	000	000	000	000
Gilan.....	000	000	000	000
Lorestan.....	000	000	000	000
Mazandaran.....	000	000	000	000
Markazi.....	000	000	000	000
Hormozgan.....	000	000	000	000
Hamedan.....	000	000	000	000
Yazd.....	000	000	000	000

1. Including establishments affiliated to the Social Security Organization, Charity Affairs, etc.

2. Excluding the data of Tehran University of Medical Sciences.

Source: Ministry of Health and Medical Education.

16. 7. HEALTH HOMES OPERATING IN RURAL AREAS AND THE POPULATION COVERED BY OSTAN

Year and Ostan	Operating health homes	Population covered	Workers (Behvarz)		
			Both sexes	Male	Female
1375.....	14146	19363345	22143	8829	13314
1380.....	16281	000	000	000	000
1385.....	17130	21700965	19288	7122	12166
1386.....	17151	000	30147	000	000
1387.....	18060	000	29193	000	000
1388.....	17608	000	31795	12431	19364
1389.....	⁽¹⁾ 16823	000	000	000	000
1390.....	17649	000	000	000	000
East Azarbayegan.....	1082	000	000	000	000
West Azarbayegan.....	993	000	000	000	000
Ardebil.....	516	000	000	000	000
Esfahan.....	573	000	000	000	000
Alborz.....	77	000	000	000	000
Ilam.....	198	000	000	000	000
Bushehr.....	225	000	000	000	000
Tehran ⁽²⁾	199	000	000	000	000
Chaharmahal&Bakhtiyari.....	310	000	000	000	000
South Khorasan.....	280	000	000	000	000
Khorasan-e-Razavi.....	1502	000	000	000	000
North Khorasan.....	369	000	000	000	000
Khuzestan.....	866	000	000	000	000
Zanjan.....	416	000	000	000	000
Semnan.....	137	000	000	000	000
Sistan&Baluchestan.....	902	000	000	000	000
Fars.....	1077	000	000	000	000
Qazvin.....	280	000	000	000	000
Qom.....	59	000	000	000	000
Kordestan.....	621	000	000	000	000
Kerman.....	834	000	000	000	000
Kermanshah.....	662	000	000	000	000
Kohgiluyeh&Boyerahmad.....	341	000	000	000	000
Golestan.....	597	000	000	000	000
Gilan.....	953	000	000	000	000
Lorestan.....	606	000	000	000	000
Mazandaran.....	1251	000	000	000	000
Markazi.....	398	000	000	000	000
Hormozgan.....	546	000	000	000	000
Hamedan.....	576	000	000	000	000
Yazd.....	203	000	000	000	000

1. Excluding Zanjan Ostan.

2. Excluding the data of Tehran University of Medical Sciences.

Source: Ministry of Health and Medical Education.

16.8. MEDICAL DIAGNOSIS LABORATORIES⁽¹⁾ BY ADMINISTRATIVE AND LEGAL STATUS AND WORKING TIME

Year and Ostan	legal status				Type of administration		Working time	
	Total	Affiliated to the Ministry of Health and Medical Education	Private	Other	Independent	dependent	Day ⁽²⁾	Day & night
1375.....	2896	1768	783	345	808	2088	2313	583
1380.....	3701	1873	1355	473	1347	2354	3001	700
1385.....	4414	2071	1768	575	1873	2541	3513	901
1386.....	4551	2134	1834	583	1948	2592	3633	907
1387.....	4955	2341	1973	641	2200	2755	4112	843
1388.....	5037	2383	2080	574	000	000	4209	828
1389 ⁽³⁾	4724	1915	2060	749	000	000	000	000
1390.....	4850	2075	2156	619	000	000	000	000
East Azarbayejan.....	256	111	121	24	000	000	000	000
West Azarbayejan.....	154	87	56	11	000	000	000	000
Ardebil.....	37	10	22	5	000	000	000	000
Esfahan.....	430	176	184	70	000	000	000	000
Alborz.....	133	10	102	21	000	000	000	000
Ilam.....	23	10	10	3	000	000	000	000
Bushehr.....	69	48	13	8	000	000	000	000
Tehran ⁽⁴⁾	691	23	574	94	000	000	000	000
Chaharmahal & Bakhtiari.....	114	93	13	8	000	000	000	000
South Khorasan.....	24	8	11	5	000	000	000	000
Khorasan-e-Razavi.....	403	201	137	65	000	000	000	000
North Khorasan.....	63	43	13	7	000	000	000	000
Khuzestan.....	242	83	111	48	000	000	000	000
Zanjan.....	69	41	19	9	000	000	000	000
Semnan.....	65	44	12	9	000	000	000	000
Sistan & Baluchestan.....	89	64	17	8	000	000	000	000
Fars.....	396	214	142	40	000	000	000	000
Qazvin.....	54	8	33	13	000	000	000	000
Qom.....	55	7	26	22	000	000	000	000
Kordestan.....	86	53	28	5	000	000	000	000
Kerman.....	158	87	49	22	000	000	000	000
Kermanshah.....	127	74	39	14	000	000	000	000
Kohgiluyeh & Boyer-Ahmad.....	54	33	15	6	000	000	000	000
Golestan.....	110	49	46	15	000	000	000	000
Gilan.....	175	74	87	14	000	000	000	000
Lorestan.....	125	85	33	7	000	000	000	000
Mazandaran.....	270	132	117	21	000	000	000	000
Markazi.....	60	15	38	7	000	000	000	000
Hormozgan.....	97	65	19	13	000	000	000	000
Hamedan.....	102	55	39	8	000	000	000	000
Yazd.....	119	72	30	17	000	000	000	000

1. Excluding malaria diagnosis laboratories.

2. Including laboratories working part-time and full-time.

3. Excluding East Azarbayejan, Ilam and Lorestan Ostans.

4. Excluding the data of Tehran University of Medical Sciences.

Source: Ministry of Health and Medical Education.

16. 9. REHABILITATION CENTRES⁽¹⁾ BY ADMINISTRATIVE AND LEGAL

Year and Ostan	legal status				Type of administration	
	total	Affiliated to the Ministry of Health and Medical Education	Private	Other	Independent	Dependent
1375 ⁽²⁾	716	146	288	282	353	363
1380.....	1679	225	953	501	1071	608
1385.....	2704	319	1789	596	1956	748
1386.....	3042	349	2071	622	2230	812
1387.....	3369	373	2301	695	2551	818
1388 ⁽³⁾	4752	⁽⁴⁾ 557	3358	837	-	-
1389.....	⁽⁵⁾ 4633	353	3660	620	000	000
1390.....	4522	378	3378	766	000	000
East Azarbayejan.....	92	11	67	14	000	000
West Azarbayejan.....	112	14	90	8	000	000
Ardebil.....	44	1	40	3	000	000
Esfahan.....	343	39	238	66	000	000
Alborz.....	256	9	211	36	000	000
Ilam.....	1	0	1	0	000	000
Bushehr.....	51	3	37	11	000	000
Tehran.....	581	38	443	100	000	000
Chaharmahal&Bakhtiyari ...	58	4	47	7	000	000
South Khorasan.....	65	6	43	16	000	000
Khorasan-e-Razavi.....	579	40	344	195	000	000
North Khorasan.....	56	2	45	9	000	000
Khuzestan.....	290	11	249	30	000	000
Zanjan.....	72	9	60	3	000	000
Semnan.....	59	11	23	25	000	000
Sistan&Baluchestan.....	57	9	41	7	000	000
Fars.....	448	40	357	51	000	000
Qazvin.....	55	6	41	8	000	000
Qom.....	102	6	75	21	000	000
Kordestan.....	48	13	31	4	000	000
Kerman.....	100	11	65	24	000	000
Kermanshah.....	62	8	47	7	000	000
Kohgiluyeh&Boyerahmad ..	36	1	28	7	000	000
Golestan.....	127	8	109	10	000	000
Gilan.....	176	21	140	15	000	000
Lorestan.....	67	9	51	7	000	000
Mazandaran.....	267	25	224	18	000	000
Markazi.....	107	6	95	6	000	000
Hormozgan.....	57	0	33	24	000	000
Hamedan.....	78	6	64	8	000	000
Yazd.....	76	11	39	26	000	000

1. Including physiotherapy, work therapy, speech therapy, audiometry, optometry, and technical orthopedics.

2. Statistics for rehabilitation include physiotherapy centres only.

3. Excluding Ilam, EastAzarbayejan Ostans.

4. Excluding Lorestan, Ilam, East Azarbayejan Ostans.

5. Excluding Ilam Ostan.

Source: Ministry of Health and Medical Education.

16. 10. RADIOGRAPHY CENTRES BY ADMINISTRATIVE AND LEGAL STATUS WORKING TIME

Year and Ostan	Legal status				Type of administration		Working time	
	Total	Affiliated to the Ministry of Health and Medical Education	Private	Other	Independent	Dependent	Day	Day & night
1375.....	1344	647	493	204	432	912	843	501
1380.....	1801	667	815	319	704	1097	1189	612
1385.....	2227	761	1087	379	1012	1215	1469	758
1386.....	2292	777	1128	387	1104	1179	1527	766
1387.....	2452	784	1219	449	1191	1261	1674	778
1388.....	2654	745	1451	458	-	-	(1)1846	808
1389.....	(2)2605	(2)812	(3)1316	(3)477	000	000	000	000
1390.....	2802	726	1421	655	000	000	000	000
East Azarbayejan.....	140	49	73	18	000	000	000	000
West Azarbayejan.....	83	31	45	7	000	000	000	000
Ardebil.....	25	10	13	2	000	000	000	000
Esfahan.....	206	55	109	42	000	000	000	000
Alborz.....	103	11	80	12	000	000	000	000
Ilam.....	27	17	6	4	000	000	000	000
Bushehr.....	41	14	19	8	000	000	000	000
Tehran ⁽⁴⁾	807	44	451	312	000	000	000	000
Chaharmahal&Bakhtiari	27	9	12	6	000	000	000	000
South Khorasan.....	20	8	8	4	000	000	000	000
Khorasan-e-Razavi.....	199	57	93	49	000	000	000	000
North Khorasan.....	23	9	11	3	000	000	000	000
Khuzestan.....	160	62	65	33	000	000	000	000
Zanjan.....	29	11	13	5	000	000	000	000
Semnan.....	30	13	8	9	000	000	000	000
Sistan&Baluchestan ⁽⁵⁾	25	11	11	3	000	000	000	000
Fars ⁽⁶⁾	161	62	83	16	000	000	000	000
Qazvin.....	48	15	22	11	000	000	000	000
Qom.....	43	11	15	17	000	000	000	000
Kordestan.....	41	16	17	8	000	000	000	000
Kerman ⁽⁷⁾	59	20	30	9	000	000	000	000
Kermanshah.....	16	8	6	2	000	000	000	000
Kohgiluyeh&Boyerahmad	31	14	11	6	000	000	000	000
Golestan.....	37	37	000	000	000	000	000	000
Gilan.....	80	23	55	2	000	000	000	000
Lorestan.....	57	15	25	17	000	000	000	000
Mazandaran.....	122	36	72	14	000	000	000	000
Markazi.....	1	000	1	000	000	000	000	000
Hormozgan.....	54	25	20	9	000	000	000	000
Hamedan.....	57	17	26	14	000	000	000	000
Yazd.....	50	16	21	13	000	000	000	000

1. Including part-time and full time centres.

2. Excluding East Azarbayejan Ostan.

3. Excluding East Azarbayejan, Ilam and Lorestan Ostan.

4. Excluding the data of Tehran University of Medical Sciences.

5. Excluding the data of Zabol University.

6. Excluding the data of Jahrom and Fasa Universities.

7. Excluding the data of Bam Universities.

Source: Ministry of Health and Medical Education.

16. 11. PHARMACIES BY AFFILIATION TYPE AND WORKING TIME

Year and Ostan	Affiliation type				Working time	
	Total	Affiliated to the Ministry of Health and Medical Education	Private	Other	Day ⁽¹⁾	Day & night
1375.....	4227	370	3712	145	3841	386
1380.....	5918	348	5360	210	5404	514
1385.....	7358	467	6650	241	6302	1056
1386.....	7601	487	6860	254	6841	760
1387.....	7965	832	6863	270	7161	804
1388 ⁽²⁾	7806	383	⁽³⁾ 6929	494	6920	886
1389.....	^(4,2) 8326	^(5,4,2) 641	^(4,2) 7347	^(6,5,4,2) 338	000	000
1390⁽⁷⁾.....	8484	423	7666	395	000	000
East Azarbayejan.....	492	34	438	20	000	000
West Azarbayejan.....	318	30	270	18	000	000
Ardebil.....	132	10	113	9	000	000
Esfahan.....	705	5	693	7	000	000
Alborz.....	316	10	297	9	000	000
Ilam.....	57	9	45	3	000	000
Bushehr.....	77	3	67	7	000	000
Tehran ⁽⁸⁾	1621	26	1538	57	000	000
Chaharmahal&Bakhtiyari.....	83	2	79	2	000	000
South Khorasan.....	59	6	49	4	000	000
Khorasan-e-Razavi.....	746	44	659	43	000	000
North Khorasan.....	74	6	63	5	000	000
Khuzestan.....	533	29	445	59	000	000
Zanjan.....	000	000	000	000	000	000
Semnan.....	72	6	53	13	000	000
Sistan&Baluchestan.....	143	11	131	1	000	000
Fars.....	552	52	480	20	000	000
Qazvin.....	130	5	119	6	000	000
Qom.....	150	7	128	15	000	000
Kordestan.....	123	5	110	8	000	000
Kerman.....	244	19	209	16	000	000
Kermanshah.....	161	2	157	2	000	000
Kohgiluyeh&Boyerahmad.....	71	3	61	7	000	000
Golestan.....	186	19	160	7	000	000
Gilan.....	332	9	320	3	000	000
Lorestan.....	170	13	142	15	000	000
Mazandaran.....	425	32	382	11	000	000
Markazi.....	150	14	128	8	000	000
Hormozgan.....	93	9	77	7	000	000
Hamedan.....	150	2	140	8	000	000
Yazd.....	119	1	113	5	000	000

1. Including pharmacies working part-time and full-time.

2. Excluding East Azarbayejan Ostan.

3. Excluding Golestan Ostan.

4. Excluding Gilan Ostan.

5. Excluding Ilam and Lorestan Ostans

6. Excluding Bushehr.

7. Excluding Zanjan Ostan.

8. Excluding the data of Tehran University of Medical Sciences.

Source: Ministry of Health and Medical Education.

16. 12. MAIN ACTIVITIES ON ANTI-MALARIA CAMPAIGN

Year	Number of slides in villages under care		Pesticides used in villages sprayed
	Tested	Positive cases	Insecticide (kg)
1375.....	3670152	55843	157628
1380.....	1190213	18948	1670
1385.....	1136302	15869	8260
1386.....	1056689	16468	8887
1387.....	934547	11290	7248
1388.....	701559	5921	5921
1389 ⁽¹⁾	000	000	000
1390⁽¹⁾.....	000	000	000

1. No information is available.

Source: Ministry of Health and Medical Education

16. 13. VACCINATION BY THE MINISTRY OF HEALTH AND MEDICAL EDUCATION

(1000 cases)

Year	Poliomyelitis V	Measles V	BCG.V.(TB (TB.V.))	Triple V.(D.P.T.)	Polyvalent V. (D.T.) (mixed V.)	Meningitis V	Hepatitis B.V.
1375.....	694	2873	2021	6603	6018	486	3717
1380.....	6848	2402	1121	4631	5433	915	3824
1385.....	7268	2439	1279	4686	2524	653	4206
1386.....	7158	2004	1266	4793	3235	735	4252
1387.....	6683	2725	1183	4512	2861	710	3916
1388.....	6862	3235	1277	4570	2700	671	4197
1389 ⁽¹⁾	000	000	000	000	000	000	000
1390⁽¹⁾.....	000	000	000	000	000	000	000

1. No information is available.

Source: Ministry of Health and Medical Education.

16. 14. NUMBER OF CONTAGIOUS DISEASE CASES DIAGNOSED IN CLINICAL EXAMINATIONS

Type of disease	1375	1380	1385	1386	1387	1388	1389 ⁽¹⁾	1390 ⁽¹⁾
Chicken pox.....	52362	9589	000	000	000	000	000	000
Kinds of diarrhea.....	471708	000	000	000	000	000	000	000
Mumps.....	-	000	000	000	000	000	000	000
Infectious conjunctivitis.....	219861	000	22744	000	000	000	000	000
Trachoma.....	306	351	000	000	000	000	000	000
Rubella.....	-	000	71	84	140	124	000	000
Measles.....	2651	7780	904	938	995	1355	000	000
Whooping cough.....	85	97	86	314	905	730	000	000
Favus.....	10840	3891	000	000	000	000	000	000
Tetanus.....	36	24	12	7	13	5	000	000
Rabies.....	8	2	10	6	13	4	000	000
Hepatitis.....	5157	11223	11512	11667	10159	10391	000	000

1. No information is available.

Source: Ministry of Health and Medical Education.

16. 15. NUMBER OF CONTAGIOUS DISEASE CASES DIAGNOSED IN MEDICAL DIAGNOSIS LABORATORIES

Type of disease	1375	1380	1385	1386	1387	1388	1389 ⁽¹⁾	1390 ⁽¹⁾
Intestinal parasites.....	282831	000	000	000	000	000	000	000
Malta fever.....	30965	16471	23558	21109	18250	12685	000	000
Leprosy.....	112	96	89	71	38	46	000	000
Typhoid and Paratyphoid.....	7690	1869	437	975	449	490	000	000
Diphtheria.....	16	12	26	38	49	60	000	000
Aleppo boil.....	19556	14505	24517	26493	26920	23626	000	000
Pulmonary tuberculosis.....	9989	9359	6811	6820	7032	7373	000	000
Gonorrhoea (gonococcus urethritis).....	1989	7007	6373	5993	4844	3860	000	000
Anthrax.....	178	269	161	155	177	155	000	000
Syphilis.....	1459	484	952	153	153	88	000	000
Meningitis..	102	319	208	184	237	201	000	000
Cholera.....	62	105	24	57	220	18	000	000

1. No information is available.

Source: Ministry of Health and Medical Education.

16. 16. LEPERS⁽¹⁾ BY SEX AND AGE

Year	Sex			Age	
	Both sexes	Male	Female	14 years and under	15 years and over
1375.....	112	69	43	13	99
1380.....	96	44	52	3	93
1385.....	72	39	33	0	72
1386.....	41	24	17	0	41
1387.....	38	24	14	0	38
1388.....	46	31	15	0	46
1389 ⁽²⁾	000	000	000	000	000
1390⁽²⁾.....	000	000	000	000	000

1. New cases reported for the stated year.

2. No information is available.

Source: Ministry of Health and Medical Education.

16. 17. LIVESTOCK VACCINATED AGAINST CONTAGIOUS AND NON-CONTAGIOUS DISEASES

Year	Contagious diseases									
	Pox sheep and goat (1000 heads)	Pest bovine	Foot and mouth disease		Charbon				Symptomatic charbon cow and buffalo (1000 heads)	Agalactia sheep and goat (1000 heads)
			cattle (1000 head-round) ⁽¹⁾	Sheep and goat (1000 heads)	Cattle (1000 heads)	Sheep and goat (1000 heads)	Soliped ⁽²⁾ (1000 heads)	Camel (1000 heads)		
1375.....	66500	7748	4615	15786	3060	63298	47	2	562	4578
1380.....	59314	4604	9169	27872	3701	57437	38	6	831	4653
1385.....	67313	000	14043	39733	3799	57996	93	20	968	9251
1386.....	61380	000	12398	37612	3814	55089	114	24	1030	8652
1387.....	64911	000	9876	11151	4047	56252	150	27	1223	7170
1388.....	57247	000	13131	38580	3415	51231	117	30	996	7997
1389.....	55212	000	14468	53578	3006	50404	96	35	933	9725
1390.....	55072	000	9428	31323	2876	51395	109	28	692	8967

Year	Non-contagious diseases	
	Infectious necrotic hepatitis (gangrene) sheep and goat (1000 head-round) ⁽¹⁾	Enterotoxemia sheep and goat (1000 head-round) ⁽¹⁾
1375.....	10600	47040
1380.....	9051	42311
1385.....	11972	61069
1386.....	12800	59042
1387.....	12846	56346
1388.....	10173	50370
1389.....	11516	48297
1390.....	10571	49302

1. Vaccines injected more than once a year. This definition is used for all vaccines including bacterial, viral and protozoans in all kinds of animals.

2. Including horse, mule hinny and ass.

Sources: Veterinary Organization.

– Ministry of jahade –e- keshavarzi.

16. 18. MAIN CAMPAIGNS AGAINST DISEASES COMMON AMONG MAN AND LIVESTOCK

Year	Eradication of bovine tuberculosis		Control of bovine brucella of blood	
	Cows vaccinated against tuberculosis (1000 head-round)	Reactor cow (head)	Number of samples (1000)	Reactor cow (head)
1375.....	1168	2558	743	3607
1380.....	1180	1626	904	3529
1385.....	1259	637	789	1938
1386.....	1331	1707	809	1881
1387.....	1404	3569	806	2005
1388.....	1220	2733	731	901
1389.....	1286	1516	785	668
1390.....	1265	1764	850	1624

Year	Control of bovine brucella				Control of rabies of vaccinated livestock	Control of glanders of mallein test (head)	
	Sheep and goat blood samples tested		Vaccinated livestock (1000 heads)			Dog	Tested horses
	Number of samples (1000)	Reactor sheep and goat (head)	Calf	Lamb and kid			
1375.....	570	13475	613	13958	104	8479	5
1380.....	682	12307	683	9911	161	15648	0
1385.....	47	2286	1493	21818	243	17503	2
1386.....	1267	977	2394	28256	310	16692	9
1387.....	33	588	2993	32741	254	15222	23
1388.....	27	629	2152	9227	278	15209	26
1389.....	51	953	1826	8883	294	17346	59
1390.....	41	1071	2339	15842	306	20554	55

Sources: Veterinary Organization.

- Ministry of jahade -e- keshavarzi.

16. 19. PREVENTION AND TREATMENT OF PARASITIC DISEASES BY VETERINARY CLINICS
(1000 cases - 1000 sq m)

Year	Campaign against internal parasites	Campaign against external parasites	Livestock sprinkled (pounced) with powder
		Livestock sprayed	
1375.....	96579	5575	16171
1380.....	83333	10927	74971
1385.....	59477	⁽¹⁾ 31124	119766
1386.....	55932	⁽¹⁾ 21812	83856
1387.....	51197	⁽²⁾ 20387	52029
1388.....	47579	⁽²⁾ 15113	49715
1389.....	47697	14484	45713
1390.....	41919	13682	46793

1. Including statistics for the livestock sprinkled (pounced) with powder and livestock dipped.

2. Including sprayed livestock only.

Sources: Veterinary Organization;

- Ministry of jahade -e- keshavarzi.