

Introduction

Budget statistics came to existence as the Ministry of Finance undertook formulation of the government budget in the year 1289. The produced statistics drew on the organizations revenues and expenditures data until 1342.

In the year 1342, the responsibility was shifted to the then Planning Organization (present Vice Presidency for Strategic Planning and Supervision). Now, along with formulating the Government public budget (primary approved, amended approved, and realized), the Management and Planning Organization provides for the budget of public corporations and banks, as well as the government affiliated for-profit enterprises which were transferred to the public sector after the Islamic Revolution.

The statistical information provided here are from budget laws of different years and include various receipts and disbursements of the government public budget, the actual credits of Ostars, summary of the government corporations, government affiliated for-profit enterprises and banks budgets.

Definitions and concepts

Government total budget: the government's financial program for a fiscal year, which corresponds with the Iranian calendar year. It contains the government public budget as well as budgets for banks, government corporations, and government affiliated for-profit enterprises.

Government public budget: the budget in which financial resources required for carry out the annual program as well as current and

development credits for government agencies are formulated and predicted.

Approved and realized budget: the budget for each fiscal year is estimated and proposed to the Cabinet in the previous year by Vice Presidency for Planning and Supervision and is offered to the Majlis for approval as the budget bill. The bill is then communicated to the government as the budget law by the beginning of the new year (primary approved figures or estimate). With regard to possible changes in economic, social, and political conditions and fluctuations in receipts and payments, another budget for departments and organizations is offered to the Majlis by the government as the supplementary bill, which should be approved by the end of the year (amended approved figures). At the end of every fiscal year, the government's actual and realized budget becomes clear with regard to the amount of actual receipts and the sum of payments by the Treasury.

Payments of the government public budget: all development and current expenditures paid by the government from general and special revenues during a fiscal year.

Receipts of the government public budget: all sums known as public and special revenues as well as miscellaneous sources of credits, and funds that legally should be accumulated in the Treasury General's accounts.

General revenues: refers to revenues from incomes of ministries, government institutions, tax and dividends for government monopolies and properties, other revenues that are included in the total state budget law.

Special revenues: refers to revenues legally allotted to special expenditure(s) in the total state budget law.

Miscellaneous sources of credits: sources considered in the government public budget under the titles of loans, issuing government bonds, returns from previous years payments, and similar titles, and not of the nature of income.

Credit: a sum approved by Majlis for special Expenditures to achieve certain goals of government's programs.

Provision-of-capital-assets (development)

credits: refers to the credit allocated to specific operations and services which are carried out based on technical, social and economic studies by government organization. These operations and services are conducted during a specific period of time with a specific budget to realize the goals of the 5-Year Development Plan as a fixed investment or conduct a study to create capital asset. The needed resources for conducting these operations and services are funded through ownership of capital asset. This credit is divided into two types: profit and non profit.

Current credits: credits considered in the five-Year Development Plan as a whole and in the government public budget in parts to meet government current expenditures as well as expenditures of maintaining the level of government's socio-economic activities.

Prepayment: a payment satisfied before undertaking fulfillment, out of the concerned credits, based on the ordinances and agreements and according to the regulations.

Tax: includes all obligatory and non reimbursable payments by legal and natural entities to the government which are spent

according to the law for governance and public expenses.

Project: a correlated and specified set of operations and services carried out in a certain period and at a certain cost for achieving a particular goal.

National projects: strategic, high-technology and extensive projects with supraregional benefits.

Ostani (provincial) projects: projects planned in Ostans and implemented using both local and national facilities.

Selected information

National budget resources for the year 1391 were predicted to form an amount of 5666 thousand billion rials, indicating a rise of 11.4 percent.

Government revenues and cession of government capital and financial assets were about 1644 thousand billion rials in the year 1391, indicating a decrease of 3.1% in comparison to the previous year.

In the year 1391, cession of capital assets with 42.6%, tax revenues with 28%, and revenues from government ownership with 9% account for the highest share of government revenues respectively.

Actual expenditure (current) credits for executive agencies of Ostans in the year 1390 was about 43.4 thousand billion rials which increased by 16.3 percent. In the year 1389 Ostans' actual provision-of-capital-assets (development) credits increased to about 71.6 thousand billion rials, showing a rise of 20.1 percent in comparison to the year 1388.

18. 1. SUMMARY OF TOTAL COUNTRY BUDGET (bln rials)

Description	1385	1387	1388	1389	1390	1391
Budget resources	1915105.1	2902104.6	2791828.8	3684703.5	5083938.7	5665618.0
Government public budget resources	587596.8	939122.8	967901.0	1271330.7	1697225.1	1644177.1
General resources	548571.0	⁽¹⁾ 863485.3	892132.8	1179897.6	1545870.0	1442699.1
Revenues.....	244455.3	338753.1	454770.9	505269.2	609989.5	653297.5
Cession of capital assets	154878.2	179960.6	169837.9	456174.0	590711.3	698764.5
Cession of financial assets	149237.5	222771.5	267524.0	218454.5	345169.2	90637.1
Special resources	39025.8	75637.5	75768.2	91433.1	151355.0	201478.0
Special revenues	39025.8	75637.5	75768.2	91433.1	151355.0	201478.0
Resources of government corporations, banks and affiliated for profit enterprises	1372837.7	2032025.4	1988748.0	2525238.5	3550656.3	4211765.3
Government corporations	1226633.2	1806461.7	1739764.4	2319998.2	3319142.2	3896013.7
Banks	122513.4	196267.7	214853.9	168180.0	194275.9	275074.3
Affiliated for profit enterprises	23691.0	29296.0	34129.7	37060.3	37238.1	40677.4
Less: Duplications	45329.4	69043.5	164820.2	111865.7	163942.7	190324.3
Budget uses	1915105.1	2902104.6	2791828.8	3684703.5	5083938.7	5665618.0
Government public budget uses	587596.8	939122.8	967901.0	1271330.7	1697225.1	1644177.0
General uses	548571.0	⁽²⁾ 863485.3	⁽³⁾ 892132.8	1179897.6	1545870.1	1442699.1
Expenditures	377935.2	461126.0	591346.6	732908.7	897920.6	1010713.0
Ownership of capital assets	156551.4	244573.8	283953.9	316900.7	349749.4	397455.0
Ownership of financial assets	14084.4	35785.5	101832.3	130088.3	298200.0	34531.0
Special uses	39025.8	75637.5	75768.2	91433.1	151355.0	201478.0
From government special revenues	39025.8	75637.5	75768.2	91433.1	151355.0	201478.0
Uses of government corporations, banks and affiliated for profit enterprises	1372837.7	2032025.4	1988748.0	2525238.5	3550656.3	4211765.3
Government corporations	1226633.2	1806461.7	1739764.4	2319998.2	3319142.2	3896013.7
Banks	122513.4	196267.7	214853.8	168180.0	194275.9	275074.3
Affiliated for profit enterprises	23691.0	29296.0	34129.6	37060.3	37238.1	40677.4
Less: Duplications	45329.4	69043.5	164820.2	111865.7	163942.7	190324.3

1. The difference of 122000 billion rials between the total and sum of parts is due to the figure for transparency in the price of energy bearers.

2. The difference of 122000 billion rials between the total and sum of parts is due to the figure for transparency in the price(subsidy) of energy bearers.

3. The difference of 85000 billion rials between the total and sum of parts is due to the cut of allocation while implementing budget.

Source: Vice Presidency For Strategic Planning and Supervision.

18. 2. SUMMARY OF GOVERNMENT REVENUES AND EXPENDITURES (PRIMARY APPROVED FIGURES)

(bln rials)

Description	1385	1387	1388	1389	1390	1391
Revenues.....	244455.3	338753.1	454770.9	505269.2	609989.5	653297.5
Tax revenues	177617.3	217155.0	300600.7	351453.9	404441.9	454004.4
Social contributions.....	0.0	0.0	0.0	0.0	0.0	0.0
Grants.....	0.0	0.0	0.0	0.0	0.0	0.0
Revenues from government properties	50344.5	97552.6	121404.0	104417.3	150823.9	148625.7
Revenues from sale of goods and services .	9413.0	11752.1	18384.7	26414.9	24885.4	26674.3
Revenues from penalties and losses.....	2708.5	4553.3	4784.5	5536.0	11316.7	8356.0
Miscellaneous revenues	4372.0	7740.1	9597.0	17447.0	18521.5	15637.1
Expenditures.....	377935.2	583126.0	591346.6	732908.7	897920.6	1010713.0
Employees compensation.....	116659.0	160678.1	229168.6	228285.4	278955.0	317575.3
Utilization of goods and services	32263.3	47291.7	71591.5	89800.0	117179.7	151724.6
Expenditures of properties and assets	463.2	557.9	1101.6	1023.5	3252.8	2524.6
Subsidies	60599.6	213716.7	66932.2	131639.7	167950.1	136325.0
Grants.....	43856.7	26810.9	28718.5	43014.3	39229.9	62320.9
Social welfare.....	69959.1	110346.6	170038.2	212428.7	265163.1	304890.5
Other	54134.3	23724.0	23796.0	26717.1	26189.6	35352.3
Operational balance.....	-133479.9	-244372.9	-136575.7	-227639.5	-287931.1	-357415.6

Source: Vice Presidency For Strategic Planning and Supervision.

**18. 3. SUMMARY OF CESSION AND OWNERSHIP OF GOVERNMENT CAPITAL ASSETS
(PRIMARY APPROVED FIGURES)**

(bln rials)

Description	1385	1387	1388	1389	1390	1391
<i>Cession of capital assets.....</i>	<i>154878. 2</i>	<i>301960. 6</i>	<i>169837. 9</i>	<i>456174. 0</i>	<i>590711. 3</i>	<i>698764. 5</i>
Section 1. Oil revenue	151801. 0	298865. 6	159647. 5	434485. 5	571117. 9	683607. 9
Section 3. Sale of government buildings and equipment.....	(1)000	(1)000	(1)000	(1)000	1145. 0	982. 0
Section 4. Sale and cession of lands.....	(1)000	(1)000	(1)000	(1)000	380. 0	380. 0
Section 5. Sale of machinery and equipment.....	(1)000	(1)000	(1)000	(1)000	106. 0	108. 0
Section 9. Sale and cession of other capital assets	3077. 2	3095. 0	10190. 4	21688. 5	17962. 4	13686. 0
<i>Ownership of capital assets</i>	<i>156551. 4</i>	<i>244573. 8</i>	<i>283953. 9</i>	<i>316900. 7</i>	<i>349749. 4</i>	<i>397455. 0</i>
Section 1. Buildings and other constructions ..	80149. 2	145143. 7	203566. 9	232776. 1	251425. 8	297962. 6
Section 2. Machinery and equipment	19325. 2	57116. 2	52726. 2	37064. 3	47142. 9	70837. 8
Section 3. Other fixed assets	1503. 3	619. 9	622. 0	1415. 1	2168. 6	2296. 0
Section 4. Stocks	432. 0	53. 1	74. 7	905. 2	16. 4	277. 6
Section 5. Precious goods	14. 5	0. 0	0. 1	125. 5	74. 2	81. 4
Section 6. Land	2005. 5	3709. 9	2489. 3	3793. 5	2171. 3	2540. 0
Section 7. Other assets not produced	53121. 8	37931. 0	24474. 7	40820. 9	46749. 8	23459. 7
Net capital assets	<i>-1673. 2</i>	<i>57386. 8</i>	<i>-114116. 0</i>	<i>139273. 3</i>	<i>240961. 8</i>	<i>301309.5</i>

1. The cession of capital assets in the National Budget Laws for the years 1385, 1387, 1388, and 1389 was cited in two paragraphs. The first paragraphs included oil and oil products which was cited in the first section. The title of the second paragraphs was "the source of sale of movable and immovable properties which was cited in the ninth section. The information on the third, fourth, and fifth sections cannot be rendered separately.

Source: Vice Presidency For Strategic Planning and Supervision

18. 4. SUMMARY OF TRANSACTION OF GOVERNMENT FINANCIAL ASSETS (PRIMARY APPROVED FIGURES)

(bln rials)

Description	1385	1387	1388	1389	1390	1391
<i>Cession of financial assets</i>	149237.5	222771.5	267524.0	⁽¹⁾ 218454.5	⁽¹⁾ 345169.2	90637.1
Sale of participation papers	8400.0	4000.0	0.0	0.0	0.0	0.0
Utilization of foreign facilities	4979.3	3582.6	3693.5	3391.2	2610.4	2057.1
Utilization of stocks of foreign currencies savings account	122416.3	159223.5	133117.0	21666.6	10000.0	10000.0
Government receipts of the principal of loans from abroad	⁽²⁾ 000	⁽²⁾ 000	⁽²⁾ 000	⁽²⁾ 000	4.5	2575.0
Receipts from cession of public corporations	7400.0	46000.0	117000.0	145000.0	290000.0	65000.0
Government receipt of principal of domestic loans	⁽²⁾ 741.8	⁽²⁾ 2965.5	⁽²⁾ 1713.5	⁽²⁾ 1891.7	2549.2	0.0
Returns from payments of previous years	5300.0	7000.0	12000.0	14005.0	22505.0	11005.0
<i>Ownership of financial assets</i>	14084.4	35785.5	101832.3	⁽³⁾ 130088.3	⁽³⁾ 298200.0	⁽³⁾ 34531.0
Transfer of shares	0.0	12000.0	80900.0	68250.0	262400.0	18600.0
Repayment of the principal of participation papers	4020.0	9428.7	13014.0	9762.4	8600.2	7117.0
The previous years' commitments not paid	472.0	826.0	891.0	3939.0	2700.0	3330.0
Payments of commitments made for dispatching Great Hajj pilgrims	0.0	0.0	0.0	0.0	0.0	0.0
Repayments of the principal of loans provided by banking system	400.0	1853.1	516.0	8780.0	1330.0	900.0
Repayment of the principal of overseas loans and undertakings	9192.4	11677.7	6511.3	8536.9	4849.8	3784.0
<i>Net ownership of financial assets</i>	135153.1	186986.1	165691.7	88366.2	46969.2	56106.1

1. The amount of 32500 billion rials for the year 1389 and amount of 17500.1 billion rials for the year 1390 relates to the sources from cession of mines and the projects of capital assets ownership included in the total.

2. Since Government receipt of principal of loans by domestic and foreign resources was not included in the Budget Law for the years 1385, 1387, 1388 and 1389, the related data are included in this section because of the larger share of government domestic loans.

3. The amount of 30820 billion rials for the year 1389, amount of 18320 billion rials for the year 1390, and amount of 800 billion rials for the year 1391 relate to the investment and international economic and cultural contributions included in the total.

Source: Vice Presidency For Strategic Planning and Supervision.

18. 5. REVENUES AND CESSION OF GOVERNMENT CAPITAL AND FINANCIAL ASSETS BY SECTION AND PARAGRAPH (bln rials)

Description	1385 (Realized)	1387 (Approved)	1388 (Approved)	1389 (Approved)	1390 (Approved)	1391 (Approved)
Revenues and cession of capital and financial assets	587596.8	939122.8	967901.0	1271330.7	1697225.1	1644177.1
Section 1. Tax revenues	178306.4	218204.2	302631.7	354643.4	408522.0	460264.3
Para 1: Corporate tax	80089.6	109671.8	143611.1	130283.5	174099.7	187895.8
Para 2: Income tax	18834.3	32186.9	42237.4	52172.9	53320.4	68560.0
Para 3: Wealth tax	6368.7	7784.8	9307.1	12237.3	13724.9	17126.1
Para 4: Import tax	57168.5	53542.7	66843.0	102000.0	98431.0	115124.2
Para 5: Goods and services tax	15845.2	15018.0	40633.2	57949.8	68945.8	71558.4
Section 2. Social contributions	1000.0	2000.0	2400.0	2600.0	3000.0	5000.0
Para 1: Insurance premiums	1000.0	2000.0	2400.0	2600.0	3000.0	5000.0
Section 4. Revenues from government properties	50394.5	97740.6	121695.2	104761.3	150829.4	148632.2
Para 1: Dividends of government corporations	47928.1	91066.7	107058.7	46635.0	87705.1	117326.4
Para 2: Interest on government loans	0.9	0.7	0.7	0.5	0.4	0.3
Para 3: Revenues from rent	176.3	210.5	329.8	385.1	460.9	468.5
Para 9: Other revenues from government properties	2289.2	6462.7	14306.0	57740.7	62663.0	30837.0
Section 5: Revenues from sale of goods and services	28363.1	45942.2	57096.4	72997.9	87227.9	104632.9
Para 1: Revenues from sale of services	28202.7	45245.2	55494.1	71051.2	85395.6	102130.7
Para 2: Revenues from sale of goods	160.4	697.0	1602.2	1944.8	1832.2	2502.1
Section 6. Revenues from penalties and losses	2708.8	4553.5	4784.7	5536.5	11317.7	8357.0
Para 1: Revenues from penalties and losses	2708.8	4553.5	4784.7	5536.5	11317.7	8357.0
Section 7. Miscellaneous revenues	22308.4	45166.1	40387.9	54568.0	98992.5	126406.1
Para 1: Miscellaneous revenues	22308.4	45166.1	40387.9	54568.0	98992.5	126406.1
Para 2: Total country's miscellaneous revenues	0.0	0.0	0.0	0.0	0.0	0.0
Cession of capital assets	155278.2	302744.6	171381.1	457769.0	⁽¹⁾ 592166.3	⁽¹⁾ 700247.5
Para 1: Oil revenues	151801.0	298865.6	159647.5	434485.5	571117.9	683607.9
Para 3: Sale of government buildings and installations	⁽²⁾ 3477.2	⁽²⁾ 3879.0	⁽²⁾ 11733.6	⁽²⁾ 23283.5	2145.0	2052.5
Para 4: Sale and cession of land	⁽²⁾ 000	⁽²⁾ 000	⁽²⁾ 000	⁽²⁾ 000	380.0	380.0
Para 5: Sale of machinery and equipment	⁽²⁾ 000	⁽²⁾ 000	⁽²⁾ 000	⁽²⁾ 000	211.0	221.1
Para 9: Sale and cession of other capital assets	⁽²⁾ 000	⁽²⁾ 000	⁽²⁾ 000	⁽²⁾ 000	10252.4	7303.0
Cession of financial assets	149237.5	222771.5	267524.0	⁽³⁾ 218454.5	⁽³⁾ 345169.2	90637.1
Sale of participation papers	8400.0	4000.0	0.0	0.0	0.0	0.0
Utilization of foreign facilities	4979.3	3582.7	3693.5	3391.2	2610.4	2057.1
Utilization of stocks of foreign currencies savings account	122416.3	159223.5	133117.0	21666.6	10000.0	10000.0
Government receipts of the principal of loans from abroad	⁽⁴⁾ 000	⁽⁴⁾ 000	⁽⁴⁾ 000	⁽⁴⁾ 000	4.5	4.6
Receipts from cession of public corporation	7400.0	46000.0	117000.0	145000.0	290000.0	65000.0
Government receipt of principal of domestic loans	⁽⁴⁾ 741.8	⁽⁴⁾ 2965.5	⁽⁴⁾ 1713.5	⁽⁴⁾ 1891.7	2549.2	2570.4
Returns from payments of previous years	5300.0	7000.0	12000.0	14005.0	22505.0	11005.0

1. The amount of 8060 billion rials for the year 1390 and the amount of 6683 billion rials for the year 1391 relate to the source from sale of movable and immovable assets included in the total.

2. Statistics for Sections 4, 5 and 9 are presented in the Section 3.

3. The amount of 32500 billion rials for the year 1389 and 17500 billion rials for the year 1390 relate to the sources from cession of mines and the projects of capital assets ownership included in the total.

4. Receipt of the principal of government's domestic and overseas loans changed into sources from receipt of the principal of loans. Moreover, due to the large share of the domestic loans, the related information is included in this line.

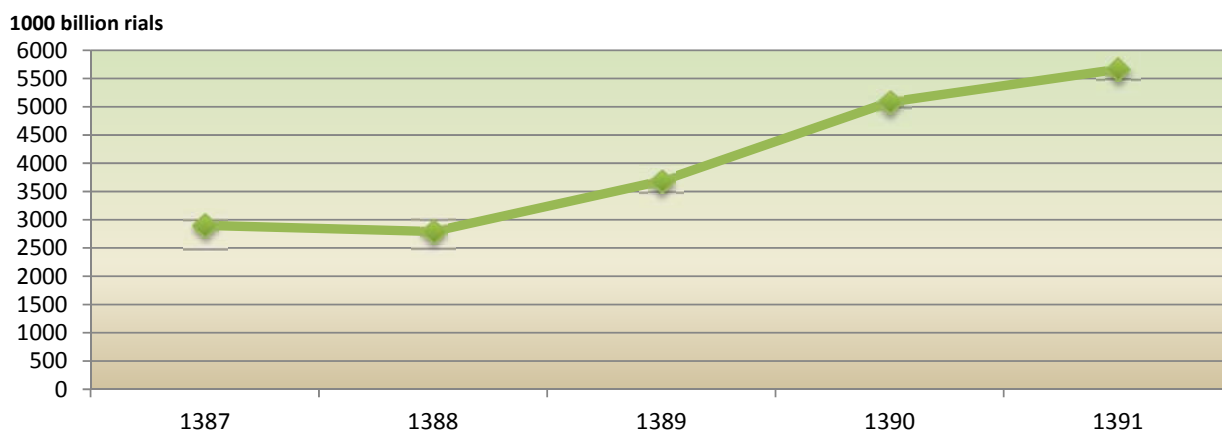
Source: Vice Presidency For Strategic Planning and Supervision.

**18. 6. CREDITS OF GOVERNMENT ORGANIZATIONS AND BUDGET CLASSIFICATION
NUMBERS BY PLAN** (bln rials)

Description	1380 (Realized)	1385 (Approved)	1387 (Approved)	1388 (Approved)	1389 (Approved)	1390 (Approved)	1391 (Approved)
Total.....	152670.2	204702.7	901284.3	947649.0	41141242.4	1399025.0	1609646.1
Credits of organizations and budget classification numbers	101604.6	204702.7	587976.8	713063.7	855697.4	1032791.9	1347032.1
Current and development credits of local administrative organizations in Ostans.....	33714.9	0.0	0.0	0.0	0.0	0.0	0.0
Miscellaneous expenditures and other numbers	12853.4	0.0	313307.5	234585.3	285545.0	366233.1	262614.0
Commission and guaranteed interest of loans	3688.1	0.0	0.0	0.0	0.0	0.0	0.0
Repayments of loans and debts and prepayments	809.2	0.0	0.0	0.0	0.0	0.0	0.0

Source: Vice Presidency For Strategic Planning and Supervision.

18.1. SOURCES OF TOTAL COUNTRY BUDGET



For data see Table 18.1.

18. 7. GOVERNMENT'S PUBLIC BUDGET PAYMENTS⁽¹⁾ BY AFFAIRS (bln rials)

Description	1375	1380	1385	1387	1388	1389	1390	1391
Credits (primary approved figures)	61318.1	164266.9	(2) 572950.9	901284.3	947649.0	(2) 1141242.4	(2) 1399025.1	(2) 1609646.0
General affairs	4051.5	16252.6	17663.4	41889.8	50610.8	56999.5	76167.0	94480.3
National defence affairs	3532.2	22336.0	59287.8	90728.0	107784.7	128999.6	196353.3	268353.6
Social affairs	22489.9	73318.0	98415.5	313846.5	371910.4	486553.2	568741.7	752526.1
Economic affairs	14752.3	16905.4	87147.9	141512.5	182757.8	179754.6	187638.7	227531.1
Credits for the expenses of Jahad-e-Sazandegi	0.0	7384.6	0.0	0.0	0.0	0.0	0.0	0.0
Miscellaneous expenditures. Commission and guaranteed interest of loans	13394.6	22851.3	217713.2	313307.5	234585.3	285545.0	366233.1	262614
Repayment of loans and debts and prepayments	180.9	4151.0	0.0	0.0	0.0	0.0	0.0	0.0
2916.7	1067.9	0.0	0.0	0.0	0.0	0.0	0.0	0.0
Payments(actual and realized figures)	61318.1	164260.9	-	-	-	-	-	-
General affairs	4046.5	23637.1	-	-	-	-	-	-
National defence affairs	3532.2	22336.0	-	-	-	-	-	-
Social affairs	22494.9	73318.0	-	-	-	-	-	-
Economic affairs.....	14752.3	16899.4	-	-	-	-	-	-
Credits for the expenses of Jahad-e-Sazandegi	0.0	0.0	-	-	-	-	-	-
Miscellaneous expenditures. Commission and guaranteed interest of loans.....	13394.6	22851.3	-	-	-	-	-	-
180.9	4151.1	-	-	-	-	-	-	-
Repayment of loans and debts and prepayments	2916.7	1067.9	-	-	-	-	-	-
Payments(actual and realized figures)	59743.9	118935.3	-	-	-	-	-	-
General affairs.....	4846.9	13620.4	-	-	-	-	-	-
National defence affairs.....	4616.1	22488.3	-	-	-	-	-	-
Social affairs.....	26510.8	55069.7	-	-	-	-	-	-
Economic affairs.....	12108.9	10426.2	-	-	-	-	-	-
Credits for the expenses of Jahad-e-Sazandegi	0.0	0.0	-	-	-	-	-	-
Miscellaneous expenditures. Commission and guaranteed interest of loans.....	10625.2	12853.4	-	-	-	-	-	-
12.3	3668.1	-	-	-	-	-	-	-
Repayment of loans and debts and prepayments	1023.7	809.2	-	-	-	-	-	-

1. Including payments from general and special revenues.

2. Including 92723.1, 3390.6, 3890, and 4140.9 billion rials for the years 1385, 1389, 1390 and 1391 respectively which are appropriated to Ostan's expenditure credits and are not available by affairs and are included with the total Source: Management and Planning Organization..

18. 8. ACTUAL PAYMENTS⁽¹⁾ ON GENERAL AFFAIRS FROM GOVERNMENT'S PUBLIC BUDGET BY CHAPTER

(bln rials)

Description	1365	1370	1375	1379	*1380	1381	1382	1383
Total	315.6	817.6	4846.9	12734.0	13620.4	16065.4	18976.9	22631.7
Chapter 1. Adjusting relations between the three Powers	0.2	0.0	0.0	0.0	0.0	0.0	0.0	0.0
Chapter 2. Legislation.....	1.5	4.6	49.4	150.0	178.0	237.7	301.5	362.7
Chapter 3. Administration of public affairs	14.2	15.3	293.0	494.7	527.3	643.6	1076.8	1053.6
Chapter 4. Administration of judiciary, land register and public endowments affairs	32.8	91.2	392.8	1618.0	1830.8	2090.9	2662.0	3467.9
Chapter 5. Domestic policies implementation	13.7	41.1	191.2	453.0	81.3	170.2	222.6	221.6
Chapter 6. Law enforcement and internal security	153.9	366.0	1616.6	5594.3	7055.2	8125.8	9143.7	10769.5
Chapter 7. Administration of foreign affairs	7.2	15.1	266.3	385.1	441.7	564.2	1139.4	1814.5
Chapter 8. Administration of financial affairs	21.8	55.6	331.7	1064.0	748.0	500.6	517.1	736.6
Chapter 9. Statistics and general technical services.....	11.0	40.1	238.3	463.7	317.8	411.2	497.8	422.6
Chapter 10. Information and mass communications ...	29.8	98.0	735.5	1384.0	1652.3	1627.0	1896.7	2016.4
Chapter 11. Public buildings and installations	26.8	77.9	505.6	605.5	333.2	970.7	743.3	970.1
Chapter 12. Administration of work force affairs	2.8	12.9	226.6	521.7	454.7	723.5	776.1	796.3

1. Including payments from general and special revenues.

Source: Management and Planning Organization..

18. 9. ACTUAL PAYMENTS⁽¹⁾ ON SOCIAL AFFAIRS FROM GOVERNMENT'S PUBLIC BUDGET BY CHAPTER

(bln rials)

Description	1365	1370	1375	1379	*1380	1381	1382	1383
Total	1518.9	4455.6	26510.8	64728.4	55069.7	38495.0	⁽²⁾ 51523.2	⁽²⁾ 57426.4
Chapter 1. Public education and training	535.8	1474.4	8360.3	18656.2	2758.8	1364.9	1766.7	2056.9
Chapter 2. Culture and arts.....	12.4	47.1	723.6	1812.4	1486.6	1682.2	2545.2	3225.5
Chapter 3. Health, medical care and nutrition	208.3	774.7	4095.9	8729.7	9365.6	3274.5	5694.5	5658.4
Chapter 4. Social security and welfare	565.2	1356.5	7380.2	21409.1	31279.0	16804.1	21933.3	29248.5
Chapter 5. Physical training and juvenile and women affairs	9.3	48.8	401.4	863.7	498.2	648.0	960.6	835.4
Chapter 6. Urban development	13.1	73.9	690.8	2103.3	1252.1	3498.5	3691.8	2421.1
Chapter 7. Rural development and reconstruction	7.4	47.9	1341.1	2267.7	40.3	44.5	54.2	104.6
Chapter 8. Housing	21.5	90.0	484.0	635.5	311.9	1168.0	795.2	489.8
Chapter 9. Environmental protection	3.3	8.8	75.5	172.3	73.9	144.5	280.9	257.7
Chapter 10. Multi-purpose regional development operations	4.2	19.5	170.7	272.5	93.7	2452.2	3801.0	3283.2
Chapter 11. Technical and vocational training	60.1	184.8	1.1	1933.3	1260.7	1052.8	1608.2	1501.0
Chapter 12. Higher education	78.4	329.3	2092.8	4182.9	4769.4	3846.8	4561.2	4292.4
Chapter 13. Research ⁽³⁾	0.0	0.0	693.3	1689.8	1879.5	2507.3	3713.3	3939.5

1. Including payments from general and special revenues.

2. This chapter has been created from incorporation of research plan and all development chapters since 1375.

3. Including 117 and 112.5 billion rials for the years 1382 and 1383 respectively related to cooperative sector.

Source: Management and Planning Organization.

**18. 10. GOVERNMENT PUBLIC BUDGET ACTUAL PAYMENTS⁽¹⁾ ON ECONOMIC AFFAIRS
BY CHAPTER** (bln rials)

Description	1365	1370	1375	1379
Total	597.3	1954.3	12108.9	13589.4
Chapter 1. Agriculture	109.2	312.3	1356.7	2950.8
Chapter 2. Water	55.6	428.1	2045.8	3670.0
Chapter 3. Electricity	67.4	103.7	1051.6	459.1
Chapter 4. Manufacturing	105.0	241.5	401.4	425.9
Chapter 5. Oil	47.8	131.9	2821.8	59.7
Chapter 6. Gas	24.1	2.5	882.4	0.0
Chapter 7. Mining	22.3	98.3	173.5	361.6
Chapter 8. Commerce	15.3	51.3	227.3	464.5
Chapter 9. Roads and transportation	135.6	561.1	2561.3	4122.4
Chapter 10. Post and telecommunications	14.6	19.1	314.1	69.6
Chapter 11. Tourism	0.3	4.6	273.0	129.3
Chapter 12. Nuclear science & technology	000	000	000	876.4
Chapter 13. Natural resources	000	000	000	000
Description	1380*	1381	1382	1383
Total	10426.2	22854.3	34703.1	30993.0
Chapter 1. Agriculture	986.7	1651.7	2177.7	2157.7
Chapter 2. Water	2603.4	6922.9	10141.6	9464.3
Chapter 3. Electricity	451.9	2289.5	3604.5	3016.8
Chapter 4. Manufacturing	275.0	910.9	2194.4	1970.6
Chapter 5. Oil	59.8	97.9	103.2	61.6
Chapter 6. Gas	188.8	196.7	214.6	123.1
Chapter 7. Mining	259.3	654.1	1836.4	974.6
Chapter 8. Commerce	614.7	691	753.2	849.4
Chapter 9. Roads and transportation	3864.4	6595.8	10415.3	9981.8
Chapter 10. Post and telecommunications	42.5	70.1	135.6	141
Chapter 11. Tourism	52.7	61.7	72.0	95.3
Chapter 12. Nuclear science & technology	1000.3	2027.8	2195.9	1365.4
Chapter 13. Natural resources	26.7	684.0	858.5	791.5

1. Including payments from general and special revenues.

2. Chapter 13 has been detached from chapter 1 since 1380.

Source: Management and Planning Organization.

18. 11. ACTUAL EXPENDITURE (CURRENT) CREDITS FROM GENERAL REVENUES FOR EXECUTIVE AGENCIES OF OSTANS BY OSTAN

(mln rials)

Description	1375	1380	1385	1386	1387	1388	1389	1390
Total country	8707354	29671043	107109079	107670234	(1)25925800	(1)34223690	(1)37324871	(1)43401164
East Azarbayejan.....	434138	1432138	4883077	4923095	1081102	1441598	1583109	1800388
West Azarbayejan	336863	1087143	4014690	3952510	1011174	1348920	1432087	1710524
Ardebil	172046	601972	2112813	2129589	547942	727479	771317	864107
Esfahan.....	573582	2089697	7007798	6936110	1369090	1866020	2067982	2339030
Alborz	×	×	×	×	×	×	×	786524
Ilam	118056	380244	1388644	1505427	502924	604488	651801	776133
Bushehr	152076	499739	1914354	1850932	689369	925770	976236	1152397
Tehran	^{3,2)} 1251181	(3810838	14033801	13938770	2429329	3190609	3609787	3667396
Chaharmahal&Bakhtiari	153908	482739	1771768	1768627	472534	606496	714341	786064
South Khorasan	⁽⁴⁾ 000	⁽⁴⁾ 000	1225517	1369718	472252	624392	677266	791427
Khorasan-e-Razavi.....	⁽⁴⁾ 866100	⁽⁴⁾ 2931108	8853501	8706026	1623711	2185091	2355706	2778986
North Khorasan	⁽⁴⁾ 000	⁽⁴⁾ 000	1493798	1473435	406249	534273	572358	692109
Khuzestan.....	494381	1694277	6191088	6428359	1597593	2056252	2243185	2464023
Zanjan	157798	453143	1628410	1664977	500822	636160	722849	863139
Semnan.....	115884	359282	1190152	1181917	470667	625151	713881	851898
Sistan&Baluchestan	221946	726771	2963801	2925839	926072	1199951	1260936	1390685
Fars.....	619941	2120244	7241533	7012191	1497242	2018738	2174130	2503420
Qazvin	⁽²⁾ 000	401178	1692085	1645720	472702	593306	668062	762468
Qom.....	⁽³⁾ 000	415061	1452694	1605917	330818	429022	466166	587598
Kordestan	205060	722502	2479786	2532950	649649	837942	914235	1053592
Kerman.....	379651	1289515	4190334	4447834	1072082	1459394	1588901	1732829
Kermanshah	262989	933050	3458882	3460359	897340	1151687	1222458	1421239
Kohgiluyeh&Boyerahmad	132202	431405	1488580	1665455	455239	685783	729852	802383
Golestan	⁽⁵⁾ 000	803761	2542191	2571365	718122	922888	1025101	1268851
Gilan.....	385281	1169638	4416059	4426810	1181122	1528978	1606901	1894149
Lorestan.....	254331	821691	3052441	3082101	689803	933311	975014	1139951
Mazandaran.....	⁽⁵⁾ 670430	1392246	5195982	5244793	1264357	1679467	1891879	2180529
Markazi	198168	711239	2092736	2090584	564180	757590	885330	957973
Hormozgan.....	152717	554375	2373687	2174994	797369	982868	1032675	1226592
Hamedan	239594	794849	2770447	2961946	669425	905615	931787	1156951
Yazd	159029	561201	1988430	1991884	565520	764454	859537	997809

1. Expenditure credits for the Ministry of Education and Martyr and Devotees Affairs Foundation are national and excluded from Ostans' expenditure credits

2. Data for Qazvin Ostan are included with Tehran for the year 1375.

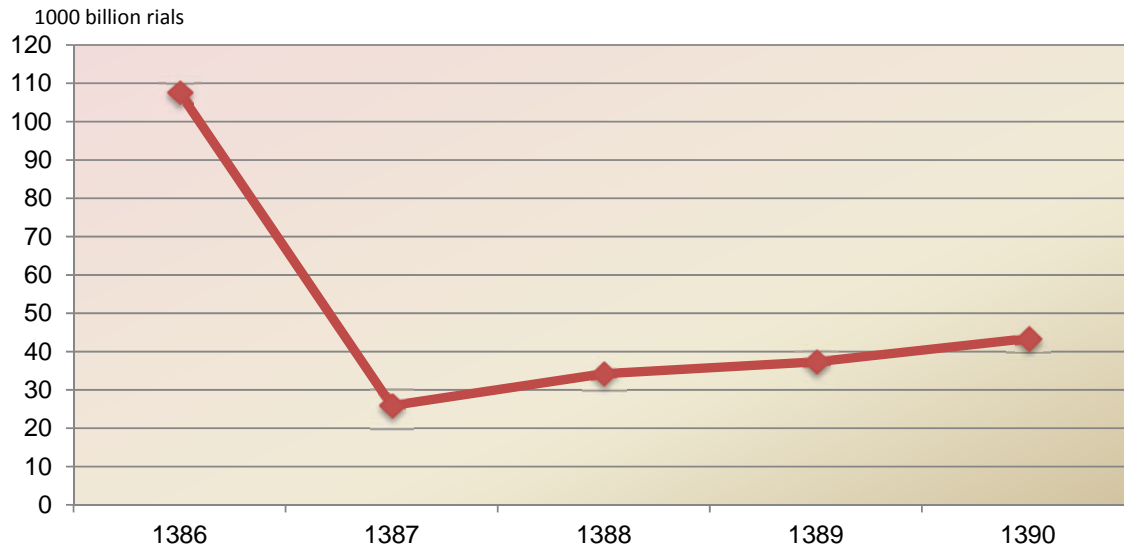
3. Data for Qom Ostan are included with Tehran for the year 1375.

4. Data for North Khorasan and South Khorasan Ostans are included with Khorasan-e-Razavi for the years 1375 and 1380.

5. Data for Golestan are included with Mazandaran for the year 1375

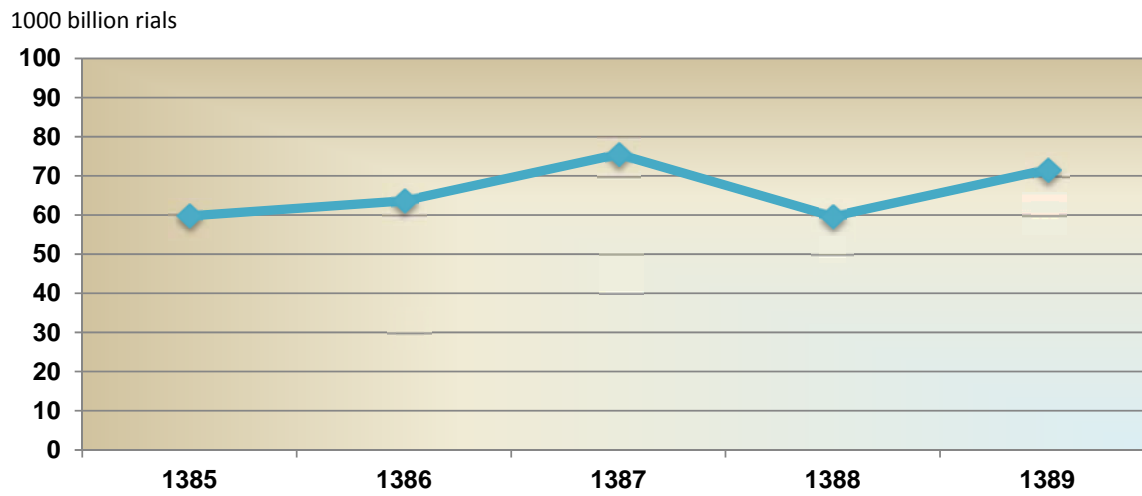
Sources: Management and Planning Organization.

18.2. ACTUAL EXPENDITURE CREDITS OF OSTANS



For data see Table 18.11.

18.3. OSTAN'S PROVISION-OF-CAPITAL-ASSETS CREDITS



For data see Table 18.12.

18.12. OSTANS PROVISION-OF-CAPITAL-ASSETS (DEVELOPMENT) CREDITS BY AFFAIRS
(mln rials)

Description	1370	1375	1380	1385	1386	1387	1388	1389
Primary approved figures								
Total	535557	2467225	7234570	000	86837717	91467877	76512340	88739757
General affairs	9556	74000	179108	000	2119851	2764276	2733505	4105635
Social affairs	326162	1807397	4950914	000	16841804	21936211	18007576	24573493
Economic affairs.....	199839	585828	2104548	000	67876057	66767390	55771259	60060629
Amended approved figures								
Total	535557	2489473	000	000	86837717	91467877	76512340	88739757
General affairs	9556	75000	000	000	2119851	2764276	2733505	4105635
Social affairs	326162	1821237	000	000	16841804	21936211	18007576	24573493
Economic affairs	199839	593236	000	000	67876057	66767390	55771259	60060629
Actual and realized								
Total	⁽¹⁾ 876034	4018290	⁽¹⁾ 9752387	59774820	63627964	75550383	59667140	71643969
General affairs	37282	118202	309132	1720216	1846241	2476068	2078328	3637254
Social affairs	552218	3127719	6438275	12260541	12783543	17564808	13845525	17614736
Economic affairs.....	286406	772370	3004885	45794063	48998180	55509507	43743287	50391979

1. Including 128 and 95 million rials for the years 1370 and 1380 respectively appropriated to national defence affairs.
Sources: Management and Planning Organization.

18.13 OSTANS ACTUAL PROVISION-OF-CAPITAL-ASSETS (DEVELOPMENT) CREDITSFOR
GENERAL AFFAIRS FROM GENERAL REVENUE BY CHAPTER (mln rials)

Description	1370	1375	1380	1381	1382	1383
Total	37282	118202	309132	636287	779033	1014792
Chapter 1. Adjusting relations between the three Powers	0	0	0	3007	0	0
Chapter 2. Legislation	0	0	0	0	0	0
Chapter 3. Administration of public affairs	0	0	1040	0	8300	2092
Chapter 4. Administration of judiciary, land register and public endowments affairs	0	0	0	0	178	659
Chapter 5. Domestic policies implementation	49	0	0	5011	200	830
Chapter 6. Law enforcement and internal security	0	250	0	1375	5280	106599
Chapter 7. Administration of foreign affairs	0	0	0	0	0	0
Chapter 8. Administration of financial affairs	20	203	1007	1300	659	0
Chapter 9. Statistics and general technical services	321	8996	38366	42060	85675	91317
Chapter 10. Information and mass communications	133	7420	6780	11369	10828	42127
Chapter 11. Public buildings and installations	36742	101333	261938	572065	667913	771168
Chapter 12. Administration of work force affairs	18	0	0	100	0	0

Source: Management and Planning Organization.

18. 14. OSTANS' ACTUAL PROVISION-OF-CAPITAL-ASSETS (DEVELOPMENT) CREDITS FOR GENERAL AFFAIRS BY CHAPTER (mln rials)

Description	1384	1385	1386	1387	1388	1389
Total	1111164	1720216	1846241	⁽¹⁾2476068	2078328	3637254
Chapter 1. Administration of public affairs	516953	791955	852342	1329002	1078531	1785984
Chapter 2. Judiciary affairs	239183	583173	588876	708117	486915	674310
Chapter 3. Financial, technical and management affairs ..	277473	320510	310194	369482	361467	404635
Chapter 4. Fundamental researches	51605	8	1600	16097	53230	90985
Chapter 5. Defence	110	1100	10332	7828	35166	493256
Chapter 6. Law enforcement and public security	25840	23470	82897	45342	63019	188084

Source: Presidency, Vice Presidency for Strategic Planning and Supervision.

18. 15. OSTANS' ACTUAL PROVISION-OF-CAPITAL-ASSETS (DEVELOPMENT) CREDITS FOR SOCIAL AFFAIRS BY CHAPTER (mln rials)

Description	1370	1375	1380	1381	1382	1383
Total	552218	3127719	6438275	9217794	12974782	⁽¹⁾12139172
Chapter 1. Public education and training	238286	798877	1336438	1897690	2363877	2039966
Chapter 2. Culture and arts	7637	110054	372630	597127	779381	586139
Chapter 3. Health, medical care and nutrition.....	103830	111526	349587	348181	507472	824350
Chapter 4. Social security and welfare	7115	28545	21642	42404	65874	180188
Chapter 5. Physical training and juvenile affairs	21218	106908	376416	749452	950361	689736
Chapter 6. Urban development	44216	387338	1081524	1439918	3438467	2966905
Chapter 7. Rural development and reconstruction .	22007	1160652	2246676	3247493	3563485	3021675
Chapter 8. Housing	72344	295637	136857	193730	272361	703301
Chapter 9. Environmental protection	328	26224	54295	51304	69120	54132
Chapter 10. Multi-purpose regional development operations	16070	91656	202401	315235	333374	354087
Chapter 11. Technical and vocational training	17300	1087	241151	292165	517972	406057
Chapter 12. Higher education	1867	8765	16502	41991	45191	214418
Chapter 13. Research ⁽²⁾	000	449	2155	1104	67847	91186

1. Including 7032 million rials related to cooperative sector included with the total.

2. This chapter has been created from incorporation of research plan and all development chapters since 1375.

Source: Management and Planning Organization.

**18. 16. OSTANS ACTUAL PROVISION-OF-CAPITAL-ASSETS (DEVELOPMENT) CREDITS
FOR SOCIAL AFFAIRS BY CHAPTER** (mln rials)

Description	1384	1385	1386	1387	1388	1389
Total	7382477	12260541	12783543	17564808	13845525	17614736
Chapter 1. Public education and training	4063701	5812775	5870104	6719711	5771681	6495774
Chapter 2. Culture and arts, mass media and tourism.....	1649385	2983812	3080338	5273161	3945273	5586595
Chapter 3. Health, medical care and nutrition.....	202756	519795	602262	1122568	920100	1585854
Chapter 4. Social security and welfare.....	475342	699638	833087	1617689	1161199	1375914
Chapter 5. Physical training	991293	2244521	2397752	2831679	2047272	2570599

Source: Presidency, Vice Presidency for Strategic Planning and Supervision.

**18. 17. OSTANS ACTUAL PROVISION-OF-CAPITAL-ASSETS (DEVELOPMENT) CREDITS
FOR ECONOMIC AFFAIRS FROM GENERAL REVENUES BY CHAPTER** (mln rials)

Description	1370	1375	1380	1381	1382	1383
Total	286406	772370	3004885	5069863	6849013	8305755
Chapter 1. Agriculture and natural resources.....	60399	272222	1119949	1564134	1778150	⁽¹⁾ 1845876
Chapter 2. Water	41564	189473	857940	1495655	1808074	1649848
Chapter 3. Electricity	35977	430	792	16612	180	0
Chapter 4. Manufacturing	3914	14611	109326	207667	293357	402047
Chapter 5. Oil	0	0	0	200	0	0
Chapter 6. Gas	0	0	309	150	98	2500
Chapter 7. Mining	839	2798	17741	27620	40534	41647
Chapter 8. Commerce	2014	9710	14335	31781	53220	99028
Chapter 9. Roads and transportation	137204	261666	708309	1436379	2465181	3867308
Chapter 10. Post and telecommunications ...	3597	20068	38280	35773	42564	33785
Chapter 11. Tourism	897	1391	137904	253892	367655	363716

1. Including 746273 million rials related to natural resources included with the Chapter 1.

Source: Management and Planning Organization.

**18. 18. OSTANS ACTUAL PROVISION-OF-CAPITAL-ASSETS (DEVELOPMENT) CREDITS
FOR ECONOMIC AFFAIRS BY CHAPTER**

(mln rials)

Description	1384	1385	1386	1387	1388	1389
Total	22054806	45794063	48998180	55509507	43743287	50391979
Chapter 1. Agriculture and natural resources	2959141	3872461	4189396	8166909	7491349	5521062
Chapter 2. Water resources	2520871	9946784	14825826	8909033	6848688	6052195
Chapter 3. Manufacturing and mining.....	1591050	1556218	1643267	2589335	2025499	2776959
Chapter 4. Environment	91129	155822	198647	284835	323803	338058
Chapter 5. Commerce and cooperation	418529	261682	338298	406761	387516	593510
Chapter 6. Energy	366717	1787769	2305567	5235961	765215	2552579
Chapter 7. Transportation	5973791	11528368	9869538	10386550	8288918	10449762
Chapter 8. Communications and IT	81549	125569	163771	175669	132097	192652
Chapter 9. Housing and urban development	8052029	16559390	15463870	19354454	17480202	21915201

Source: Presidency. Vice Presidency for Strategic Planning and Supervision

18. 19. OSTANS ACTUAL PROVISION-OF-CAPITAL-ASSETS (DEVELOPMENT) CREDITS
(mln rials)

Description	1370	1375	1380	1385	1386	1387	1388	1389
Total country	876034	4018290	9752387	59774827	63627973	75550380	59667140	71643969
East Azarbayejan.....	⁽¹⁾ 54279	202899	428422	2122917	2205259	2852377	2820012	3015188
West Azarbayejan	34813	161617	290149	2601050	2708742	2127565	1632296	2223466
Ardebil	⁽¹⁾ 000	114217	285985	1432360	1525166	1297871	785453	1081058
Esfahan	30372	150489	499145	1787512	2204323	3151600	3126546	3222461
Aborz.....	×	×	×	×	×	×	×	×
Ilam	40988	74538	196351	1516518	1470189	1251996	1027657	948108
Bushehr	24428	77506	299966	2351112	2088389	3097977	2292943	2784057
Tehran	⁽²⁾ 37757	^(3,2) 238362	611898	2340724	3487128	3653141	3948629	4617636
Chaharmahal&Bakhtiyari ...	17182	73577	195294	1196965	1039943	1210956	824761	994124
South Khorasan ⁽⁴⁾	⁽⁴⁾ 000	⁽⁴⁾ 000	⁽⁴⁾ 000	992871	1238614	1286948	680443	1343425
Khorasan-e-Razavi ⁽⁴⁾	⁽⁴⁾ 54463	⁽⁴⁾ 291848	⁽⁴⁾ 814354	3468482	3800225	2861588	3219278	911808
North Khorasan ⁽⁴⁾	⁽⁴⁾ 000	⁽⁴⁾ 000	⁽⁴⁾ 000	977651	1035435	1074205	720108	5062549
Khuzestan	95685	619869	1001540	7760732	6893677	9544431	7524183	8223956
Zanjan	⁽⁵⁾ 41298	104413	166392	1215392	1195535	1099071	898856	1046535
Semnan.....	12228	47349	134584	881861	1113143	1098234	1068280	1047884
Sistan&Baluchestan	46588	207162	440900	2591709	3395541	2801999	2172017	2651341
Fars	48066	237275	585623	2992520	3421788	3606946	4168413	4599798
Qazvin	⁽⁵⁾ 000	⁽³⁾ 000	160343	920248	950280	1094611	1263301	1018310
Qom	⁽²⁾ 000	⁽²⁾ 000	129194	795943	1300588	1221359	921683	1329505
Kordestan	39446	111255	287997	1759090	1698139	1621690	1770905	2675163
Kerman	29165	153569	435011	2886779	3364126	6453971	3596593	3742035
Kermanshah	55764	199089	429397	2706040	2183154	2143486	2010370	2324101
Kohgiluyeh&Boyerahmad ..	16880	87119	198903	1284244	1349417	1680477	1127516	1437436
Golestan	⁽⁶⁾ 000	⁽⁶⁾ 000	336440	1669249	1598349	1441138	1100339	1313777
Gilan.....	56947	134979	319263	1656871	1906692	3464759	1365952	1766210
Lorestan.....	29426	114426	294194	2082484	1627103	2250124	1578142	2560695
Mazandaran.....	⁽⁶⁾ 35279	⁽⁶⁾ 264544	353228	1678687	2005387	3925326	1646980	1775184
Markazi	15560	74035	280878	1231450	1281679	1739093	1330583	1783398
Hormozgan.....	26845	137291	289086	2164438	2446170	2911810	2181544	2363964
Hamedan	20882	87269	173450	1421354	1590294	1957171	1393475	2165970
Yazd	11695	53594	114399	1287571	1503482	1628460	1469883	1614827

1. As data for East Azarbayejan and Ardebil for the year 1370 are not available separately, related data are included with East Azarbayejan.

2. Data for Qom Ostan are included with Tehran for the years 1370 and 1375.

3. Statistics for Qazvin Ostan are included with Zanjan Ostan for the year 1370 and with Tehran for the year 1375.

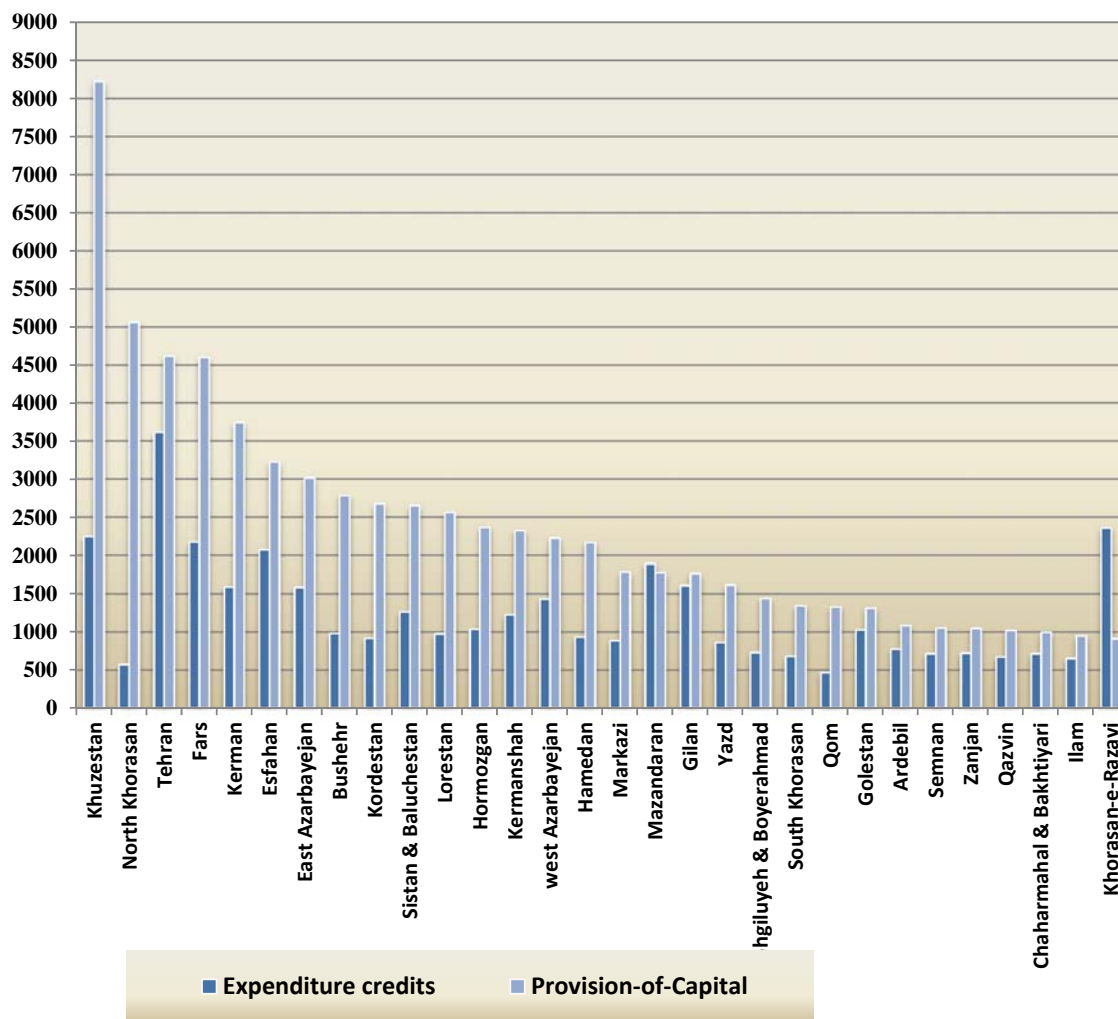
4. Data for South Khorasan and North Khorasan Ostans are included with Khorasan-e-Razav Ostan.

Source: Management and Planning Organization.

-Presidency, Vice Presidency for Strategic Planning and Supervision.

18.4. ACTUAL EXPENDITURE CREDITS AND OSPAN'S PROVISION-OF-CAPITAL ASSETS CREDITS, THE YEAR 1389

Billion rials



For data see Tables 18.11 and 18.19.

18. 20. SUMMARY OF THE PRIMARY APPROVED BUDGET OF PUBLIC CORPORATIONS⁽¹⁾
(bln rials)

Description	1375	1380	1385	1387	1388	1389	1390	1391
Receipts	78758.6	265247.9	1226633.2	1806461.7	1739764.4	2319998.2	3319142.2	3896013. 7
Operating revenues	42216.2	159058.7	898454.1	1165760.1	1077848.0	1613869.8	2419094.7	2811248. 9
From current appropriations	1626.4	1888.6	4170.0	6380.2	7005.3	9125.2	6660.9	9293. 4
From development appropriations	9421.1	6793.9	41159.3	62663.3	79198.5	82457.2	78278.9	101681. 3
Domestic loans	13459.0	29969.1	52114.5	148340.2	143626.0	147550.6	212134.6	425146. 4
Foreign loans	1012.6	30562.6	134162.1	166781.7	129217.2	180666.4	279590.6	179956. 2
Utilization of current assets	2764.5	3219.2	25250.8	32882.3	25941.0	20084.5	11845.8	14129. 1
Other receipts	8258.8	33755.6	71322.2	223653.9	276928.5	266244.5	311536.5	354558. 4
Payments	78758.6	265247.9	1226633.2	²⁾ 1806461.7	²⁾ 1739764.4	²⁾ 2319998.2	²⁾ 3319142.2	⁽²⁾ 3896013. 7
Current operations expenditures	43626.7	133175.7	788607.4	953068.0	952109.7	1477125.1	2238361.3	2629559. 4
Government's share from dividends of profit-making institutes.....	0.0	0.0	0.0	0.0	0.0	0.0	0.0	0. 0
Taxes paid by public corporations	1288.3	1022.5	33095.2	48239.8	34687.0	16077.8	22655.6	18314. 0
Dividends of public corporations	266.4	837.0	28140.6	66144.1	45324.8	15280.8	26118.8	22993. 2
Repayment of domestic loans.....	10414.7	22671.3	37733.4	52509.8	68152.0	68124.9	91181.1	112854. 6
Repayment of foreign loans.....	2913.9	5494.8	64070.6	73777.5	61108.6	60741.8	72659.1	47334. 3
Managed funds	0.0	0.0	0.0	1420.0	1803.5	2820.0	1100.0	1250. 0
Other profit distribution accounts (except for the provision of reserves)	15.6	34.8	1013.3	27.2	17319.0	318.9	470.1	943. 6
Repayment of deposits, debts and other payments...	0.0	10658.9	23886.0	94219.5	36457.2	82177.6	119781.8	145554. 1
Capital expenditures	22530.8	96934.1	308546.6	547663.8	594160.6	647759.6	788441.7	951751. 6
Increase in current assets..	1443.6	4561.6	6968.3	22739.1	8413.2	7269.2	14808.1	36976. 5
Less: Depreciation reserves included in current expenditures	3741.6	10142.7	65428.1	74595.9	81231.6	75473.9	78541.9	86604. 3

1. Comprising institutions, public corporations and insurance companies included in the nation's Total Budget Law in the mentioned years.

2. The amounts of 21248.7, 1459.6, 17776.5, 22106.5, and 15086.7 billion rials for the years 1387, 1388, 1389, 1390, and 1391 are related to the 40 percent of the special interest included in the total.

Sources: Management and Planning Organization;

- Presidency. Vice Presidency for Strategic Planning and Supervision

18. 21. SUMMARY OF THE PRIMARY APPROVED BUDGET OF BANKS⁽¹⁾ (bln rials)

Description	1375	1380	1385	1387	1388	1389	1390	1391
Receipts	8384.3	28317.2	122513.4	196267.7	214853.9	168180.0	194275.9	275074.3
Joint	7702.3	26501.8	122513.4	194512.6	214253.9	167110.0	193375.9	274224.3
Non-joint	0.0	0.0	0.0	0.0	0.0	0.0	0.0	0.0
From development appropriations.....	0.0	0.0	0.0	0.0	0.0	0.0	0.0	0.0
Domestic loans	0.0	0.0	0.0	0.0	0.0	0.0	0.0	0.0
Foreign loans	0.0	0.0	0.0	0.0	0.0	0.0	0.0	0.0
Utilization of current assets	682	985.1	0.0	1309.1	0.0	0.0	0.0	0.0
Other receipts	0.0	830.4	0.0	446.0	600.0	1070.0	900.0	850.0
Payments	8384.3	28317.2	122513.4	(2)196267.7	(2)214853.7	(2)168180	(2)194275.9	275074.3
Operating expenditures	7392.8	25738.5	107140	175484.8	192803.2	150279.7	168545.6	232206.4
Non-operating expenditures	0.0	0.0	0.0	0.0	0.0	0.0	0.0	0.0
Taxes	176.8	85.7	3615.9	4653.9	5369.4	4185.5	6182.5	10504.5
Dividends(governments share).....	84.6	32.0	4199.5	2071.4	417.7	184.0	224.0	239.3
Repayment of domestic loans	0.0	0.0	0.0	0.0	0.0	0.0	0.0	0.0
Repayment of foreign loans.....	0.0	0.0	0.0	0.0	0.0	0.0	0.0	0.0
Repayment of deposits, debts and other payments	0.0	0.0	0.0	0.0	0.0	0.0	0.0	0.0
Other profit distribution accounts (except for the provision of reserves).....	0.0	0.7	193.2	0.0	69.2	67.6	43.5	73.5
Capital expenditures	1112.8	3266.5	6872.6	9585.7	9167.1	8820.3	7666.9	5982.6
Increase in current assets.....	0.0	346.9	5969.1	1331.8	2419.4	873.0	3610.9	11359.8
Less: Depreciation reserves included in current expenditures.	382.7	1153.2	5476.9	4471.0	3972.4	2962.3	1930.0	2099.0

1. Including Central Bank and other banks.

2. The amounts of 7611.1, 8580.3, 6732.1, 9932.5, and 16807.2 billion rials for the years 1387, 1388, 1389, 1390, and 1391 are related to the 40 percent of the special interest included in the total.

Sources: Management and Planning Organization;

- Presidency. Vice Presidency for Strategic Planning and Supervision

**18. 22. SUMMARY OF THE PRIMARY APPROVED BUDGET OF THE GOVERNMENT
AFFILIATED FOR- PROFIT ENTERPRISES⁽¹⁾**
(bln rials)

Description	1375	1380	1385	1387	1388	1389	1390	1391
Receipts	1935.7	6861.3	23691.0	29296.0	34129.7	37060.3	37238.1	40677.4
Main revenues	1436.5	6048.8	15978.7	20470.3	22624.9	23539.6	24139.90	27400.5
Miscellaneous revenues	0.0	0.0	0.0	0.0	0.0	0.0	0.0	0.0
From development appropriations ...	96.0	32.5	0.0	0.0	20.0	0.0	11.1	10.8
Domestic loans	50.0	40.0	2746.0	1916.0	1580.0	3975.0	4040.0	4980.0
Foreign loans	0.0	0.0	3000.0	1700.0	1700.0	1000.0	1000.0	0.0
Utilization of current assets	147.8	0.0	0.0	0.0	0.0	0.0	0.0	0.0
Other receipts	205.5	740.0	1966.3	5209.7	8204.8	8533.2	8047.0	8286.1
Payments.....	1935.7	6861.3	23691.0	29296.0	⁽²⁾ 34129.7	⁽²⁾ 37060.3	⁽²⁾ 37238.1	⁽²⁾ 40677.4
Producing expenditures	1240.6	5645.0	15978.7	20470.2	22546.0	23533.6	24139.9	27400.2
Non-producing expenditures	0.0	0.0	0.0	0.0	0.0	0.0	0.0	0.0
Taxes	0.0	0.0	0.0	0.0	0.0	0.0	0.0	0.0
Dividends (share of government and	0.0	0.0	0.0	0.0	0.0	0.0	0.0	0.0
Repayment of domestic loans	14.7	40.0	1060.0	1410.0	580.0	900.0	2276.0	0.0
Repayment of foreign loans.....	0.0	0.0	0.0	0.0	0.0	0.0	0.0	0.0
Other profit distribution accounts (except for the provision of reserves)	0.0	0.0	0.0	100.0	400.0	300.0	0.0	300.0
Repayment of deposits, debts and other payments	0.0	332.8	755.3	1157.4	1980.7	785.0	2390.0	1800.0
Capital expenditures	676.3	1921.6	8480.8	9831.3	12543.7	15858.7	13240.2	17055.5
Increase in current assets	92.5	0.0	47.4	0.0	1.2	0.0	.00	0.0
Less: Depreciation reserves included in current expenditures	88.4	1078.1	2631.3	3672.9	3953.5	4319.3	5108.1	5878.5

1. Including "Defence Industries Organization", "Ports and Shipping Organization" and other institutions included in the nation Total Budget Law for the mentioned years.

2. The amounts of 31.7, 2.3 and 300.1 billion rials for the years 1388, 1389 and 1390 respectively are related to the 40 percent of special interest included in the total.

Sources: Management and Planning Organization;

-Presidency. Vice Presidency for Strategic Planning and Supervision