

15

Education



Introduction

Statistical data presented in this chapter comprise literacy status in various censuses, and reflects the country's formal education at general and higher levels, and non-formal technical and vocational training.

Formal education is divided into general and higher education:

General education, including primary, lower secondary, upper secondary and technical and vocational training, is under supervision of the Ministry of Education.

High (secondary) school graduates, after getting diploma and passing a pre-university course and the university entrance exam may start their higher education which leads to the following degrees: associates', bachelors', masters', Ph.D, and postdoctoral.

It should be noted that in addition to the universities and higher education institutes affiliated to the Ministry of Science, Research and Technology, Islamic Azad University independently admits student and offers educational services on higher levels.

The first official statistical yearbook of the Ministry of Culture was published in the year 1297 and included statistics on primary, secondary and higher education. In the second statistical yearbook of the Ministry of Culture published in the year 1305, statistics for school children and higher education students were presented comparatively for three

academic years of 1301-1302, 1302-1303 and 1303-1304. These statistics have been produced on a yearly basis since in the year 1305. Since the year 1343, statistics for school children have been published by the Ministry of Education.

Activities for adult literacy training which began in the year 1334 has continued after the victory of the Islamic Revolution by the Literacy Movement Organization, founded in the year 1358. The Organization, from its very establishment has regularly produced and presented statistics on its activities. The educational system of this organization has changed since the year 1390.

At present, the Ministry of Science, Research and Technology, and Islamic Azad University provide data on higher education.

The statistical information provided by the Ministry of Science, Research and Technology covers all the higher education institutes under the Ministry itself and those affiliated to other ministries and government organizations such as Ministry of Education, Ministry of Health and Medical Education, Ministry of Oil, Physical Education Organization, etc. The certificates issued by these institutes are approved by the Ministry of Science, Research and Technology. Islamic Azad University also collects and presents its own statistical information separately.

Furthermore, data on the Technical and Vocational Training Organization have been a part of this

chapter since the year 1375. The Organization was established in the year 1359 by merging apprenticeship funds with vocational training centres and apprenticeship centres which were formerly responsible for vocational and technical training. The Organization started its activities under the supervision of the Ministry of Cooperatives, Labour and Social Affairs.

Moreover, the SCI provides general information on literacy and educational attainment, as well as comparative changes, through the decennial National Population and Housing Censuses.

It should be mentioned that the Population and Housing Census used to be carried out every 10 years till the year 1385, but according to the government approval, it will be conducted every 5 years since then.

Notes:

1. Figures for teaching and clerical staff include government workers assigned to non-government schools.
2. Figures related to the number of schools at different educational levels do not necessarily indicate the number of buildings allocated to the educational levels. For example, if during the academic year, a building is used by both primary and lower secondary courses, but at different times of the day, the building would be considered twice in statistics. This also applies to the number of classes held at different educational levels.

Definitions and concepts

Literate: based on the 1390 Population and Housing Census, all individuals who can read and write a simple text in Farsi or any other language, whether having or not having an official certificate are considered literate. All individuals who had the certificate of the first year primary school in the 1345 National Census of Population and Housing; all the first year primary school beginners and learners of the Adult education and literacy campaign in the 1355 National Census of Population and Housing; all the first year primary school beginners and learners of the Adult Literacy Movement in the 1365, 1375, and 1385 National Population and Housing Censuses, and in the 1370 Multi-round Population Survey were enumerated as literate. Literacy has been enquired in the 1335 National Population Census for individuals aged 10 and over, in the 1345 National Census of

Population for individuals aged 7 and over and in the 1355, 1365, 1375, and 1385 National Censuses and 1370 Multi-round Population Survey for individuals aged 6 and over.

Urban and rural areas and settled population: see Chapter 2, Definitions and concepts.

Education: learning under formal education programme in Iran or abroad. Thus, learning in non-formal educational sectors (study in private language schools or by private tutor) is not considered as education.

Teaching and clerical staff of teaching units (Education): teaching staff comprise teachers, principal-teachers, and physical educators, and clerical staff consist of lab and workshop instructors, health workers, extracurricular master, principal, assistant superintendent, librarian, office staff and bookkeeper.

Educational level: a complete educational course which results in receiving an educational degree such as primary, lower secondary, associate, masters, specialized Ph.D, professional and post doctorate.

Student: a person who is studying in one of the educational levels based on the educational regulations.

Special education: education for children and teenagers who are unruly, physically or mentally retarded, and /or suffer from learning disabilities and illness. It encompasses pre-school, primary, lower secondary, upper secondary and technical and vocational training courses.

Primary education: first education period that begins at the age of 6. Students that pass the 5- year primary education will receive a certificate and may enroll in lower secondary schools.

Lower secondary education: a general educational course in which students are instructed immediately after primary school. After passing the a three-year course, the students will receive the lower secondary certificate.

Upper secondary education: a course which the students take after lower secondary course. Its first year is general and in the second year the students, based on the results of their exams continue their education in one of the fields of theoretical (humanities, mathematics and physics, and experimental sciences), technical and vocational or work and knowledge. Students who pass the final

exams receive the upper secondary school diploma.

Pre-university education: a one-year course after completing the upper secondary course during which students may study in one of the three fields of mathematical sciences, empirical sciences or humanities and then take part in the universities entrance exam.

Adult student; is a student who has not had the qualification for in- day education; however, he/she continues his/her study in specified adult schools.

Adults general education: the educational level of this course corresponds with the ordinary lower secondary course and lasts 3 years.

Adults complementary education: education in this course is similar to general or technical and vocational upper secondary education and lasts 4 years.

Literacy movement preliminary course: refers to the first literacy educational course during which the learner will acquire the Persian alphabets and how to use them for making words in order to read and write the Persian simple texts and also learns mathematics for satisfying daily needs.

Literacy movement complementary course: refers to the second literacy educational course during which the learners with preliminary course certificate or its equivalent will acquire essential skills and learn how to interact with others through reading and writing words and sentences or Persian simple texts, reading holy Quran, learning mathematics and increasing general knowledge.

Literacy movement final course: refers to the third literacy educational course during which the learners with educational degree or its equivalent will continue their studies, enhance their knowledge, strengthen previously learned lessons and develop essential skills to enter the fifth grade.

Literacy movement fifth grade: refers to the fourth literacy educational course during which the learners with final educational certificate or its equivalent as the fifth grade pupils at ordinary primary school will acquire essential skills and knowledge based on formulated curriculum and then enter the higher educational grade after completing the course.

Literacy education course: a course for educating an illiterate person with more than 10 years of age who is not able to be educated within the national educational system. This course equals to the third grade of elementary school in the national educational system.

Transition course: a course equals to the fifth grade of elementary school for those who have passed the complementary, final, and literacy movement courses or have passed the third or fourth grades of elementary school but they do not have pertinent qualifications to continue their education in national educational system.

Stabilization course: a course which provides the opportunity of continuation, stability and application of what have been learned for those who have finished the literacy education course and do not tend to continue their education.

Learner covered by literacy Movement Organization: refers to an illiterate and low-literate person aged over 10 who cannot study in formal education system and enrolls in the courses of Literacy Movement Organization.

School-age learners: refers to persons between 7 and 18 years who could not attend the ordinary primary school due to lack of these schools in rural areas or lack of suitable age condition required for such schools. They are taught by the Literacy Movement Organization trainers. The education system for the school-age learners of the Literacy Movement Organization is similar to the primary courses of formal education of the country, including 5 grades.

Learner completing the course: refers to the learner who successfully passed the final exams of the course.

Teacher training education: the holders of the upper secondary diploma are eligible for entering this two-year education, at the end of which they obtain an associate degree.

University student: a person who was admitted in one of the official educational courses of higher education.

Higher education institute: an organization which provides undergraduate and postgraduate courses and awards certificates /diplomas to the graduates.

University: the highest institute of higher education courses which is established by the authorization of the Council for High Education Development and comprises at least three faculties

Full Time Instructor of Higher Education Institute: he/she who is employed based on the specified standards and has to work all his/her working hours in the institute of his/ her working place.

Part Time Teachers of Higher Education Institute: an individual who renders theoretical or operational

educational services for a certain period.

Enrolled Students in Higher Education Institutes: an individual who was admitted and enrolled in one of the higher education institutes, based on the specified standards.

Graduated Students from Higher Education Institutes: an individual who has completed successfully one of the educational fields of the higher education and attained educational degree based on the specified standards.

Technical and Vocational Training Organization Trainees: individuals who attend the training centres of the organization for a certain period to acquire a particular vocation, retraining or upgrading skill.

Technical and Vocational Training Permanent Centres: government places consisting of at least five training workshops with a legal identity and an organizational chart approved by Vice Presidency for Strategic Planning and Supervision (former Management and Planning Organization).

Selected information

Released data from the 1355, 1365, 1375, 1385 and 1390 Censuses indicate that 58.9%, 71.0%, 84.7%, 88.7% and 88.4% of literate population aged six and over were male, while literacy rates for females were 35.5, 52.1, 74.2, 80.3 and 81.1 percent respectively.

During the academic year 1391-92, both in day and adult courses, more than 6 million and 850 thousand persons were studying at primary schools, about 2 million and 134 thousand persons were at lower secondary schools, and more than 3 million and 709 thousand persons were at upper secondary schools. This shows a rise of 20.16 and 10.61 percent in primary and upper secondary, and a decline of 34.43 percent in the lower secondary courses respectively compared to the previous year. The reason for this remarkable change of data compared to the previous year, is the changes occurred in the educational system. Over the same period of the time 48.6, 47.4, and 47.7 percent of the students studying at primary, lower secondary and upper secondary levels respectively were female.

During the same academic year, more than 459000 students were at pre-school that decreased by about 3.4% compared to the previous academic year. The number of special students was more than 73,000, showing a decrease of about 11.2% as compared to the previous academic year.

During the years 1380 to 1388 about 570,000 persons received the certificate from the Literacy Movement Organization for passing the 5-year primary education.

Total number of university students over the academic year 1391-92 was more than 4 million and 435 thousand, indicating a decrease of about 0.52%, compared to the previous year. Out of that number, the share of the Islamic Azad University students was about 35.7 percent.

During the same academic year, percentage of students of university and higher education institutes by degree was about 21.04 percent for associate's, about 65.78 percent for bachelor's, about 10.45 percent for master's and 2.7 percent for professional and specialty doctorate.

Over the academic year 1390-91, out of about 455,000 graduates of governmental universities and higher education institutes, the graduates in technical and engineering courses, humanities, arts, agriculture and veterinary, medicine, and basic sciences accounted for a share of 27.1, 49.0, 5.2, about 5.0, 4.8 and 9.0 percent respectively.

During the same academic year, out of about 255,000 students of the Islamic Azad University, graduates in humanities, technical and engineering courses, basic sciences, agriculture and veterinary, medicine and arts had a share of 41.3, 44.1, 4.9, 4.8, 2.4 and 2.5 percent respectively.

Total number of university graduates during the academic year 1390-91 was about 711,000.

15. 1. LITERATE POPULATION IN URBAN AND RURAL AREAS BY SEX (1000 persons)

Description	Both sexes	Male	Female
<i>Total country</i>			
1335 Census	1911	1454	457
1345 Census	5556	3928	1628
1355 Census	12877	8198	4679
1365 Census ⁽¹⁾	23913	14078	9835
1370 Census ⁽¹⁾	33966	19091	14875
1375 Census ⁽¹⁾	41582	22465	19118
1385 Census ⁽¹⁾	54082	28835	25247
1390 Census⁽¹⁾	57362	30126	27236
<i>Urban areas</i>			
1335 Census	1396	982	414
1345 Census	3833	2442	1390
1355 Census	8628	5145	3483
1365 Census	15507	8765	6742
1370 Census	21725	11903	9822
1375 Census	27857	14861	12996
1385 Census	39096	20625	18471
1390 Census	43048	22358	20690
<i>Rural areas</i>			
1335 Census	514	471	43
1345 Census	1723	1485	238
1355 Census	4249	3053	1196
1365 Census	8371	5287	3084
1370 Census	12128	7114	5014
1375 Census	13661	7565	6096
1385 Census	14939	8183	6756
1390 Census	14287	7752	6534

1. Difference between the total and sum of urban and rural areas is due to the inclusion of literate unsettled Population in the total.

Sources: Ministry of the Interior;
- Statistical Centre of Iran.

15.2. POPULATION AND NUMBER OF LITERATE PEOPLE BY SEX AND AGE
(1000 persons-percent)

Sex and age group	1345 Census			1355 Census		
	Population	Literate	Literacy rate	Population	Literate	Literacy rate
Both sexes	19372	5556	28.7	27113	12877	47.5
6-9 years	2372	⁽¹⁾ 886	⁽¹⁾ 37.4	4110	2943	71.6
10-14 years	3098	1579	51.0	4303	3184	74.0
15-19 years	2181	892	41.0	3600	2196	61.0
20-24 years	1723	546	31.7	2792	1393	49.9
25-29 years	1699	402	23.7	2112	881	41.7
30-34 years	1723	320	18.6	1707	598	35.0
35-39 years	1461	268	18.3	1627	459	28.2
40-44 years	1360	229	16.8	1669	371	22.2
45-49 years	866	148	17.1	1389	284	20.5
50-54 years	767	91	11.9	1329	244	18.4
55-59 years	437	52	11.9	704	129	18.3
60-64 years	691	63	9.1	584	75	12.8
65 years and over	993	80	8.1	1186	120	10.1
Not specified	0	0	××	0	0	××
Male	10023	3928	39.2	13926	8198	58.9
6-9 years	1230	⁽¹⁾ 579	⁽¹⁾ 47.1	2129	1727	81.1
10-14 years	1639	1059	64.6	2259	1937	85.8
15-19 years	1087	595	54.7	1819	1348	74.1
20-24 years	810	380	46.9	1341	880	65.6
25-29 years	825	299	36.2	1010	581	57.5
30-34 years.....	892	249	27.9	842	416	49.4
35-39 years	789	208	26.4	825	338	41.0
40-44 years	761	187	24.6	895	288	32.1
45-49 years	492	124	25.2	751	219	29.2
50-54 years	385	75	19.5	732	196	26.8
55-59 years	229	44	19.2	397	105	26.5
60-64 years	356	56	15.7	301	62	20.6
65 years and over	530	72	13.6	624	100	16.0
Not specified	0	0	××	0	0	××
Female	9348	1628	17.4	13187	4679	35.5
6-9 years	1143	⁽¹⁾ 307	⁽¹⁾ 26.9	1981	1216	61.4
10-14 years	1459	520	35.6	2044	1247	61.0
15-19 years	1094	297	27.2	1782	848	47.6
20-24 years.....	912	166	18.2	1451	512	35.3
25-29 years	874	103	11.8	1101	299	27.2
30-34 years	831	71	8.5	865	182	21.0
35-39 years	672	60	8.9	801	121	15.1
40-44 years	600	41	6.8	773	83	10.7
45-49 years	374	24	6.4	638	65	10.2
50-54 years	383	15	3.9	597	48	8.0
55-59 years	209	8	3.8	307	24	7.8
60-64 years	335	7	2.1	283	14	5.0
65 years and over	463	8	1.7	562	20	3.6
Not specified	0	0	××	0	0	××

15. 2. POPULATION AND NUMBER OF LITERATE PEOPLE BY SEX AND AGE
(continued) **(1000 persons-percent)**

Sex and age group	1365 Census			1370		
	Population	Literate	Literacy rate	Population	Literate	Literacy rate
Both sexes	38709	23913	61.8	45856	33966	74.1
6-9 years	5835	4822	82.6	7195	6635	92.2
10-14 years	5903	5025	85.1	7547	7056	93.5
15-19 years	5192	4073	78.5	5909	5275	89.3
20-24 years	4194	2971	70.8	4947	4128	83.4
25-29 years	3652	2239	61.3	4005	3079	76.9
30-34 years	2928	1570	53.6	3504	2419	69.0
35-39 years	2117	965	45.6	2867	1782	62.2
40-44 years	1655	639	38.6	2038	1094	53.7
45-49 years	1585	482	30.4	1579	733	46.4
50-54 years	1599	380	23.8	1571	572	36.4
55-59 years	1338	283	21.2	1443	434	30.1
60-64 years	1185	227	19.2	1303	318	24.4
65 years and over	1502	226	15.1	1890	418	22.1
Not specified	24	11	45.8	58	23	39.7
Male	19822	14078	71.0	23675	19091	80.6
6-9 years	2981	2621	87.9	3675	3454	94.0
10-14 years	3054	2780	91.0	3902	3746	96.0
15-19 years	2660	2294	86.2	3058	2856	93.4
20-24 years	2104	1725	82.0	2520	2280	90.5
25-29 years	1840	1365	74.2	2012	1737	86.3
30-34 years	1481	1004	67.8	1780	1426	80.1
35-39 years	1044	635	60.8	1462	1099	75.2
40-44 years	834	441	52.9	1028	702	68.3
45-49 years	819	352	43.0	798	489	61.3
50-54 years	857	288	33.6	822	406	49.4
55-59 years	715	214	29.9	793	323	40.7
60-64 years	652	179	27.5	723	241	33.3
65 years and over	768	173	22.5	1066	320	30.0
Not specified	14	7	50.0	36	14	38.9
Female	18887	9835	52.1	22181	14875	67.1
6-9 years	2854	2201	77.1	3520	3181	90.4
10-14 years	2850	2245	78.8	3646	3309	90.8
15-19 years	2532	1778	70.2	2851	2419	84.9
20-24 years	2090	1246	59.6	2427	1848	76.1
25-29 years	1813	874	48.2	1993	1342	67.3
30-34 years	1447	566	39.1	1724	994	57.7
35-39 years	1073	330	30.8	1404	683	48.7
40-44 years	822	198	24.1	1010	392	38.8
45-49 years	766	130	17.0	780	244	31.3
50-54 years	742	91	12.3	750	166	22.1
55-59 years	622	69	11.1	650	111	17.1
60-64 years	533	48	9.0	580	77	13.3
65 years and over	734	53	7.2	824	98	11.9
Not specified	10	4	40.0	22	10	45.5

15. 2. POPULATION AND NUMBER OF LITERATE PEOPLE BY SEX AND AGE
(continued) (1000 persons-percent)

Sex and age group	1375 Census			1385 Census		
	Population	Literate	Literacy rate	Population	Literate	Literacy rate
Both sexes	52295	41582	79.5	63920	54082	84.6
6-9 years	6891	6361	92.3	4397	4049	92.1
10-14 years	9081	8740	96.2	6709	6550	97.6
15-19 years	7116	6718	94.4	8727	8463	97.0
20-24 years	5222	4739	90.8	9011	8680	96.3
25-29 years	4709	4067	86.4	7225	6822	94.4
30-34 years	3980	3222	81.0	5554	5045	90.8
35-39 years	3572	2614	73.2	4921	4239	86.1
40-44 years	2812	1844	65.6	4089	3274	80.1
45-49 years	2013	1127	56.0	3523	2535	72.0
50-54 years	1529	719	47.0	2755	1746	63.4
55-59 years	1367	502	36.7	1888	1021	54.1
60-64 years	1383	375	27.1	1464	641	43.8
65 years and over	2595	538	20.7	3657	1017	27.8
Not specified	26	15	57.7	0	0	××
Male	26534	22465	84.7	32494	28835	88.7
6-9 years	3510	3291	93.8	2250	2076	92.3
10-14 years	4622	4504	97.5	3441	3368	97.9
15-19 years	3580	3444	96.2	4443	4324	97.3
20-24 years	2566	2419	94.3	4512	4375	97.0
25-29 years	2366	2172	91.8	3660	3519	96.2
30-34 years	2013	1779	88.4	2838	2677	94.3
35-39 years	1818	1501	82.6	2512	2308	91.9
40-44 years	1431	1110	77.6	2082	1836	88.2
45-49 years	990	702	70.9	1792	1476	82.4
50-54 years	769	477	62.0	1386	1064	76.8
55-59 years	717	360	50.2	924	645	69.8
60-64 years	754	284	37.7	726	430	59.2
65 years and over	1382	411	29.7	1928	738	38.3
Not specified	15	10	66.7	0	0	××
Female	25761	19118	74.2	31426	25247	80.3
6-9 years	3381	3070	90.8	2147	1974	91.9
10-14 years	4458	4236	95.0	3267	3182	97.4
15-19 years	3536	3274	92.6	4284	4139	96.6
20-24 years	2656	2320	87.4	4500	4305	95.7
25-29 years	2343	1895	80.9	3565	3303	92.7
30-34 years	1967	1443	73.4	2716	2368	87.2
35-39 years	1754	1113	63.5	2410	1931	80.1
40-44 years	1381	735	53.2	2007	1439	71.7
45-49 years	1023	425	41.5	1730	1059	61.2
50-54 years	760	242	31.8	1369	681	49.7
55-59 years	649	142	21.9	964	376	39.0
60-64 years	629	90	14.3	738	211	28.6
65 years and over	1213	127	10.5	1728	279	16.2
Not specified	10	5	50.0	0	0	××

15. 2. POPULATION AND NUMBER OF LITERATE PEOPLE BY SEX AND AGE (continued) (1000 persons-percent)

Sex and age group	1390 Census		
	Population	Literate	Literacy rate
Both sexes	67682	57362	84.8
6-9 years	4437	4079	91.9
10-14 years	5671	5545	97.8
15-19 years	6607	6406	97.0
20-24 years	8414	8065	95.9
25-29 years	8673	8234	94.9
30-34 years	6972	6486	93.0
35-39 years	5571	4948	88.8
40-44 years	4907	4152	84.6
45-49 years	4030	3173	78.7
50-54 years	3527	2432	69.0
55-59 years	2680	1617	60.3
60-64 years	1863	919	49.3
65 years and over	4297	1283	29.9
Not specified	31	23	74.2
Male	34080	30126	88.4
6-9 years	2274	2093	92.0
10-14 years	2888	2827	97.9
15-19 years	3347	3250	97.1
20-24 years	4202	4042	96.2
25-29 years	4355	4152	95.3
30-34 years	3516	3320	94.4
35-39 years	2850	2604	91.4
40-44 years	2486	2232	89.8
45-49 years	2027	1755	86.6
50-54 years	1765	1401	79.4
55-59 years	1327	978	73.7
60-64 years	881	574	65.2
65 years and over	2142	883	41.2
Not specified	20	15	75.0
Female	33602	27236	81.1
6-9 years	2164	1986	91.8
10-14 years	2783	2717	97.6
15-19 years	3260	3156	96.8
20-24 years	4213	4023	95.5
25-29 years	4318	4082	94.5
30-34 years	3456	3166	91.6
35-39 years	2721	2344	86.1
40-44 years	2420	1920	79.3
45-49 years	2003	1418	70.8
50-54 years	1762	1031	58.5
55-59 years	1353	639	47.2
60-64 years	982	344	35.0
65 years and over	2155	400	18.6
Not specified	12	9	75.0

1. In the 1345 Census, information on literacy status was collected for population aged 7 and over.

Source: Statistical Centre of Iran.

**15. 3. NUMBER OF LITERATE PEOPLE AND LITERACY RATE AMONG POPULATION
AGED SIX AND OVER IN URBAN AND RURAL AREAS BY SEX AND OSTAN, 1390
CENSUS**

(1000 persons/ percent)

Ostan	Total								
	Population aged six and over			Literate			Literacy rate		
	Both sexes	Male	Female	Both sexes	Male	Female	Both sexes	Male	Female
Total country	67682	34080	33602	57362	30126	27236	84. 8	88. 4	81. 1
East Azarbayejan.....	3372	1700	1672	2768	1486	1282	82. 1	87. 4	76. 7
West Azarbayejan	2752	1386	1366	2170	1187	983	78. 8	85. 6	71. 9
Ardebil	1127	569	558	910	494	416	80. 8	86. 8	74. 6
Esfahan.....	4451	2256	2195	3907	2047	1860	87. 8	90. 7	84. 8
Alborz	2196	1112	1084	1982	1025	957	90. 2	92. 1	88. 3
Ilam	504	255	249	415	221	194	82. 3	86. 6	78
Bushehr	918	502	416	768	424	344	83. 6	84. 4	82. 7
Tehran	11183	5627	5556	10117	5195	4922	90. 5	92. 3	88. 6
Chaharmahal&Bakhtiyari ...	798	401	397	658	351	307	82. 5	87. 6	77. 4
South Khorasan.....	585	293	292	483	254	229	82. 5	86. 5	78. 4
Khorasan-e-Razavi.....	5335	2662	2673	4605	2381	2224	86. 3	89. 4	83. 2
North Khorasan.....	767	380	387	616	324	291	80. 3	85. 3	75. 3
Khuzestan	4007	2018	1990	3348	1770	1578	83. 5	87. 7	79. 3
Zanjan	915	458	458	754	398	355	82. 4	87. 1	77. 7
Semnan.....	575	291	284	508	264	244	88. 4	90. 8	85. 9
Sistan&Baluchestan	2102	1048	1055	1504	814	690	71. 6	77. 7	65. 4
Fars	4160	2092	2068	3591	1867	1723	86. 3	89. 3	83. 3
Qazvin	1087	551	536	914	483	431	84. 1	87. 7	80. 4
Qom	1027	523	504	889	471	418	86. 6	90	83
Kordestan	1347	676	671	1050	572	478	78	84. 6	71. 3
Kerman	2604	1311	1293	2140	1109	1031	82. 2	84. 6	79. 8
Kermanshah	1772	892	880	1448	773	675	81. 7	86. 6	76. 8
Kohgiluyeh&Boyerahmad ..	581	290	292	476	252	224	81. 9	87	76. 9
Golestan	1575	784	791	1308	688	619	83	87. 8	78. 3
Gilan.....	2308	1143	1164	1945	1012	933	84. 3	88. 5	80. 1
Lorestan.....	1580	794	787	1271	674	598	80. 4	84. 9	76
Mazandaran.....	2834	1421	1413	2428	1268	1161	85. 7	89. 2	82. 1
Markazi	1288	651	637	1080	574	506	83. 8	88. 1	79. 5
Hormozgan.....	1377	700	677	1152	607	545	83. 7	86. 8	80. 5
Hamedan	1598	801	797	1320	698	621	82. 6	87. 1	78
Yazd	954	492	462	838	443	394	87. 8	90	85. 4

15. 3. NUMBER OF LITERATE PEOPLE AND LITERACY RATE AMONG POPULATION AGED SIX AND OVER IN URBAN AND RURAL AREAS BY SEX AND OSTAN, 1390 CENSUS (continued) (1000 persons/ percent)

Ostan	Urban areas								
	Population aged six and over			Literate			Literacy rate		
	Both sexes	Male	Female	Both sexes	Male	Female	Both sexes	Male	Female
Total country	48609	24442	24167	43048	22358	20690	88.6	91.5	85.6
East Azarbayejan.....	2348	1183	1166	2017	1070	947	85.9	90.5	81.2
West Azarbayejan	1739	872	867	1460	781	679	83.9	89.5	78.4
Ardebil	721	365	357	616	330	286	85.4	90.5	80.1
Esfahan.....	3808	1925	1883	3397	1769	1628	89.2	91.9	86.5
Alborz	1990	1005	985	1812	934	878	91.1	92.9	89.2
Ilam	323	163	160	280	147	133	86.8	90.4	83.2
Bushehr	628	344	284	532	289	242	84.6	84	85.3
Tehran	10397	5205	5192	9492	4857	4636	91.3	93.3	89.3
Chaharmahal&Bakhtiyari ...	469	236	233	409	215	193	87.1	91.2	82.9
South Khorasan.....	329	167	162	296	154	141	89.9	92.7	87.1
Khorasan-e-Razavi.....	3859	1929	1930	3463	1778	1685	89.7	92.2	87.3
North Khorasan.....	399	200	199	350	182	167	87.7	91.1	84.2
Khuzestan	2869	1441	1428	2514	1310	1205	87.6	90.9	84.3
Zanjan	575	290	285	503	264	238	87.4	91.2	83.6
Semnan.....	444	223	221	405	208	197	91.3	93.2	89.3
Sistan&Baluchestan	1046	526	519	851	455	397	81.4	86.5	76.3
Fars	2831	1421	1410	2531	1302	1229	89.4	91.6	87.1
Qazvin	796	403	393	690	361	328	86.7	89.7	83.6
Qom	976	496	481	853	450	403	87.4	90.8	83.8
Kordestan	890	447	442	732	394	339	82.3	88	76.6
Kerman	1510	760	751	1318	676	641	87.2	89	85.4
Kermanshah	1238	618	620	1054	552	503	85.2	89.3	81.1
Kohgiluyeh&Boyerahmad ..	307	154	153	273	143	130	88.7	92.7	84.7
Golestan	814	406	408	716	372	344	88	91.7	84.3
Gilan.....	1392	690	701	1260	646	614	90.5	93.5	87.6
Lorestan.....	975	484	491	827	430	397	84.8	88.7	80.9
Mazandaran.....	1554	777	777	1399	720	679	90	92.7	87.4
Markazi	950	481	469	840	441	399	88.4	91.7	85
Hormozgan.....	693	355	338	623	326	297	89.8	91.7	87.8
Hamedan	952	474	479	830	431	398	87.1	91	83.3
Yazd	788	403	386	707	370	337	89.6	91.8	87.4

**15. 3. NUMBER OF LITERATE PEOPLE AND LITERACY RATE AMONG POPULATION
AGED SIX AND OVER IN URBAN AND RURAL AREAS BY SEX AND OSTAN, 1390
CENSUS (continued) (1000 persons/ percent)**

Ostan	Rural areas								
	Population aged six and over			Literate			Literacy rate		
	Both sexes	Male	Female	Both sexes	Male	Female	Both sexes	Male	Female
Total country	19023	9612	9411	14287	7752	6534	75.1	80.6	69.4
East Azarbayejan.....	1024	518	506	751	416	335	73.3	80.3	66.2
West Azarbayejan	1013	514	499	710	406	303	70.1	79	60.8
Ardebil	406	205	202	295	164	130	72.6	80.4	64.7
Esfahan.....	643	331	312	509	277	232	79.2	83.8	74.4
Alborz	207	107	100	170	91	79	82.2	84.8	79.4
Ilam	180	91	89	134	73	61	74.5	80	68.8
Bushehr	287	157	131	235	133	101	81.7	85.3	77.4
Tehran	787	422	364	624	338	286	79.4	80.1	78.5
Chaharmahal&Bakhtiyari ...	327	164	163	249	136	114	76.2	82.6	69.7
South Khorasan.....	256	127	130	187	99	88	73	78.4	67.7
Khorasan-e-Razavi.....	1476	733	743	1142	603	538	77.3	82.2	72.5
North Khorasan.....	367	179	188	265	142	123	72.3	79	65.9
Khuzestan	1128	572	556	828	457	371	73.4	80	66.6
Zanjan	340	168	172	251	134	117	73.8	79.8	67.9
Semnan.....	131	68	63	104	57	47	78.8	83.3	74
Sistan&Baluchestan	1054	520	534	652	359	293	61.9	69	54.9
Fars	1316	664	652	1052	561	491	79.9	84.4	75.4
Qazvin	291	148	144	224	121	103	76.9	82.2	71.6
Qom	51	28	23	36	21	15	71.6	74.9	67.6
Kordestan	457	229	228	318	178	139	69.5	77.9	61.1
Kerman	1087	548	539	819	431	388	75.3	78.6	72
Kermanshah	531	273	259	393	220	172	73.9	80.8	66.6
Kohgiluyeh&Boyerahmad	272	135	138	202	108	94	74.3	80.5	68.2
Golestan	761	378	383	591	316	275	77.6	83.5	71.8
Gilan.....	916	453	463	685	366	319	74.8	80.8	68.9
Lorestan.....	605	309	296	444	244	200	73.5	78.9	67.8
Mazandaran.....	1280	644	636	1029	547	482	80.4	85	75.7
Markazi	338	170	168	240	132	107	71	77.9	63.9
Hormozgan.....	681	343	338	528	280	248	77.5	81.7	73.2
Hamedan	645	327	318	490	267	223	75.9	81.6	70.1
Yazd	166	89	76	131	73	58	78.9	81.9	75.4

Source: Statistical Centre of Iran.

15. 4. PRIVATE HOUSEHOLDS BY SEX OF THE HEAD OF HOUSEHOLD, NUMBER OF MEMBERS, AND NUMBER OF LITERATE AND ILLITERATE MEMBERS, 1390 CENSUS

Sex of the head and number of members	Total	Literate				
		None	1 person	2 persons	3 persons	4 persons and more
Both sexes.....	21110481	1614873	2027891	6876806	4641691	5865655
1 person	1511911	811787	676567	××	××	××
2 persons	3877727	620991	646873	2585128	××	××
3 persons	5724891	95008	505135	3048909	2054652	××
4 persons	5567191	45937	136679	1021034	1889898	2462811
5 persons	2638888	19415	40270	163631	543844	1869314
6 persons	1127167	12987	14858	42801	118040	937785
7 persons	382608	3645	3970	9370	23910	341626
8 persons	164784	2425	1903	3539	7398	149483
9 persons	66988	1298	854	1367	2480	60974
10 persons and more	48326	1380	782	1027	1469	43662
Male	18562409	866389	1351987	6371415	4288981	5612622
1 person	473342	129333	329293	××	××	××
2 persons	3259915	572106	363157	2302233	××	××
3 persons	5269671	84757	470631	2862046	1832032	××
4 persons	5323419	42130	129494	993530	1783266	2364477
5 persons	2526055	17841	38221	157841	525889	1783920
6 persons	1076023	12006	14074	41078	113749	894445
7 persons	365812	3390	3762	9003	23125	326448
8 persons	157678	2285	1804	3381	7122	143051
9 persons	64253	1230	818	1319	2388	58484
10 persons and more	46241	1311	733	984	1410	41797
Female	2548072	748484	675904	505391	352710	253033
1 person	1038569	682454	347274	××	××	××
2 persons	617812	48885	283716	282895	××	××
3 persons	455220	10251	34504	186863	222620	××
4 persons	243772	3807	7185	27504	106632	98334
5 persons	112833	1574	2049	5790	17955	85394
6 persons	51144	981	784	1723	4291	43340
7 persons	16796	255	208	367	785	15178
8 persons	7106	140	99	158	276	6432
9 persons	2735	68	36	48	92	2490
10 persons and more	2085	69	49	43	59	1865

15. 4. PRIVATE HOUSEHOLDS BY SEX OF THE HEAD OF HOUSEHOLD, NUMBER OF MEMBERS AND NUMBER OF LITERATE AND ILLITERATE MEMBERS, 1390 CENSUS (continued)

Sex of the head and number of members	Illiterate					Not stated
	None	1 person	2 persons	3 persons	4 persons and more	
Both sexes	14580412	3831556	2244072	261751	109125	83565
1 person	677238	811116	××	××	××	23557
2 persons	2633532	609374	610086	××	××	24735
3 persons	4569516	658718	425502	49968	××	21187
4 persons	4344447	723116	427259	48157	13380	10832
5 persons	1669261	544709	350973	52952	18579	2414
6 persons	503091	300626	243570	50811	28373	696
7 persons	125291	110659	103578	27273	15720	87
8 persons	39396	45799	49420	16755	13378	36
9 persons	12386	17147	20160	8588	8692	15
10 persons and more	6254	10292	13524	7247	11003	6
Male	13476486	2528632	2142126	243924	100226	71015
1 person	329613	129013	××	××	××	14716
2 persons	2314720	356341	566435	××	××	22419
3 persons	4313205	489042	404272	42947	××	20205
4 persons	4227145	619045	411486	44164	11057	10522
5 persons	1626524	490238	340425	50050	16475	2343
6 persons	488253	275027	237236	48618	26218	671
7 persons	121116	102104	101226	26455	14827	84
8 persons	37986	42428	48242	16259	12728	35
9 persons	11932	15927	19661	8372	8347	14
10 persons and more	5992	9467	13143	7059	10574	6
Female	1103926	1302924	101946	17827	8899	12550
1 person	347625	682103	××	××	××	8841
2 persons	318812	253033	43651	××	××	2316
3 persons	256311	169676	21230	7021	××	982
4 persons	117302	104071	15773	3993	2323	310
5 persons	42737	54471	10548	2902	2104	71
6 persons	14838	25599	6334	2193	2155	25
7 persons	4175	8555	2352	818	893	3
8 persons	1410	3371	1178	496	650	1
9 persons	454	1220	499	216	345	1
10 persons and more	262	825	381	188	429	0

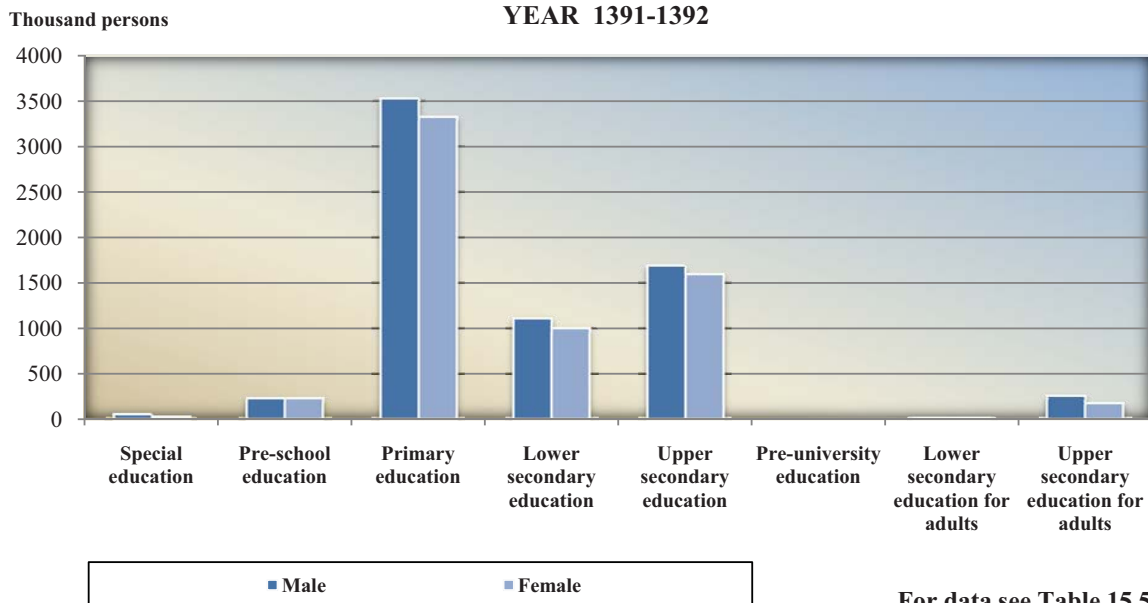
Source: Statistical Centre of Iran.

15. 5. STUDENTS AND TEACHING AND CLERICAL STAFF AT DIFFERENT EDUCATIONAL LEVELS

Academic year and educational level	Student ⁽¹⁾			Teaching and clerical staff	
	Total	Male	Female	Teaching	Clerical
1375-76	18588130	9921855	8666275	597075	341996
1380-81	17882515	9359952	8522563	664672	344911
1385-86	14984301	7741044	7243257	664657	253351
1387-88.....	⁽²⁾ 14028696	⁽²⁾ 7258654	⁽²⁾ 6770042	587413	237242
1388-89.....	13468082	6981372	6486710	542259	257587
1389-90.....	13247047	6839475	6407572	602600	268668
1390-91.....	13351254	6932408	6418846	602571	263101
1391-92.....	13226473	6861311	6365162	⁽³⁾ 619698	253104
Special education	73101	45090	28011	12660	7482
Pre-school education	459017	232028	226989	0	0
Primary education	6850992	3522913	3328079	260999	78358
Lower secondary education	2112875	1110458	1002417	154713	66361
Upper secondary education	3278036	1683347	1594689	188070	100903
Pre-university	0	0	0	0	0
Adult lower secondary education	21018	11026	9992	000	000
Adult upper secondary education	431434	256449	174985	000	000
Adult pre-university education	0	0	0	0	0

1. The number of students in public and non-profit institutions.
 2. Excluding the number of 22640 students in inclusive and integrative education, 453 autistic students and 4230 vocational upper secondary education (special) students.
 3. Difference between the total and parts is due to the data of teachers employed in the clerical level (teaching staff), which are included in the total.
 Sources: Ministry of Education;
 -Organization for the Education of Special Children.

15.1. STUDENTS BY EDUCATIONAL LEVEL AND SEX, ACADEMIC YEAR 1391-1392



For data see Table 15.5.

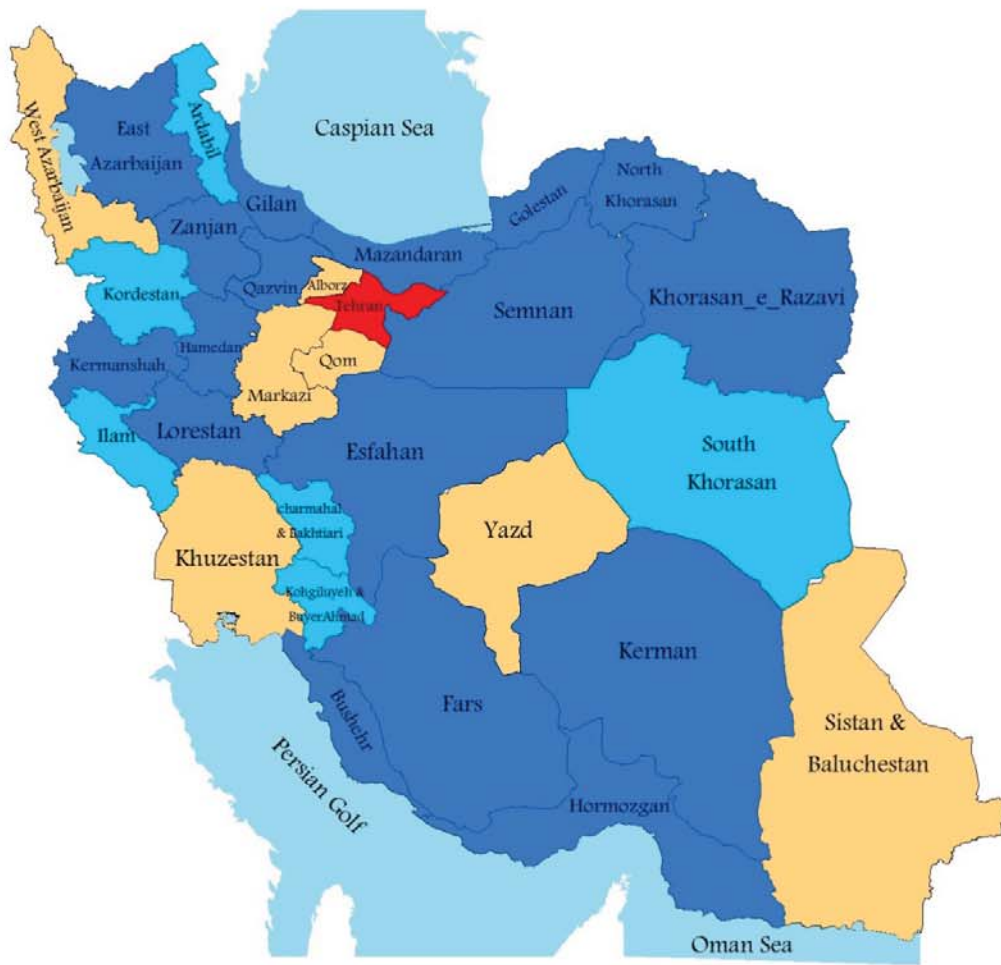
15. 6. STUDENTS AND TEACHING AND CLERICAL STAFF OF THE MINISTRY OF EDUCATION BY OSTAN, ACADEMIC YEAR 1391-92

Ostan	Student ⁽¹⁾			Teaching and clerical staff ⁽¹⁾	
	Both sexes	Male	Female	Teaching ⁽²⁾	Clerical ⁽³⁾
Total country	12241903	6316718	5925185	607038	293006
East Azarbayejan.....	582796	304375	278421	30033	14271
West Azarbayejan.....	529267	282409	246858	23917	10283
Ardebil.....	204275	105870	98405	12579	5629
Esfahan.....	733658	370900	362758	35006	17320
Alborz.....	371621	190147	181474	14212	6952
Ilam.....	94079	48568	45511	7756	2982
Bushehr.....	165792	85095	80697	8501	4826
Tehran.....	1796802	912232	884570	66108	31815
Chaharmahal&Bakhtiari.....	158142	80645	77497	10441	4419
South Khorasan.....	123211	63505	59706	9016	4576
Khorasan-e-Razavi.....	1051689	540911	510778	53344	24870
North Khorasan.....	154918	80604	74314	8946	4851
Khuzestan.....	843268	440646	402622	38564	17972
Zanjan.....	160005	84095	75910	9101	4856
Semnan.....	99955	51058	48897	5102	2682
Sistan&Baluchestan.....	536787	288623	248164	23619	9984
Fars.....	735046	375218	359828	40151	19799
Qazvin.....	189395	98144	91251	9139	5208
Qom.....	197589	100348	97241	8676	4382
Kordestan.....	240282	127515	112767	15691	7647
Kerman.....	493899	251744	242155	27372	13726
Kermanshah.....	302369	159598	142771	17744	8413
Kohgiluyeh&Boyerahmad.....	128482	66634	61848	9042	4261
Golestan.....	284241	147565	136676	13766	6453
Gilan.....	358547	181789	176758	19693	9219
Lorestan.....	295695	154371	141324	17684	8503
Mazandaran.....	452611	229342	223269	25866	12622
Markazi.....	213729	109984	103745	9338	5137
Hormozgan.....	298920	154249	144671	14386	7626
Hamedan.....	261049	136752	124297	13861	6868
Yazd.....	183784	93782	90002	8384	4854

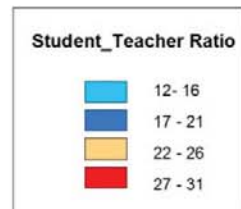
1. Excluding the special and adult and pre-school educational courses.
2. Including the data of the teachers employed in the clerical level (teaching staff).
3. Including the data of the Ministry of Education staff.

Source: Ministry of Education.

15.2. STUDENT - TEACHER RATIO, ACADEMIC YEAR 1391 - 1392



For data see Tabel 15.6.



15. 7. SPECIAL STUDENTS BY EDUCATIONAL LEVELS

Year and educational level	Student
1375-76	64077
1380-81	72904
1385-86	67882
1387-88	70736
1388-89 ⁽¹⁾	101450
1389-90	74286
1390-91	82326
1391-92⁽¹⁾	74342
Pre-school	10548
Primary school	44499
Pre-technical lower secondary school	7564
Lower-secondary school	1618
Upper-secondary I and pre-university school	1955
Technical upper-secondary school	8158

1. Including the students in inclusive and integrative education, autistic students and upper secondary technical (special) students.

Source: Organization for the Education of Special Children.

15. 8. STUDENTS, TEACHING STAFF AND FACILITIES IN SPECIAL EDUCATION COURSE

Academic year and Ostan	Student			Teaching and clerical staff		School	Class
	Total	Male	Female	Teaching	Clerical		
1375-76	64077	38762	25315	⁽¹⁾ 12003	⁽¹⁾ 000	978	7425
1380-81	72904	43744	29160	11260	4645	923	9133
1385-86.....	67882	41075	26807	11131	5614	1349	10834
1387-88.....	70736	42955	27781	11631	5505	1492	10867
1388-89.....	101450	59514	41936	10142	8051	2983	11011
1389-90.....	74286	45311	28975	11050	8192	1672	12583
1390-91.....	82326	50457	31869	11421	6976	1750	14532
1391-92.....	73101	45090	28011	12660	7482	1418	12269
East Azarbayejan.....	3781	2360	1421	601	224	58	607
West Azarbayejan	2041	1274	767	395	148	34	368
Ardebil	1288	811	477	226	97	23	185
Esfahan.....	5127	3078	2049	876	569	95	840
Alborz	1819	984	835	271	202	18	262
Ilam	568	352	216	177	70	17	132
Bushehr	1140	704	436	193	117	29	201
Tehran	8979	5308	3671	1259	1006	159	1480
Chaharmahal&Bakhtiyari	1271	810	461	238	198	32	305
South Khorasan.....	1381	834	547	246	143	27	260
Khorasan-e-Razavi.....	7254	4571	2683	1165	709	124	1191
North Khorasan.....	978	622	356	159	92	23	143
Khuzestan	4239	2659	1580	679	325	68	651
Zanjan	857	536	321	172	99	20	159
Semnan.....	720	427	293	151	95	14	137
Sistan&Baluchestan	2411	1651	760	283	121	33	375
Fars	4952	3005	1947	953	527	117	900
Qazvin	1125	672	453	189	130	17	191
Qom	1332	816	516	211	111	21	142
Kordestan.....	1117	738	379	274	179	21	210
Kerman	3729	2379	1350	761	462	88	638
Kermanshah	1343	853	490	247	167	28	245
Kohgiluyeh&Boyerahmad	858	491	367	177	133	41	190
Golestan	1978	1259	719	274	176	27	295
Gilan.....	2262	1438	824	438	253	47	389
Lorestan.....	1846	1074	772	447	176	58	312
Mazandaran.....	2993	1778	1215	537	342	52	526
Markazi	1129	675	454	205	93	25	181
Hormozgan.....	1832	1211	621	301	161	42	250
Hamedan	1611	1006	605	296	206	35	297
Yazd	1140	714	426	259	151	25	207

1. Statistics on teaching and clerical staff were not available separately for the academic year 1375-76 and were reported under teaching staff.

Source: Organization for the Education of Special Children.

15. 9. PRE-SCHOOL STUDENTS, TEACHING STAFF AND FACILITIES

Academic year and Ostan	Student			Teaching and clerical staff ⁽¹⁾		School	Class
	Total	Male	Female	Teaching ⁽²⁾	Clerical		
1375-76	195181	99842	95339	6025	1736	3322	8497
1380-81	329062	160822	168240	110	13686	9581	16119
1385-86	552932	268349	284583	14523	1260	20543	26589
1387-88.....	455844	219653	236191	4000	319	17071	22047
1388-89.....	452258	221844	230414	1847	184	16299	23413
1389-90.....	464453	225305	239148	39	44	15831	22132
1390-91.....	475395	232630	242765	390	⁽³⁾ 0	16113	23504
1391-92	459017	232028	226989	0	0	⁽³⁾13419	⁽³⁾18651
East Azarbayejan.....	51787	26709	25078	0	0	1203	2754
West Azarbayejan	17717	9104	8613	0	0	473	837
Ardebil	7337	3866	3471	0	0	186	332
Esfahan.....	32114	16298	15816	0	0	793	1259
Alborz	11356	5726	5630	0	0	474	555
Ilam	2917	1514	1403	0	0	108	106
Bushehr	8028	4286	3742	0	0	230	148
Tehran	55627	28934	26693	0	0	1755	1911
Chaharmahal&Bakhtiyari	6907	3403	3504	0	0	356	315
South Khorasan.....	5975	3009	2966	0	0	161	281
Khorasan-e-Razavi.....	12663	6245	6418	0	0	452	635
North Khorasan.....	5857	2917	2940	0	0	96	144
Khuzestan	22744	11148	11596	0	0	858	714
Zanjan	8888	4560	4328	0	0	279	457
Semnan.....	5275	2646	2629	0	0	115	173
Sistan&Baluchestan	7018	3684	3334	0	0	195	251
Fars	19544	9721	9823	0	0	522	1002
Qazvin	13580	6982	6598	0	0	414	667
Qom	5920	2921	2999	0	0	198	154
Kordestan	14758	7606	7152	0	0	348	521
Kerman	14645	5703	8942	0	0	496	503
Kermanshah	10357	5176	5181	0	0	369	339
Kohgiluyeh&Boyerahmad	3486	1352	2134	0	0	153	58
Golestan	17576	9052	8524	0	0	152	570
Gilan.....	16954	8644	8310	0	0	996	965
Lorestan.....	13021	6499	6522	0	0	266	302
Mazandaran.....	20175	10428	9747	0	0	237	878
Markazi	11408	5956	5452	0	0	376	368
Hormozgan.....	11922	6231	5691	0	0	308	408
Hamedan	13189	6529	6660	0	0	632	745
Yazd	10272	5179	5093	0	0	218	299

1. From the academic year 1380-81 on, decrease or increase in figures compared to the previous year is due to the changes in the status of some of staff.

2. Changes is based on the yearly policies of the Ministry of Education on allocating or not allocating the teaching staff to the pre-school course from the elementary course surplus staff.

3. Based on the general policies of the Ministry of Education, the public pre-school course will be omitted gradually.

Source: Ministry of Education

15. 10. STUDENTS, EDUCATIONAL STAFF AND FACILITIES IN PRIMARY SCHOOL

Academic year and Ostan	Student			Teaching and clerical staff		School	Class
	Total	Male	Female	Teaching	Clerical		
1375-76	9238393	4885665	4352728	298755	96617	63101	327595
1380-81	7513015	3924999	3588016	309260	83225	68836	313529
1385-86	5827851	3009561	2818290	267516	65315	64646	278335
1387-88.....	5654969	2912264	2742705	228482	63418	59826	255721
1388-89.....	5591752	2878290	2713462	208872	71076	57115	252140
1389-90.....	5632825	2898799	2734026	234832	78847	58811	256910
1390-91.....	5701521	2932282	2769239	235193	83688	57619	259519
1391-92⁽¹⁾.....	6850992	3522913	3328079	260999	78358	58816	301798
East Azarbayejan.....	329440	169072	160368	13171	3285	3159	15202
West Azarbayejan	305577	158200	147377	11568	2802	2968	12828
Ardebil	111337	56988	54349	5321	1295	1395	5626
Esfahan.....	396719	203657	193062	13425	4535	2482	16814
Alborz	203865	105272	98593	5311	2164	740	7235
Ilam	49957	25720	24237	3229	695	683	2997
Bushehr	95329	49152	46177	3790	1261	788	4389
Tehran	971375	498330	473045	25130	9477	3079	33844
Chaharmahal&Bakhtiyari	87076	44187	42889	4397	1015	949	4660
South Khorasan.....	69025	35492	33533	4248	982	1047	3871
Khorasan-e-Razavi.....	605497	310982	294515	23463	6823	4499	26544
North Khorasan.....	86069	44434	41635	3960	1107	1078	4412
Khuzestan	479574	247032	232542	17793	5329	4159	21952
Zanjan	88567	45455	43112	3811	1074	1012	4168
Semnan.....	55108	28427	26681	2101	617	398	2319
Sistan&Baluchestan	355806	185409	170397	13661	3791	3732	15655
Fars	399458	206108	193350	16130	4961	3739	18335
Qazvin	106753	55184	51569	3842	1269	810	4484
Qom	111541	57062	54479	3239	1247	503	4030
Kordestan.....	137140	70155	66985	7345	1896	1821	6918
Kerman	278207	143319	134888	12601	4096	2967	14154
Kermanshah	162060	83667	78393	7626	2114	2302	7641
Kohgiluyeh&Boyerahmad	69095	35266	33829	3919	885	1613	4240
Golestan	165509	84992	80517	6185	1990	1205	7042
Gilan.....	187303	95759	91544	8513	2293	1987	9585
Lorestan.....	162333	83692	78641	7183	1988	2551	8084
Mazandaran.....	243756	124512	119244	9731	3178	1956	10567
Markazi	115936	59480	56456	4065	1260	1107	4967
Hormozgan.....	172881	88613	84268	6758	2043	1867	8005
Hamedan	143668	73629	70039	5851	1675	1432	6594
Yazd	105031	53666	51365	3632	1211	788	4636

1. Remarkable change of data compared to the previous year is due to the changes occurred in the educational system.
Source: Ministry of Education.

5. 11. STUDENTS, TEACHING STAFF, AND FACILITIES IN LOWER SECONDARY SCHOOL

Academic year and Ostan	Student			Teaching and clerical staff		School	Class
	Total	Male	Female	Teaching	Clerical		
1375-76	5188812	2845092	2343720	162602	78845	25828	162434
1380-81	4953894	2698328	2255566	182751	82887	29672	172776
1385-86	3938661	2100894	1837767	181045	73714	31651	164781
1387-88.....	3477644	1833240	1644404	163025	67241	29228	146239
1388-89.....	3292246	1733942	1558304	151935	68428	26981	136239
1389-90.....	3244901	1705332	1539569	170358	69404	26241	134328
1390-91.....	3228405	1693270	1535135	165764	65074	25451	132185
1391-92⁽¹⁾.....	2112875	1110458	1002417	154713	66361	23285	88813
East Azarbayejan.....	101976	54034	47942	7888	3287	1262	4497
West Azarbayejan	88761	48420	40341	5735	2621	847	3437
Ardebil	35787	18652	17135	3490	1267	556	1761
Esfahan.....	130708	67307	63401	9028	4168	1242	5252
Alborz	64002	33205	30797	3624	1548	402	2256
Ilam	15062	7852	7210	1984	459	238	782
Bushehr	28034	14702	13332	2101	1075	385	1243
Tehran	317768	163628	154140	16320	7197	1844	11382
Chaharmahal&Bakhtiyari	26824	14034	12790	2642	1013	439	1286
South Khorasan.....	21748	11352	10396	2220	1049	311	1082
Khorasan-e-Razavi.....	186899	97764	89135	14204	6065	2148	8396
North Khorasan.....	27595	14787	12808	2435	1225	446	1333
Khuzestan	142746	77132	65614	9882	4577	1540	6212
Zanjan	26993	14344	12649	2437	1152	413	1220
Semnan.....	17596	9161	8435	1243	596	215	699
Sistan&Baluchestan	80658	46042	34616	5443	2308	990	3330
Fars	128042	66088	61954	10256	4342	1561	5442
Qazvin	32332	17054	15278	2314	1117	341	1345
Qom	34832	17821	17011	2334	1134	211	1302
Kordestan.....	39400	21681	17719	3883	1714	507	1795
Kerman	84081	43415	40666	6518	2427	1120	3827
Kermanshah	49861	26696	23165	4426	1831	539	2145
Kohgiluyeh&Boyerahmad	21236	11054	10182	2258	921	401	1146
Golestan	48366	25655	22711	3734	1428	632	2040
Gilan.....	65670	33935	31735	4828	1840	865	2841
Lorestan.....	49297	26060	23237	4813	1828	679	2286
Mazandaran.....	81291	41580	39711	7086	2661	1014	3446
Markazi	38164	20010	18154	2351	1244	423	1498
Hormozgan.....	50234	26556	23678	3685	1592	767	2228
Hamedan	45743	24216	21527	3651	1740	585	2029
Yazd	31169	16221	14948	1900	935	362	1275

1. Remarkable change of data compared to the previous year is due to the changes occurred in the educational system.

Source: Ministry of Education.

15. 12. STUDENTS, EDUCATIONAL STAFF AND FACILITIES IN UPPER SECONDARY SCHOOL

Academic year and Ostan	Student			Teaching and clerical staff ⁽¹⁾		School	Class
	Total	Male	Female	Teaching	Clerical		
1375-76 ⁽²⁾	⁽³⁾ 3480635	⁽³⁾ 1817665	⁽³⁾ 1662970	117690	64839	⁽³⁾ 12222	⁽³⁾ 110514
1380-81 ⁽⁴⁾	⁽³⁾ 3985150	⁽³⁾ 2020296	⁽³⁾ 1964854	161291	105467	⁽³⁾ 17200	⁽³⁾ 148340
1385-86	⁽³⁾ 3695947	⁽³⁾ 1890567	⁽³⁾ 1805380	190442	107448	⁽³⁾ 22044	⁽³⁾ 155274
1387-88	⁽³⁾ 3510180	⁽³⁾ 1832405	⁽³⁾ 1677775	180275	100759	⁽³⁾ 22419	⁽³⁾ 151683
1388-89	⁽³⁾ 3259659	⁽³⁾ 1713585	⁽³⁾ 1546074	169463	109848	^(5,3) 20774	^(5,3) 142834
1389-90	⁽³⁾ 3038847	⁽³⁾ 1601595	⁽³⁾ 1437252	186321	112181	^(5,3) 20775	⁽³⁾ 134505
1390-91	⁽³⁾ 2957328	⁽³⁾ 1567691	⁽³⁾ 1389637	189803	107363	^(5,3) 20905	^(5,3) 132130
1391-92⁽⁶⁾	3278036	1683347	1594689	188070	100903	21671	148205
East Azarbayejan	151380	81269	70111	8824	4608	1152	6787
West Azarbayejan	134929	75789	59140	6538	3333	835	5648
Ardebil	57151	30230	26921	3681	2101	536	2786
Esfahan	206231	99936	106295	12365	6450	1341	9450
Alborz	103754	51670	52084	5238	2295	430	4363
Ilam	29060	14996	14064	2496	1212	261	1557
Bushehr	42429	21241	21188	2556	1653	382	1972
Tehran	507659	250274	257385	24235	10764	2219	20925
Chaharmahal&Bakhtiyari	44242	22424	21818	3337	1593	434	2266
South Khorasan	32438	16661	15777	2502	1445	251	1549
Khorasan-e-Razavi	259293	132165	127128	15435	8697	1561	12080
North Khorasan	41254	21383	19871	2504	1532	298	2017
Khuzestan	220948	116482	104466	10782	6035	1339	9958
Zanjan	44445	24296	20149	2771	1741	285	1920
Semnan	27251	13470	13781	1702	924	223	1319
Sistan&Baluchestan	100323	57172	43151	4434	2429	766	4522
Fars	207546	103022	104524	13597	7645	1597	9991
Qazvin	50310	25906	24404	2924	1620	334	2229
Qom	51216	25465	25751	3053	1387	247	2094
Kordestan	63742	35679	28063	4316	2420	429	2881
Kerman	131611	65010	66601	8155	4996	1044	6496
Kermanshah	90448	49235	41213	5596	3077	525	3945
Kohgiluyeh&Boyerahmad	38151	20314	17837	2807	1667	340	1927
Golestan	70366	36918	33448	3786	2113	557	3110
Gilan	105574	52095	53479	6247	3155	817	5070
Lorestan	84065	44619	39446	5527	3035	657	3934
Mazandaran	127564	63250	64314	8963	4617	917	6031
Markazi	59629	30494	29135	2814	1728	410	2633
Hormozgan	75805	39080	36725	3842	2557	624	3379
Hamedan	71638	38907	32731	4252	2369	519	3151
Yazd	47584	23895	23689	2791	1705	341	2215

1. Including teaching and clerical staff of pre-university course as of 1375-76.
 2. Including upper secondary education under the old and new systems.
 3. Excluding pre-university.
 4. Due to the elimination of the old system since the academic year 1379-80, upper secondary figures include the new system only.
 5. Revised figures.
 6. Remarkable change of data compared to the previous year is due to the changes occurred in the educational system.
 Source: Ministry of Education.

15. 13. UPPER SECONDARY SCHOOL STUDENTS BY FIELD OF STUDY AND OSTAN, ACADEMIC YEAR 1391-92

Ostan	Total			First grade		Second and third grades					
						Theoretical upper secondary		Technical and vocational		Work and knowledge	
	Both sexes	Male	Female	Male	Female	Male	Female	Male	Female	Male	Female
Total country	3278036	1683347	1594689	515803	465188	480055	588832	213876	111897	270190	160062
East Azarbayejan.....	151380	81269	70111	24658	21339	21317	23145	11792	6991	13308	7308
West Azarbayejan.....	134929	75789	59140	23121	18343	21382	21876	8810	3970	12642	5426
Ardebil.....	57151	30230	26921	8996	7732	7456	9768	4595	2323	5866	2904
Esfahan.....	206231	99936	106295	31282	30784	27625	37685	14085	7759	15265	11611
Alborz.....	103754	51670	52084	15942	15242	14922	19383	6368	3972	8924	4959
Ilam.....	29060	14996	14064	3899	3500	4483	5466	1551	773	2344	1310
Bushehr.....	42429	21241	21188	6343	6086	5632	7848	2423	1420	4164	2359
Tehran.....	507659	250274	257385	77658	74234	79505	97461	29075	18756	31640	22248
Chaharmahal&Bakhtiyari.....	44242	22424	21818	6735	6243	6333	7478	2361	1711	4290	2962
South Khorasan	32438	16661	15777	5035	4625	4232	5382	2175	1196	3132	1817
Khorasan-e-Razavi	259293	132165	127128	42269	38379	36580	45543	15317	7945	22981	14860
North Khorasan	41254	21383	19871	6501	5797	5213	7083	2984	1205	4228	2473
Khuzestan	220948	116482	104466	35574	30600	33888	41563	13223	4603	21183	10223
Zanjan.....	44445	24296	20149	7120	5837	6496	7275	3501	1273	3989	2436
Semnan.....	27251	13470	13781	4151	3987	3818	4790	1558	871	2127	1768
Sistan&Baluchestan.....	100323	57172	43151	19364	13774	18812	17701	4580	1430	9216	3873
Fars	207546	103022	104524	29976	28736	29178	39484	13383	6366	16527	9817
Qazvin	50310	25906	24404	8099	7212	6019	8519	3643	1769	5730	3170
Qom	51216	25465	25751	8076	7825	7867	9772	3120	1901	3286	2078
Kordestan	63742	35679	28063	10598	8241	9208	10247	5013	2311	6439	2690
Kerman	131611	65010	66601	19969	18978	18816	26372	10210	5116	9370	5132
Kermanshah	90448	49235	41213	13728	11501	14745	15784	6038	3346	7852	3208
Kohgiluyeh&Boyerahmad.....	38151	20314	17837	5574	4801	6173	6865	2122	919	3347	1715
Golestan.....	70366	36918	33448	11356	9822	11194	12681	3966	2228	5334	3073
Gilan.....	105574	52095	53479	16410	15638	13571	19810	8054	4109	8839	5514
Lorestan.....	84065	44619	39446	13114	10976	14410	15858	6026	2445	5786	3374
Mazandaran	127564	63250	64314	19585	18655	15842	20261	10153	6031	9373	8503
Markazi.....	59629	30494	29135	9158	8575	7935	10327	4918	2433	4952	2989
Hormozgan.....	75805	39080	36725	12355	11157	10118	13904	4257	2244	8717	3966
Hamedan.....	71638	38907	32731	11789	9684	10339	10900	5525	2757	6567	4132
Yazd	47584	23895	23689	7368	6885	6946	8601	3050	1724	2772	2164

**15. 13. UPPER SECONDARY SCHOOL STUDENTS BY FIELD OF STUDY AND OSTAN,
ACADEMIC YEAR 1391-92 (continued)**

Ostan	Forth grade		Semester /unit- based method	
	Male	Female	Male	Female
Total country	176876	255346	26547	13364
East Azarbayejan.....	7806	10304	2388	1024
West Azarbayejan	7948	8871	1886	654
Ardebil	2834	4055	483	139
Esfahan.....	11082	18003	597	453
Alborz	5291	8326	223	202
Ilam	1709	2549	1010	466
Bushehr	2130	3445	549	30
Tehran	30277	43012	2119	1674
Chaharmahal&Bakhtiyari	2487	3424	218	0
South Khorasan.....	1800	2665	287	92
Khorasan-e-Razavi.....	12844	18877	2174	1524
North Khorasan.....	1751	2860	706	453
Khuzestan	10867	17274	1747	203
Zanjan	2396	3097	794	231
Semnan.....	1483	2272	333	93
Sistan&Baluchestan	4951	6349	249	24
Fars	10873	17284	3085	2837
Qazvin	2334	3602	81	132
Qom	2921	3905	195	270
Kordestan	4017	4416	404	158
Kerman	6542	11003	103	0
Kermanshah	5572	7298	1300	76
Kohgiluyeh&Boyerahmad	2653	2884	445	653
Golestan	3835	5239	1233	405
Gilan.....	4734	8309	487	99
Lorestan.....	4829	6592	454	201
Mazandaran.....	7382	10454	915	410
Markazi	2935	4590	596	221
Hormozgan.....	3484	5454	149	0
Hamedan	4246	5074	441	184
Yazd	2863	3859	896	456

Source: Ministry of Education.

15. 14. PRE-UNIVERSITY STUDENTS AND EDUCATIONAL FACILITIES

Academic year and Ostan	Student			School	Class
	Total	Male	Female		
1375-76.....	107345	48802	58543	233	3254
1380-81.....	477228	182732	294496	3834	16902
1385-86.....	421158	155624	265534	6280	20213
1386-87.....	438515	162522	275993	6637	21179
1387-88.....	447187	172372	274815	6909	21838
1388-89.....	409861	154673	255188	5812	19086
1389-90.....	435035	170370	264665	8442	20736
1390-91.....	440559	177227	263332	8593	20762
East Azarbayejan.....	19545	8580	10965	418	1010
West Azarbayejan.....	16900	7754	9146	299	760
Ardebil.....	7366	3024	4342	149	354
Esfahan.....	29601	10885	18716	588	1377
Alborz.....	12607	4862	7745	162	524
Ilam.....	4757	1859	2898	119	238
Bushehr.....	5613	2183	3430	155	323
Tehran.....	70039	27950	42089	1083	3046
Chaharmahal&Bakhtiyari.....	6160	2438	3722	145	322
South Khorasan.....	4757	1918	2839	118	246
Khorasan-e-Razavi.....	31941	12635	19306	574	1567
North Khorasan.....	4820	1812	3008	79	218
Khuzestan.....	26981	10356	16625	518	1190
Zanjan.....	6224	2680	3544	126	270
Semnan.....	3964	1589	2375	82	191
Sistan&Baluchestan.....	10722	4473	6249	268	527
Fars.....	30527	11514	19013	649	1494
Qazvin.....	6226	2277	3949	123	278
Qom.....	6886	2952	3934	97	291
Kordestan.....	8694	3949	4745	174	379
Kerman.....	18224	6646	11578	443	950
Kermanshah.....	13398	5773	7625	206	570
Kohgiluyeh&Boyerahmad.....	5850	2825	3025	166	342
Golestan.....	10056	4302	5754	165	416
Gilan.....	13605	4958	8647	302	696
Lorestan.....	13234	5918	7316	278	633
Mazandaran.....	18143	7327	10816	398	907
Markazi.....	7720	3064	4656	150	361
Hormozgan.....	9068	3389	5679	217	447
Hamedan.....	9855	4369	5486	174	461
Yazd.....	7076	2966	4110	168	374

Source: Ministry of Education.

15. 15. PRE-UNIVERSITY STUDENTS BY FIELD OF STUDY

Academic year and Ostan	Total			Mathematics		Experimental sciences		Humanities ⁽¹⁾		Arts	
	Total	Male	Female	Male	Female	Male	Female	Male	Female	Male	Female
1375-76	107345	48802	58543	19864	11413	20837	30550	8101	16580	×	×
1380-81	477228	182732	294496	89160	75045	41946	105656	51164	111308	462	2487
1385-86	421158	155624	265534	69900	55331	40209	103655	45158	102547	357	4001
1386-87	438515	162522	275993	72344	57869	39219	105093	50523	108521	436	4510
1387-88	447187	172372	274815	75104	58530	40505	105167	56254	106735	509	4383
1388-89	409861	154673	255188	74563	59853	39352	103351	40401	88919	357	3065
1389-90	435035	170370	264665	76391	59177	49494	116162	44121	85996	364	3330
1390-91	440559	177227	263332	78970	58519	54105	119415	43719	81950	433	3448
East Azarbayejan.....	19545	8580	10965	3811	2937	2692	4940	2062	2946	15	142
West Azarbayejan	16900	7754	9146	2308	1417	3461	4953	1974	2726	11	50
Ardebil	7366	3024	4342	1067	635	1054	2157	903	1527	0	23
Esfahan.....	29601	10885	18716	6232	4931	2924	8311	1697	5024	32	450
Alborz	12607	4862	7745	2788	2207	1142	3414	932	1975	0	149
Ilam	4757	1859	2898	591	334	793	1524	475	1040	0	0
Bushehr	5613	2183	3430	1101	631	588	1594	494	1144	0	61
Tehran	70039	27950	42089	17849	13571	5117	15387	4762	11949	222	1182
Chaharmahal&Bakhtiyari ..	6160	2438	3722	829	703	850	1846	759	1139	0	34
South Khorasan.....	4757	1918	2839	584	410	590	1234	744	1160	0	35
Khorasan-e-Razavi.....	31941	12635	19306	5416	4009	4143	9109	3040	6002	36	186
North Khorasan.....	4820	1812	3008	725	619	592	1433	495	956	0	0
Khuzestan	26981	10356	16625	4029	2657	3098	7822	3229	6045	0	101
Zanjan	6224	2680	3544	1006	878	873	1576	801	1075	0	15
Semnan.....	3964	1589	2375	852	705	354	909	383	746	0	15
Sistan&Baluchestan	10722	4473	6249	831	745	1564	2626	2078	2848	0	30
Fars	30527	11514	19013	5514	3508	3562	9891	2424	5465	14	149
Qazvin	6226	2277	3949	1137	917	630	1769	510	1194	0	69
Qom	6886	2952	3934	1342	738	851	1841	744	1307	15	48
Kordestan	8694	3949	4745	1382	919	1716	2556	851	1270	0	0
Kerman	18224	6646	11578	2338	1947	2154	5037	2131	4457	23	137
Kermanshah	13398	5773	7625	1755	1340	2447	4079	1571	2206	0	0
Kohgiluyeh&Boyerahmad ..	5850	2825	3025	642	419	1048	1497	1135	1096	0	13
Golestan	10056	4302	5754	1301	904	1642	2865	1359	1899	0	86
Gilan.....	13605	4958	8647	2398	1860	1267	3619	1268	3071	25	97
Lorestan.....	13234	5918	7316	1695	1341	2355	3835	1851	2112	17	28
Mazandaran.....	18143	7327	10816	3592	2680	2032	4439	1703	3538	0	159
Markazi	7720	3064	4656	1524	1076	835	2057	682	1493	23	30
Hormozgan.....	9068	3389	5679	1187	1239	1366	2805	836	1608	0	27
Hamedan	9855	4369	5486	1946	1495	1398	2495	1025	1459	0	37
Yazd	7076	2966	4110	1198	747	967	1795	801	1473	0	95

1. Including students studying Ma'aref course since academic year 1380-81.

Source: Ministry of Education.

15. 16. STUDENTS AND TEACHING STAFF IN IRANIAN SCHOOLS ABROAD

Year and educational level	Student	Teaching staff
1375-76.....	15924	1024
1380-81.....	16125	1086
1385-86.....	14595	1633
1387-88.....	13256	1201
1388-89.....	16747	1657
1389-90.....	16915	⁽¹⁾ 1620
1390-91.....	16557	1867
1391-92.....	13945	1866
Primary.....	8075	1082
Lower secondary.....	2364	300
Upper secondary.....	3506	484

1. Decrease in the figures in comparison to the previous year is due to strengthening e-learning system.

Source: Ministry of Education.

15. 17. STUDENTS AND EDUCATIONAL FACILITIES OF ADULTS LOWER SECOND-ARY COURSES

Academic year and Ostan	Student			School	Class
	Total	Male	Female		
1375-76	86968	51609	35359	541	2623
1380-81	51011	26252	24759	522	1978
1385-86	40894	15833	25061	461	1852
1387-88	24178	7729	16449	347	1385
1388-89	16746	5724	11022	278	1828
1389-90	27824	11323	16501	771	4169
1390-91	26067	12142	13925	787	3009
1391-92⁽¹⁾.....	21018	11026	9992	979	1136
East Azarbayejan.....	1678	1145	533	62	99
West Azarbayejan	1047	618	429	50	53
Ardebil	305	182	123	25	20
Esfahan.....	1831	827	1004	52	71
Alborz	500	204	296	22	30
Ilam	165	103	62	18	18
Bushehr	369	159	210	27	14
Tehran	2096	905	1191	86	114
Chaharmahal&Bakhtiyari	125	50	75	4	4
South Khorasan.....	163	63	100	8	10
Khorasan-e-Razavi.....	2303	1381	922	97	114
North Khorasan.....	354	151	203	18	11
Khuzestan	1817	1143	674	46	82
Zanjan	554	218	336	29	41
Semnan.....	155	53	102	13	13
Sistan&Baluchestan	428	309	119	28	31
Fars	1504	817	687	73	93
Qazvin	336	132	204	14	22
Qom	517	187	330	14	22
Kordestan	341	154	187	24	21
Kerman	673	484	189	31	43
Kermanshah	306	107	199	14	21
Kohgiluyeh&Boyerahmad	339	214	125	14	13
Golestan	325	97	228	21	22
Gilan.....	131	51	80	16	10
Lorestan.....	602	362	240	65	31
Mazandaran.....	472	146	326	30	28
Markazi	708	289	419	23	29
Hormozgan.....	243	206	37	29	20
Hamedan	368	157	211	16	25
Yazd	263	112	151	10	11

1. Remarkable change of data compared to the previous year is due to the changes occurred in the educational system.
Source: Ministry of Education.

15. 18. STUDENTS AND EDUCATIONAL FACILITIES OF ADULTS UPPER SECONDARY COURSES

Academic year and Ostan	Student			School	Class
	Total	Male	Female		
1375-76 ⁽¹⁾	223161	131872	91289	667	6478
1380-81.....	322680	208001	114679	1602	12363
1385-86.....	323916	204367	119549	2599	16167
1387-88.....	288420	186298	102122	2683	15772
1388-89.....	261044	169338	91706	2371	14850
1389-90.....	288339	157409	130930	2761	15739
1390-91.....	396246	242616	153630	4034	27608
1391-92⁽²⁾.....	431434	256449	174985	5284	24159
East Azarbayejan.....	17780	11626	6154	256	1432
West Azarbayejan	17324	10894	6430	229	1130
Ardebil	9976	5769	4207	146	570
Esfahan.....	22262	13196	9066	237	1049
Alborz	20981	12191	8790	144	1042
Ilam	5539	3725	1814	85	355
Bushehr	7874	4270	3604	134	421
Tehran	61966	35567	26399	497	2565
Chaharmahal&Bakhtiari	5257	3449	1808	65	283
South Khorasan.....	2589	1451	1138	39	165
Khorasan-e-Razavi.....	21793	12514	9279	386	1387
North Khorasan.....	5079	2698	2381	84	384
Khuzestan	38043	25312	12731	319	1755
Zanjan	6485	3682	2803	55	351
Semnan.....	3226	1526	1700	58	227
Sistan&Baluchestan	13426	9019	4407	158	733
Fars	30597	17704	12893	424	2151
Qazvin	6690	3742	2948	56	374
Qom	5791	3001	2790	55	294
Kordestan.....	8149	4785	3364	91	461
Kerman	17974	10949	7025	253	1011
Kermanshah	9940	6139	3801	81	524
Kohgiluyeh&Boyerahmad	8361	5551	2810	92	464
Golestan	11833	6248	5585	137	650
Gilan.....	11417	6402	5015	223	694
Lorestan.....	14903	9389	5514	260	781
Mazandaran.....	14635	7930	6705	253	947
Markazi	6902	3465	3437	88	413
Hormozgan.....	10369	6161	4208	181	585
Hamedan	8928	5184	3744	118	589
Yazd	5345	2910	2435	80	372

1. Including students in both old and new systems.

2. Remarkable change of data compared to the previous year is due to the changes occurred in the educational system.

Source: Ministry of Education.

15. 19. ADULTS PRE-UNIVERSITY STUDENTS AND EDUCATIONAL FACILITIES

Academic year and Ostan	Student			School	Class
	Total	Male	Female		
1380-81	177420	94719	82701	1393	5952
1385-86	115060	54774	60286	1873	6103
1386-87.....	113147	53648	59499	1857	5899
1387-88.....	99538	51738	47800	1783	5350
1388-89.....	83066	44462	38604	1604	4842
1389-90.....	40537	24031	16506	1227	3139
1390-91.....	43407	24093	19314	1067	2978
East Azarbayejan.....	2626	1489	1137	100	254
West Azarbayejan	2229	1265	964	52	144
Ardebil	1592	923	669	35	97
Esfahan.....	1379	459	920	33	96
Alborz	1316	774	542	28	85
Ilam	14	0	14	1	2
Bushehr	755	415	340	26	90
Tehran	5112	3044	2068	91	314
Chaharmahal&Bakhtiari	676	397	279	16	44
South Khorasan.....	82	30	52	6	13
Khorasan-e-Razavi.....	2326	1264	1062	73	181
North Khorasan.....	182	63	119	7	18
Khuzestan	2806	1573	1233	61	170
Zanjan	568	223	345	12	36
Semnan.....	187	102	85	7	15
Sistan&Baluchestan	1896	968	928	49	125
Fars	3127	1889	1238	73	202
Qazvin	599	242	357	11	32
Qom	853	545	308	14	45
Kordestan	1003	752	251	22	60
Kerman	2703	1518	1185	51	157
Kermanshah	1697	1427	270	25	79
Kohgiluyeh&Boyerahmad	910	422	488	23	64
Golestan	1173	301	872	21	64
Gilan.....	1286	850	436	51	124
Lorestan.....	1906	884	1022	51	136
Mazandaran.....	1573	667	906	56	142
Markazi	577	347	230	12	29
Hormozgan.....	793	435	358	25	66
Hamedan	1172	693	479	26	71
Yazd	289	132	157	9	23

Source: Ministry of Education.

15. 20. INSTRUCTORS OF LITERACY MOVEMENT ORGANIZATION BY SEX

Year and Ostan	Both sexes	Male	Female
1375	55122	13695	41427
1380	30778	6738	24040
1385	49585	7611	41974
1387.....	47696	6862	40834
1388.....	44065	6793	37272
1389.....	38202	5166	33036
1390.....	13784	1836	11948
1391⁽¹⁾.....	14759	2019	12740
East Azarbayejan.....	1206	172	1034
West Azarbayejan	527	110	417
Ardebil	316	61	255
Esfahan.....	271	20	251
Alborz	89	5	84
Ilam	105	17	88
Bushehr	219	16	203
Tehran	415	28	387
Chaharmahal&Bakhtiyari	152	8	144
South Khorasan	162	15	147
Khorasan-e-Razavi.....	624	98	526
North Khorasan	236	24	212
Khuzestan	1715	297	1418
Zanjan	158	9	149
Semnan.....	27	5	22
Sistan&Baluchestan	1763	193	1570
Fars	1152	118	1034
Qazvin	236	31	205
Qom	103	18	85
Kordestan	1083	90	993
Kerman	881	130	751
Kermanshah	311	34	277
Kohgiluyeh&Boyerahmad	243	85	158
Golestan	185	28	157
Gilan.....	380	92	288
Lorestan.....	408	93	315
Mazandaran.....	297	43	254
Markazi	46	3	43
Hormozgan.....	1069	137	932
Hamedan	268	20	248
Yazd	112	19	93

1. More than 53 percent of educational activities are ceded to instructors in the year 1391.

Source: Literacy Movement Organization.

15. 21. ADULT LEARNERS AND CLASSES OF LITERACY MOVEMENT COURSES IN RURAL AND URBAN AREAS

Year and course	Learners			Class		
	Total	Urban	Rural ⁽¹⁾	Total	Urban	Rural ⁽¹⁾
<i>Preliminary course</i>						
1375.....	491476	230659	260817	39562	18429	21133
1380.....	256657	124275	132382	20781	10048	10733
1385.....	634087	232753	401334	53459	19872	33587
1387.....	649615	235179	414436	58493	21176	37317
1388.....	546517	200318	346199	45563	⁽²⁾ 17612	⁽²⁾ 27951
1389.....	413885	173905	239980	37433	16841	20592
1390.....	⁽³⁾ 4766	2611	2155	370	267	103
1391⁽⁴⁾.....	1181	932	249	114	95	19
<i>Complementary course</i>						
1375.....	330943	164001	166942	26942	13117	13825
1380.....	183758	85712	98046	15505	7280	8225
1385.....	407990	160724	247266	34622	13813	20809
1387.....	535584	189427	346157	48786	17255	31531
1388.....	567017	181434	385583	45664	⁽²⁾ 15123	⁽²⁾ 30541
1389.....	471165	190867	280298	43818	18766	25052
1390 ⁽⁴⁾	281565	122930	158635	27546	12282	15264
1391⁽⁵⁾.....	92378	41100	51278	5308	2436	2872
<i>Final course</i>						
1375.....	160789	82725	78064	9892	4983	4909
1380.....	131181	57587	73594	9189	4057	5132
1385.....	186049	79654	106395	13967	5854	8113
1386.....	204033	81000	123033	15247	5828	9419
1387 ⁽⁶⁾	23280	9687	13593	1728	719	1009
1388.....	16186	6399	9787	1214	⁽²⁾ 520	⁽²⁾ 694
1389.....	87112	35582	51530	7587	3041	4546
<i>Fifth grade course</i>						
1375.....	112935	59907	53028	6633	3341	3292
1380.....	69842	32624	37218	4616	2120	2496
1385.....	129289	56460	72829	9255	3894	5361
1386.....	104927	42775	62152	7398	2852	4546
1387 ⁽⁶⁾	5667	2274	3393	420	169	251
1388.....	93	38	55	7	⁽²⁾ 3	⁽²⁾ 4
1389.....	685	238	447	50	18	32
<i>Literacy education course⁽⁷⁾</i>						
1375.....	×	×	×	×	×	×
1380.....	×	×	×	×	×	×
1385.....	×	×	×	×	×	×
1387.....	×	×	×	×	×	×
1388.....	×	×	×	×	×	×
1389.....	×	×	×	×	×	×
1390.....	271012	102832	168180	14857	6002	8855
1391.....	309137	158724	150413	13821	7216	6605

15. 21. ADULT LEARNERS AND CLASSES OF LITERACY MOVEMENT COURSES IN RURAL AND URBAN AREAS (continued)

Year and course	Learners			Class		
	Total	Urban	Rural ⁽¹⁾	Total	Urban	Rural ⁽¹⁾
<i>Transition course ⁽⁷⁾</i>						
1375.....	×	×	×	×	×	×
1380.....	×	×	×	×	×	×
1385.....	×	×	×	×	×	×
1387.....	×	×	×	×	×	×
1388.....	×	×	×	×	×	×
1389.....	×	×	×	×	×	×
1390.....	×	×	×	×	×	×
1391.....	43624	20936	22688	2119	933	1186
<i>Stabilization course ⁽⁷⁾</i>						
1375.....	×	×	×	×	×	×
1380.....	×	×	×	×	×	×
1385.....	×	×	×	×	×	×
1387.....	×	×	×	×	×	×
1388.....	×	×	×	×	×	×
1389.....	×	×	×	×	×	×
1390.....	74195	34100	40095	6692	3031	3661
1391.....	209003	100391	108612	14151	6734	7417

1. Including data related to nomads covered by Literacy Movement Organization.

2. Excluding the statistics of mixed classes.

3. Including the prisons and armed forces' project only.

4. The reason for decrease is the change in the educational system.

5. The reason for decrease of classes as of 1390 is due to decrease in instructors and change of the educational system and cession of education as individual to individual and group to group.

6. The reason for decrease in figures in the final and fifth grade courses as of the year 1387 compared to the year 1386 and the preceeding years is due to the Organization's focus on the elementary and complementary educational courses.

7. The educational system changed to three courses of literacy education, transition and stabilization as of the year 1390.

Source: Literacy Movement Organization.

15. 22. ADULT LEARNERS OF LITERACY MOVEMENT BY AGE

Year and course	Total	10-19 years	20-29 years	30-39 years	40-49 years	50 years and over
<i>Preliminary course</i>						
1375.....	491476	120119	116661	126522	79840	48334
1380.....	256657	59907	52075	61770	49630	33275
1385.....	634087	101753	135841	142187	131088	123218
1387.....	649615	60892	152399	174096	180236	81992
1388.....	546517	32324	148735	176646	166496	22316
1389.....	413885	19121	90915	139367	139161	25321
1390.....	4766	572	1542	1185	1397	70
1391.....	1181	196	633	214	130	8
<i>Complementary course</i>						
1375.....	330943	85772	92716	87383	44895	20177
1380.....	183758	44317	40913	48552	33144	16832
1385.....	407990	61622	87314	103460	87869	67725
1387.....	535584	50359	118100	144443	149195	73487
1388.....	567017	33025	134773	181512	190784	26923
1389.....	471165	20225	100060	161083	166529	23268
1390.....	281565	10261	46745	89560	119534	15465
1391.....	92378	2522	16192	30809	41012	1843
<i>Final course</i>						
1375.....	145764	58173	48609	26152	8965	3865
1380.....	131181	32206	32468	37266	21077	8164
1385.....	186049	27840	38815	53866	40184	25344
1386.....	204033	27207	42395	58717	45942	29772
1387 ⁽²⁾	23280	1189	3724	7355	7982	3030
1388 ⁽²⁾	16186	503	2075	5644	7336	628
1389⁽²⁾.....	87112	2961	12714	29145	38686	3606
<i>Fifth grade course</i>						
1375.....	76124	29234	25047	14994	5154	1695
1380.....	69842	19537	20179	18510	8751	2865
1385.....	129289	20552	30643	40564	25183	12347
1386.....	104927	14901	24284	32735	21509	11498
1387 ⁽²⁾	5667	400	1024	2139	1545	559
1388 ⁽²⁾	93	4	12	21	32	24
1389⁽²⁾.....	685	5	66	266	298	50
<i>Literacy education course⁽¹⁾</i>						
1375.....	×	×	×	×	×	×
1380.....	×	×	×	×	×	×
1385.....	×	×	×	×	×	×
1387.....	×	×	×	×	×	×
1388.....	×	×	×	×	×	×
1389.....	×	×	×	×	×	×
1390.....	271012	16756	43422	73582	134114	3138
1391.....	309137	19751	57489	82681	144428	4788

15. 22. ADULT LEARNERS OF LITERACY MOVEMENT BY AGE (continued)

Year and course	Total	10-19 years	20-29 years	30-39 years	40-49 years	50 years and over
<i>Transition course⁽¹⁾</i>						
1375.....	×	×	×	×	×	×
1380.....	×	×	×	×	×	×
1385.....	×	×	×	×	×	×
1387.....	×	×	×	×	×	×
1388.....	×	×	×	×	×	×
1389.....	×	×	×	×	×	×
1390.....	×	×	×	×	×	×
1391.....	43624	1384	6856	15491	19117	776
<i>Stabilization course⁽¹⁾</i>						
1375.....	×	×	×	×	×	×
1380.....	×	×	×	×	×	×
1385.....	×	×	×	×	×	×
1387.....	×	×	×	×	×	×
1388.....	×	×	×	×	×	×
1389.....	×	×	×	×	×	×
1390.....	×	×	×	×	×	×
1391.....	209003	4351	29697	66484	91756	16715

1. The educational system changed to literacy education, transition and stabilization courses as of the year 1390.

2. The reason for decrease in figures in the final and fifth grade courses as the year 1387 is the organization's focus on elementary and complementary educational courses.

Source: Literacy Movement Organization.

15. 23. VILLAGES COVERED BY LITERACY MOVEMENT ORGANIZATION

Year and Ostan	Villages
1375.....	19039
1380.....	15575
1385.....	20036
1387.....	23013
1388.....	20958
1389.....	16808
1390.....	12272
1391.....	7731
East Azarbayejan.....	597
West Azarbayejan	238
Ardebil	279
Esfahan.....	91
Alborz	16
Ilam	102
Bushehr	78
Tehran	43
Chaharmahal&Bakhtiyari	144
South Khorasan.....	107
Khorasan-e-Razavi.....	303
North Khorasan.....	112
Khuzestan	688
Zanjan	107
Semnan.....	9
Sistan&Baluchestan	970
Fars	612
Qazvin	73
Qom	1
Kordestan	440
Kerman	625
Kermanshah	247
Kohgiluyeh&Boyerahmad	187
Golestan	131
Gilan.....	377
Lorestan.....	170
Mazandaran.....	234
Markazi	22
Hormozgan.....	603
Hamedan	111
Yazd	14

Source: Literacy Movement Organization.

15. 24. STUDENTS COMPLETED⁽¹⁾ PRIMARY OR LOWER SECONDARY EDUCATION BY SEX

Academic year and Ostan	Primary			Lower secondary		
	Total	Male	Female	Total	Male	Female
1380-81	7172690	3723192	3449498	4340268	2256422	2083846
1385-86	5622081	2888553	2733528	3545396	1835973	1709423
1386-87	5540703	2843996	2696707	3406752	1779853	1626899
1387-88	5557391	2852837	2704554	3352918	1744220	1608698
1388-89	5490130	2823135	2666995	3194888	1662008	1532880
1389-90	5551412	2849159	2702253	3163358	1645923	1517435
1390-91	5585694	2864087	2721607	3122307	1635050	1487257
East Azarbayejan	270468	138833	131635	147206	78096	69110
West Azarbayejan	251756	129999	121757	131625	71811	59814
Ardebil	92383	47217	45166	53127	27805	25322
Esfahan	323976	165242	158734	193277	98961	94316
Alborz	165740	85515	80225	94557	48858	45699
Ilam	41490	21520	19970	22605	11767	10838
Bushehr	76190	39251	36939	39687	20527	19160
Tehran	798430	408636	389794	467165	239757	227408
Chaharmahal&Bakhtiyari	70957	35889	35068	39588	20895	18693
South Khorasan	55800	28579	27221	31398	16505	14893
Khorasan-e-Razavi	488959	250766	238193	272332	140651	131681
North Khorasan	69764	35926	33838	41486	21828	19658
Khuzestan	390908	201329	189579	214380	115152	99228
Zanjan	72553	37262	35291	39867	21178	18689
Semnan	44866	23060	21806	25504	13034	12470
Sistan&Baluchestan	285253	146166	139087	119463	67549	51914
Fars	322443	166008	156435	188976	97631	91345
Qazvin	86941	44798	42143	47832	24982	22850
Qom	89667	45811	43856	51093	26135	24958
Kordestan	112037	57258	54779	59072	32644	26428
Kerman	228210	116909	111301	125805	64812	60993
Kermanshah	132294	68077	64217	76323	40723	35600
Kohgiluyeh&Boyerahmad	54643	27684	26959	30721	16031	14690
Golestan	134204	68892	65312	71519	37952	33567
Gilan	155996	79565	76431	98121	50349	47772
Lorestan	131093	67019	64074	73810	39251	34559
Mazandaran	202111	103482	98629	119935	61288	58647
Markazi	95003	48603	46400	56087	29055	27032
Hormozgan	138674	71088	67586	75262	39389	35873
Hamedan	118450	60646	57804	69284	36806	32478
Yazd	84435	43057	41378	45200	23628	21572

1. Excluding adult students

Source: Ministry of Education.

15. 25. UPPER SECONDARY SCHOOL GRADUATES ⁽¹⁾ BY FIELD OF STUDY

Academic year and Ostan	Total			Mathematics and physics		Experimental sciences	
	Both sexes	Male	Female	Male	Female	Male	Female
1370-71.....	248332	136649	111683	26210	8786	36318	46295
1375-76.....	444703 ⁽³⁾	199018 ⁽³⁾	245685 ⁽³⁾	30800	21197	28457	51263
1380-81.....	836219	371606	464613	111213	96069	63024	135758
1385-86.....	859971	384582	475389	87237	72005	50989	131647
1386-87.....	802544	366847	435697	87307	71239	49672	123883
1387-88.....	899664	430317	469347	93877	73677	61545	136563
1388-89.....	833447	402451	430996	87622	65792	63863	136948
1389-90.....	859865	428762	431103	90635	63670	69622	141048
East Azarbayejan.....	37768	19141	18627	4681	3325	3553	6284
West Azarbayejan.....	34068	18697	15371	2713	1500	4459	6121
Ardebil.....	20947	11529	9418	1442	849	1793	3268
Esfahan.....	52252	23793	28459	6736	5093	3689	9209
Alborz.....	28730	14724	14006	3677	2943	1961	4727
Ilam.....	9502	4561	4941	625	325	998	1709
Bushehr.....	13747	7140	6607	1351	755	934	1998
Tehran.....	129169	62675	66494	20684	15194	6369	18284
Chaharmahal & Bakhtiari	11939	5812	6127	1003	690	1149	2074
South Khorasan.....	9917	5312	4605	627	418	760	1381
Khorasan-e-Razavi.....	61805	29046	32759	6146	4400	5050	10563
North Khorasan.....	9513	4846	4667	869	638	691	1563
Khuzestan.....	54492	27050	27442	4898	2886	4149	9638
Zanjan.....	11452	5853	5599	1115	963	1094	1787
Semnan.....	6415	2967	3448	927	625	350	906
Sistan & Baluchestan... ..	21300	11376	9924	994	724	2352	3458
Fars.....	55341	27117	28224	5882	3479	4464	11099
Qazvin	14462	7716	6746	1222	976	780	2003
Qom.....	12686	5861	6825	1604	864	1088	2326
Kordestan.....	13953	6819	7134	1386	967	1887	2859
Kerman.....	37770	19061	18709	2629	2083	2857	5577
Kermanshah	24416	12574	11842	2032	1390	3245	4809
Kohgiluyeh & Boyerahmad.	8918	4646	4272	847	532	1128	1720
Golestan.....	17424	8619	8805	1331	914	1751	3210
Gilan.....	27522	13242	14280	2627	1979	1491	4011
Lorestan.....	28660	15266	13394	1860	1372	3219	5034
Mazandaran.....	34942	17203	17739	4036	2805	2380	5027
Markazi.....	16628	8454	8174	1717	1190	1129	2431
Hormozgan.....	18519	9228	9291	1427	1298	1698	3075
Hamedan....	23725	12948	10777	2393	1766	2157	3081
Yazd.....	11883	5486	6397	1154	727	997	1816

15. 25. UPPER SECONDARY SCHOOL GRADUATES⁽¹⁾ BY FIELD OF STUDY (continued)

Academic year and Ostan	Humanities ⁽²⁾		Technical and vocational		Work and knowledge	
	Male	Female	Male	Female	Male	Female
1370-71.....	52098	49830	22023	6772	000	000
1375-76.....	12891	29557	14204	7409	000	000
1380-81.....	86342	164203	27485	9944	83542	58639
1385-86.....	65588	140082	78826	51385	101942	80270
1386-87.....	64005	128525	71165	44914	94698	67136
1387-88.....	71996	138951	79888	45794	123011	74362
1388-89.....	68929	123577	73309	39099	108728	65580
1389-90.....	66585	117000	78368	41717	123552	67668
East Azarbayejan.....	3187	4769	3555	1948	4165	2301
West Azarbayejan.....	2999	4351	2600	1133	5926	2266
Ardebil.....	1659	2910	1422	840	5213	1551
Esfahan.....	2409	6387	5662	3127	5297	4643
Alborz.....	1272	2591	2009	1457	5805	2288
Ilam.....	892	1644	624	285	1422	978
Bushehr.....	910	1871	1002	558	2943	1425
Tehran.....	5802	15500	10939	7629	18881	9887
Chaharmahal&Bakhtiyari.....	968	1656	875	584	1817	1123
South Khorasan.....	1091	1519	899	337	1935	950
Khorasan-e-Razavi.....	4071	8597	5907	3120	7872	6079
North Khorasan.....	774	1173	1305	415	1207	878
Khuzestan.....	5843	8663	4433	1759	7727	4496
Zanjan.....	1098	1631	1068	434	1478	784
Semnan.....	391	935	458	304	841	678
Sistan&Baluchestan.....	4248	4447	1421	371	2361	924
Fars.....	4300	7648	6187	2801	6284	3197
Qazvin.....	674	1724	1532	689	3508	1354
Qom.....	1035	1939	973	727	1161	969
Kordestan.....	1222	1777	1124	643	1200	888
Kerman.....	4395	6677	4026	1991	5154	2381
Kermanshah.....	2480	3306	2076	930	2741	1407
Kohgiluyeh&Boyerahmad.....	764	994	653	313	1254	713
Golestan.....	2034	2734	1624	820	1879	1127
Gilan.....	1597	4263	2726	1604	4801	2423
Lorestan.....	3427	3812	2636	1249	4124	1927
Mazandaran.....	2258	4675	3686	2080	4843	3152
Markazi.....	970	2250	1715	705	2923	1598
Hormozgan.....	1239	2168	1456	972	3408	1778
Hamedan.....	1726	2297	2425	1185	4247	2448
Yazd.....	850	2092	1350	707	1135	1055

1. Statistics provided until the academic year 1375-76 include graduates from daily course only, and from that academic year forward, the statistics include day and adults courses.

2. Including graduates from Ma'aref course since the academic year 1380-81.

3. Graduates of the old educational system were not available by field of study and are included in the total only.

Source: Ministry of Education.

15. 26. PRE-UNIVERSITY GRADUATES⁽¹⁾ BY FIELD OF STUDY

Academic year and Ostan	Total			Mathematics		Experimental sciences		Humanities ⁽²⁾		Arts	
	Both sexes	Male	Female	Male	Female	Male	Female	Male	Female	Male	Female
1380-81.....	506234	186730	319504	91805	82394	44911	114957	49031	117779	983	4374
1385-86.....	456215	161228	294987	72808	60510	42182	114423	45653	114870	585	5184
1386-87.....	459871	164909	294962	75549	61812	41632	114551	47215	113706	513	4893
1387-88.....	000	000	000	000	000	000	000	000	000	000	000
1388-89.....	000	000	000	000	000	000	000	000	000	000	000
1389-90.....	400146	150981	249165	43336	110004	72205	56720	35136	79561	304	2880
East Azarbayejan..	18724	7569	11155	2217	5256	3637	2801	1715	3008	0	90
West Azarbayejan ..	16799	7272	9527	3003	4995	2250	1346	2019	3157	0	29
Ardebil	7127	3166	3961	1114	1701	964	612	1088	1620	0	28
Esfahan.....	27877	9559	18318	2553	7749	5662	4679	1320	5401	24	489
Ilam	3933	1296	2637	558	1405	491	363	247	869	0	0
Alborz	11478	4262	7216	829	3357	2927	2332	506	1527	0	0
Bushehr	5314	1873	3441	538	1602	934	596	401	1201	0	42
Tehran	58324	22360	35964	3408	12231	15733	12203	3085	10752	134	778
Chaharmahal&Bakhtiyari ..	5400	2026	3374	670	1697	751	647	605	1013	0	17
South Khorasan	4151	1488	2663	472	1146	502	409	514	1100	0	8
Khorasan-e-Razavi.....	30279	11037	19242	3432	8730	5095	4129	2461	6147	49	236
North Khorasan	4119	1291	2828	402	1276	562	512	327	1040	0	0
Khuzestan	24135	8680	15455	2221	6970	3719	2542	2740	5846	0	97
Zanjan	6184	2391	3793	706	1585	1044	1018	641	1179	0	11
Semnan.....	2736	1175	1561	213	566	733	480	229	491	0	24
Sistan&Baluchestan	9659	3859	5800	1313	2565	780	642	1766	2570	0	23
Fars	26465	9359	17106	2807	8772	4531	3257	2019	4914	2	163
Qazvin	5895	2024	3871	583	1706	976	854	454	1268	11	43
Qom.....	6245	2322	3923	614	1703	1178	709	519	1460	11	51
Kordestan	5614	2426	3188	974	1632	807	622	645	934	0	0
Kerman	16770	5940	10830	1728	4581	2276	2011	1906	4050	30	188
Kermanshah	11089	4434	6655	1729	3604	1452	1132	1242	1912	11	7
Kohgiluyeh&Boyerahmad ..	4158	1731	2427	726	1230	612	518	393	649	0	30
Golestan	9905	3980	5925	1506	2854	1371	1121	1103	1877	0	73
Gilan.....	13361	4663	8698	1215	3544	2363	2021	1085	3007	0	126
Lorestan.....	12675	5108	7567	1953	3775	1574	1361	1581	2409	0	22
Mazandaran.....	19066	7342	11724	1904	4822	3667	2827	1771	3937	0	138
Markazi	7244	2433	4811	650	2030	1365	1260	410	1497	8	24
Hormozgan.....	7702	2646	5056	1043	2392	1069	1249	534	1391	0	24
Hamedan	10772	4582	6190	1389	2684	1993	1607	1190	1865	10	34
Yazd	6946	2687	4259	866	1844	1187	860	620	1470	14	85

1. Including day and evening courses.

2. Including graduates from Ma'aref course.

Source: Ministry of Education

15. 27. LEARNERS COMPLETED LITERACY MOVEMENT COURSES BY SEX.

Year and Ostan	Total			Preliminary		Complementary		Final course	
	Both sexes	Male	Female	Male	Female	Male	Female	Male	Female
1375.....	622351	87132	535219	46094	223470	29816	172574	7902	96094
1380.....	452141	87426	364715	37675	133295	24402	104557	15635	79132
1385.....	1082367	155851	926516	86105	409240	43966	282157	15309	135806
1386.....	1204125	184781	1019344	100914	460456	58599	329302	17674	147611
1387.....	979895	146963	832932	88063	447694	57706	363518	929	17791
1388.....	883644	139388	744256	78261	354680	60296	379925	831	9608
1389 ⁽¹⁾	513497	71811	441686	33686	152992	34404	224068	3686	64146
1390.....	407756	87447	320309	2064	343	31253	178453	×	×
East Azarbayejan.....	30083	7223	22860	107	47	1536	11867	×	×
West Azarbayejan.....	29544	6384	23160	115	2	3228	15307	×	×
Ardebil.....	7431	1958	5473	13	0	741	3077	×	×
Esfahan.....	9283	953	8330	8	3	299	6180	×	×
Alborz.....	1725	142	1583	10	14	48	714	×	×
Ilam.....	5628	1778	3850	7	0	654	2333	×	×
Bushehr.....	2195	491	1704	8	1	73	650	×	×
Tehran.....	7772	1181	6591	43	1	293	3513	×	×
Chaharmahal&Bakhtiari.....	2383	304	2079	28	0	86	1362	×	×
South Khorasan.....	2814	486	2328	87	5	116	1391	×	×
Khorasan-e-Razavi.....	27937	9213	18724	310	19	2732	9196	×	×
North Khorasan.....	7427	2119	5308	1	0	417	2036	×	×
Khuzestan.....	28779	6525	22254	196	6	2988	12895	×	×
Zanjan.....	3648	1035	2613	0	0	373	1749	×	×
Semnan.....	324	69	255	0	7	8	59	×	×
Sistan&Baluchestan.....	65306	15014	50292	214	46	6735	27981	×	×
Fars.....	10877	2459	8418	22	14	786	5165	×	×
Qazvin.....	7823	1134	6689	164	18	416	4570	×	×
Qom.....	6863	1100	5763	52	0	364	2841	×	×
Kordestan.....	28544	4287	24257	26	2	1944	15321	×	×
Kerman.....	15411	3277	12134	450	64	1013	5810	×	×
Kermanshah.....	9354	1747	7607	33	19	622	4586	×	×
Kohgiluyeh&Boyerahmad.....	4396	874	3522	0	0	405	2190	×	×
Golestan.....	9767	1543	8224	28	14	422	3699	×	×
Gilan.....	16758	4271	12487	22	0	1304	5713	×	×
Lorestan.....	26502	4927	21575	33	32	1672	10511	×	×
Mazandaran.....	14999	2365	12634	10	11	673	6364	×	×
Markazi.....	1384	103	1281	0	1	47	576	×	×
Hormozgan.....	16485	3645	12840	23	10	993	6334	×	×
Hamedan.....	5097	435	4662	10	0	210	4085	×	×
Yazd.....	1217	405	812	44	7	55	378	×	×

15. 27. LEARNERS COMPLETED LITERACY MOVEMENT COURSES BY SEX (continued)

Year and Ostan	Fifth grade		Literacy movement course	
	Male	Female	Male	Female
1375.....	3320	43081	×	×
1380.....	9714	47731	×	×
1385.....	10471	99313	×	×
1386.....	7594	81975	×	×
1387.....	265	3929	×	×
1388.....	0	43	×	×
1389 ⁽¹⁾	35	480	×	×
1390.....	×	×	54130	141513
East Azarbayejan.....	×	×	5580	10946
West Azarbayejan.....	×	×	3041	7851
Ardebil.....	×	×	1204	2396
Esfahan.....	×	×	646	2147
Alborz.....	×	×	84	855
Ilam.....	×	×	1117	1517
Bushehr.....	×	×	410	1053
Tehran.....	×	×	845	3077
Chaharmahal&Bakhtiyari.....	×	×	190	717
South Khorasan.....	×	×	283	932
Khorasan-e-Razavi.....	×	×	6171	9509
North Khorasan.....	×	×	1701	3272
Khuzestan.....	×	×	3341	9353
Zanjan.....	×	×	662	864
Semnan.....	×	×	61	189
Sistan&Baluchestan.....	×	×	8065	22265
Fars.....	×	×	1651	3239
Qazvin.....	×	×	554	2101
Qom.....	×	×	684	2922
Kordestan.....	×	×	2317	8934
Kerman.....	×	×	1814	6260
Kermanshah.....	×	×	1092	3002
Kohgiluyeh&Boyerahmad.....	×	×	469	1332
Golestan.....	×	×	1093	4511
Gilan.....	×	×	2945	6774
Lorestan.....	×	×	3222	11032
Mazandaran.....	×	×	1682	6259
Markazi.....	×	×	56	704
Hormozgan.....	×	×	2629	6496
Hamedan.....	×	×	215	577
Yazd.....	×	×	306	427

1. Since Literacy Movement Organization accessed the illiterate people's personal information through the Databank of Targeted Subsidies in the second half of the year 1389, comparing the performance of the Organization in the second half of the year 1389 with the number of the illiterate people in the mentioned Databank shows that a number of people were literate; therefore they were crossed out from the literacy classes.

Source: Literacy Movement Organization

15. 28. TEACHING AND CLERICAL STAFF OF TEACHER TRAINING COURSES

Academic year	Teaching	Clerical
1375-76.....	1950	2640
1380-81.....	1176	2052
1385-86.....	1071	1788
1386-87.....	890	1466
1387-88.....	881	1411
1388-89.....	751	1526
1389-90.....	721	1460
1390-91.....	831	1093

Source: Ministry of Education.

15. 29. STUDENTS AND CENTRES OF TEACHER TRAINING COURSES

Academic year and Ostan	Students			Centre
	Both sexes	Male	Female	
1375-76.....	16011	8447	7564	100
1380-81.....	11762	6267	5495	92
1385-86.....	13665	7771	5894	77
1386-87.....	18858	11554	7304	97
1387-88.....	9945	5663	4282	117
1388-89.....	4880	2551	2329	96
1389-90.....	30579	15358	15221	96
1390-91.....	35605	16740	18865	98
East Azarbayejan.....	1163	524	639	2
West Azarbayejan	1042	642	400	4
Ardebil	620	304	316	3
Esfahan.....	1848	809	1039	5
Alborz	496	164	332	2
Ilam	555	234	321	2
Bushehr	660	315	345	2
Tehran	2992	983	2009	9
Chaharmahal&Bakhtiyari	382	172	210	3
South Khorasan.....	696	326	370	3
Khorasan-e-Razavi.....	3047	1435	1612	6
North Khorasan.....	528	269	259	2
Khuzestan	2848	1565	1283	7
Zanjan	659	361	298	2
Semnan.....	175	70	105	2
Sistan&Baluchestan	1525	749	776	2
Fars	2668	1405	1263	6
Qazvin	585	258	327	2
Qom	1068	453	615	3
Kordestan	1135	526	609	2
Kerman	1271	629	642	2
Kermanshah	1393	594	799	2
Kohgiluyeh&Boyerahmad	430	238	192	2
Golestan	994	393	601	3
Gilan.....	1097	490	607	2
Lorestan.....	861	502	359	4
Mazandaran.....	1173	480	693	6
Markazi	738	322	416	2
Hormozgan.....	1321	730	591	2
Hamedan	1027	471	556	2
Yazd	608	327	281	2

Source: Ministry of Education.

15. 30. FULL-TIME AND PART-TIME TEACHING STAFF OF UNIVERSITIES AND HIGHER EDUCATION CENTRES⁽¹⁾ BY SEX

Academic year and Ostan	Both sexes	Male	Female
1375-76.....	40477	33306	7171
1380-81.....	54969	44899	10070
1385-86.....	82935	66358	16579
1387-88.....	102152	79914	22238
1388-89.....	111880	88316	23564
1389-90.....	142279	109228	33051
1390-91.....	171271	123718	47553
1391-92.....	184854	131996	52858
East Azarbayejan.....	8176	6228	1948
West Azarbayejan	6467	4898	1569
Ardebil	2633	2058	575
Esfahan.....	13855	9312	4543
Alborz	3644	2354	1290
Ilam	2343	1627	716
Bushehr	2178	1491	687
Tehran	33578	25172	8406
Chaharmahal&Bakhtiari	2158	1496	662
South Khorasan.....	1840	1333	507
Khorasan-e-Razavi.....	12409	8809	3600
North Khorasan.....	1886	1281	605
Khuzestan	6745	4828	1917
Zanjan	3487	2522	965
Semnan.....	3875	2756	1119
Sistan&Baluchestan	2867	2168	699
Fars	9786	6418	3368
Qazvin	4622	3147	1475
Qom	3022	2315	707
Kordestan	2576	2043	533
Kerman	10508	6787	3721
Kermanshah	4039	2870	1169
Kohgiluyeh&Boyerahmad	2275	1794	481
Golestan	4665	3321	1344
Gilan.....	5832	4061	1771
Lorestan.....	3058	2236	822
Mazandaran.....	10455	7546	2909
Markazi	3586	2396	1190
Hormozgan.....	2378	1607	771
Hamedan	4338	3098	1240
Yazd	5573	4024	1549

1. Excluding Islamic Azad University.

Source: Ministry of Science, Research and Technology.

15. 31. FULL-TIME AND PART-TIME TEACHING STAFF OF UNIVERSITIES AND HIGHER EDUCATION CENTRES⁽¹⁾ BY SCIENTIFIC RANKING

Academic year and Ostan	Total	Faculty member					Non-faculty staff
		Full professor	Associate professor	Assistant professor	Lecturer	Assistant lecturer	
1375-76.....	40477	907	1923	9661	14059	1100	12827
1380-81.....	54969	1344	2596	14379	16055	948	19647
1385-86.....	82935	2146	3983	18737	20197	1254	36618
1387-88.....	102152	2225	4509	19681	23612	889	51236
1388-89.....	111880	2411	5502	21188	24188	1550	57041
1389-90.....	142279	2768	5994	22879	24682	1634	84322
1390-91.....	171271	2789	6315	22585	17470	2288	119824
1391-92.....	184854	3482	7750	26811	14957	1193	130661
East Azarbayejan.....	8176	166	413	1213	626	73	5685
West Azarbayejan.....	6467	99	177	839	464	48	4840
Ardebil.....	2633	6	56	267	138	14	2152
Esfahan.....	13855	295	703	2094	1151	103	9509
Alborz.....	3644	70	117	548	144	21	2744
Ilam.....	2343	0	12	180	143	26	1982
Bushehr.....	2178	3	18	231	248	13	1665
Tehran.....	33578	1829	3438	8698	2366	172	17075
Chaharmahal&Bakhtiari.....	2158	13	59	298	100	25	1663
South Khorasan.....	1840	3	46	281	216	12	1282
Khorasan-e-Razavi.....	12409	252	500	1250	931	35	9441
North Khorasan.....	1886	0	0	59	137	8	1682
Khuzestan.....	6745	99	259	855	549	76	4907
Zanjan.....	3487	25	67	491	185	9	2710
Semnan.....	3875	25	121	762	552	37	2378
Sistan&Baluchestan.....	2867	21	99	462	675	16	1594
Fars.....	9786	193	368	965	552	51	7657
Qazvin.....	4622	12	66	440	324	14	3766
Qom.....	3022	20	73	614	285	5	2025
Kordestan.....	2576	3	35	326	134	17	2061
Kerman.....	10508	93	216	932	644	59	8564
Kermanshah.....	4039	22	83	502	250	71	3111
Kohgiluyeh&Boyerahmad.....	2275	1	15	223	106	17	1913
Golestan.....	4665	19	98	364	317	15	3852
Gilan.....	5832	28	119	625	341	20	4699
Lorestan.....	3058	12	33	328	307	55	2323
Mazandaran.....	10455	66	223	1022	849	31	8264
Markazi.....	3586	14	49	417	238	29	2839
Hormozgan.....	2378	0	18	232	181	24	1923
Hamedan.....	4338	55	137	676	348	35	3087
Yazd.....	5573	38	132	617	1456	62	3268

1. Excluding Islamic Azad University.

Source: Ministry of Science, Research and Technology.

15. 32. TEACHING STAFF^(1,2) OF ISLAMIC AZAD UNIVERSITY BY SEX

Academic year and Ostan	Both sexes	Male	Female
1375-76.....	18228	15943	2285
1380-81.....	24266	20509	3757
1385-86.....	51993	40983	11010
1387-88 ⁽³⁾	64642	50052	14590
1388-89 ⁽³⁾	71931	54786	17145
1389-90.....	79780	58497	21283
1390-91.....	82113	59791	22322
1391-92.....	84134	60594	23540
East Azarbayejan.....	6213	4667	1546
West Azarbayejan	2282	1796	486
Ardebil	1653	1347	306
Esfahan.....	5480	3799	1681
Alborz	1933	1321	612
Ilam	677	537	140
Bushehr	842	674	168
Tehran	16295	10660	5635
Chaharmahal&Bakhtiyari	835	589	246
South Khorasan.....	540	417	123
Khorasan-e-Razavi.....	3718	2694	1024
North Khorasan.....	634	460	174
Khuzestan	6147	4508	1639
Zanjan	1704	1268	436
Semnan.....	1501	1101	400
Sistan&Baluchestan	1208	923	285
Fars	5290	3808	1482
Qazvin	2240	1699	541
Qom	588	443	145
Kordestan	1037	840	197
Kerman	2549	1739	810
Kermanshah	1319	958	361
Kohgiluyeh&Boyerahmad	851	652	199
Golestan	1318	981	337
Gilan.....	2937	2097	840
Lorestan.....	1778	1287	491
Mazandaran.....	4442	3245	1197
Markazi	3388	2488	900
Hormozgan.....	1528	1124	404
Hamedan	1660	1232	428
Yazd	1547	1240	307

1. Including full-time, part-time, contract, and fellow staff.

2. Including a number of teaching staff of universities and higher education institutes covered by the Ministry of Science, Research and Technology who work with the Islamic Azad University.

3. Excluding overseas branches.

Source: Islamic Azad University.

15. 33. TEACHING STAFF^(1,2) OF ISLAMIC AZAD UNIVERSITY BY RANK

Academic year and Ostan	Total	Faculty member					Non-faculty staff
		Full professor	Associate professor	Assistant professor	Lecturer	Assistant lecturer	
1375-76.....	⁽³⁾ 18228	374	712	3184	13163	0	×
1380-81.....	24266	723	514	3737	15743	877	2672
1385-86.....	51993	680	726	6694	33195	2920	7778
1387-88 ⁽⁴⁾	64642	636	743	7580	39496	3830	12357
1388-89 ⁽⁴⁾	71931	764	950	9505	43054	3559	14099
1389-90.....	79780	769	1106	11195	49190	2935	14585
1390-91.....	82113	770	1252	12360	50160	2599	14972
1391-92.....	84134	813	1287	12996	51178	3391	14469
East Azarbayejan.....	6213	66	118	847	4539	198	445
West Azarbayejan.....	2282	11	9	217	1433	98	514
Ardebil.....	1653	20	9	259	1157	22	186
Esfahan.....	5480	45	95	764	2484	120	1972
Alborz.....	1933	36	52	290	573	5	977
Ilam.....	677	59	4	70	257	62	225
Bushehr.....	842	2	0	75	614	26	125
Tehran.....	16295	349	575	3814	8436	538	2583
Chaharmahal&Bakhtiyari	835	6	12	97	679	31	10
South Khorasan.....	540	0	9	67	411	11	42
Khorasan-e-Razavi.....	3718	33	48	602	2107	68	860
North Khorasan.....	634	0	1	57	438	50	88
Khuzestan.....	6147	19	30	499	4692	777	130
Zanjan.....	1704	3	15	233	1285	7	161
Semnan.....	1501	6	15	345	895	26	214
Sistan&Baluchestan.....	1208	1	10	155	614	49	379
Fars.....	5290	53	26	640	3933	276	362
Qazvin.....	2240	19	33	429	1662	40	57
Qom.....	588	4	13	155	148	7	261
Kordestan.....	1037	1	6	170	392	22	446
Kerman.....	2549	21	30	483	1466	72	477
Kermanshah.....	1319	2	4	79	962	72	200
Kohgiluyeh&Boyerahmad	851	1	4	44	562	6	234
Golestan.....	1318	5	6	101	929	36	241
Gilan.....	2937	13	45	428	1647	273	531
Lorestan.....	1778	6	9	145	1175	53	390
Mazandaran.....	4442	7	46	711	2475	184	1019
Markazi.....	3388	6	33	533	2382	64	370
Hormozgan.....	1528	11	7	185	811	95	419
Hamedan.....	1660	1	9	222	1190	16	222
Yazd.....	1547	7	14	280	830	87	329

1. Including full-time, part-time, contract and fellow teaching staff.

2. Including a number of teaching staff of universities and higher education institutes covered by the Ministry of Science, Research and Technology who work with the Islamic Azad University.

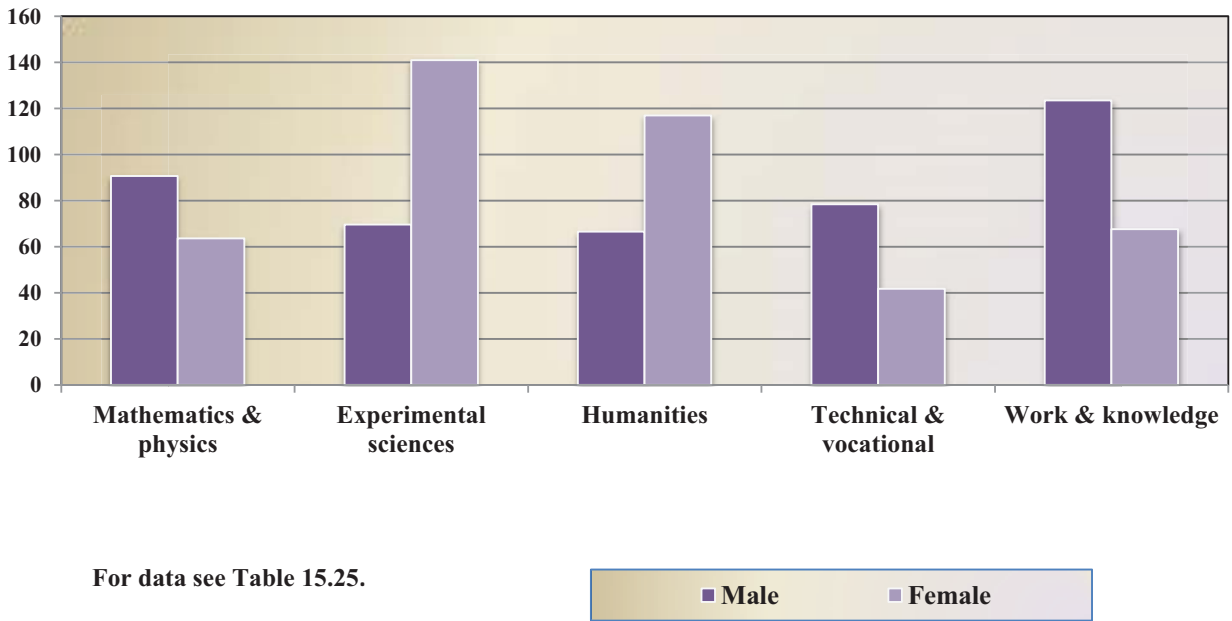
3. Including 795 fellow teaching staff who are not faculty members and are included in the total.

4. Excluding overseas branches.

Source: Islamic Azad University.

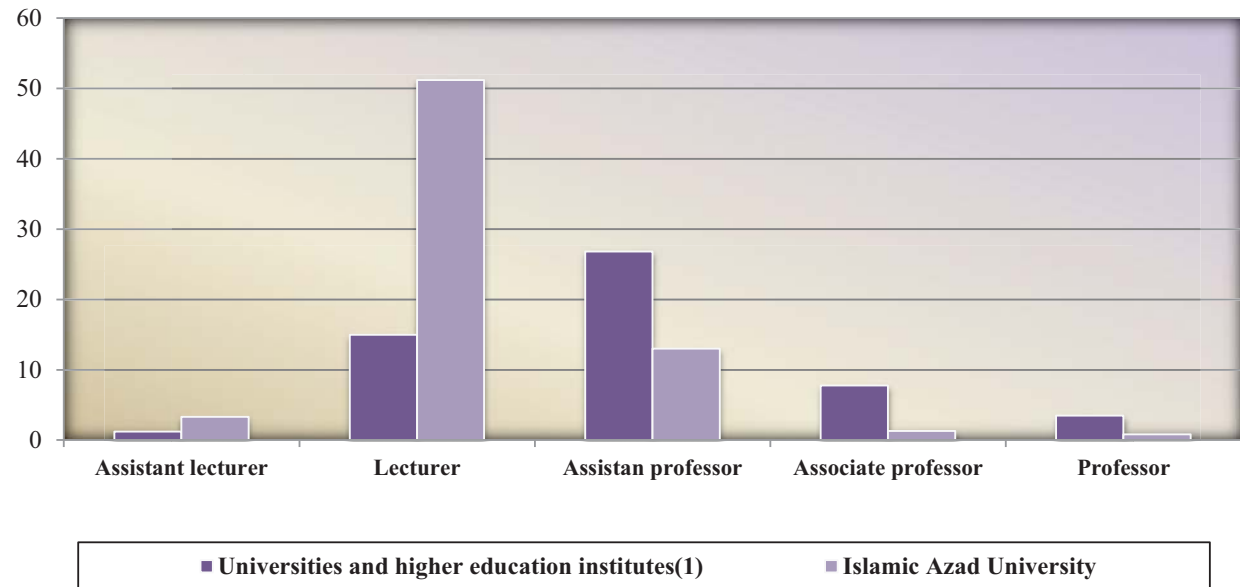
15.3. GENERAL UPPER SECONDARY SCHOOL GRADUATES BY SEX AND FIELD OF STUDY, ACADEMIC YEAR 1389-1390

Person



15.4. TEACHING STAFF BY RANK, ACADEMIC YEAR 1391-1392

Thousand persons



For data see Tables 15.31 and 15.33.

(1)Excluding teaching staff of universities of the Ministry of Health and Medical Education.

15. 34. STUDENTS ENROLLED AT THE UNIVERSITIES AND HIGHER EDUCATION INSTITUTES^(1,2) BY SEX

Academic year and Ostan	Both sexes	Male	Female
1375-76.....	158056	90600	67456
1380-81.....	205026	98589	106437
1385-86 ⁽³⁾	237323	119840	117483
1387-88.....	598790	274617	324173
1388-89.....	822852	408561	414291
1389-90.....	739965	355092	384873
1390-91.....	837582	406701	430881
1391-92.....	796472	420413	376059
East Azarbayejan	36111	19462	16649
West Azarbayejan.....	22452	12162	10290
Ardebil.....	11694	6271	5423
Esfahan	53263	27421	25842
Alborz	16892	7981	8911
Ilam.....	9761	5018	4743
Bushehr.....	15950	9812	6138
Tehran.....	124476	67333	57143
Chaharmahal&Bakhtiari	9493	4681	4812
South Khorasan.....	9001	5103	3898
Khorasan-e-Razavi	61379	32163	29216
North Khorasan.....	8073	4376	3697
Khuzestan	29054	14132	14922
Zanjan	13024	7168	5856
Semnan	21456	10693	10763
Sistan&Baluchestan.....	18323	9749	8574
Fars	38909	18503	20406
Qazvin	27858	14915	12943
Qom	14356	8214	6142
Kordestan.....	10853	5520	5333
Kerman	32969	16751	16218
Kermanshah	17119	8941	8178
Kohgiluyeh&Boyerahmad.....	10155	5481	4674
Golestan.....	17534	9042	8492
Gilan	26342	13923	12419
Lorestan	18417	9627	8790
Mazandaran	51808	29144	22664
Markazi.....	18059	9866	8193
Hormozgan	13014	6511	6503
Hamedan.....	20228	10031	10197
Yazd	18449	10419	8030

1. Including those enrolled on the evening and comparative courses. (As of the academic year 1380-81 comparative courses were crossed out).

2. Excluding Islamic Azad University.

3. Excluding Payam-e-Noor university.

Source: Ministry of Science, Research and Technology.

15. 35. STUDENTS ENROLLED TO THE ISLAMIC AZAD UNIVERSITY BY SEX

Academic year and Ostan	Both sexes	Male	Female
1375-76.....	148745	82845	65900
1380-81.....	172810	86241	86569
1385-86.....	310187	000	000
1387-88.....	353676	000	000
1388-89.....	443592	277511	166081
1389-90.....	489780	302856	186924
1390-91.....	442956	268747	174209
1391-92.....	579614	364408	215206
East Azarbayejan.....	31133	21444	9689
West Azarbayejan	18160	12337	5823
Ardebil	9504	6436	3068
Esfahan.....	32801	20934	11867
Alborz	11068	6247	4821
Ilam	4846	3383	1463
Bushehr	9870	7274	2596
Tehran	107610	57467	50143
Chaharmahal&Bakhtiyari	5292	3463	1829
South Khorasan.....	4166	2742	1424
Khorasan-e-Razavi.....	24463	15016	9447
North Khorasan.....	4542	2951	1591
Khuzestan	48040	32668	15372
Zanjan	8955	5694	3261
Semnan.....	14535	9236	5299
Sistan&Baluchestan	10498	6693	3805
Fars	41960	27073	14887
Qazvin	13591	8712	4879
Qom	2201	1169	1032
Kordestan.....	7017	4511	2506
Kerman	17935	11170	6765
Kermanshah	10931	7219	3712
Kohgiluyeh&Boyerahmad	8027	5525	2502
Golestan	12949	8171	4778
Gilan.....	19090	12298	6792
Lorestan.....	17150	11452	5698
Mazandaran.....	29677	17730	11947
Markazi	19021	12980	6041
Hormozgan.....	13764	8697	5067
Hamedan	11289	7543	3746
Yazd	9529	6173	3356

Source: Islamic Azad University.

15. 36. STUDENTS AT UNIVERSITIES AND HIGHER EDUCATION INSTITUTES⁽¹⁾ BY BROAD FIELD OF STUDY AND SEX

Academic year and broad field of study	All degrees			Associate's			Bachelor's		
	Both sexes	Male	Female	Both sexes	Male	Female	Both sexes	Male	Female
1375-76.....	579070	369907	209163	85165	58209	26956	418692	257327	161365
1380-81.....	759870	381505	378365	146389	90302	56087	532525	238509	294016
1385-86.....	1538874	650075	888799	283284	160800	122484	1131538	420798	710740
1387-88.....	1957867	821844	1136023	332301	191806	140495	1455015	536774	918241
1388-89.....	2330850	1035705	1295145	629131	362008	267123	1500685	566461	934224
1389-90.....	2580403	1138142	1442261	651776	373428	278348	1697601	645125	1052476
1390-91.....	2828265	1251963	1576302	662471	381625	280846	1876303	723706	1152597
1391-92.....	2853499	1326929	1526570	592878	384956	207922	1929881	774937	1154944
Medicine.....	156295	58731	97564	7307	5760	1547	73060	21363	51697
Humanities.....	1346416	505602	840814	211867	111792	100075	1028507	340831	687676
Basic sciences.....	201337	63211	138126	1167	548	619	153789	45471	108318
Technical and engineering	799302	561092	238210	270261	218173	52088	462939	294141	168798
Agriculture and veterinary	187402	80430	106972	20948	15490	5458	138566	51756	86810
Arts.....	162747	57863	104884	81328	33193	48135	73020	21375	51645

Academic year and broad field of study	Master's			Professional doctorate			Speciality doctorate		
	Both sexes	Male	Female	Both sexes	Male	Female	Both sexes	Male	Female
1375-76.....	26832	22061	4771	39837	26533	13304	8544	5777	2767
1380-81.....	35481	26440	9041	34093	17574	16519	11382	8680	2702
1385-86.....	76406	43623	32783	29455	12842	16613	18191	12012	6179
1387-88.....	108667	60701	47966	35054	14378	20676	26830	18185	8645
1388-89.....	132797	71756	61041	37775	15414	22361	30462	20066	10396
1389-90.....	155494	81323	74171	40792	16248	24544	34740	22018	12722
1390-91.....	206608	104591	102017	42888	17270	25618	39995	24771	15224
1391-92.....	230198	115979	114219	48825	19796	29029	51717	31261	20456
Medicine.....	12604	4416	8188	45447	18306	27141	17877	8886	8991
Humanities.....	94982	45287	49695	0	0	0	11060	7692	3368
Basic sciences.....	38429	13292	25137	0	0	0	7952	3900	4052
Technical and engineering	56665	41330	15335	0	0	0	9437	7448	1989
Agriculture and veterinary	19680	8688	10992	3378	1490	1888	4830	3006	1824
Arts.....	7838	2966	4872	0	0	0	561	329	232

1. Excluding Islamic Azad University.

Source: Ministry of Science, Research and Technology

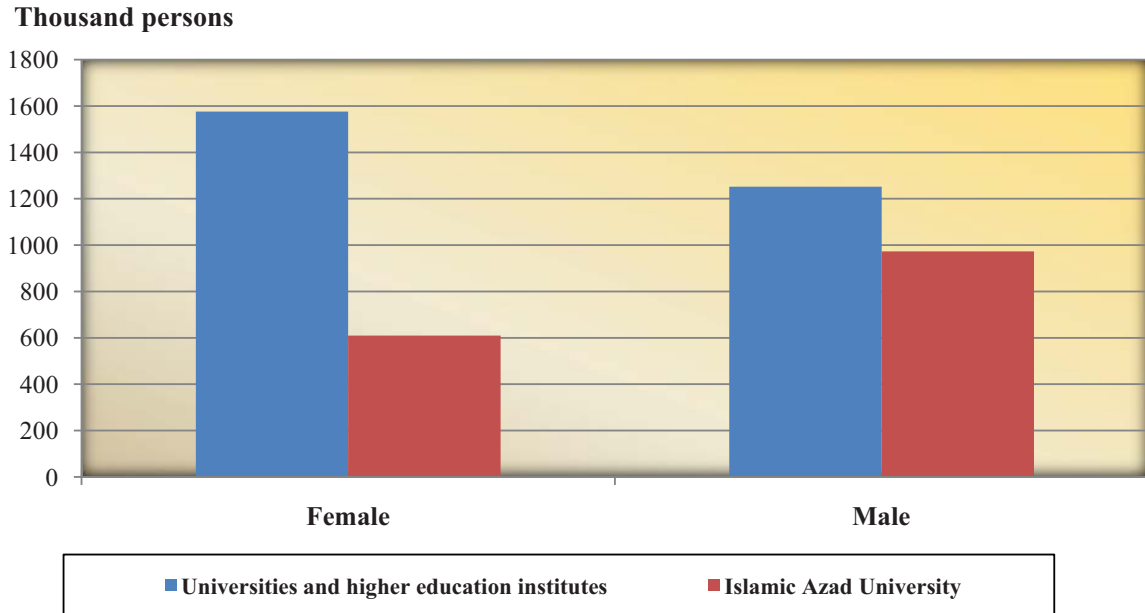
15. 37. STUDENTS OF ISLAMIC AZAD UNIVERSITY BY BROAD FIELD OF STUDY, SEX AND ACADEMIC LEVEL

Academic year and broad field of study	All degrees			Associate's			Bachelor's		
	Both sexes	Male	Female	Both sexes	Male	Female	Both sexes	Male	Female
1375-76.....	613468	362872	250596	67725	37643	30082	517522	305478	212044
1380-81.....	806639	416571	390068	200207	107419	92788	568934	285515	283419
1385-86.....	1289637	696199	593438	453446	266869	186577	779308	396049	383259
1387-88.....	1391509	819138	572371	434283	290068	144215	865170	478041	387129
1388-89.....	1460028	880451	579577	405719	281413	124306	932045	532882	399163
1389-90.....	1536190	940576	595614	401310	283675	117635	983216	575310	407906
1390-91.....	1631022	1004639	626383	366917	264329	102588	1046632	620512	426120
1391-92.....	1582381	972929	609452	340612	250065	90547	988143	581800	406343
Medicine	63035	12223	50812	3639	864	2775	49656	8790	40866
Humanities	582236	298517	283719	106109	60890	45219	336201	162824	173377
Basic sciences	93891	27772	66119	870	209	661	70410	19869	50541
Technical and engineering	705734	570529	135205	213398	179405	33993	446475	355857	90618
Agriculture and veterinary	64602	34263	30339	2146	1577	569	36138	16114	20024
Arts.....	72883	29625	43258	14450	7120	7330	49263	18346	30917

Academic year and broad field of study	Master's			Professional and speciality doctorate		
	Both sexes	Male	Female	Both sexes	Male	Female
1375-76.....	18070	13209	4861	10151	6542	3609
1380-81.....	24974	15929	9045	12524	7708	4816
1385-86.....	41464	24718	16746	15419	8563	6856
1387-88.....	74759	41855	32904	17297	9174	8123
1388-89.....	105806	57380	48426	16458	8776	7682
1389-90.....	135185	72970	62215	16479	8621	7858
1390-91.....	199560	110417	89143	17913	9381	8532
1391-92.....	233415	130777	102638	20211	10287	9924
Medicine	608	188	420	9132	2381	6751
Humanities	136633	72943	63690	3293	1860	1433
Basic sciences	21259	7176	14083	1352	518	834
Technical and engineering	44933	34558	10375	928	709	219
Agriculture and veterinary	20964	11812	9152	5354	4760	594
Arts.....	9018	4100	4918	152	59	93

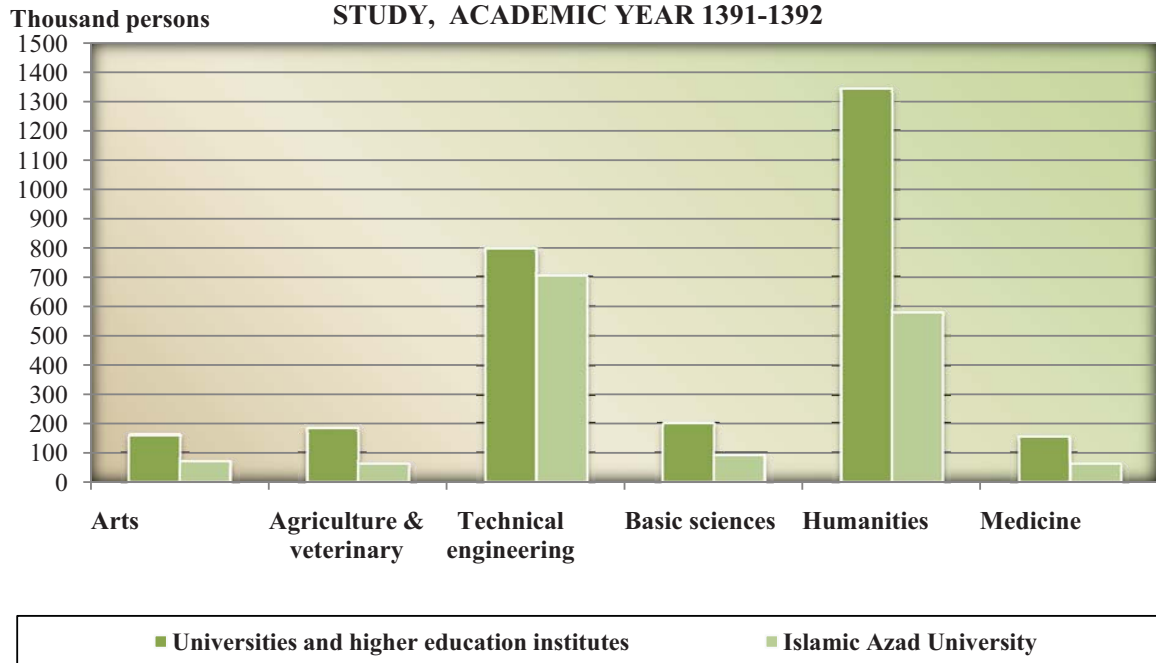
Source: Islamic Azad University.

15.5. STUDENTS AT UNIVERSITIES AND HIGHER EDUCATION INSTITUTES AND ISLAMIC AZAD UNIVERSITY BY SEX, ACADEMIC YEAR 1391-1392



For data see Tables 15.36 and 15.37.

15.6. STUDENTS AT UNIVERSITIES AND HIGHER EDUCATION INSTITUTES AND ISLAMIC AZAD UNIVERSITY BY BROAD FIELD OF STUDY, ACADEMIC YEAR 1391-1392



For data see Tables 15.36 and 15.37.

15. 38. STUDENTS AT UNIVERSITIES AND HIGHER EDUCATION INSTITUTES ⁽¹⁾ BY SEX AND OSTAN, ACADEMIC YEAR 1391-92

Ostan	Both sexes	Male	Female
Total country	2853499	1326929	1526570
East Azarbayejan.....	131834	63349	68485
West Azarbayejan	91317	44967	46350
Ardebil	43478	20715	22763
Esfahan.....	211959	93353	118606
Alborz	63945	25882	38063
Ilam	35720	15313	20407
Bushehr	45513	22812	22701
Tehran	430231	210110	220121
Chaharmahal&Bakhtiyari	33610	13802	19808
South Khorasan.....	33847	16026	17821
Khorasan-e-Razavi.....	200297	94851	105446
North Khorasan.....	28837	13488	15349
Khuzestan.....	121049	48098	72951
Zanjan	48477	23285	25192
Semnan.....	70620	34022	36598
Sistan&Baluchestan	72128	36340	35788
Fars.....	149802	61060	88742
Qazvin	85724	40620	45104
Qom.....	52216	27369	24847
Kordestan	45338	21157	24181
Kerman.....	122002	53400	68602
Kermanshah	66853	29953	36900
Kohgiluyeh&Boyerahmad	34048	16315	17733
Golestan	62191	28875	33316
Gilan.....	88827	42314	46513
Lorestan.....	62624	27125	35499
Mazandaran.....	174163	87277	86886
Markazi	61360	29548	31812
Hormozgan.....	48960	21721	27239
Hamedan	71778	32190	39588
Yazd	64751	31592	33159

1. Excluding Islamic Azad University.

Source: Ministry of Science, Research and Technology.

15. 39. STUDENTS AT ISLAMIC AZAD UNIVERSITY BY SEX AND OSTAN, ACADEMIC YEAR 1391-92

Ostan	Both sexes	Male	Female
Total country	1582381	972929	609452
East Azarbayejan.....	89748	61095	28653
West Azarbayejan	40692	26582	14110
Ardebil	24788	16161	8627
Esfahan.....	97438	60758	36680
Alborz	37006	19178	17828
Ilam	10543	7570	2973
Bushehr	25747	18370	7377
Tehran	315311	161181	154130
Chaharmahal&Bakhtiari	13112	8724	4388
South Khorasan.....	10509	6027	4482
Khorasan-e-Razavi.....	67535	39386	28149
North Khorasan.....	12322	7978	4344
Khuzestan.....	141371	93292	48079
Zanjan	24080	15995	8085
Semnan.....	30136	20042	10094
Sistan&Baluchestan	24200	15307	8893
Fars.....	113185	70674	42511
Qazvin	45865	29884	15981
Qom.....	8980	5139	3841
Kordestan	21973	13986	7987
Kerman.....	45167	28458	16709
Kermanshah	29203	19512	9691
Kohgiluyeh&Boyerahmad	22349	15478	6871
Golestan	25815	16225	9590
Gilan.....	48042	29146	18896
Lorestan.....	38824	26125	12699
Mazandaran.....	78278	47524	30754
Markazi	53353	37534	15819
Hormozgan.....	35065	21786	13279
Hamedan	27906	17970	9936
Yazd	23838	15842	7996

Source: Islamic Azad University.

**15. 40. NUMBER OF GRADUATES FROM UNIVERSITIES AND HIGHE REDUCATION
INSTITUTES BY SEX, AGE AND ACADEMIC LEVEL, 1390 CENSUS**

Sex and age	Total	Associate's	Bachelor's	Master's ⁽¹⁾	Professional and specialty doctorate	Not stated
Both sexes.....	6361291	1903548	3786153	577260	93614	716
16 years and under.....	235	74	21	9	131	0
17-19 years.....	14133	8100	5420	200	389	24
20-24 years.....	720196	301906	405576	10796	1781	137
25-29 years.....	1600542	458881	1010427	125943	5091	200
30-34 years.....	1201064	314845	761941	113445	10721	112
35-39 years.....	838701	181015	561173	84374	12070	69
40-44 years.....	657270	158805	397142	85025	16257	41
45-49 years.....	456052	143405	239318	59319	13972	38
50-54 years.....	344948	141277	157673	35721	10252	25
55-59 years.....	242609	102346	109398	23255	7585	25
60-64 years.....	132688	46828	64797	15964	5080	19
65-69 years.....	76929	27302	36185	9871	3563	8
70-74 years.....	39442	11340	19149	6338	2608	7
75 years and over.....	36480	7424	17933	7000	4112	11
Not specified.....	2	0	0	0	2	0
Male.....	3406093	1075652	1885968	377942	66076	455
16 years and under.....	120	56	12	5	47	0
17-19 years.....	6533	3901	2318	119	182	13
20-24 years.....	312935	149446	157447	5196	779	67
25-29 years.....	702992	235215	402364	62847	2449	117
30-34 years.....	563197	165619	328260	62975	6275	68
35-39 years.....	463234	103465	295952	55982	7789	46
40-44 years.....	408966	96360	238523	62668	11383	32
45-49 years.....	304806	92365	156161	46001	10246	33
50-54 years.....	244044	94819	112640	28705	7860	20
55-59 years.....	177890	70425	82383	19356	5704	22
60-64 years.....	99885	32400	49663	13597	4212	13
65-69 years.....	57507	17006	28946	8509	3039	7
70-74 years.....	33028	8821	16227	5654	2319	7
75 years and over.....	30954	5754	15072	6328	3790	10
Not specified.....	2	0	0	0	2	0
Female.....	2955198	827896	1900185	199318	27538	261
16 years and under.....	115	18	9	4	84	0
17-19 years.....	7600	4199	3102	81	207	11
20-24 years.....	407261	152460	248129	5600	1002	70
25-29 years.....	897550	223666	608063	63096	2642	83
30-34 years.....	637867	149226	433681	50470	4446	44
35-39 years.....	375467	77550	265221	28392	4281	23
40-44 years.....	248304	62445	158619	22357	4874	9
45-49 years.....	151246	51040	83157	13318	3726	5
50-54 years.....	100904	46458	45033	7016	2392	5
55-59 years.....	64719	31921	27015	3899	1881	3
60-64 years.....	32803	14428	15134	2367	868	6
65-69 years.....	19422	10296	7239	1362	524	1
70-74 years.....	6414	2519	2922	684	289	0
75 years and over.....	5526	1670	2861	672	322	1
Not specified.....	0	0	0	0	0	0

1. Including professional doctorate.

Source: Statistical Centre of Iran.

**15. 41. NUMBER OF GRADUATES FROM UNIVERSITIES AND HIGHER EDUCATION
INSTITUTES BY SEX, BROAD FIELD OF STUDY AND ACADEMIC LEVEL, 1390
CENSUS**

Sex and groups of broad field of study	Total	Associate's	Bachelor's	Master's ⁽¹⁾	Professional and specialty doctorate	Not stated
Both sexes	6361291	1903548	3786153	577260	93614	716
Educational sciences	468732	205257	247684	15597	178	16
Arts and humanities	1007768	253255	669084	79563	5819	47
Social sciences, commerce and law	1729671	397864	1173128	157315	1259	105
Sciences, mathematics and computer....	609563	135059	410054	63626	781	43
Engineering, manufacturing and construction.....	1489542	615923	760420	111785	1077	337
Agriculture and veterinary	228007	52698	150803	24164	285	57
Health and welfare	371465	130210	222879	16442	1910	24
Services	190587	77925	97879	14588	170	25
Not specified and not stated	265956	35357	54222	94180	82135	62
Male	3406093	1075652	1885968	377942	66076	455
Educational sciences	185135	80936	95872	8229	91	7
Arts and humanities	368774	97417	225010	41783	4541	23
Social sciences, commerce and law	904797	208572	585943	109459	770	53
Sciences, mathematics and computer....	257667	70519	155027	31686	410	25
Engineering, manufacturing and construction.....	1146668	473853	580383	91347	835	250
Agriculture and veterinary	163203	42551	102925	17464	229	34
Health and welfare	92168	35627	48759	6493	1277	12
Services	114622	45140	58751	10611	108	12
Not specified and not stated	173059	21037	33298	60870	57815	39
Female	2955198	827896	1900185	199318	27538	261
Educational sciences	283597	124321	151812	7368	87	9
Arts and humanities	638994	155838	444074	37780	1278	24
Social sciences, commerce and law	824874	189292	587185	47856	489	52
Sciences, mathematics and computer....	351896	64540	255027	31940	371	18
Engineering, manufacturing and construction.....	342874	142070	180037	20438	242	87
Agriculture and veterinary	64804	10147	47878	6700	56	23
Health and welfare	279297	94583	174120	9949	633	12
Services	75965	32785	39128	3977	62	13
Not specified and not stated	92897	14320	20924	33310	24320	23

1. Including professional doctorate.

Source: Statistical Centre of Iran.

15. 42. GRADUATES FROM UNIVERSITIES AND HIGHER EDUCATION INSTITUTES⁽¹⁾ BY BROAD FIELD OF STUDY AND SEX

Academic year and broad field of study	All degrees			Associate's			Bachelor's		
	Both sexes	Male	Female	Both sexes	Male	Female	Both sexes	Male	Female
1375-76.....	83882	55521	28361	21432	14163	7269	49163	31707	17456
1380-81.....	127117	71080	56037	39277	25193	14084	74560	36514	38046
1385-86.....	178249	79994	98255	51856	24603	27253	103507	41645	61862
1386-87.....	275984	123433	152551	81258	43524	37734	166530	63944	102586
1387-88 ⁽²⁾	567415	284054	283361	336473	179929	156544	202873	87663	115210
1388-89 ⁽³⁾	328743	127432	131670	154342	54102	36166	142690	56183	80940
1389-90 ⁽³⁾	329851	128379	131831	134894	43274	27546	159931	66026	88338
1390-91.....	455128	216212	238916	129319	75912	53407	284221	118045	166176
Medicine.....	21689	8126	13563	2109	1511	598	12509	3460	9049
Humanities.....	222873	85195	137678	49498	23740	25758	159958	54418	105540
Basic sciences.....	40740	13447	27293	408	149	259	33832	10749	23083
Technical and engineering.....	123190	89140	34050	54962	41239	13723	58756	40825	17931
Agriculture and veterinary.....	22772	12926	9846	6247	4281	1966	12570	6676	5894
Arts.....	23864	7378	16486	16095	4992	11103	6596	1917	4679

Academic year and broad field of study	Master's			Professional doctorate			Speciality doctorate		
	Both sexes	Male	Female	Both sexes	Male	Female	Both sexes	Male	Female
1375-76.....	5939	4831	1108	5789	3957	1832	1559	863	696
1380-81.....	7066	5285	1781	4347	2775	1572	1867	1313	554
1385-86.....	15688	9715	5973	4370	2180	2190	2828	1851	977
1386-87.....	18360	10626	7734	5861	2657	3204	3975	2682	1293
1387-88 ⁽²⁾	21093	12464	8629	3568	1607	1961	3408	2391	1017
1388-89 ⁽³⁾	23688	12721	10967	3680	1472	2208	4343	2954	1389
1389-90 ⁽³⁾	27870	15229	12641	3416	1337	2079	3740	2513	1227
1390-91.....	32902	17568	15334	3840	1509	2331	4846	3178	1668
Medicine.....	1311	462	849	3400	1335	2065	2360	1358	1002
Humanities.....	12377	6262	6115	0	0	0	1040	775	265
Basic sciences.....	5928	2191	3737	0	0	0	572	358	214
Technical and engineering.....	8980	6659	2321	0	0	0	492	417	75
Agriculture and veterinary.....	3171	1550	1621	440	174	266	344	245	99
Arts.....	1135	444	691	0	0	0	38	25	13

1. Excluding Islamic Azad University.

2. Comprehensive University of Applied Science and Technology has presented the statistics of graduates in a cumulative form for the previous years.

3. Statistics are not presented by gender by the University of Applied Science and Technology and is presented in the total.

Source: Ministry of Science, Research and Technology.

15. 43. ISLAMIC AZAD UNIVERSITY GRADUATES BY BROAD FIELD OF STUDY AND SEX

Academic year and broad field of study	All degrees			Associate's			Bachelor's		
	Both sexes	Male	Female	Both sexes	Male	Female	Both sexes	Male	Female
1375-76.....	65303	36621	28682	10075	4446	5629	52946	30414	22532
1380-81.....	103078	55181	47897	29682	14909	14773	70546	38341	32205
1385-86.....	170369	87114	83255	74153	41007	33146	89370	42029	47341
1386-87.....	182762	96900	85862	75464	43627	31837	99575	48730	50845
1387-88.....	201702	113692	88010	83184	50840	32344	110998	58238	52760
1388-89.....	273706	162325	111381	101880	68844	33036	154861	83777	71084
1389-90.....	297708	182052	115656	134149	87917	46232	147209	85265	61944
1390-91.....	255829	166618	89211	86456	61686	24770	154580	95926	58654
Medicine.....	6048	1344	4704	1054	336	718	4337	780	3557
Humanities.....	105597	55909	49688	27846	14795	13051	68826	35808	33018
Basic sciences.....	12528	4065	8463	359	100	259	10453	3210	7243
Technical and engineering..	112809	95216	17593	53594	44573	9021	57589	49213	8376
Agriculture and veterinary..	12410	7222	5188	1044	686	358	9891	5432	4459
Arts.....	6437	2862	3575	2559	1196	1363	3484	1483	2001

Academic year and broad field of study	Master's			Professional and speciality doctorate		
	Both sexes	Male	Female	Both sexes	Male	Female
1375-76.....	1865	1407	458	417	354	63
1380-81.....	2042	1396	646	808	535	273
1385-86.....	5473	3354	2119	1373	724	649
1386-87.....	6283	3766	2517	1440	777	663
1387-88.....	6360	4021	2339	1160	593	567
1388-89.....	15073	8747	6326	1892	957	935
1389-90.....	12558	7236	5322	3792	1634	2158
1390-91.....	13458	8195	5263	1335	811	524
Medicine.....	18	9	9	639	219	420
Humanities.....	8803	5222	3581	122	84	38
Basic sciences.....	1608	693	915	108	62	46
Technical and engineering..	1589	1400	189	37	30	7
Agriculture and veterinary..	1056	694	362	419	410	9
Arts.....	384	177	207	10	6	4

Source: Islamic Azad University.

15. 44. GRADUATES⁽¹⁾ FROM UNIVERSITIES AND HIGHER EDUCATION INSTITUTES BY SEX AND OSTAN, ACADEMIC YEAR 1390-91

Ostan	Total	Male	Female
Total country	455128	216212	238916
East Azarbayejan.....	23700	12414	11286
West Azarbayejan	14498	7677	6821
Ardebil	6518	2967	3551
Esfahan.....	38999	17403	21596
Alborz	9625	3684	5941
Ilam	3172	1410	1762
Bushehr	4740	2025	2715
Tehran	82327	40544	41783
Chaharmahal&Bakhtiari	7571	3256	4315
South Khorasan.....	4886	2180	2706
Khorasan-e-Razavi.....	32731	15559	17172
North Khorasan.....	3771	1887	1884
Khuzestan	12323	5183	7140
Zanjan	8698	4150	4548
Semnan.....	10133	4448	5685
Sistan&Baluchestan	9309	4770	4539
Fars	22022	10241	11781
Qazvin	16153	7650	8503
Qom	6566	3225	3341
Kordestan	6174	3300	2874
Kerman	15790	7533	8257
Kermanshah	10387	5000	5387
Kohgiluyeh&Boyerahmad	3136	1449	1687
Golestan	10140	4773	5367
Gilan.....	15604	7150	8454
Lorestan.....	6521	2882	3639
Mazandaran.....	27966	13901	14065
Markazi	12986	6130	6856
Hormozgan.....	5514	2455	3059
Hamedan	12731	5781	6950
Yazd	10437	5185	5252

1. Excluding Islamic Azad University.

Source: Ministry of Science, Research and Technology.

15. 45. GRADUATES FROM ISLAMIC AZAD UNIVERSITY BY SEX AND OSTAN, ACADEMIC YEAR 1390-91

Ostan	Both sexes	Male	Female
Total country	255829	166618	89211
East Azarbayejan.....	18235	13021	5214
West Azarbayejan	6581	4294	2287
Ardebil	5385	3656	1729
Esfahan.....	14801	10567	4234
Alborz	1559	676	883
Ilam	2825	1782	1043
Bushehr	2667	1950	717
Tehran	36355	19537	16818
Chaharmahal&Bakhtiyari	2327	1629	698
South Khorasan.....	1892	1369	523
Khorasan-e-Razavi.....	9166	5589	3577
North Khorasan.....	1898	1292	606
Khuzestan	26802	17752	9050
Zanjan	4079	2841	1238
Semnan.....	2732	1880	852
Sistan&Baluchestan	5468	3132	2336
Fars	17856	12008	5848
Qazvin	6513	4471	2042
Qom	284	197	87
Kordestan	3197	1849	1348
Kerman	10232	6319	3913
Kermanshah	3412	2274	1138
Kohgiluyeh&Boyerahmad	3709	2691	1018
Golestan	5158	3376	1782
Gilan.....	8834	5112	3722
Lorestan.....	12566	8046	4520
Mazandaran.....	19073	12923	6150
Markazi	9419	7400	2019
Hormozgan.....	3757	2262	1495
Hamedan	3904	2653	1251
Yazd	5143	4070	1073

Source: Islamic Azad University.

15. 46. PERMANENT CENTRES OF TECHNICAL AND VOCATIONAL TRAINING ORGANIZATION

Year and Ostan	Both sexes ⁽¹⁾	For men	For women
1375.....	140	109	31
1380.....	474	236	197
1385.....	541	227	160
1387.....	588	265	175
1388.....	586	284	152
1389.....	596	296	155
1390.....	595	295	156
1391.....	635	381	145
East Azarbayejan.....	32	24	8
West Azarbayejan.....	19	6	5
Ardebil.....	25	9	5
Esfahan.....	54	18	10
Alborz.....	6	3	1
Ilam.....	11	10	1
Bushehr.....	10	5	1
Tehran.....	25	17	6
Chaharmahal&Bakhtiari.....	18	11	7
South Khorasan.....	12	9	1
Khorasan-e-Razavi.....	50	29	14
North Khorasan.....	10	6	1
Khuzestan.....	47	32	15
Zanjan.....	11	1	3
Semnan.....	13	5	5
Sistan&Baluchestan.....	22	8	11
Fars.....	45	32	13
Qazvin.....	12	8	3
Qom.....	8	4	2
Kordestan.....	12	11	1
Kerman.....	25	23	2
Kermanshah.....	23	3	2
Kohgiluyeh&Boyerahmad.....	11	8	3
Golestan.....	17	14	3
Gilan.....	22	20	1
Lorestan.....	16	11	5
Mazandaran.....	20	19	1
Markazi.....	21	12	9
Hormozgan.....	12	11	1
Hamedan.....	11	9	2
Yazd.....	15	3	3

1. Difference between the total and sum of parts is due to the permanent centres used for both sexes and is included in the total only.

Source: Ministry of Labour and Social Affairs

15. 47. PERMANENT AND CONTRACTUAL INSTRUCTORS IN THE PERMANENT CENTRES OF TECHNICAL AND VOCATIONAL TRAINING ORGANIZATION

Year and Ostan	Both sexes	Male	Female
1375.....	1328	1297	31
1380.....	1768	1602	166
1385.....	1549	1458	91
1387.....	1799	1673	126
1388.....	1726	1565	161
1389.....	⁽¹⁾ 2226	2008	218
1390.....	1981	1789	192
1391.....	1938	1775	163
East Azarbayejan.....	120	110	10
West Azarbayejan	89	80	9
Ardebil	38	37	1
Esfahan.....	164	152	12
Alborz	63	59	4
Ilam	44	41	3
Bushehr	30	27	3
Tehran	98	93	5
Chaharmahal&Bakhtiari	44	36	8
South Khorasan.....	39	36	3
Khorasan-e-Razavi.....	101	94	7
North Khorasan.....	18	17	1
Khuzestan	107	96	11
Zanjan	41	32	9
Semnan.....	52	46	6
Sistan&Baluchestan	25	22	3
Fars	105	102	3
Qazvin	21	19	2
Qom	17	16	1
Kordestan	28	27	1
Kerman	85	75	10
Kermanshah	42	32	10
Kohgiluyeh&Boyerahmad	34	31	3
Golestan	55	49	6
Gilan.....	121	113	8
Lorestan.....	60	55	5
Mazandaran.....	124	119	5
Markazi	58	50	8
Hormozgan.....	13	13	0
Hamedan	42	39	3
Yazd	60	57	3

1. Increase in the number of instructors in comparison to the previous year is due to the directives of instructor return from other divisions to their organizational position in the training workshop.

Source: Ministry of Labour and Social Affairs.

15. 48. PERSONS COMPLETED COURSES IN PERMANENT CENTRES OF TECHNICAL AND VOCATIONAL TRAINING ORGANIZATION

Year and Ostan	Persons trained
1375.....	143251
1380.....	644623
1385.....	353252
1387.....	⁽¹⁾ 326688
1388.....	346070
1389.....	480163
1390.....	442411
1391.....	555752
East Azarbayejan.....	28650
West Azarbayejan	16779
Ardebil	19259
Esfahan.....	45247
Alborz	6249
Ilam	10563
Bushehr	9942
Tehran	21548
Chaharmahal&Bakhtiari	8038
South Khorasan.....	7969
Khorasan-e-Razavi.....	35312
North Khorasan.....	7355
Khuzestan	33821
Zanjan	25520
Semnan.....	10005
Sistan&Baluchestan	19471
Fars	31712
Qazvin	7414
Qom	13379
Kordestan	12943
Kerman	19360
Kermanshah	32923
Kohgiluyeh&Boyerahmad	8239
Golestan	10839
Gilan.....	24593
Lorestan.....	12785
Mazandaran.....	19045
Markazi	14065
Hormozgan.....	8206
Hamedan	16032
Yazd	18489

1. Decrease in the figures compared to the previous year is due to the elimination of parallel trainings and ceding them to the private sector as well as enhancement of the training quality.

Source: Ministry of Labour and Social Affairs.