

17

# Health and Treatment





**T**his chapter presents data on manpower engaged in health and treatment division of the government sector, health and medical equipment and facilities of the government and private sectors, as well as activities carried out by government sector for prevention and treatment of diseases common among man and livestock.

Collection of statistical information on health and medical activities first started by the former Ministry of Health in 1335 and continued till 1364 by the Ministry.

By merging medical sciences universities and affiliated hospitals in 1364, the former Ministry of Health was renamed "Ministry of Health and Medical Education" with a new organization and was tasked with collecting and providing statistics on health activities. Since then, the Ministry has regularly produced the related statistics.

Statistics on physicians engaged in private sector are, at present, produced by the Organization for Medical Discipline, but due to obstacles in the way of presenting updated statistics, these data have not been included in the Statistical Yearbook yet.

Also, data for health and medical equipment and installations presented in this chapter relate to the establishments - except for armed forces - which have been operating at least for 6 months of the year.

It should be noted that since the type of substances used in spraying insecticides in the villages for combating malaria changed, the statistics for Abate larvicide and oil products

were omitted. Moreover, due to eradication of poliomyelitis, the related information was omitted.

#### *Definitions and concepts*

**Physician:** persons who have completed their medical education in one of the universities within the country or abroad, and received their MD degrees approved by the Ministry of Health and Medical Education. Statistics for physicians also include dentists, veterinarians, and pharmacists.

Because of the diversified fields of medical specialities, data related to some specialities have been included under certain general titles in Table 2.

Specialities included in each title are as follows:

**Internal:** specialists in internal medicine, oncology, hematology, rheumatology, diseases of the pulmonary system, endocrinology, and diseases of the digestive system.

**Pediatrics:** children's orthopedics, nervous system, allergy, surgery, blood, infections, glands, heart, kidneys, digestive system, and neonatal diseases.

**Neuropsychiatry:** nervous disorders and psychiatry.

**Urology:** urology, kidney disorders, surgery of kidney and genitourinary tract.

**Orthopedics:** orthopedics and bone and joints surgery.

**Radiology:** radiology and sonography.

**Dentistry:** orthodontics, endodontics, oral and dental pathology, maxillofacial diseases, maxillofacial pathology, prosthodontics, periodontics, oral maxillofacial surgery, tooth treatment, children's tooth disorders.

**Pharmacology:** drug-making, industrial drug-

making, pharmacology, pharmaceutics, pharmacognosy.

In the tables containing data on specialists of cardiovascular disorders, brain and nerves, otolaryngology, ophthalmology, and gynecology, the related surgery specialists are also included.

**Paramedics:** non-physicians engaged in the areas of health and treatment.

**Health attendant (health aid):** a native resident of the village, who has at least completed primary school, and has passed the related two - year theoretical and practical health training course.

**Medical establishments:** all medical centres including hospitals, maternity hospitals and sanatoriums equipped with medical beds.

Medical establishments may be classified in three categories:

- Medical establishments affiliated to the Ministry of Health and Medical Education;
- Private medical establishments;
- Other medical establishments such as those affiliated to the Social Security Organization, charity institutions, Martyr Foundation, Bank Melli, etc.

**Hospital:** a place, enjoying diagnostic, medical, health, educational and research facilities for medical treatment of outpatients and hospitalization, is established under the licence of the Ministry of Health and Medical Education, with round- the- clock activity and is divided into general and special hospital.

**Maternity hospital:** a unit with at least 15 beds, one obstetrician as well as one operating room.

**Sanatorium:** a unit with at least 15 beds, general necessary facilities and services as well

as one specialized ward, operated by a group of specialists in related fields including mental homes, leper houses, homes for tuberculous people, for addicts, etc.

**Health care and medical centres:** clinics, polyclinics and health centres. Health centres generally render vaccination services beside medical services.

**Independent health and medical centres:** those with an independent management, accounting and workplace.

**Dependent health and medical centres:** the medical centres which are located either inside or next to medical establishments, have not an independent management, accounting and workplace, and are dependent on the main establishment for workers and credits.

**Health home:** the unit which is located in a village and often covers other several villages (satellite villages). A total population of 2000 with 2 authorized Bahvarzes (man and woman) is covered by a health home. Male and female Bahvarzans are the workers of health homes. Their indigenusness (living at the main village or satellite villages) is a needed qualification.

**Medical diagnosis laboratory:** refers to a medical unit established by permission from the Ministry of Health and Medical Education, which carries out tests of biology microbiology, serology, biochemistry, immunohematology, hematology, biophysics, cellology, histology, cellular and molecular genetics among others on samples taken from human body to obtain information for diagnosis, prevention or treatment continuation or for a health checkup. It includes two types: clinical and anatomical.

**Anatomical medical diagnosis laboratory:** a medical diagnosis laboratory which conducts tests of cellology and histology on samples taken from human body (alive or dead). It may use different methods to conduct the tests.

**Clinical medical diagnosis laboratory:** a medical diagnosis laboratory with one or all sections of medical diagnosis except for the sections concerning anatomical diagnosis.

**Rehabilitation centres:** all medical units carrying out only physical treatment. These centres include physiotherapy, work therapy, speech therapy, audiometry, optometry and technical orthopedics. There are two forms of rehabilitation centres, independent and dependent. The rehabilitation centres located in a hospital or a clinic are "dependent", but those working independently of any other centre are called "independent". Statistics on this area have appeared in Iran Statistical Yearbook since 1376.

**Radiography centres:** diagnosis and treatment of diseases through application of rays by specialists in radiography, radiography technicians, as well as experimental radiographers holding a work license from the Ministry of Health and Medical Education. In this chapter, radiography centre refers to a place for radiology tests and providing radiography services, the qualification of which is confirmed by the Ministry of Health and Medical Education.

**Pharmacy:** a medical institute which is established by getting special licence from legal commission of Article 20. It, enjoying a qualified technical official, renders medicine services, dried milk, supplementary diet foods, babies' supplementary foods, medical

consumption commodities and standard health and cosmetic products.

#### ***Selected information***

In the year 1392, over 37,000 physicians were employed in the Ministry of Health and Medical Education, out of whom 14679, 3332 and 1635 persons were general practitioners, dentists, and pharmacists respectively. Also more than 217,000 paramedics were working.

In the year 1392, up to 138 thousand fixed beds were in use in 876 medical establishments (hospitals, maternity hospitals and sanatorium) of the country. It should be noted that about 62 percent of the above mentioned establishments are affiliated to the Ministry of Health and Medical Education.

Also in the same year, 11175 health care and medical centres (clinic, polyclinic and health centres) were operating in the country which increased by about 0.2 percent in comparison to the preceding year. It is noteworthy that about 76.2 percent of these health care and medical centres were affiliated to the Ministry of Health and Medical Education. In the year 1392, a number of 17749 health homes were operating in the rural areas of the country.

In the year 1392, there were 5303 medical diagnosis laboratories, 5542 rehabilitation centres, 2825 radiology centres and 9625 pharmacies in the country.

### 17. 1. EMPLOYED POPULATION IN THE MINISTRY OF HEALTH AND MEDICAL EDUCATION BY OCCUPATION GROUP

Year and Ostan	Total	Physicians <sup>(1)</sup>	Paramedics	Other employees
1375.....	269894	19585	149380	100929
1380.....	295325	21175	152396	121754
1385.....	321544	29937	173076	118531
1388 <sup>(2)</sup> .....	285992	29188	176417	80387 <sup>(3)</sup>
1389.....	302679 <sup>(4)</sup>	30302	188910	83467
1390.....	361627	32493	215950	113184
1391.....	350394	34219	203993	112182
<b>1392<sup>(5)</sup>.....</b>	<b>385667</b>	<b>37490</b>	<b>217603</b>	<b>130574</b>
East Azarbayejan .....	29855	1857	8900	19098
West Azarbayejan .....	15494	1407	9476	4611
Ardebil.....	6508	487	4235	1786
Esfahan.....	26002	2315	15614	8073
Alborz.....	5180	667	2752	1761
Ilam.....	000	000	000	000
Bushehr.....	6529	598	3614	2317
Tehran .....	33428	4420	16096	12912
Chaharmahal&Bakhtiari.....	7790	1079	4447	2264
South Khorasan.....	4600	462	2799	1339
Khorasan-e-Razavi.....	27381	2565	16673	8143
North Khorasan.....	4563	432	2803	1328
Khuzestan.....	23320	2419	13412	7489
Zanjan <sup>(4)</sup> .....	6789	664	3770	2355
Semnan.....	5453	573	2791	2089
Sistan&Baluchestan .....	14027	953	8045	5029
Fars.....	29090	2523	17022	9545
Qazvin.....	5010	571	2356	2083
Qom .....	4712	463	2603	1646
Kordestan.....	8208	711	5486	2011
Kerman .....	17692	1708	10202	5782
Kermanshah .....	11207	1003	7089	3115
Kohgiluyeh&Boyerahmad.....	5671	430	3501	1740
Golestan .....	10881	1038	6846	2997
Gilan .....	14970	1732	8749	4489
Lorestan .....	10296	921	6463	2912
Mazandaran .....	21770	2160	14847	4763
Markazi .....	7955	634	4539	2782
Hormozgan .....	1491	746	741	4
Hamedan .....	11918	1125	7470	3323
Yazd .....	7877	827	4262	2788

1. Including foreign physicians, dentists, pharmacists and veterinarians, excluding the year 1388.

2. Excluding East Azarbayejan, Ilam and Gilan.

3. Including veterinarians.

4. Excluding Gilan Ostan.

5. Excluding Ilam Ostan.

Source: Ministry of Health and Medical Education.



**17. 2. PHYSICIANS<sup>(1)</sup> EMPLOYED IN THE MINISTRY OF HEALTH AND MEDICAL  
EDUCATION BY FIELD AND TYPE OF SPECIALITY**

Year and Ostan	Grand total	General practitioner	Dentist	Veterinarian	Pharmacist	Specialist		
						Total	Internal <sup>(2)</sup>	Cardio-vascular
1375.....	19585 <sup>(3,4)</sup>	9057	1748	92	1179	7423	801	288
1380.....	21175	8568	1945	527	1069	9066	1029	372
1385.....	29937	13485	2786	81	1327	12258	1102	604
1388.....	000	000	000	000	000	000	000	000
1389.....	30302 <sup>(5)</sup>	14239	2556 <sup>(5)</sup>	1209 <sup>(5)</sup>	000	12298	994	000
1390.....	32493	14901	3625	15	1731	000	850	000
1391.....	34219	14639	2988	000	1317	15275	1190	000
<b>1392<sup>(6)</sup>.....</b>	<b>37490</b>	<b>14679</b>	<b>3332</b>	<b>000</b>	<b>1635</b>	<b>17844</b>	<b>1343</b>	<b>000</b>
East Azarbayejan .....	1857	684	210	000	122	841	33	000
West Azarbayejan .....	1407	660	142	000	42	563	84	000
Ardebil.....	487	252	43	000	15	177	18	000
Esfahan.....	2315	1110	248	000	98	859	72	000
Alborz.....	667	263	49	000	42	313	21	000
Ilam.....	000	000	000	000	000	000	000	000
Bushehr .....	598	246	80	000	19	253	22	000
Tehran .....	4420	824	372	000	249	2975	157	000
Chaharmahal&Bakhtiyari....	1079	592	113	000	81	293	44	000
South Khorasan.....	462	160	43	000	35	224	23	000
Khorasan-e-Razavi.....	2565	966	166	000	136	1297	89	000
North Khorasan.....	432	222	35	000	23	152	18	000
Khuzestan.....	2419	954	124	000	88	1253	73	000
Zanjan.....	664	208	72	000	33	351	25	000
Semnan.....	573	178	32	000	21	342	44	000
Sistan&Baluchestan .....	953	454	78	000	21	400	39	000
Fars.....	2523	1032	225	000	131	1135	68	000
Qazvin.....	571	140	19	000	16	396	22	000
Qom .....	463	135	32	000	23	273	21	000
Kordestan.....	711	319	75	000	21	296	20	000
Kerman .....	1708	747	206	000	55	700	39	000
Kermanshah .....	1003	441	87	000	48	427	33	000
Kohgiluyeh&Boyerahmad..	430	198	42	000	7	183	33	000
Golestan .....	1038	463	44	000	28	503	36	000
Gilan .....	1732	803	166	000	44	719	72	000
Lorestan .....	921	467	49	000	33	372	31	000
Mazandaran .....	2160	758	238	000	62	1102	103	000
Markazi .....	634	320	49	000	46	219	25	000
Hormozgan.....	746	348	29	000	21	348	24	000
Hamedan .....	1125	413	165	000	46	501	23	000
Yazd .....	827	322	99	000	29	377	31	000

**17. 2. PHYSICIANS<sup>(1)</sup> EMPLOYED IN THE MINISTRY OF HEALTH AND MEDICAL EDUCATION BY FIELD AND TYPE OF SPECIALITY (continued)**

Year and Ostan	Specialist							
	Infectious	Pediatrics <sup>(2)</sup>	Neuro- psychiatry	Venereal &dermato logy	General surgery	Urology	Orthopedics	Brain & nerves
1375.....	164	1008	226	167	852	220	375	236
1380.....	201	1193	312	205	821	180	410	281
1385.....	347	1340	509	257	1024	431	702	398
1388.....	000	000	000	000	000	000	000	000
1389.....	000	1054 <sup>(5)</sup>	000	000	845 <sup>(5)</sup>	000	000	000
1390.....	000	978	000	000	712	000	000	000
1391.....	000	1032	000	000	825	000	000	000
<b>1392<sup>(6)</sup>.....</b>	<b>000</b>	<b>1198</b>	<b>000</b>	<b>000</b>	<b>919</b>	<b>000</b>	<b>000</b>	<b>000</b>
East Azarbayejan.....	000	38	000	000	28	000	000	000
West Azarbayejan.....	000	74	000	000	29	000	000	000
Ardebil.....	000	14	000	000	7	000	000	000
Esfahan.....	000	54	000	000	70	000	000	000
Alborz.....	000	21	000	000	19	000	000	000
Ilam.....	000	0	000	000	0	000	000	000
Bushehr.....	000	18	000	000	12	000	000	000
Tehran.....	000	166	000	000	129	000	000	000
Chaharmahal&Bakhtiari.....	000	21	000	000	23	000	000	000
South Khorasan.....	000	15	000	000	13	000	000	000
Khorasan-e-Razavi.....	000	50	000	000	60	000	000	000
North Khorasan.....	000	10	000	000	8	000	000	000
Khuzestan.....	000	78	000	000	80	000	000	000
Zanjan.....	000	23	000	000	15	000	000	000
Semnan.....	000	27	000	000	14	000	000	000
Sistan&Baluchestan.....	000	33	000	000	18	000	000	000
Fars.....	000	96	000	000	39	000	000	000
Qazvin.....	000	31	000	000	13	000	000	000
Qom.....	000	13	000	000	12	000	000	000
Kordestan.....	000	20	000	000	21	000	000	000
Kerman.....	000	33	000	000	36	000	000	000
Kermanshah.....	000	23	000	000	22	000	000	000
Kohgiluyeh&Boyerahmad.....	000	22	000	000	12	000	000	000
Golestan.....	000	46	000	000	23	000	000	000
Gilan.....	000	65	000	000	58	000	000	000
Lorestan.....	000	33	000	000	20	000	000	000
Mazandaran.....	000	76	000	000	69	000	000	000
Markazi.....	000	17	000	000	13	000	000	000
Hormozgan.....	000	23	000	000	18	000	000	000
Hamedan.....	000	38	000	000	18	000	000	000
Yazd.....	000	20	000	000	20	000	000	000



**17. 2. PHYSICIANS<sup>(1)</sup> EMPLOYED IN THE MINISTRY OF HEALTH AND MEDICAL EDUCATION BY FIELD AND TYPE OF SPECIALITY(continued)**

Year and Ostan	Specialist							
	Otolaryngology	Ophthalmology	Gynecology	Plastic surgery	Anesthesiology	Radiology	Pathology	Other
1375.....	304	422	790	45	375	430	183	537
1380.....	359	470	948	45	926	511	349	454
1385.....	445	615	1285	58	1189	635	478	839
1388.....	000	000	000	000	000	000	000	000
1389.....	000	000	1065 <sup>(5)</sup>	000	1078 <sup>(5)</sup>	000	000	7262 <sup>(5)</sup>
1390.....	000	000	1001	000	1102	000	000	7578
1391.....	000	000	1078	000	1197	000	000	9953
<b>1392<sup>(6)</sup>.....</b>	<b>000</b>	<b>000</b>	<b>1170</b>	<b>000</b>	<b>1297</b>	<b>000</b>	<b>000</b>	<b>11917</b>
East Azarbayejan.....	000	000	50	000	58	000	000	634
West Azarbayejan.....	000	000	51	000	59	000	000	266
Ardebil.....	000	000	14	000	11	000	000	113
Esfahan.....	000	000	62	000	68	000	000	533
Alborz.....	000	000	31	000	35	000	000	186
Ilam.....	000	000	000	000	0	000	000	0
Bushehr.....	000	000	20	000	13	000	000	168
Tehran.....	000	000	138	000	176	000	000	2209
Chaharmahal& Bakhtiyari.....	000	000	28	000	29	000	000	148
South Khorasan.....	000	000	13	000	19	000	000	141
Khorasan-e-Razavi.....	000	000	67	000	95	000	000	936
North Khorasan.....	000	000	11	000	10	000	000	95
Khuzestan.....	000	000	94	000	84	000	000	844
Zanjan.....	000	000	22	000	18	000	000	248
Semnan.....	000	000	29	000	14	000	000	214
Sistan&Baluchestan.....	000	000	35	000	37	000	000	238
Fars.....	000	000	54	000	83	000	000	795
Qazvin.....	000	000	19	000	21	000	000	290
Qom.....	000	000	20	000	18	000	000	189
Kordestan.....	000	000	28	000	21	000	000	186
Kerman.....	000	000	41	000	36	000	000	515
Kermanshah.....	000	000	30	000	30	000	000	289
Kohgiluyeh& Boyerahmad.....	000	000	18	000	17	000	000	81
Golestan.....	000	000	37	000	37	000	000	324
Gilan.....	000	000	45	000	93	000	000	386
Lorestan.....	000	000	22	000	33	000	000	233
Mazandaran.....	000	000	84	000	80	000	000	690
Markazi.....	000	000	23	000	19	000	000	122
Hormozgan.....	000	000	30	000	22	000	000	231
Hamedan.....	000	000	28	000	36	000	000	358
Yazd.....	000	000	26	000	25	000	000	255

1. Including foreign physicians, excluding the year 1389.

2. Including super-specialist, excluding the year 1389.

3. Difference between the total and sum of parts is due to the inclusion in the total of physicians with their speciality not specified.

4. Excluding Gilan Ostan.

5. Including statistics for physicians with PhD in laboratory science and super specialist.

6. Excluding Ilam Ostan.

Source: Ministry of Health and Medical Education.

**17.1 NUMBER OF PHYSICIANS<sup>(1)</sup> PER 100000 POPULATION<sup>(2)</sup>, THE YEAR 1392**



1. Ilam Ostan lacks the information.  
 2. For calculation of the number of physicians per 100000 population, the estimate of the population made by the Statistical Centre of Iran was used.

Number of Physicians Per 100000 Population	
<span style="display:inline-block; width:15px; height:15px; background-color:red; border:1px solid black;"></span>	27 - 47
<span style="display:inline-block; width:15px; height:15px; background-color:yellow; border:1px solid black;"></span>	48 - 68
<span style="display:inline-block; width:15px; height:15px; background-color:blue; border:1px solid black;"></span>	69 - 89
<span style="display:inline-block; width:15px; height:15px; background-color:teal; border:1px solid black;"></span>	90 - 118

For data see Tables 17.2 and 3.2.

**17. 3. PARAMEDICS EMPLOYED IN THE MINISTRY OF HEALTH AND MEDICAL EDUCATION BY FIELD AND TYPE OF SPECIALITY**

Field and type of speciality	1375	1380	1385	1388	1389	1390	1391	1392
<b>Total</b> .....	<b>149380</b>	<b>152394</b>	<b>173076</b>	<b>176417</b>	<b>188910</b>	<b>215950</b>	<b>203993</b>	<b>217603</b>
Assistant doctor (Behdar) .....	175	158	229	000	000	000	000	000
Mental health expert .....	615	617	730	000	000	000	000	000
Optometry expert, associate and technician.....	118	299	196	000	000	000	000	000
Audiometry expert, associate and technician.....	212	241	265	000	000	000	000	000
Person in charge of blood transfusion.....	635	728	814	000	000	000	000	000
Prosthodontist (technician).....	117	96	97	000	000	000	000	000
Oral hygienist.....	1881	1499	1259	000	000	000	000	000
Nurse holding B.S or higher degree.....	16396	25074	33605	41629	49129	59490	59295	65878
Nurse holding associate degree.....	1950	914	684	000	594	000	468	495
Midwife.....	6590	8105	10555	11642	14162	16429	17034	17979
Health worker and assistant health worker .....	37508	27200	24039	<sup>(1)</sup> 12647	12854	20007	14238	11912
Health attendant (Behvarz).....	23361	<sup>(2)</sup> 000	27620	23380	25824	28691	29528	29291
Anesthetist expert, associate and technician.....	2158	2606	3078	<sup>(3)</sup> 2538	3670	4395	4478	4320
Operating room associate and technician.....	2900	2945	3671	3956	4719	5226	5502	5395
Dialysis technician.....	105	111	170	000	000	000	000	000
Person in charge of medical emergency.....	1360	1437	2046	000	000	000	000	000
Rehabilitation expert, associate, and technician.....	909	764	704	000	000	000	000	000
Person in charge of orthopedics.....	172	22	17	000	000	000	000	000
Assistant of the disabled .....	2603	2036	2051	000	000	000	000	000
Environmental health expert, associate, and technician.....	3163	4643	5359	000	000	000	000	000
Entomologist(in fighting vectors).....	21	38	78	000	000	000	000	000
Expert, associate, and technician for fighting diseases.....	<sup>(4)</sup> 6987	5787	6445	000	000	000	000	000
Expert and associate on occupational health.....	599	1060	1283	000	000	000	000	000
Health services trainer.....	238	347	429	000	000	000	000	000
Expert, associate and technician on pharmaceutical affairs.....	4020	3247	3256	000	000	000	000	000
Expert, associate and technician on food planning and services.....	485	813	1006	000	000	000	000	000
Expert, associate and technician on food, cosmetics and hygienic stuff.....	414	395	444	000	000	000	000	000
Radiography expert, associate, and technician.....	3644	4019	4802	000	000	000	000	000
Electro-cardiography technician.....	95	98	136	000	000	000	000	000
Medical laboratory expert, associate, and technician.....	<sup>(5)</sup> 10219	<sup>(5)</sup> 10223	11304	000	000	000	000	000
Person in charge of dissection room .....	76	21	18	000	000	000	000	000
Hospital affairs expert.....	209	262	449	000	000	000	000	000
Health and treatment social worker.....	414	294	394	000	000	000	000	000
Receptionist and in charge of medical records.....	2105	2857	3779	000	000	000	000	000
Family health expert, associate, and technician.....	5361	<sup>(2)</sup> 33783	11279	000	000	000	000	000
Other paramedics.....	11565	9655	10785	<sup>(6)</sup> 80625	<sup>(7)</sup> 77958	81712	73450	82333

1. Including health workers only.  
 2. Included in family health technician.  
 3. Including anesthetist technician statistics only.  
 4. Including health assistants, too.  
 5. Including medical laboratory doctorates (non-physicians).  
 6. Including other specialties except for nurse with B.S degree and higher, nurse with associate degree, midwife, health worker, health attendant, anesthetist technician, operating room associate and technician.  
 7. Excluding Gilan Ostan.  
 Source: Ministry of Health and Medical Education.

#### 17. 4. NUMBER AND BEDS OF OPERATING MEDICAL ESTABLISHMENTS BY LEGAL STATUS

Year and Ostan	Total		Affiliated to the Ministry of Health and Medical Education		Private		Other <sup>(1)</sup>	
	Establishments	Beds	Establishments	Beds	Establishments	Beds	Establishments	Beds
1375.....	685	98549	479	72089	113	9550	93	16910
1380.....	717	109152	479	76167	119	11191	119	21794
1385.....	773	116474	505	79772	128	12594	140	24108
1388.....	845	<sup>(2)</sup> 114501	522	<sup>(2)</sup> 78266	<sup>(3,2)</sup> 144	<sup>(4,2)</sup> 12527	179	<sup>(5,4,2)</sup> 23708
1389.....	846	126845	540	86938	132	13514	174	26393
1390 <sup>(6)</sup> .....	805	103365	503	79187	128	7087	174	17091
1391 <sup>(6)</sup> .....	850	131140	531	90033	146	13436	173	27671
<b>1392.....</b>	<b>876</b>	<b>138526</b>	<b>543</b>	<b>95628</b>	<b>149</b>	<b>13883</b>	<b>184</b>	<b>29015</b>
East Azarbayejan.....	44	7452	32	5943	6	563	6	946
West Azarbayejan.....	30	4213	24	3415	3	338	3	460
Ardebil.....	15	1721	10	1288	2	115	3	318
Esfahan.....	61	9453	40	6704	7	551	14	2198
Alborz.....	14	2292	10	1306	3	670	1	316
Ilam.....	11	1062	9	998	2	64	000	000
Bushehr.....	10	1369	8	1037	000	000	2	332
Tehran <sup>(6)</sup> .....	156	30967	50	14605	60	5799	46	10563
Chaharmahal&Bakhtiari.....	9	1484	8	1292	000	000	1	192
South Khorasan.....	9	797	7	729	000	000	2	68
Khorasan-e-Razavi.....	57	9929	35	6947	5	554	17	2428
North Khorasan.....	9	960	7	806	000	000	2	154
Khuzestan.....	52	8064	30	5369	4	494	18	2201
Zanjan.....	13	1730	9	1390	1	100	3	240
Semnan.....	9	1966	7	1701	000	000	2	265
Sistan&Baluchestan.....	16	2533	14	2203	000	000	2	330
Fars.....	66	11753	46	9607	13	962	7	1184
Qazvin.....	14	2153	7	1267	4	441	3	445
Qom.....	10	1993	6	1429	000	000	4	564
Kordestan.....	16	2285	12	1925	1	50	3	310
Kerman.....	28	4493	17	3156	4	232	7	1105
Kermanshah.....	23	3289	17	2424	2	285	4	580
Kohgiluyeh&Boyerahmad.....	9	813	5	611	1	50	3	152
Golestan.....	22	2665	14	1912	5	340	3	413
Gilan.....	31	4790	22	3705	7	755	2	330
Lorestan.....	22	2721	13	2039	5	312	4	370
Mazandaran.....	41	5465	29	4446	6	548	6	471
Markazi.....	18	1913	14	1577	2	116	2	220
Hormozgan.....	21	2089	14	1401	2	124	5	564
Hamedan.....	21	3198	15	2582	1	100	5	516
Yazd.....	19	2914	12	1814	3	320	4	780

1. Including medical establishments affiliated to the Social Security Organization, charity organizations, etc.

2. Excluding Kohgiluyeh&Boyerahmad.

3. Excluding Semnan Ostan.

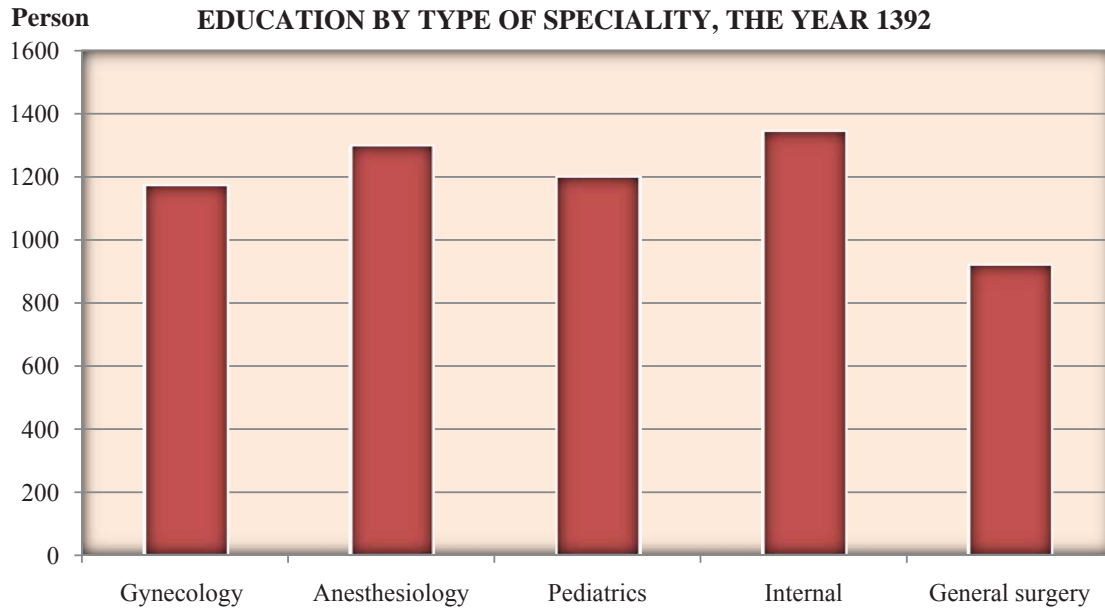
4. Excluding Kermn Ostan..

5. Excluding Qom Ostan.

6. Excluding the data of Tehran University of Medical Sciences.

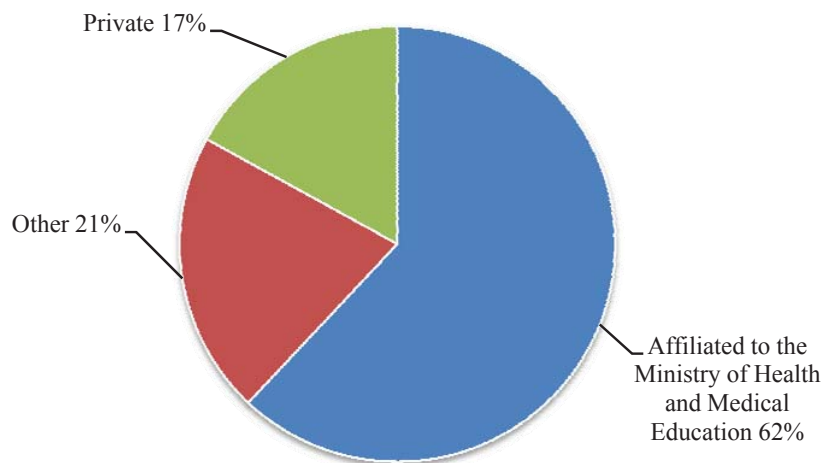
Source: Ministry of Health and Medical Education.

**17.2. PHYSICIANS EMPLOYED IN THE MINISTRY OF HEALTH AND MEDICAL EDUCATION BY TYPE OF SPECIALITY, THE YEAR 1392**



For data see Table 17.2.

**17.3. DISTRIBUTION OF MEDICAL ESTABLISHMENTS BY LEGAL STATUS, THE YEAR 1392**



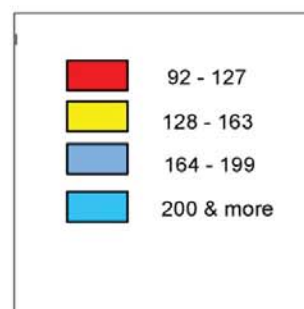
For data see Table 17.4.

### 17.4. NUMBER OF BEDS OF MEDICAL ESTABLISHMENT PER 100000 POPULATION <sup>(1)</sup>, THE YEAR 1392



(1) For calculation of the number of beds per 100000 population, the estimate of the population made by the Statistical Centre of Iran was used.

For data see Table 17.4. & 3.2.



**17. 5. OPERATING MEDICAL ESTABLISHMENTS BY FIELD OF SPECIALITY**

Field of speciality	1380	1385	1388	1389	1390	1391	1392 <sup>(1)</sup>
<b>Total.....</b>	<b><sup>(2)</sup>717</b>	<b>773</b>	<b>845</b>	<b>846</b>	<b>805</b>	<b>000</b>	<b>000</b>
General practice .....	572	624	-	000	000	000	000
Speciality.....	144	149	-	000	000	000	000
Gynecology and obstetrics.....	58	53	-	000	000	000	000
Pediatrics.....	20	18	-	000	000	000	000
Mental health .....	16	21	-	000	000	000	000
Ophthalmology.....	5	11	-	000	000	000	000
Cardiovascular .....	8	10	-	000	000	000	000
Accidents and burns .....	8	6	-	000	000	000	000
Cancer .....	5	5	-	000	000	000	000
Neuropsychiatry.....	10	9	-	000	000	000	000
Orthopedics .....	4	5	-	000	000	000	000
Infectious diseases.....	1	2	-	000	000	000	000
Leprosy .....	2	2	-	000	000	000	000
Otolaryngology .....	1	1	-	000	000	000	000
Pulmonary disorders .....	2	1	-	000	000	000	000
Urology .....	2	2	-	000	000	000	000
Dermatology.....	1	1	-	000	000	000	000
Maxillofacial diseases.....	1	2	-	000	000	000	000

1. No information is available.

2. Difference between the total and the parts is due to the inclusion in the total of hospitals engaged in oncology and hematology and other fields of practices.

Source: Ministry of Health and Medical Education.



### 17. 6. HEALTH AND TREATMENT CENTRES BY GEOGRAPHICAL, LEGAL AND ADMINISTRATIVE STATUS AND WORKING TIME

Year and Ostan	Geographical status			Legal status		
	Total	Urban	Rural	Affiliated to the Ministry of Health and medical Education	Private	Other
1375.....	5797	3756	2041	4921	219	657
1380.....	7089	4742	2347	5675	452	962
1385.....	8288	5786	2502	6390	856	1042
1388.....	9861	7386	2475	7546	1242	<sup>(1)</sup> 1073
1389.....	11018	8236	2782	8797	1260	961
1390.....	10800	7886	2914	8454	1293	1053
1391.....	11197	8255	2942	8669	1405	1123
<b>1392.....</b>	<b>11175</b>	<b>8374</b>	<b>2801</b>	<b>8515</b>	<b>1515</b>	<b>1145</b>
East Azarbayejan.....	541	380	161	380	102	59
West Azarbayejan.....	404	273	131	339	46	19
Ardebil.....	199	139	60	165	21	13
Esfahan.....	854	759	95	605	130	119
Alborz.....	235	221	14	147	65	23
Ilam.....	105	70	35	84	10	11
Bushehr.....	168	125	43	140	8	20
Tehran <sup>(2)</sup> .....	1438	1368	70	795	444	199
Chaharmahal&Bakhtiyari...	176	92	84	152	10	14
South Khorasan.....	163	105	58	140	4	19
Khorasan-e-Razavi.....	879	704	175	649	100	130
North Khorasan.....	154	101	53	127	11	16
Khuzestan <sup>(3)</sup> .....	431	329	102	324	47	60
Zanjan.....	162	92	70	134	13	15
Semnan.....	147	121	26	120	8	19
Sistan&Baluchestan.....	512	345	167	477	19	16
Fars.....	662	434	228	516	86	60
Qazvin.....	213	164	49	169	28	16
Qom.....	123	115	8	70	25	28
Kordestan.....	221	148	73	193	12	16
Kerman.....	433	304	129	354	36	43
Kermanshah.....	286	213	73	229	34	23
Kohgiluyeh&Boyerahmad..	152	96	56	122	21	9
Golestan.....	246	138	108	198	30	18
Gilan.....	330	230	100	264	37	29
Lorestan.....	241	160	81	208	18	15
Mazandaran.....	527	322	205	409	75	43
Markazi.....	219	145	74	187	13	19
Hormozgan.....	264	141	123	219	19	26
Hamedan.....	443	340	103	406	17	20
Yazd.....	247	200	47	193	26	28

**17. 6. HEALTH AND TREATMENT CENTRES BY GEOGRAPHICAL, LEGAL AND ADMINISTRATIVE STATUS AND WORKING TIME (continued)**

Year and Ostan	Type of administration		Working time	
	Independent	Dependent	Day	Day & night
1375.....	5050	747	4641	1156
1380.....	6066	1023	5725	1364
1385.....	6779	1509	6521	1767
1388.....	-	-	-	-
1389.....	000	000	000	000
1390.....	000	000	000	000
1391.....	000	000	000	000
<b>1392.....</b>	<b>000</b>	<b>000</b>	<b>000</b>	<b>000</b>
East Azarbayejan.....	000	000	000	000
West Azarbayejan.....	000	000	000	000
Ardebil.....	000	000	000	000
Esfahan.....	000	000	000	000
Alborz.....	000	000	000	000
Ilam.....	000	000	000	000
Bushehr.....	000	000	000	000
Tehran <sup>(2)</sup> .....	000	000	000	000
Chaharmahal&Bakhtiari.....	000	000	000	000
South Khorasan.....	000	000	000	000
Khorasan-e-Razavi.....	000	000	000	000
North Khorasan.....	000	000	000	000
Khuzestan <sup>(3)</sup> .....	000	000	000	000
Zanjan.....	000	000	000	000
Semnan.....	000	000	000	000
Sistan&Baluchestan.....	000	000	000	000
Fars.....	000	000	000	000
Qazvin.....	000	000	000	000
Qom.....	000	000	000	000
Kordestan.....	000	000	000	000
Kerman.....	000	000	000	000
Kermanshah.....	000	000	000	000
Kohgiluyeh&Boyerahmad.....	000	000	000	000
Golestan.....	000	000	000	000
Gilan.....	000	000	000	000
Lorestan.....	000	000	000	000
Mazandaran.....	000	000	000	000
Markazi.....	000	000	000	000
Hormozgan.....	000	000	000	000
Hamedan.....	000	000	000	000
Yazd.....	000	000	000	000

1. Including establishments affiliated to the Social Security Organization, Charity Affairs, etc.

2. Excluding the data of Tehran University of Medical Sciences.

3. Excluding the data of Abadan University of Medical Sciences.

Source: Ministry of Health and Medical Education.

### 17. 7. HEALTH HOMES OPERATING IN RURAL AREAS AND THE POPULATION COVERED BY OSTAN

Year and Ostan	Operating health homes	Population covered	Workers (Behvarz)		
			Both sexes	Male	Female
1375.....	14146	19363345	22143	8829	13314
1380.....	16281	0	0	0	0
1385.....	17130	21700965	19288	7122	12166
1388.....	17608	000	31795	12431	19364
1389.....	<sup>(1)</sup> 16823	000	000	000	000
1390.....	17649	000	000	000	000
1391.....	17714	000	000	000	000
<b>1392.....</b>	<b>17749</b>	<b>000</b>	<b>000</b>	<b>000</b>	<b>000</b>
East Azarbayejan.....	1066	000	000	000	000
West Azarbayejan.....	991	000	000	000	000
Ardebil.....	517	000	000	000	000
Esfahan.....	560	000	000	000	000
Alborz.....	79	000	000	000	000
Ilam.....	197	000	000	000	000
Bushehr.....	225	000	000	000	000
Tehran <sup>(2)</sup> .....	244	000	000	000	000
Chaharmahal&Bakhtiari.....	310	000	000	000	000
South Khorasan.....	313	0000	000	000	000
Khorasan-e-Razavi.....	1500	000	000	000	000
North Khorasan.....	368	000	000	000	000
Khuzestan.....	866	000	000	000	000
Zanjan.....	418	000	000	000	000
Semnan.....	136	000	000	000	000
Sistan&Baluchestan.....	901	000	000	000	000
Fars.....	1075	000	000	000	000
Qazvin.....	280	000	000	000	000
Qom.....	59	000	000	000	000
Kordestan.....	572	000	000	000	000
Kerman.....	844	000	000	000	000
Kermanshah.....	652	000	000	000	000
Kohgiluyeh&Boyerahmad.....	344	000	000	000	000
Golestan.....	609	000	000	000	000
Gilan.....	966	000	000	000	000
Lorestan.....	642	000	000	000	000
Mazandaran.....	1287	000	000	000	000
Markazi.....	395	000	000	000	000
Hormozgan.....	556	000	000	000	000
Hamedan.....	575	000	000	000	000
Yazd.....	202	000	000	000	000

1. Excluding ZanjanOstan.

2. Excluding the data of Tehran University of Medical Sciences.

Source: Ministry of Health and Medical Education.

### 17. 8. MEDICAL DIAGNOSIS LABORATORIES<sup>(1)</sup> BY ADMINISTRATIVE TYPE AND LEGAL STATUS AND WORKING TIME

Year and Ostan	legal status				Type of administration		Working time	
	Total	Affiliated to the Ministry of Health and Medical Education	Private	Other	Independent	dependent	Day <sup>(2)</sup>	Day & night
1375.....	2896	1768	783	345	808	2088	2313	583
1380.....	3701	1873	1355	473	1347	2354	3001	700
1385.....	4414	2071	1768	575	1873	2541	3513	901
1388.....	5037	2383	2080	574	000	000	4209	828
1389 <sup>(3)</sup> .....	4724	1915	2060	749	000	000	000	000
1390.....	4850	2075	2156	619	000	000	000	000
1391.....	5207	2174	2341	692	000	000	000	000
<b>1392.....</b>	<b>5303</b>	<b>2159</b>	<b>2424</b>	<b>720</b>	<b>000</b>	<b>000</b>	<b>000</b>	<b>000</b>
East Azarbayejan.....	262	109	129	24	000	000	000	000
West Azarbayejan.....	169	96	62	11	000	000	000	000
Ardebil.....	41	10	26	5	000	000	000	000
Esfahan.....	431	172	187	72	000	000	000	000
Alborz.....	107	10	82	15	000	000	000	000
Ilam.....	31	10	16	5	000	000	000	000
Bushehr.....	74	50	14	10	000	000	000	000
Tehran <sup>(4)</sup> .....	964	69	743	152	000	000	000	000
Chaharmahal & Bakhtiyari.....	119	96	15	8	000	000	000	000
South Khorasan.....	26	7	14	5	000	000	000	000
Khorasan-e-Razavi.....	399	188	146	65	000	000	000	000
North Khorasan.....	67	44	14	9	000	000	000	000
Khuzestan.....	248	81	116	51	000	000	000	000
Zanjan.....	76	47	20	9	000	000	000	000
Semnan.....	72	43	16	13	000	000	000	000
Sistan & Baluchestan.....	106	72	24	10	000	000	000	000
Fars.....	434	237	154	43	000	000	000	000
Qazvin.....	57	8	36	13	000	000	000	000
Qom.....	58	7	28	23	000	000	000	000
Kordestan.....	46	12	27	7	000	000	000	000
Kerman.....	199	120	56	23	000	000	000	000
Kermanshah.....	131	74	40	17	000	000	000	000
Kohgiluyeh & Boyer-Ahmad.....	58	35	18	5	000	000	000	000
Golestan.....	119	53	51	15	000	000	000	000
Gilan.....	185	75	92	18	000	000	000	000
Lorestan.....	129	86	34	9	000	000	000	000
Mazandaran.....	278	121	132	25	000	000	000	000
Markazi.....	75	25	36	14	000	000	000	000
Hormozgan.....	108	73	20	15	000	000	000	000
Hamedan.....	114	57	44	13	000	000	000	000
Yazd.....	120	72	32	16	000	000	000	000

1. Excluding malaria diagnosis laboratories.

2. Including laboratories working part-time and full-time.

3. Excluding East Azarbayejan, Ilam and Lorestan Ostan.

4. Excluding the data of Tehran University of Medical Sciences.

Source: Ministry of Health and Medical Education.

**17. 9. REHABILITATION CENTRES<sup>(1)</sup> BY ADMINISTRATIVE TYPE AND LEGAL STATUS**

Year and Ostan	legal status				Type of administration	
	Total	Affiliated to the Ministry of Health and Medical Education	Private	Other	Independent	Dependent
1375 <sup>(2)</sup> .....	716	146	288	282	353	363
1380.....	1679	225	953	501	1071	608
1385.....	2704	319	1789	596	1956	748
1388 <sup>(3)</sup> .....	4752	<sup>(4)</sup> 557	3358	837	-	-
1389.....	<sup>(5)</sup> 4633	353	3660	620	000	000
1390.....	4522	378	3378	766	000	000
1391.....	5337	438	4027	872	000	000
<b>1392.....</b>	<b>5542</b>	<b>437</b>	<b>4375</b>	<b>730</b>	<b>000</b>	<b>000</b>
East Azarbayejan.....	91	1	78	12	000	000
West Azarbayejan.....	129	15	105	9	000	000
Ardebil.....	41	1	37	3	000	000
Esfahan.....	384	40	270	74	000	000
Alborz.....	211	6	194	11	000	000
Ilam.....	1	0	1	0	000	000
Bushehr.....	64	4	50	10	000	000
Tehran.....	1335	83	1071	181	000	000
Chaharmahal&Bakhtiyari.....	71	9	50	12	000	000
South Khorasan.....	83	6	53	24	000	000
Khorasan-e-Razavi.....	559	31	479	49	000	000
North Khorasan.....	61	2	49	10	000	000
Khuzestan.....	283	19	239	25	000	000
Zanjan.....	83	11	67	5	000	000
Semnan.....	64	15	23	26	000	000
Sistan&Baluchestan.....	126	18	100	8	000	000
Fars.....	482	38	385	59	000	000
Qazvin.....	54	5	42	7	000	000
Qom.....	108	7	91	10	000	000
Kordestan.....	67	2	55	10	000	000
Kerman.....	100	13	66	21	000	000
Kermanshah.....	74	12	51	11	000	000
Kohgiluyeh&Boyerahmad.....	36	1	29	6	000	000
Golestan.....	135	8	117	10	000	000
Gilan.....	176	16	144	16	000	000
Lorestan.....	130	23	79	28	000	000
Mazandaran.....	271	25	226	20	000	000
Markazi.....	106	6	83	17	000	000
Hormozgan.....	60	4	32	24	000	000
Hamedan.....	81	5	70	6	000	000
Yazd.....	76	11	39	26	000	000

1. Including physiotherapy, work therapy, speech therapy, audiometry, optometry, and technical orthopedics.

2. Statistics for rehabilitation include physiotherapy centres only.

3. Excluding Ilam, East Azarbayejan Ostan.

4. Excluding Lorestan, Ilam, East Azarbayejan Ostan.

5. Excluding Ilam Ostan.

Source: Ministry of Health and Medical Education.

### 17. 10. RADIOGRAPHY CENTRES BY ADMINISTRATIVE TYPE AND LEGAL STATUS WORKING TIME

Year and Ostan	Legal status				Type of administration		Working time	
	Total	Affiliated to the Ministry of Health and Medical Education	Private	Other	Independent	Dependent	Day	Day & night
1375.....	1344	647	493	204	432	912	843	501
1380.....	1801	667	815	319	704	1097	1189	612
1385.....	2227	761	1087	379	1012	1215	1469	758
1388.....	2654	745	1451	458	-	-	<sup>(1)</sup> 1846	808
1389.....	<sup>(2)</sup> 2605	<sup>(2)</sup> 812	<sup>(3)</sup> 1316	<sup>(3)</sup> 477	000	000	000	000
1390.....	2802	726	1421	655	000	000	000	000
1391.....	3231	900	1767	564	000	000	2270	961
<b>1392.....</b>	<b>2825</b>	<b>748</b>	<b>1523</b>	<b>554</b>	<b>000</b>	<b>000</b>	<b>1942</b>	<b>883</b>
East Azarbayejan.....	149	49	83	17	000	0	100	49
West Azarbayejan.....	86	23	51	12	000	000	56	30
Ardebil.....	25	9	14	2	000	000	13	12
Esfahan.....	230	58	121	51	000	000	177	53
Alborz.....	98	12	71	15	000	000	75	23
Ilam.....	29	17	7	5	000	000	14	15
Bushehr.....	47	14	23	10	000	000	38	9
Tehran <sup>(4)</sup> .....	635	74	422	139	000	000	499	136
Chaharmahal&Bakhtiyari.....	35	10	19	6	000	000	25	10
South Khorasan.....	23	9	9	5	000	000	15	8
Khorasan-e-Razavi.....	199	45	108	46	000	000	146	53
North Khorasan.....	30	12	14	4	000	000	17	13
Khuzestan.....	159	46	76	37	000	000	97	62
Zanjan.....	29	10	14	5	000	000	15	14
Semnan.....	29	13	7	9	000	000	12	17
Sistan&Baluchestan <sup>(5)</sup> .....	37	17	18	2	000	000	28	9
Fars <sup>(6)</sup> .....	196	72	79	45	000	000	134	62
Qazvin.....	54	16	27	11	000	000	29	25
Qom.....	39	7	16	16	000	000	29	10
Kordestan.....	34	13	11	10	000	000	15	19
Kerman <sup>(7)</sup> .....	83	31	42	10	000	000	41	42
Kermanshah.....	2	1	1	000	000	000	2	000
Kohgiluyeh&Boyerahmad.....	32	14	11	7	000	000	25	7
Golestan.....	60	21	30	9	000	000	35	25
Gilan.....	79	23	53	3	000	000	51	28
Lorestan.....	57	14	31	12	000	000	35	22
Mazandaran.....	122	40	69	13	000	000	80	42
Markazi.....	49	13	19	17	000	000	24	25
Hormozgan.....	59	27	24	8	000	000	34	25
Hamedan.....	60	19	28	13	000	000	37	23
Yazd.....	59	19	25	15	000	000	44	15

1. Including part-time and full time centres.

2. Excluding East Azarbayejan Ostan.

3. Excluding East Azarbayejan, Ilam and Lorestan Ostans

4. Excluding the data of Tehran University of Medical Sciences.

5. Excluding the data of Zabol University.

6. Excluding the data of Jahrom and Fasa Universities.

7. Excluding the data of Bam Universities.

Source: Ministry of Health and Medical Education.

## 17. 11. PHARMACIES BY LEGAL STATUS AND WORKING TIME

Year and Ostan	Legal status				Working time	
	Total	Affiliated to the Ministry of Health and Medical Education	Private	Other	Day <sup>(1)</sup>	Day & night
1375.....	4227	370	3712	145	3841	386
1380.....	5918	348	5360	210	5404	514
1385.....	7358	467	6650	241	6302	1056
1388 <sup>(2)</sup> .....	7806	383	<sup>(3)</sup> 6929	494	6920	886
1389.....	<sup>(4,2)</sup> 8326	<sup>(5,4,2)</sup> 641	<sup>(4,2)</sup> 7347	<sup>(6,5,4,2)</sup> 338	000	000
1390 <sup>(7)</sup> .....	8484	423	7666	395	000	000
1391.....	9501	828	8253	420	8403	1098
<b>1392.....</b>	<b>9625</b>	<b>512</b>	<b>8672</b>	<b>441</b>	<b>8505</b>	<b>1120</b>
East Azarbayejan.....	510	29	458	23	447	63
West Azarbayejan.....	331	27	286	18	294	37
Ardebil.....	134	11	115	8	115	19
Esfahan.....	762	18	736	8	680	82
Alborz.....	344	10	324	10	298	46
Ilam.....	57	9	45	3	57	0
Bushehr.....	91	2	77	12	80	11
Tehran <sup>(8)</sup> .....	2216	60	2074	82	1995	221
Chaharmahal&Bakhtiari.....	87	2	83	2	79	8
South Khorasan.....	74	6	64	4	68	6
Khorasan-e-Razavi <sup>(9)</sup> .....	736	36	658	42	656	80
North Khorasan.....	82	7	70	5	74	8
Khuzestan.....	554	25	466	63	512	42
Zanjan.....	90	2	86	2	78	12
Semnan.....	69	7	51	11	62	7
Sistan&Baluchestan.....	203	50	149	4	175	28
Fars.....	614	49	544	21	506	108
Qazvin.....	132	6	120	6	118	14
Qom.....	155	7	136	12	133	22
Kordestan.....	125	5	114	6	106	19
Kerman.....	258	36	205	17	215	43
Kermanshah.....	217	21	189	7	190	27
Kohgiluyeh&Boyerahmad.....	77	5	65	7	64	13
Golestan.....	200	19	175	6	178	22
Gilan.....	316	1	314	1	273	43
Lorestan.....	189	3	169	17	159	30
Mazandaran.....	459	33	413	13	421	38
Markazi.....	150	14	129	7	126	24
Hormozgan.....	110	10	92	8	90	20
Hamedan.....	161	1	150	10	147	14
Yazd.....	122	1	115	6	109	13

1. Including pharmacies working part-time and full-time.

2. Excluding East Azarbayejan Ostan.

3. Excluding Golestan Ostan.

4. Excluding Gilan Ostan.

5. Excluding Ilam and Lorestan Ostans

6. Excluding Bushehr.

7. Excluding Zanjan Ostan.

8. Excluding the data of Tehran University of Medical Sciences.

9. Excluding the data of Torbat-e Heydarieh and Sabzevar Universities of Medical Sciences.

Source: Ministry of Health and Medical Education.



**17. 12. MAINACTIVITIES ON ANTI-MALARIA CAMPAIGN**

Year	Number of slides in villages under care		Pesticides used in villages sprayed
	Tested	Positive cases	Insecticide (kg)
1375.....	3670152	55843	157628
1380.....	1190213	18948	1670
1385.....	1136302	15869	8260
1388.....	701559	5921	5921
1389 <sup>(1)</sup> .....	000	000	000
1390 <sup>(1)</sup> .....	000	000	000
1391 <sup>(1)</sup> .....	000	000	000
<b>1392<sup>(2)</sup>.....</b>	<b>000</b>	<b>000</b>	<b>000</b>

1. No information is available.

Source: Ministry of Health and Medical Education

**17. 13. VACCINATIONS BY THE MINISTRY OF HEALTH AND MEDICAL EDUCATION**

(1000 cases)

Year	Poliomyelitis V	Measles V	BCG.V.(TB (TB.V.)	Triple V.(D.P.T.)	Polyvalent V. (D.T.) (mixed V.)	Meningitis V	Hepatitis B.V.
1375.....	694	2873	2021	6603	6018	486	3717
1380.....	6848	2402	1121	4631	5433	915	3824
1385.....	7268	2439	1279	4686	2524	653	4206
1388.....	6862	3235	1277	4570	2700	671	4197
1389 <sup>(1)</sup> .....	000	000	000	000	000	000	000
1390 <sup>(1)</sup> .....	000	000	000	000	000	000	000
1391 <sup>(1)</sup> .....	000	000	000	000	000	000	000
<b>1391<sup>(2)</sup>.....</b>	<b>000</b>	<b>000</b>	<b>000</b>	<b>000</b>	<b>000</b>	<b>000</b>	<b>000</b>

1. No information is available.

Source: Ministry of Health and Medical Education.

### 17. 14. NUMBER OF CONTAGIOUS DISEASE CASES DIAGNOSED IN CLINICAL EXAMINATIONS

Type of disease	1375	1380	1385	1388	1389 <sup>(1)</sup>	1390 <sup>(1)</sup>	1391	1392 <sup>(1)</sup>
Chicken pox.....	52362	9589	000	000	000	000	000	000
Kinds of diarrhea.....	471708	000	000	000	000	000	265200	000
Mumps.....	000	000	000	000	000	000	000	000
Infectious conjunctivitis.....	219861	000	22744	000	000	000	000	000
Trachoma.....	306	351	000	000	000	000	000	000
Rubella.....	351	000	71	124	000	000	<sup>(2)</sup> 29	000
Measles.....	2651	7780	904	1355	000	000	<sup>(2)</sup> 234	000
Whooping cough.....	85	97	86	730	000	000	1259	000
Favus.....	10840	3891	000	000	000	000	000	000
Tetanus.....	36	24	12	5	000	000	<sup>(3)</sup> 16	000
Rabies.....	8	2	10	4	000	000	6	000
Hepatitis.....	5157	11223	11512	10391	000	000	12653	000

1. No information is available.

2. Including the positive laboratory cases for Measles and Rubella in the year 91.

3. Including the adults and infants Tetanus in the year 1391.

Source: Ministry of Health and Medical Education.

### 17. 15. NUMBER OF CONTAGIOUS DISEASE CASES DIAGNOSED IN MEDICAL DIAGNOSIS LABORATORIES

Type of disease	1375	1380	1385	1388	1389 <sup>(1)</sup>	1390 <sup>(1)</sup>	1391 <sup>(2)</sup>	1392 <sup>(1)</sup>
Intestinal parasites.....	282831	000	000	000	000	000	000	000
Malta fever.....	30965	16471	23558	12685	000	000	16032	000
Leprosy.....	112	96	89	46	000	000	26	000
Typhoid and Paratyphoid.....	7690	1869	437	490	000	000	451	000
Diphtheria.....	16	12	26	60	000	000	142	000
Aleppo boil.....	19556	14505	24517	23626	000	000	18880	000
Pulmonary tuberculosis.....	9989	9359	6811	7373	000	000	6240	000
Gonorrhoea (gonococcus urethritis).....	1989	7007	6373	3860	000	000	3039	000
Anthrax.....	178	269	161	155	000	000	215	000
Syphilis.....	1459	484	952	88	000	000	57	000
Meningitis.....	102	319	208	201	000	000	7386	000
Cholera.....	62	105	24	18	000	000	53	000

1. No information is available.

2. In the year 1391, the number of patients who were affected by pulmonary tuberculosis and had the laboratory diagnosis approval in one year include all positive smear patients and those whose related disease reappeared in that year (the patients whose smear test was positive), in addition to the patients with negative smear with positive sputum culture, or the negative smear patients whose smear or prepared culture got positive due to bronchial or gastric juice lavage.

Source: Ministry of Health and Medical Education.

### 17. 16. LEPERS<sup>(1)</sup> BY SEX AND AGE

Year	Sex			Age	
	Both sexes	Male	Female	14 years and under	15 years and over
1375.....	112	69	43	13	99
1380.....	96	44	52	3	93
1385.....	72	39	33	0	72
1388.....	46	31	15	0	46
1389 <sup>(2)</sup> .....	000	000	000	000	000
1390 <sup>(2)</sup> .....	000	000	000	000	000
1391.....	26	13	13	1	25
<b>1392<sup>(2)</sup>.....</b>	<b>000</b>	<b>000</b>	<b>000</b>	<b>000</b>	<b>000</b>

1. New cases reported for the stated year.

2. No information is available.

Source: Ministry of Health and Medical Education.

### 17. 17. LIVESTOCK VACCINATED AGAINST CONTAGIOUS AND NON-CONTAGIOUS DISEASES

Year	Contagious diseases									
	Pox sheep and goat (1000 heads)	Pest bovine (1000 heads)	Foot and mouth disease		Charbon				Contagious diseases	
			cattle (1000 head-round) <sup>(1)</sup>	Sheep and goat (1000 heads)	Cattle (1000 heads) <sup>(1)</sup>	Sheep and goat (1000 heads)	Soliped <sup>(2)</sup> (1000 heads)	Camel (1000 heads)	Symptomatic charbon cow and buffalo (1000 heads)	Agalactia sheep and goat (1000 heads)
1375.....	66500	7748	4615	15786	3060	63298	47	2	562	4578
1380.....	59314	4604	9169	27872	3701	57437	38	6	831	4653
1385.....	67313	000	14043	39733	3799	57996	93	20	968	9251
1388.....	57247	000	13131	38580	3415	51231	117	30	996	7997
1389.....	55212	000	14468	53578	3006	50404	96	35	933	9725
1390.....	55072	000	9428	31323	2876	51395	109	28	692	8967
1391.....	58363	000	9561	37669	2437	44207	87	15	818	10270
<b>1392.....</b>	<b>57377</b>	<b>000</b>	<b>9879</b>	<b>37728</b>	<b>1899</b>	<b>37173</b>	<b>63</b>	<b>10</b>	<b>843</b>	<b>11653</b>

Year	Non-contagious diseases	
	Infectious necrotic hepatitis (gangrene) sheep and goat (1000 head-round) <sup>(1)</sup>	Enterotoxemia sheep and goat (1000 head-round) <sup>(1)</sup>
1375.....	10600	47040
1380.....	9051	42311
1385.....	11972	61069
1388.....	10173	50370
1389.....	11516	48297
1390.....	10571	49302
1391.....	10602	50053
<b>1392.....</b>	<b>11992</b>	<b>58292</b>

1. Number of times per vaccencies each livestock receives. This definition is used for all vaccines including bacterial, viral and protozoans in all kinds of animals.

2. Including horse, mule hinny and ass.

Sources: Veterinary Organization.

– Ministry of Jihad-e Agriculture

**17. 18. MAIN CAMPAIGNS AGAINST DISEASES COMMON AMONG MAN AND LIVESTOCK**

Year	Eradication of bovine tuberculosis		Control of bovine brucella of blood	
	Cows vaccinated against tuberculosis (1000 head-round)	Reactor cow (head)	Number of samples (1000)	Reactor cow (head)
1375.....	1168	2558	743	3607
1380.....	1180	1626	904	3529
1385.....	1259	637	789	1938
1388.....	1220	2733	731	901
1389.....	1286	1516	785	668
1390.....	1265	1764	850	1624
1391.....	1223	1660	850	888
<b>1392.....</b>	<b>1311</b>	<b>2345</b>	<b>880</b>	<b>700</b>

Year	Control of bovine brucella				Control of rabies of vaccinated livestock	Control of glanders of mallein test (head)	Reactor horse
	Sheep and goat blood samples tested		Vaccinated livestock (1000 heads)				
	Number of samples (1000)	Reactor sheep and goat (head)	Calf	Lamb and kid	Dog	Tested horses	
1375.....	570	13475	613	13958	104	8479	5
1380.....	682	12307	683	9911	161	15648	0
1385.....	47	2286	1493	21818	243	17503	2
1388.....	27	629	2152	9227	278	15209	26
1389.....	51	953	1826	8883	294	17346	59
1390.....	41	1071	2339	15842	306	20554	55
1391.....	25	522	2419	22565	326	22206	70
<b>1392.....</b>	<b>48</b>	<b>1067</b>	<b>2579</b>	<b>28338</b>	<b>316</b>	<b>27344</b>	<b>125</b>

Sources: Veterinary Organization.

- Ministry of Jihad-e Agriculture

**17. 19. PREVENTION AND TREATMENT OF PARASITIC DISEASES BY VETERINARY CLINICS**  
(1000 cases - 1000 sq m)

Year	Campaign against internal parasites	Campaign against external parasites	Livestock sprinkled (pounced) with powder
		Livestock sprayed	
1375.....	96579	5575	16171
1380.....	83333	10927	74971
1385.....	59477	<sup>(1)</sup> 31124	119766
1388.....	47579	<sup>(2)</sup> 15113	49715
1389.....	47697	14484	45713
1390.....	41919	13682	46793
1391.....	37772	15420	47230
<b>1392.....</b>	<b>32668</b>	<b>18314</b>	<b>59041</b>

1. Including statistics for the livestock sprinkled (pounced) with powder and livestock dipped.

2. Including sprayed livestock only.

Sources: Veterinary Organization;

-Ministry of Jihad-e Agricultur.