



# Population





### *Introduction*

**T**his chapter consists of statistical data on population size and its characteristics, taken from the last National Population and Housing Census in the year 1390, comparisons made on the selected demographic items from previous censuses as well as the data on vital events such as births, deaths, marriages and divorces the history of which is presented as follows:

The history of data production on population in Iran dates back to Qajar period when some irregular efforts were made for enumeration.

In the year 1297, the Civil Registration Department was established to register the four vital events. Registration of data on births, deaths, marriages and divorces was a beginning for collection of information on the country's population and an incentive to assign an organization to collect the related data.

By the approval of a statute in the year 1303, the responsibility of collection of required information was entrusted to the Ministry of the Interior. Undergoing several changes, the statute was legally approved by the former National Consultative Assembly in the year 1307, and the Civil Registration Department was renamed "General Department of Statistics and Registration". The Department has continued its legal duties since the year 1349 under the revised title of "National Organization for Civil Registration".

Approval of the first Census Act by the National Consultative Assembly in the year 1318 led to the implementation of the first Population Census in Tehran in the month of Esfand of the same year and in 33 more cities during the years 1319 and 1320. The project was delayed because of the 1320 political events. In Esfand of the year 1331, the General Statistics Cooperation Organization was formed and in Farvardin of the year 1332, the Census and Statistics Act was approved. In the same year, after detaching from

the General Department of Statistics and Registration and joining to the General Statistics Cooperation Organization, for the first time, the Department of Census and Statistics undertook the responsibility of data collection exclusively. This Organization was renamed "the General Department of Public Statistics" affiliated to the Ministry of the Interior in the year 1334 and conducted the first national census of population and housing in the year 1335.

By the establishment of the General Department of Public Statistics and the implementation of the National Census of Population and Housing in the year 1335, a new era began for statistical activities, and subsequently different statistical surveys in various socio-economic areas were carried out every year. The increasing need of planning organizations for information and statistics as well as the need for a close cooperation between the main data producing organization and planning organizations, led to the detachment of the General Department of Public Statistics from the Ministry of the Interior and its affiliation to the Plan and Budget Organization under the title of the Statistical Centre of Iran (SCI) in the year 1344.

As its first major activity, the SCI conducted a National Census of Population and Housing in the year 1345. As occasion arised, the establishment act of the SCI was revised in the year 1353 and current act of the SCI was approved.

After the approval of the new act and structural renewal of the Centre, it conducted the second National Census of Population and Housing in Aban of the year 1355.

The 1365 National Census of Population and Housing was the first under the Islamic Republic of Iran, the results of which provided the required information for socio-economic development plannings of the country.

Unpredictable increase of population during the years 1355 to 1365 and extensive population movements due to the Iraqi imposed war on Iran,

made basic changes in the statistical frames resulted from the 1365 National Census of Population and Housing and this caused the planners and accordingly the SCI to find it essential to conduct a nationwide enumeration in the years before the next decennial census. This enumeration, accompanied with a sample survey for the first time in the country, was implemented in the year 1370 under the title of "Multi-round Population Survey". The Fifth National Population and Housing Census was carried out in the year 1375; in the year 1385, the sixth National Population and Housing Census was taken across the country, and the seventh one was performed in the month of Aban, the year 1390 nationwide.

The 1390 Census enjoys some features which distinguish it from the previous ones. In this Census, in addition to the questions on the basic population, household and housing topics, new topics such as "national identity number", "internet use" (personally), "household agricultural holding" and "death in household" were asked.

Also the Census experienced new development in collecting data methods, from conventional paper questionnaire to the more advanced methods. In this extensive, national and statistical exercise, for the first time, Personal Data Assistance (PDA) device was used for data collection in three enumeration areas, that is, Tehran, Alborz and Gilan provinces, which was aimed at getting readiness for future censuses by this method.

The statistics presented in this chapter consist of the 1390 National Census of Population and Housing results and a summary of previous censuses results including the 1370 Multi-round Population Survey. Moreover, statistics on the vital events of births, deaths, marriages and divorces are registers, prepared by the National Organization for Civil Registration.

#### ***Definitions and concepts***

***Population (under enumeration):*** members of all private settled households, institutional and collective, whose usual place of residence is located in Iran at the time of enumeration, as well as members of all private unsettled households. Foreign delegations, diplomatic

corps and their families are excluded. However, Iranian delegations and members of Iranian diplomatic corps and their families at Iranian embassies in foreign countries are included in the population under enumeration.

***Private household:*** persons living together in one residence, sharing their living expenses and eating together constitute a household. A person living alone also forms a private household.

***Private settled household:*** a household living in a permanent residence which was made from hard materials, fixed tent, hut, straw hut, etc.

***Private unsettled household:*** a household not living in a permanent residence at the time of enumeration. This group of households includes three types:

1. households either moving from one area to another or living under tents outside cities and villages;
2. households that do not live in a permanent place and change their living place continually, such as gypsies;
3. households that do not live in a specific place and usually pass the night at parks, in ruined places, under bridges, etc.

***Institutional household:*** persons who share a common objective or characteristics living together in an institution which is responsible for their accommodation, (residential place with services and facilities) according to permission or specific regulations. Examples of institutional households are: barracks, garrisons, student dormitories (excluding those for married students) managed by universities, asylums, etc.

***Collective household:*** persons who live together because of having common conditions (mainly common characteristics) and manage life affairs together.

***City (urban area):*** every geographical area with a municipality.

In censuses before the year 1365, all Shahrestan centres (irrespective of their population size) and places with a population of 5000 persons and more were considered as city.

***Village (rural area):*** one or more contiguous places and lands (agricultural or non-agricultural) located outside city borders and having independent registered or conventional boundaries. Any village inhabited by one or

more households at the time of enumeration is considered as an "inhabited village", otherwise, it is considered an "uninhabited village".

**Population settled in urban areas:** population settled in urban areas in any administrative division of Bakhsh, Shahrestan, Ostan or country, is the population of all cities located in the division concerned; and the population of each city is the total number of all private settled, institutional and collective household members whose place of usual residence is located in that city at the time of enumeration.

**Population settled in rural areas:** population settled in rural areas in any administrative division of Dehestan, Bakhsh, Shahrestan, Ostan or country, is the population of all villages located in the division concerned; and the population of each village is the total number of all private settled, institutional and collective household members whose place of usual residence is located in that village at the time of enumeration.

**Unsettled population:** unsettled population in any administrative division of Shahrestan, Ostan or country, is the population of all private unsettled households who were enumerated in the division concerned.

**Head of household:** A member of the household who is acknowledged as the head, by the other household members. It is noteworthy that the head is responsible for bearing all or major part of household expenditures or make decision on how the household incomes should be spent.

The head is not necessarily the oldest member of the household, but can be a male or female member who is usually more than 10 years old. It is obvious that in one-person households, the only member of the household is considered the household head.

**Age:** the number of completed years since the date of birth.

**Mean age:** average age of the population.

**Median age:** the age which divides the population into two equal groups in number.

#### **Selected information**

According to the last Population and Housing

Census taken in the month of Aban, the year 1390, the total population of the country was 75149669 persons (comprising 50.4% male & 49.6% female); average annual population growth was 1.3% while being compared to the result of the 1385 Population and Housing Census. In the year 1390, the highest population belonged to the age group 25-29 (11.5% of population). In the 1390 Census, there were 21.2 million households out of whom 72.82% were settled in urban areas and 27.12% were settled in rural areas and 0.06% was unsettled. In the mentioned year, the mean age for men and women was 29.8. Moreover, mean age for men and for women at the first marriage was 26.7 and 23.4 respectively.

In the year 1390, 7.6 percent of the cities had a population of more than 100,000 persons.

Between the years 1385 and 1390, more than 5.5 million people were internal or international migrants, out of which 91.95 percent had their place of previous residence in Iran, 1.85 % abroad and 6.19% did not state anything about their place of previous residence.

During the cited period, 39% of migrants had inter-provincial movement and 61% intra-provincial movement.

Based on the latest estimations, the nation's population in the year 1394 was 78 million and 773 thousand, out of which about 50.4% were male and 49.6% were female. Also, the urban area estimated population was 57 million and 327 thousand.

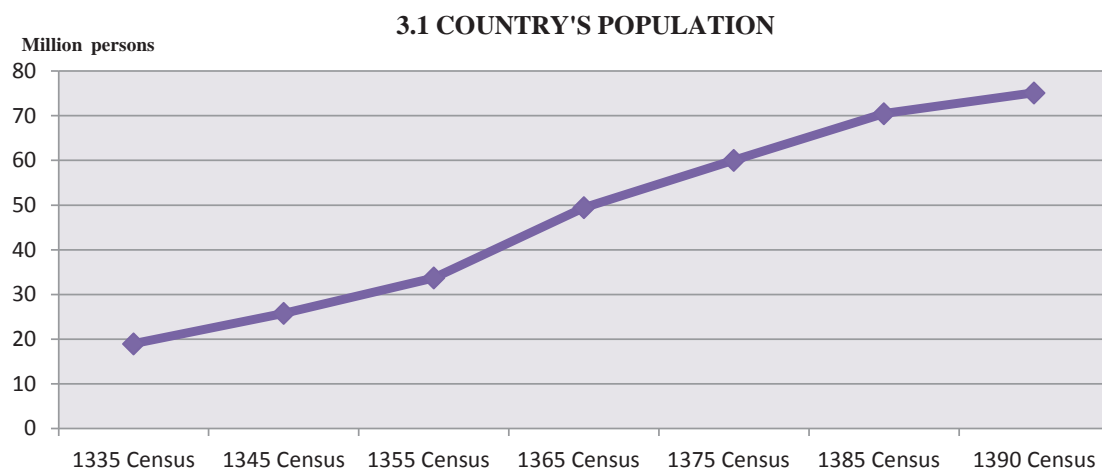
In the year 1394, registered births were over 1.5 million, out of which 48.6 per cent were female.

In this year, almost 685000 marriages were registered, which shows a 5.3% decrease compared to the previous year, and 12.1% of which relate to the marriages in which there was no age difference between the husband and the wife. It is worth mentioning that the highest registered marriages belonged to the husbands and the wives without age difference. Moreover, about 164 thousand divorces were registered which increased about 0.1% compared to the previous year.

**3.1. POPULATION AND AVERAGE ANNUAL GROWTH**

Year	Population	Average annual growth (percent)
1335 Census .....	18954704	-
1345 Census .....	25788722	3.1
1355 Census .....	33708744	2.7
1365 Census .....	49445010	3.9
1370 Census .....	55837163	2.5
1375 Census .....	60055488	1.5
1385 Census .....	70495782	1.6
<b>1390 Census.....</b>	<b>75149669</b>	<b>1.3</b>

Source: Statistical Centre of Iran.



For data see Table 3.1.



**3.2. POPULATION ESTIMATION<sup>(1)</sup> BY SEX IN URBAN AND RURAL AREAS (1000)**

Year and Ostan	Total			Urban areas			Rural areas and Unsettled		
	Both sexes	Male	Female	Both sexes	Male	Female	Both sexes	Male	Female
1386 <sup>(2)</sup> .....	71366	36248	35118	49288	25045	24242	22078	11203	10876
1387 <sup>(2)</sup> .....	72266	36643	35623	50340	25524	24815	21926	11118	10808
1388 <sup>(2)</sup> .....	73196	37050	36146	51416	26014	25403	21780	11037	10743
1389 <sup>(2)</sup> .....	74157	37471	36686	52519	26513	26005	21639	10958	10681
1391 <sup>(2)</sup> .....	76038	38337	37701	54612	27548	27064	21426	10789	10636
1392 <sup>(2)</sup> .....	76942	38778	38165	55506	27988	27518	21436	10789	10647
1393 <sup>(2)</sup> .....	77856	39224	38632	56408	28434	27975	21448	10790	10658
<b>1394<sup>(2)</sup>.....</b>	<b>78773</b>	<b>39672</b>	<b>39101</b>	<b>57327</b>	<b>28887</b>	<b>28439</b>	<b>21446</b>	<b>10785</b>	<b>10661</b>
East Azarbayejan .....	3834	1930	1904	2699	1359	1340	1135	571	564
West Azarbayejan .....	3242	1633	1609	2069	1042	1027	1173	591	582
Ardebil.....	1285	647	638	869	438	431	416	210	207
Esfahan .....	5050	2558	2491	4357	2207	2149	693	351	342
Alborz.....	2594	1310	1284	2358	1191	1168	236	119	117
Ilam.....	581	293	288	381	192	189	200	101	99
Bushehr.....	1123	610	513	780	424	356	343	186	156
Tehran.....	12684	6395	6289	11822	5961	5861	863	435	428
Chaharmahal & Bakhtiari	933	468	464	563	283	280	370	186	184
South Khorasan.....	769	387	382	454	229	226	315	158	156
Khorasan-e-Razavi .....	6353	3179	3174	4685	2344	2341	1668	835	834
North Khorasan .....	909	450	459	480	238	242	428	212	216
Khuzestan .....	4789	2407	2381	3484	1752	1733	1304	656	649
Zanjan .....	1058	529	529	689	344	345	369	184	184
Semnan .....	673	340	333	526	265	260	147	74	73
Sistan & Baluchestan.....	2791	1391	1399	1430	713	717	1361	678	682
Fars .....	4782	2409	2373	3375	1700	1675	1407	709	698
Qazvin.....	1250	634	616	953	483	470	297	151	146
Qom .....	1235	630	605	1178	601	577	56	29	28
Kordestan.....	1535	766	768	1053	526	527	481	240	241
Kerman .....	3117	1569	1549	1847	930	918	1270	639	631
Kermanshah.....	1977	992	985	1406	706	701	571	286	284
Kohgiluyeh & Boyerahmad	703	351	352	388	194	194	315	157	157
Golestan.....	1903	952	951	1000	500	500	904	452	452
Gilan .....	2543	1261	1282	1593	790	803	951	471	479
Lorestan .....	1816	912	904	1122	564	559	694	349	346
Mazandaran .....	3182	1595	1587	1764	884	880	1419	711	708
Markazi.....	1470	744	726	1130	572	558	340	172	168
Hormozgan .....	1710	870	840	873	444	429	837	426	411
Hamedan.....	1795	897	898	1070	535	535	725	362	363
Yazd.....	1089	561	528	930	479	451	159	82	77

1. Population estimation is based on the results of National Population and Housing Census

2. The differences between the total and sum of the parts is due to the rounding of numbers

Sources: Statistical Centre of Iran.

**3. 3. POPULATION BY AGE**

Age group	1335 Census	1345 Census	1355 Census	1365 Census	1370 Census	1375 Census	1385 Census	1390 Census
<b>Total.....</b>	<b>18954704</b>	<b>25788722</b>	<b>33708744</b>	<b>49445010</b>	<b>55837163</b>	<b>60055488</b>	<b>70495782</b>	<b>75149669</b>
0 – 4 years.....	3347698	4556035	5429712	9044823	8141285	6163024	5463978	6232552
5 – 9 years.....	2822975	4232870	5276533	7525894	9035458	8481845	5509057	5657791
10 – 14 years.....	1822483	3098101	4303118	5903300	7547131	9080676	6708594	5671435
15 – 19 years.....	1420524	2180887	3600265	5192202	5908903	7115547	8726761	6607043
20 – 24 years.....	1497178	1722673	2792215	4193724	4947260	5221982	9011422	8414497
25 – 29 years.....	1517802	1698884	2111585	3652297	4005278	4709154	7224952	8672654
30 – 34 years.....	1386373	1722546	1706997	2927983	3504220	3980066	5553531	6971924
35 – 39 years.....	1084698	1461411	1626619	2117211	2866669	3571779	4921124	5571018
40 – 44 years.....	862743	1360458	1668685	1655351	2037477	2812086	4089158	4906749
45 – 49 years.....	777565	866446	1389465	1585398	1577983	2013040	3522761	4030481
50 – 54 years.....	668868	767312	1329049	1599018	1570622	1529078	2755420	3527408
55 – 59 years.....	554754	437094	703887	1337746	1442929	1366728	1887981	2680119
60 – 64 years.....	432373	690956	584144	1184632	1303390	1382946	1464452	1862907
65 – 69 years.....	302782	352175	347238	573796	885077	1076373	1197550	1343731
70 – 74 years.....	196877	351265	380164	342020	465167	846509	1119318	1119968
75 – 79 years.....	117254	106209	204097	209530	185993	364118	694122	913531
80 years and over.....	134694	183400	254971	376372	353956	308181	645601	919539
Not specified.....	7063	0	0	23713	58365	32356	0	46322

Sources: Ministry of the Interior;  
- Statistical Centre of Iran.



**3.4. POPULATION BY AGE, SEX, AND RESIDENCE STATUS, 1390 CENSUS**

Age group	Total country			Settled in urban areas		
	Both sexes	Male	Female	Both sexes	Male	Female
<b>Total .....</b>	<b>75149669</b>	<b>37905669</b>	<b>37244000</b>	<b>53646661</b>	<b>27023638</b>	<b>26623023</b>
<b>0-4 year .....</b>	<b>6232552</b>	<b>3192311</b>	<b>3040241</b>	<b>4203477</b>	<b>2153868</b>	<b>2049609</b>
Under 1 year .....	1231735	630703	601032	828642	424337	404305
1 year .....	1269029	650177	618852	856487	439396	417091
2 years .....	1283058	657385	625673	869158	445438	423720
3 years .....	1231893	630582	601311	829034	424652	404382
4 years .....	1216837	623464	593373	820156	420045	400111
<b>5-9 years .....</b>	<b>5657791</b>	<b>2898560</b>	<b>2759231</b>	<b>3832046</b>	<b>1963297</b>	<b>1868749</b>
5 years .....	1220318	624779	595539	820152	419708	400444
6 years .....	1160751	594346	566405	787603	403436	384167
7 years .....	1101261	564339	536922	744579	381134	363445
8 years .....	1094982	560599	534383	744752	381534	363218
9 years .....	1080479	554497	525982	734960	377485	357475
<b>10-14 years .....</b>	<b>5671435</b>	<b>2888388</b>	<b>2783047</b>	<b>3912748</b>	<b>1990088</b>	<b>1922660</b>
10 years .....	1135538	577627	557911	792258	403304	388954
11 years .....	1108458	564839	543619	769434	391048	378386
12 years .....	1139568	580690	558878	785508	399611	385897
13 years .....	1133194	576922	556272	776586	394656	381930
14 years .....	1154677	588310	566367	788962	401469	387493
<b>15-19 years .....</b>	<b>6607043</b>	<b>3347436</b>	<b>3259607</b>	<b>4484448</b>	<b>2259770</b>	<b>2224678</b>
15 years .....	1176490	600316	576174	798882	407157	391725
16 years .....	1247931	635760	612171	844762	429669	415093
17 years .....	1321451	670667	650784	891034	450203	440831
18 years .....	1405171	713979	691192	948815	478141	470674
19 years .....	1456000	726714	729286	1000955	494600	506355
<b>20-24 years .....</b>	<b>8414497</b>	<b>4201575</b>	<b>4212922</b>	<b>5944593</b>	<b>2924622</b>	<b>3019971</b>
20 years .....	1616267	802435	813832	1122288	551372	570916
21 years .....	1663237	832896	830341	1167191	575620	591571
22 years .....	1738698	872039	866659	1232369	607381	624988
23 years .....	1696334	849085	847249	1203344	592524	610820
24 years .....	1699961	845120	854841	1219401	597725	621676
<b>25-29 years .....</b>	<b>8672654</b>	<b>4354634</b>	<b>4318020</b>	<b>6383685</b>	<b>3178858</b>	<b>3204827</b>
25 years .....	1816957	906418	910539	1314641	648237	666404
26 years .....	1783853	888829	895024	1309974	646462	663512
27 years .....	1789312	892251	897061	1322128	654421	667707
28 years .....	1685304	850746	834558	1247280	624936	622344
29 years .....	1597228	816390	780838	1189662	604802	584860
<b>30-34 years .....</b>	<b>6971924</b>	<b>3515828</b>	<b>3456096</b>	<b>5138203</b>	<b>2586546</b>	<b>2551657</b>
30 years .....	1624261	828115	796146	1206894	612236	594658
31 years .....	1469171	739343	729828	1088208	545755	542453
32 years .....	1397416	702718	694698	1025816	515932	509884
33 years .....	1272122	637915	634207	930454	466954	463500
34 years .....	1208954	607737	601217	886831	445669	441162

**3.4. POPULATION BY AGE, SEX, AND RESIDENCE STATUS, 1390 CENSUS (continued)**

Age group	Settled in rural areas			Unsettled		
	Both sexes	Male	Female	Both sexes	Male	Female
<b>Total</b> .....	<b>21446783</b>	<b>10853217</b>	<b>10593566</b>	<b>56225</b>	<b>28814</b>	<b>27411</b>
<b>0-4 year</b> .....	<b>2023477</b>	<b>1035534</b>	<b>987943</b>	<b>5598</b>	<b>2909</b>	<b>2689</b>
Under 1 year .....	402031	205826	196205	1062	540	522
1 year .....	411441	210189	201252	1101	592	509
2 years .....	412755	211356	201399	1145	591	554
3 years .....	401749	205390	196359	1110	540	570
4 years .....	395501	202773	192728	1180	646	534
<b>5-9 years</b> .....	<b>1820262</b>	<b>932428</b>	<b>887834</b>	<b>5483</b>	<b>2835</b>	<b>2648</b>
5 years .....	398911	204417	194494	1255	654	601
6 years .....	372106	190392	181714	1042	518	524
7 years .....	355631	182651	172980	1051	554	497
8 years .....	349170	178514	170656	1060	551	509
9 years .....	344444	176454	167990	1075	558	517
<b>10-14 years</b> .....	<b>1753374</b>	<b>895555</b>	<b>857819</b>	<b>5313</b>	<b>2745</b>	<b>2568</b>
10 years .....	342194	173761	168433	1086	562	524
11 years .....	338088	173298	164790	936	493	443
12 years .....	353035	180540	172495	1025	539	486
13 years .....	355492	181705	173787	1116	561	555
14 years .....	364565	186251	178314	1150	590	560
<b>15-19 years</b> .....	<b>2115985</b>	<b>1084247</b>	<b>1031738</b>	<b>6610</b>	<b>3419</b>	<b>3191</b>
15 years .....	376337	192515	183822	1271	644	627
16 years .....	401886	205441	196445	1283	650	633
17 years .....	429094	219755	209339	1323	709	614
18 years .....	454876	235066	219810	1480	772	708
19 years .....	453792	231470	222322	1253	644	609
<b>20-24 years</b> .....	<b>2463302</b>	<b>1273449</b>	<b>1189853</b>	<b>6602</b>	<b>3504</b>	<b>3098</b>
20 years .....	492490	250295	242195	1489	768	721
21 years .....	494771	256599	238172	1275	677	598
22 years .....	504987	263945	241042	1342	713	629
23 years .....	491703	255856	235847	1287	705	582
24 years .....	479351	246754	232597	1209	641	568
<b>25-29 years</b> .....	<b>2283656</b>	<b>1173073</b>	<b>1110583</b>	<b>5313</b>	<b>2703</b>	<b>2610</b>
25 years .....	501064	257559	243505	1252	622	630
26 years .....	472793	241779	231014	1086	588	498
27 years .....	466110	237275	228835	1074	555	519
28 years .....	437024	225325	211699	1000	485	515
29 years .....	406665	211135	195530	901	453	448
<b>30-34 years</b> .....	<b>1829374</b>	<b>927128</b>	<b>902246</b>	<b>4347</b>	<b>2154</b>	<b>2193</b>
30 years .....	416317	215350	200967	1050	529	521
31 years .....	380090	193155	186935	873	433	440
32 years .....	370696	186334	184362	904	452	452
33 years .....	340874	170570	170304	794	391	403
34 years .....	321397	161719	159678	726	349	377

**3.4. POPULATION BY AGE, SEX, AND RESIDENCE STATUS, 1390 CENSUS (continued)**

Age group	Total country			Settled in urban areas		
	Both sexes	Male	Female	Both sexes	Male	Female
<b>35-39 years</b> .....	<b>5571018</b>	<b>2850233</b>	<b>2720785</b>	<b>4079426</b>	<b>2085665</b>	<b>1993761</b>
35 years .....	1209012	617497	591515	883040	450433	432607
36 years .....	1165730	605370	560360	849536	439804	409732
37 years .....	1100769	564195	536574	803476	411728	391748
38 years .....	1079892	548143	531749	794025	403404	390621
39 years .....	1015615	515028	500587	749349	380296	369053
<b>40-44 years</b> .....	<b>4906749</b>	<b>2486379</b>	<b>2420370</b>	<b>3694650</b>	<b>1880436</b>	<b>1814214</b>
40 years .....	1102349	561644	540705	818320	418255	400065
41 years .....	1004672	509405	495267	752729	382682	370047
42 years .....	998811	508823	489988	751680	384279	367401
43 years .....	938395	474108	464287	712183	361777	350406
44 years .....	862522	432399	430123	659738	333443	326295
<b>45-49 years</b> .....	<b>4030481</b>	<b>2027338</b>	<b>2003143</b>	<b>3078142</b>	<b>1560170</b>	<b>1517972</b>
45 years .....	880517	440461	440056	673445	339774	333671
46 years .....	798149	396849	401300	611906	306681	305225
47 years .....	791407	399824	391583	601924	306578	295346
48 years .....	795036	401166	393870	608795	309436	299359
49 years .....	765372	389038	376334	582072	297701	284371
<b>50-54 years</b> .....	<b>3527408</b>	<b>1765113</b>	<b>1762295</b>	<b>2644028</b>	<b>1338591</b>	<b>1305437</b>
50 years .....	800472	404515	395957	601821	306869	294952
51 years .....	721804	362487	359317	544197	275965	268232
52 years .....	710173	354759	355414	532688	268968	263720
53 years .....	673990	336619	337371	502552	254404	248148
54 years .....	620969	306733	314236	462770	232385	230385
<b>55-59 years</b> .....	<b>2680119</b>	<b>1326634</b>	<b>1353485</b>	<b>1980283</b>	<b>1003799</b>	<b>976484</b>
55 years .....	590035	292917	297118	441937	223250	218687
56 years .....	580807	292142	288665	428570	220106	208464
57 years .....	527700	262436	265264	387815	197659	190156
58 years .....	509624	249529	260095	373965	188429	185536
59 years .....	471953	229610	242343	347996	174355	173641
<b>60-64 years</b> .....	<b>1862907</b>	<b>880962</b>	<b>981945</b>	<b>1334489</b>	<b>649361</b>	<b>685128</b>
60 years .....	471906	223777	248129	340986	167056	173930
61 years .....	372223	175816	196407	267826	130598	137228
62 years .....	376408	179066	197342	270021	132395	137626
63 years .....	327149	154206	172943	230931	111775	119156
64 years .....	315221	148097	167124	224725	107537	117188

**3.4. POPULATION BY AGE, SEX, AND RESIDENCE STATUS, 1390 CENSUS (continued)**

Age group	Settled in rural areas			Unsettled		
	Both sexes	Male	Female	Both sexes	Male	Female
<b>35-39 years .....</b>	<b>1488214</b>	<b>762972</b>	<b>725242</b>	<b>3378</b>	<b>1596</b>	<b>1782</b>
35 years .....	325165	166662	158503	807	402	405
36 years .....	315497	165241	150256	697	325	372
37 years .....	296637	152148	144489	656	319	337
38 years .....	285225	144446	140779	642	293	349
39 years .....	265690	134475	131215	576	257	319
<b>40-44 years .....</b>	<b>1209196</b>	<b>604571</b>	<b>604625</b>	<b>2903</b>	<b>1372</b>	<b>1531</b>
40 years .....	283261	143043	140218	768	346	422
41 years .....	251353	126416	124937	590	307	283
42 years .....	246568	124264	122304	563	280	283
43 years .....	225705	112093	113612	507	238	269
44 years .....	202309	98755	103554	475	201	274
<b>45-49 years .....</b>	<b>949993</b>	<b>466076</b>	<b>483917</b>	<b>2346</b>	<b>1092</b>	<b>1254</b>
45 years .....	206510	100435	106075	562	252	310
46 years .....	185813	89979	95834	430	189	241
47 years .....	189044	93042	96002	439	204	235
48 years .....	185743	91494	94249	498	236	262
49 years .....	182883	91126	91757	417	211	206
<b>50-54 years .....</b>	<b>881093</b>	<b>425401</b>	<b>455692</b>	<b>2287</b>	<b>1121</b>	<b>1166</b>
50 years .....	198011	97332	100679	640	314	326
51 years .....	177173	86338	90835	434	184	250
52 years .....	177074	85582	91492	411	209	202
53 years .....	171035	82004	89031	403	211	192
54 years .....	157800	74145	83655	399	203	196
<b>55-59 years .....</b>	<b>698017</b>	<b>321961</b>	<b>376056</b>	<b>1819</b>	<b>874</b>	<b>945</b>
55 years .....	147651	69447	78204	447	220	227
56 years .....	151868	71868	80000	369	168	201
57 years .....	139507	64591	74916	378	186	192
58 years .....	135315	60933	74382	344	167	177
59 years .....	123676	55122	68554	281	133	148
<b>60-64 years .....</b>	<b>527014</b>	<b>230859</b>	<b>296155</b>	<b>1404</b>	<b>742</b>	<b>662</b>
60 years .....	130468	56506	73962	452	215	237
61 years .....	104155	45079	59076	242	139	103
62 years .....	106105	46515	59590	282	156	126
63 years .....	95997	42308	53689	221	123	98
64 years .....	90289	40451	49838	207	109	98

**3.4. POPULATION BY AGE, SEX, AND RESIDENCE STATUS, 1390 CENSUS (continued)**

Age group	Total country			Settled in urban areas		
	Both sexes	Male	Female	Both sexes	Male	Female
<b>65-69 years</b> .....	<b>1343731</b>	<b>643342</b>	<b>700389</b>	<b>948647</b>	<b>459597</b>	<b>489050</b>
65 years .....	303070	141368	161702	214971	102346	112625
66 years .....	284331	135492	148839	202378	97928	104450
67 years .....	285591	138560	147031	200340	97908	102432
68 years .....	244312	117799	126513	171441	83326	88115
69 years .....	226427	110123	116304	159517	78089	81428
<b>70-74 years</b> .....	<b>1119968</b>	<b>561147</b>	<b>558821</b>	<b>758250</b>	<b>378415</b>	<b>379835</b>
70 years .....	250910	118463	132447	173416	82052	91364
71 years .....	222104	111851	110253	152901	77315	75586
72 years .....	217004	110587	106417	146264	74592	71672
73 years .....	213210	107348	105862	143539	71310	72229
74 years .....	216740	112898	103842	142130	73146	68984
<b>75-79 years</b> .....	<b>913531</b>	<b>477470</b>	<b>436061</b>	<b>592002</b>	<b>301871</b>	<b>290131</b>
75 years .....	223309	119811	103498	145105	77042	68063
76 years .....	187827	97280	90547	121397	61239	60158
77 years .....	179270	92232	87038	117064	58711	58353
78 years .....	172126	88701	83425	111566	55633	55933
79 years .....	150999	79446	71553	96870	49246	47624
<b>80-84 years</b> .....	<b>561538</b>	<b>280896</b>	<b>280642</b>	<b>363040</b>	<b>172196</b>	<b>190844</b>
80 years .....	161282	81247	80035	103996	50213	53783
81 years .....	115293	57408	57885	74788	35174	39614
82 years .....	101428	50148	51280	65024	30362	34662
83 years .....	95394	47950	47444	61670	29423	32247
84 years .....	88141	44143	43998	57562	27024	30538
<b>85-89 years</b> .....	<b>270703</b>	<b>137163</b>	<b>133540</b>	<b>178843</b>	<b>86484</b>	<b>92359</b>
85 years .....	83517	40986	42531	55231	25437	29794
86 years .....	68021	35730	32291	44515	22344	22171
87 years .....	50704	26194	24510	33669	16781	16888
88 years .....	40515	20486	20029	26876	13118	13758
89 years .....	27946	13767	14179	18552	8804	9748
<b>90-94 years</b> .....	<b>59989</b>	<b>28735</b>	<b>31254</b>	<b>39595</b>	<b>18317</b>	<b>21278</b>
90 years .....	27560	13186	14374	18037	8263	9774
91 years .....	12398	6149	6249	8491	4088	4403
92 years .....	9074	4329	4745	6094	2791	3303
93 years .....	5922	2827	3095	3898	1797	2101
94 years .....	5035	2244	2791	3075	1378	1697
<b>95-99 years</b> .....	<b>15587</b>	<b>7583</b>	<b>8004</b>	<b>10082</b>	<b>4773</b>	<b>5309</b>
95 years .....	4917	2255	2662	3298	1440	1858
96 years .....	2921	1512	1409	1861	939	922
97 years .....	2753	1396	1357	1732	855	877
98 years .....	2592	1235	1357	1676	797	879
99 years .....	2404	1185	1219	1515	742	773
<b>100 years and over</b> .....	<b>11722</b>	<b>5424</b>	<b>6298</b>	<b>6961</b>	<b>3082</b>	<b>3879</b>
Not specified .....	46322	28518	17804	39023	23832	15191

**3.4. POPULATION BY AGE, SEX, AND RESIDENCE STATUS, 1390 CENSUS (continued)**

Age group	Settled in rural areas			Unsettled		
	Both sexes	Male	Female	Both sexes	Male	Female
<b>65-69 years</b> .....	<b>394238</b>	<b>183241</b>	<b>210997</b>	<b>846</b>	<b>504</b>	<b>342</b>
65 years .....	87860	38875	48985	239	147	92
66 years .....	81781	37470	44311	172	94	78
67 years .....	85085	40549	44536	166	103	63
68 years .....	72713	34376	38337	158	97	61
69 years .....	66799	31971	34828	111	63	48
<b>70-74 years</b> .....	<b>360965</b>	<b>182264</b>	<b>178701</b>	<b>753</b>	<b>468</b>	<b>285</b>
70 years .....	77238	36256	40982	256	155	101
71 years .....	69083	34458	34625	120	78	42
72 years .....	70617	35916	34701	123	79	44
73 years .....	69558	35970	33588	113	68	45
74 years .....	74469	39664	34805	141	88	53
<b>75-79 years</b> .....	<b>320983</b>	<b>175243</b>	<b>145740</b>	<b>546</b>	<b>356</b>	<b>190</b>
75 years .....	78062	42673	35389	142	96	46
76 years .....	66320	35974	30346	110	67	43
77 years .....	62117	33463	28654	89	58	31
78 years .....	60443	32989	27454	117	79	38
79 years .....	54041	30144	23897	88	56	32
<b>80-84 years</b> .....	<b>198165</b>	<b>108481</b>	<b>89684</b>	<b>333</b>	<b>219</b>	<b>114</b>
80 years .....	57176	30961	26215	110	73	37
81 years .....	40438	22190	18248	67	44	23
82 years .....	36344	19748	16596	60	38	22
83 years .....	33673	18493	15180	51	34	17
84 years .....	30534	17089	13445	45	30	15
<b>85-89 years</b> .....	<b>91717</b>	<b>50593</b>	<b>41124</b>	<b>143</b>	<b>86</b>	<b>57</b>
85 years .....	28233	15522	12711	53	27	26
86 years .....	23470	13361	10109	36	25	11
87 years .....	17013	9398	7615	22	15	7
88 years .....	13622	7356	6266	17	12	5
89 years .....	9379	4956	4423	15	7	8
<b>90-94 years</b> .....	<b>20357</b>	<b>10397</b>	<b>9960</b>	<b>37</b>	<b>21</b>	<b>16</b>
90 years .....	9504	4913	4591	19	10	9
91 years .....	3900	2058	1842	7	3	4
92 years .....	2975	1536	1439	5	2	3
93 years .....	2020	1026	994	4	4	0
94 years .....	1958	864	1094	2	2	0
<b>95-99 years</b> .....	<b>5488</b>	<b>2802</b>	<b>2686</b>	<b>17</b>	<b>8</b>	<b>9</b>
95 years .....	1613	812	801	6	3	3
96 years .....	1058	573	485	2	0	2
97 years .....	1019	539	480	2	2	0
98 years .....	911	436	475	5	2	3
99 years .....	887	442	445	2	1	1
<b>100 years and over</b> .....	<b>4754</b>	<b>2338</b>	<b>2416</b>	<b>7</b>	<b>4</b>	<b>3</b>
Not specified .....	7159	4604	2555	140	82	58

Source: Statistical Centre of Iran.



**3.5. POPULATION BY SEX AND MAJOR AGE GROUPS, 1390 CENSUS**

Major age group	Both sexes	Male	Female
<b>Total</b> .....	<b>75149669</b>	<b>37905669</b>	<b>37244000</b>
Infants (under one year) .....	1231735	630703	601032
Children (1-5 years) .....	6221135	3186387	3034748
School-age children (6-10 years) .....	5573011	2851408	2721603
Young adults (11-14 years) .....	4535897	2310761	2225136
Adults (15-24 years) .....	15021540	7549011	7472529
Middle-aged (25-64 years) .....	38223260	19207121	19016139
Aged (65 years and over) .....	4296769	2141760	2155009
Not specified .....	46322	28518	17804

Source: Statistical Centre of Iran.

**3.6. HOUSEHOLDS AND POPULATION BY SEX IN URBAN AND RURAL AREAS**

Description	Households	Population		
		Both sexes	Male	Female
<b>Total country</b>				
1335 Census .....	3985680	18954704	9644944	9309760
1345 Census .....	5167192	25788722	13355801	12432921
1355 Census .....	6711628	33708744	17356347	16352397
1365 Census <sup>(1)</sup> .....	9673931	49445010	25280961	24164049
1370 Census <sup>(1)</sup> .....	10787227	55837163	28768450	27068713
1375 Census <sup>(1)</sup> .....	12398235	60055488	30515159	29540329
1385 Census <sup>(1)</sup> .....	17501771	70495782	35866362	34629420
1390 Census <sup>(1)</sup> .....	21185647	75149669	37905669	37244000
<b>Urban areas</b>				
1335 Census .....	1261372	5953563	3070149	2883414
1345 Census .....	1962023	9794246	5096654	4697592
1355 Census .....	3265524	15854680	8291451	7563229
1365 Census .....	5528542	26844561	13769617	13074944
1370 Census .....	6523824	31836598	16435244	15401354
1375 Census .....	7948925	36817789	18805023	18012766
1385 Census .....	12405584	48259964	24576442	23683522
1390 Census .....	15427848	53646661	27023638	26623023
<b>Rural areas</b>				
1335 Census <sup>(2)</sup> .....	2724308	13001141	6574795	6426346
1345 Census <sup>(2)</sup> .....	3205169	15994476	8259147	7735329
1355 Census <sup>(2)</sup> .....	3446104	17854064	9064896	8789168
1365 Census .....	4099857	22349351	11384483	10964868
1370 Census .....	4203722	23636591	12144898	11491693
1375 Census .....	4410370	23026293	11604972	11421321
1385 Census .....	5074866	22131101	11236855	10894246
1390 Census .....	5744614	21446783	10853217	10593566

1. Statistics on unsettled population and household are included in the statistics of the total country.

2. Statistics on unsettled population and household are included in the statistics of rural areas.

Sources: Ministry of the Interior;

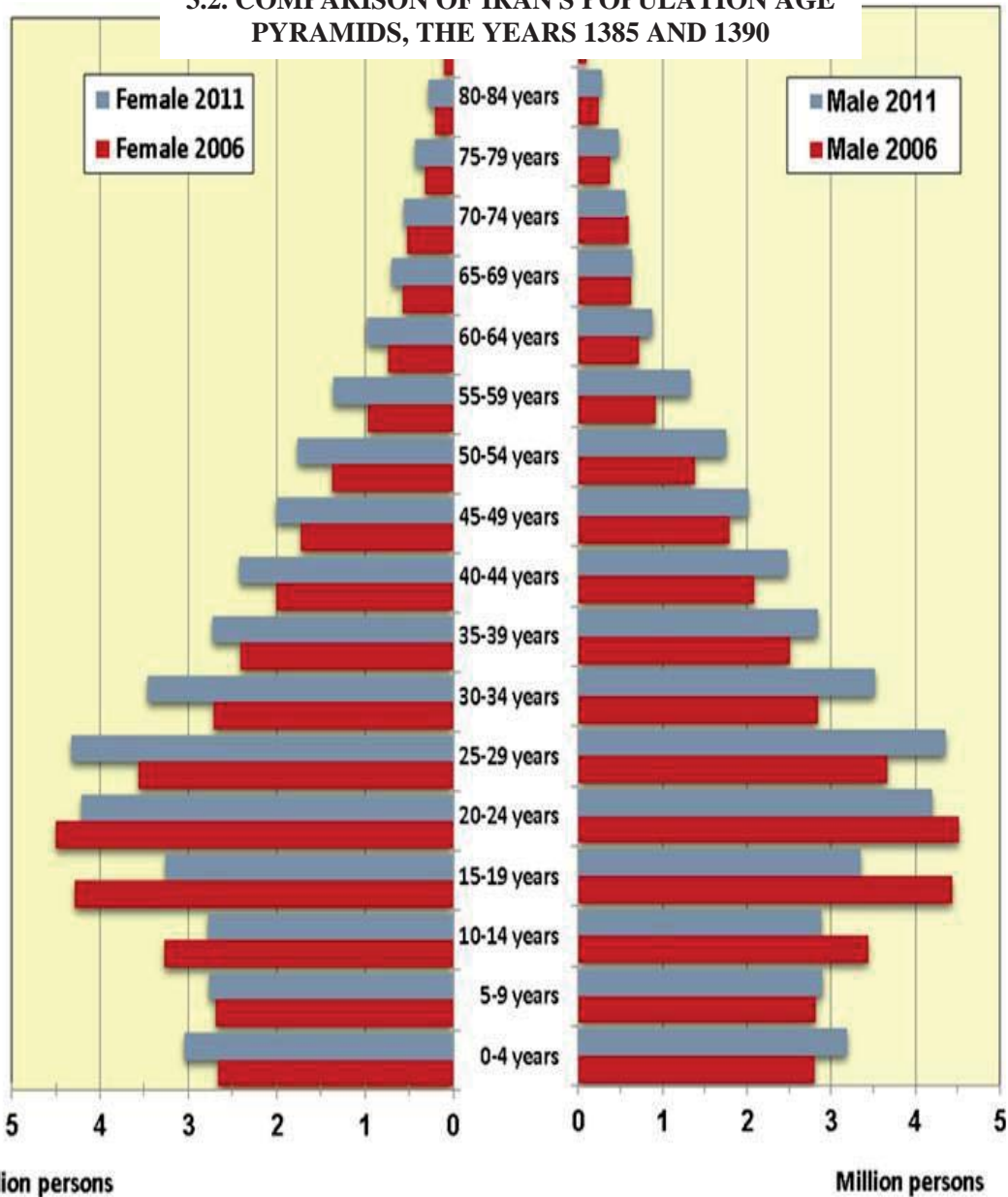
- Statistical Centre of Iran.

### 3.7. SETTLED AND UNSETTLED POPULATION AND HOUSEHOLDS OF OSTANS, 1390 CENSUS

Ostan	Total		Settled in urban areas		Settled in rural areas		Unsettled	
	Household	Population	Household	Population	Household	Population	Household	Population
<b>Total country.....</b>	<b>21185647</b>	<b>75149669</b>	<b>15427848</b>	<b>53646661</b>	<b>5744614</b>	<b>21446783</b>	<b>13185</b>	<b>56225</b>
East Azarbayejan .	1086083	3724620	767319	2579178	318764	1145442	0	0
West zarbayejan...	822749	3080576	535968	1932544	286781	1148032	0	0
Ardebil.....	338224	1248488	218837	798942	119387	449546	0	0
Esfahan .....	1454826	4879312	1243968	4168219	210828	710989	30	104
Alborz.....	719464	2412513	652466	2184371	66998	228142	0	0
Ilam .....	135732	557599	88024	356896	47407	199327	301	1376
Bushehr .....	247026	1032949	168657	704393	77745	325993	624	2563
Tehran .....	3732190	12183391	3496892	11305832	235193	877437	105	122
Chaharmahal & Bakhtiari.....	234612	895263	141221	521071	93076	372746	315	1446
South Khorasan ...	183568	662534	99140	371054	84417	291435	11	45
Khorasan-e-azavi .	1717362	5994402	1242481	4311210	474671	1682405	210	787
North Khorasan ...	241180	867727	125174	446872	115608	419068	398	1787
Khuzestan .....	1113366	4531720	814794	3218451	296024	1301268	2548	12001
Zanjan .....	287082	1015734	181078	634809	106004	380925	0	0
Semnan .....	186358	631218	143107	486345	43251	144873	0	0
Sistan & Baluchestan .....	588447	2534327	290183	1243079	297599	1288160	665	3088
Fars .....	1251061	4596658	858944	3106732	388680	1475350	3437	14576
Qazvin.....	352632	1201565	256963	878241	95473	322787	196	537
Qom .....	321144	1151672	305763	1095871	15378	55798	3	3
Kordestan .....	402354	1493645	271238	985874	131116	507771	0	0
Kerman .....	786400	2938988	451322	1689842	333248	1242344	1830	6802
Kermanshah .....	531497	1945227	379823	1355094	150834	586621	840	3512
Kohgiluyeh & Boyerahmad .....	156355	658629	82400	346626	73594	310518	361	1485
Golestan.....	483245	1777014	253979	906182	229071	870068	195	764
Gilan .....	777684	2480874	471260	1497170	306421	983701	3	3
Lorestan .....	462528	1754243	292454	1075951	169875	677416	199	876
Mazandaran .....	931469	3073943	512233	1682152	419231	1391786	5	5
Markazi .....	426937	1413959	314209	1045001	112728	368958	0	0
Hormozgan .....	397452	1578183	204559	788471	192196	786379	697	3333
Hamedan .....	506536	1758268	306376	1040605	199951	716669	209	994
Yazd .....	310084	1074428	257016	889583	53065	184829	3	16

Source: Statistical Centre of Iran.

**3.2. COMPARISON OF IRAN'S POPULATION AGE PYRAMIDS, THE YEARS 1385 AND 1390**



For data see Table 3.4

**3.8. POPULATION BY SEX IN URBAN AND RURAL AREAS, 1390 CENSUS**

Ostan	Total			Settled in urban areas		
	Both sexes	Male	Female	Both sexes	Male	Female
<b>Total country .....</b>	<b>75149669</b>	<b>37905669</b>	<b>37244000</b>	<b>53646661</b>	<b>27023638</b>	<b>26623023</b>
East Azarbayejan.....	3724620	1882031	1842589	2579178	1301724	1277454
West Azarbayejan .....	3080576	1555127	1525449	1932544	971505	961039
Ardebil .....	1248488	631972	616516	798942	405050	393892
Esfahan .....	4879312	2476021	2403291	4168219	2109775	2058444
Alborz .....	2412513	1222621	1189892	2184371	1104627	1079744
Ilam .....	557599	282468	275131	356896	180377	176519
Bushehr .....	1032949	560955	471994	704393	383488	320905
Tehran .....	12183391	6137993	6045398	11305832	5669138	5636694
Chaharmahal & Bakhtiari .....	895263	450968	444295	521071	262678	258393
South Khorasan .....	662534	332739	329795	371054	188322	182732
Khorasan-e-Razavi .....	5994402	2999529	2994873	4311210	2160153	2151057
North Khorasan .....	867727	431587	436140	446872	224742	222130
Khuzestan .....	4531720	2286209	2245511	3218451	1619616	1598835
Zanjan .....	1015734	509192	506542	634809	320294	314515
Semnan .....	631218	319300	311918	486345	244424	241921
Sistan & Baluchestan .....	2534327	1268748	1265579	1243079	627726	615353
Fars .....	4596658	2315914	2280744	3106732	1562556	1544176
Qazvin .....	1201565	609804	591761	878241	445578	432663
Qom .....	1151672	587661	564011	1095871	557132	538739
Kordestan .....	1493645	751156	742489	985874	496553	489321
Kerman .....	2938988	1482339	1456649	1689842	851467	838375
Kermanshah .....	1945227	981780	963447	1355094	678738	676356
Kohgiluyeh & Boyerahmad .....	658629	329079	329550	346626	174376	172250
Golestan .....	1777014	886830	890184	906182	452753	453429
Gilan .....	2480874	1231933	1248941	1497170	744251	752919
Lorestan .....	1754243	883693	870550	1075951	536589	539362
Mazandaran .....	3073943	1542735	1531208	1682152	842401	839751
Markazi .....	1413959	715527	698432	1045001	529304	515697
Hormozgan .....	1578183	802758	775425	788471	404682	383789
Hamedan .....	1758268	883436	874832	1040605	519182	521423
Yazd .....	1074428	553564	520864	889583	454437	435146

**3.8. POPULATION BY SEX IN URBAN AND RURAL AREAS, 1390 CENSUS (continued)**

Ostan	Settled in rural areas			Unsettled		
	Both sexes	Male	Female	Both sexes	Male	Female
<b>Total country</b> .....	<b>21446783</b>	<b>10853217</b>	<b>10593566</b>	<b>56225</b>	<b>28814</b>	<b>27411</b>
East Azarbayejan .....	1145442	580307	565135	0	0	0
West Azarbayejan .....	1148032	583622	564410	0	0	0
Ardebil .....	449546	226922	222624	0	0	0
Esfahan .....	710989	366193	344796	104	53	51
Alborz .....	228142	117994	110148	0	0	0
Ilam .....	199327	101369	97958	1376	722	654
Bushehr .....	325993	176189	149804	2563	1278	1285
Tehran .....	877437	468754	408683	122	101	21
Chaharmahal & Bakhtiari .....	372746	187555	185191	1446	735	711
South Khorasan .....	291435	144395	147040	45	22	23
Khorasan-e-Razavi .....	1682405	838981	843424	787	395	392
North Khorasan .....	419068	205946	213122	1787	899	888
Khuzestan .....	1301268	660371	640897	12001	6222	5779
Zanjan .....	380925	188898	192027	0	0	0
Semnan .....	144873	74876	69997	0	0	0
Sistan & Baluchestan .....	1288160	639466	648694	3088	1556	1532
Fars .....	1475350	746040	729310	14576	7318	7258
Qazvin .....	322787	163956	158831	537	270	267
Qom .....	55798	30526	25272	3	3	0
Kordestan .....	507771	254603	253168	0	0	0
Kerman .....	1242344	627390	614954	6802	3482	3320
Kermanshah .....	586621	301197	285424	3512	1845	1667
Kohgiluyeh & Boyerahmad .....	310518	153947	156571	1485	756	729
Golestan .....	870068	433684	436384	764	393	371
Gilan .....	983701	487679	496022	3	3	0
Lorestan .....	677416	346653	330763	876	451	425
Mazandaran .....	1391786	700329	691457	5	5	0
Markazi .....	368958	186223	182735	0	0	0
Hormozgan .....	786379	396312	390067	3333	1764	1569
Hamedan .....	716669	363719	352950	994	535	459
Yazd .....	184829	99121	85708	16	6	10

Source: Statistical Centre of Iran.

**3.9. POPULATION BY TYPE OF HOUSEHOLD, SEX AND OSTAN, 1390 CENSUS**

Ostan	Total			Settled household			
	Both sexes	Male	Female	Private		Collective	
				Male	Female	Male	Female
<b>Total country</b> .....	<b>75149669</b>	<b>37905669</b>	<b>37244000</b>	<b>36880959</b>	<b>36854349</b>	<b>248129</b>	<b>33195</b>
East Azarbayejan .....	3724620	1882031	1842589	1839164	1824758	6370	1491
West Azarbayejan .....	3080576	1555127	1525449	1521080	1514684	2784	682
Ardebil.....	1248488	631972	616516	619839	612138	1549	625
Esfahan .....	4879312	2476021	2403291	2421618	2385107	11034	1620
Alborz.....	2412513	1222621	1189892	1204538	1188457	3986	535
Ilam .....	557599	282468	275131	272762	271605	1044	318
Bushehr .....	1032949	560955	471994	462308	464609	85012	1558
Tehran .....	12183391	6137993	6045398	6024327	6017057	35467	3174
Chaharmahal & Bakhtiari .....	895263	450968	444295	443282	438607	569	410
South Khorasan .....	662534	332739	329795	309363	317750	1856	320
Khorasan-e-Razavi .....	5994402	2999529	2994873	2934568	2963424	7570	1793
North Khorasan .....	867727	431587	436140	416850	426191	1600	535
Khuzestan .....	4531720	2286209	2245511	2234160	2224585	4529	1041
Zanjan .....	1015734	509192	506542	494398	497536	1429	309
Semnan .....	631218	319300	311918	300944	300928	3460	790
Sistan & Baluchestan .....	2534327	1268748	1265579	1235551	1254625	1874	278
Fars .....	4596658	2315914	2280744	2234337	2240642	21368	4433
Qazvin.....	1201565	609804	591761	600977	587564	1191	175
Qom .....	1151672	587661	564011	571774	561310	1218	122
Kordestan .....	1493645	751156	742489	729302	733413	2597	512
Kerman .....	2938988	1482339	1456649	1426519	1421072	9453	2520
Kermanshah .....	1945227	981780	963447	951800	955960	1428	236
Kohgiluyeh & Boyerahmad..	658629	329079	329550	320596	322877	2321	486
Golestan.....	1777014	886830	890184	866773	881542	2436	553
Gilan .....	2480874	1231933	1248941	1217220	1241825	2746	1189
Lorestan .....	1754243	883693	870550	868865	863000	1274	534
Mazandaran .....	3073943	1542735	1531208	1513144	1518871	7090	3731
Markazi .....	1413959	715527	698432	696727	692315	5005	615
Hormozgan .....	1578183	802758	775425	761161	763289	10589	1015
Hamedan .....	1758268	883436	874832	859993	858724	1946	583
Yazd .....	1074428	553564	520864	527019	509884	7334	1012



**3.9. POPULATION BY TYPE OF HOUSEHOLD, SEX AND OSTAN, 1390 CENSUS (continued)**

Ostan	Settled household		Private unsettled household	
	Institutional			
	Male	Female	Male	Female
<b>Total country</b> .....	<b>747767</b>	<b>329045</b>	<b>28814</b>	<b>27411</b>
East Azarbayejan .....	36497	16340	0	0
West Azarbayejan .....	31263	10083	0	0
Ardebil.....	10584	3753	0	0
Esfahan .....	43316	16513	53	51
Ilam .....	14097	900	0	0
Alborz.....	7940	2554	722	654
Bushehr .....	12357	4542	1278	1285
Tehran .....	78098	25146	101	21
Chaharmahal & Bakhtiyari.....	6382	4567	735	711
South Khorasan .....	21498	11702	22	23
Khorasan-e-Razavi .....	56996	29264	395	392
North Khorasan .....	12238	8526	899	888
Khuzestan .....	41298	14106	6222	5779
Zanjan .....	13365	8697	0	0
Semnan .....	14896	10200	0	0
Sistan & Baluchestan .....	29767	9144	1556	1532
Fars .....	52891	28411	7318	7258
Qazvin.....	7366	3755	270	267
Qom .....	14666	2579	3	0
Kordestan .....	19257	8564	0	0
Kerman .....	42885	29737	3482	3320
Kermanshah .....	26707	5584	1845	1667
Kohgiluyeh & Boyerahmad.....	5406	5458	756	729
Golestan.....	17228	7718	393	371
Gilan .....	11964	5927	3	0
Lorestan .....	13103	6591	451	425
Mazandaran .....	22496	8606	5	0
Markazi .....	13795	5502	0	0
Hormozgan .....	29244	9552	1764	1569
Hamedan .....	20962	15066	535	459
Yazd .....	19205	9958	6	10

Source: Statistical Centre of Iran.

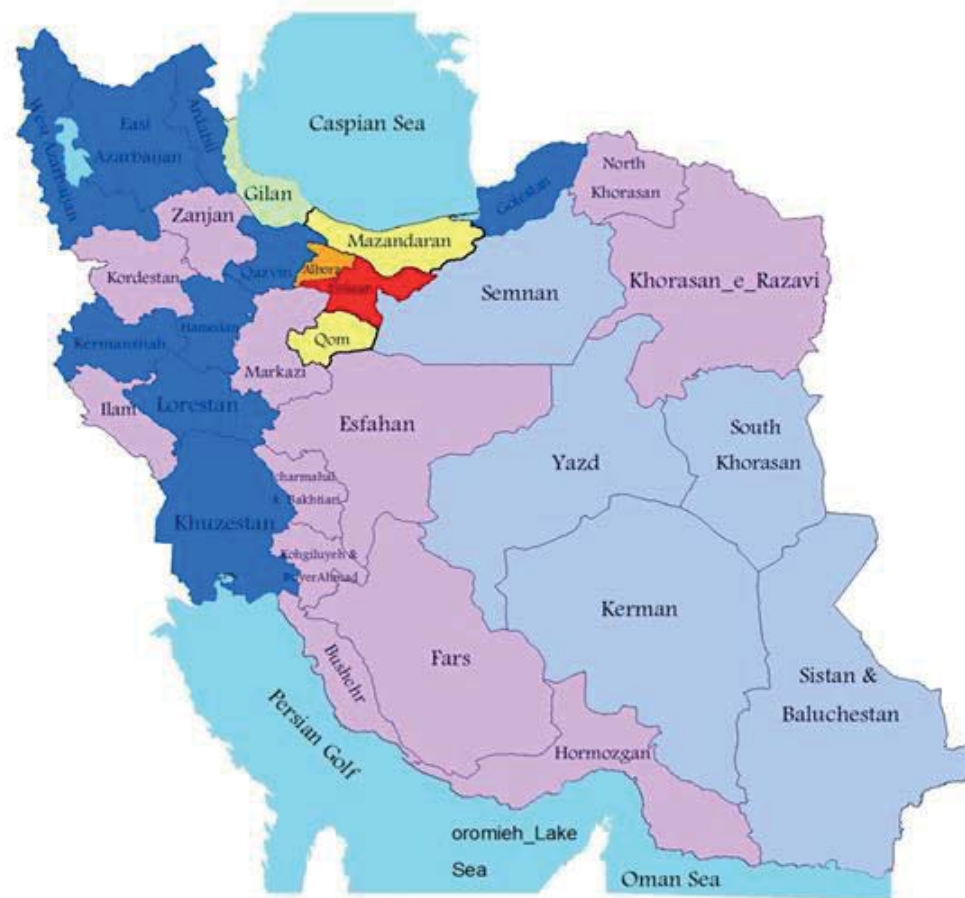
**3.3. RELATIVE DISRIBUTION OF POPULATION, THE YEAR 1390**



For Data see Table 3.9.

Percent	
[Light Blue]	0.74 - 2.19
[Light Purple]	2.20 - 3.65
[Dark Blue]	3.66 - 5.11
[Yellow]	5.12 - 6.57
[Orange]	6.58 - 8.03
[Red]	16.21

**3.4. RELETINVE DENSITY OF POPULATION , THE YEAR 1390**



For data see Tables 1.4 and 3.9

Person / Square Killometre	
Light Blue	< 20
Purple	20 - 59
Dark Blue	60 - 99
Yellow	100 - 139
Light Green	140 - 179
Orange	471
Red	648

**3.10. CITIES WITH A POPULATION OF 100,000 AND MORE <sup>(1)</sup>**

City	1335	1345	1355	1365	1370	1375	1385	1390
Abadan .....	226083	272962	294068	000	84774	206073	219772	212744
Amol .....	22251	40076	68963	118242	139923	159092	199698	219915
Arak .....	58998	71925	116832	265349	331354	380755	446760	484212
Ardebil .....	65742	83596	147865	281973	311022	340386	418262	482632
Orumiyeh .....	67605	110749	164419	300746	357399	435200	583255	667499
Eslamshahr .....	481	1006	50292	215129	230183	265450	357389	389102
Esfahan .....	254708	424045	661510	986753	1127030	1266072	1602110	1756126
Andimeshk .....	7324	16195	32085	56288	73759	106923	120177	126811
Ahvaz .....	120098	206375	334399	579826	724653	804980	985614	1112021
Izeh .....	1983	5115	10257	46042	64072	81288	104364	117093
Ilam .....	8346	15493	32476	89035	116428	126346	160355	172213
Babol .....	36194	49973	68059	115320	137348	158346	201335	219467
Bojnurd .....	19253	31248	47719	93392	112426	134835	176726	199791
Borujerd .....	49186	71486	101345	183879	201016	217804	229541	240654
Bam.....	15737	21761	30793	50709	59007	70079	75215	107131
Bandar Anzali .....	3134	41785	55481	87063	94697	98544	110643	116664
Bandar Abbas .....	17710	34627	87981	201642	249504	273578	379301	435751
Bandar-e-Mahshahr .....	15694	16594	29940	71808	74248	88394	111448	153778
Bushehr .....	18412	23547	58956	120787	132824	143641	169966	195222
Bukan .....	5307	9357	20579	67938	83401	120020	150703	170600
Behbahan .....	29886	39874	49378	78694	85846	88213	101178	107412
Birjand .....	13934	25845	46943	81798	101177	127608	166138	178020
Pakdasht .....	1704	2668	5459	18308	33273	49220	126937	206490
Tabriz .....	289996	403413	597976	971482	1088985	1191043	1398060	1494998
Torbat-e-eydariyeh ..	19830	30106	43259	72068	81781	94647	121300	131150
Tehran .....	<sup>(2)</sup> 1512082	<sup>(2)</sup> 2719730	4530223	6042584	6475527	6758845	7088287	8154051
Jahrom .....	29169	38236	48530	77174	88693	94185	105285	114108
Jiroft.....	2480	6723	20186	35033	40700	59201	97988	111034
Khorrarnabad .....	38676	59578	104912	208592	249258	272815	333945	348216
Khorrarnshahr .....	43850	88536	140490	000	34750	105636	125859	129418
Khomeinishahr .....	33544	46836	65495	104647	118348	165888	223071	244696
Khoy .....	34491	47648	70357	115343	137885	148944	181465	200958
Dezful .....	52121	84499	121251	151420	181309	202639	235819	248380
Rasht .....	109491	143557	188957	290897	340637	417748	557366	639951
Rafsanjan .....	9212	21425	36025	66498	79926	98257	139219	151420
Zabol .....	12221	18806	29404	75105	91041	100887	136956	137722
Zahedan .....	17495	39732	93740	281923	361623	419518	567449	560725
Zanjan .....	47159	58714	100351	215261	254100	286295	349713	386851
Sari .....	26278	44547	70753	141020	167602	195882	261293	296417
Saveh .....	14537	17565	25751	64081	87621	111245	180548	200481
Sabzevar .....	30545	42415	69562	129103	148065	170738	214582	231557

**3.10. CITIES WITH A POPULATION OF 100,000 AND MORE <sup>(1)</sup> (continued)**

City	1335	1345	1355	1365	1370	1375	1385	1390
Saqqez .....	12729	17834	30661	81351	98933	115394	133331	139738
Semnan .....	29036	31058	38786	64891	75131	91045	126780	153680
Sanandaj.....	40641	54578	95872	204537	244039	277808	316862	373987
Sirjan .....	12160	19568	39464	90072	107887	135024	170916	185623
Shahrud .....	17058	30767	49783	78950	92195	104765	132379	140474
Shahinshahr .....	4195	6089	8321	49312	62592	84827	127412	143308
Shooshtar .....	18527	21999	26173	65840	70294	77900	96732	106815
Shahreza .....	29311	34220	46956	73367	84666	89779	109601	123767
Shahr-e-Kord .....	15476	23575	40359	75080	89253	100477	131612	159775
Shahriyar.....	3748	6626	11697	22439	32459	40058	189421	249473
Shiraz .....	170659	269865	425813	848289	965117	1053025	1227331	1460665
Fasa.....	11711	19057	31489	64771	74487	81706	92020	104809
Qaemshahr .....	23055	38898	63377	109288	123684	143286	174768	196050
Qods .....	994	2467	8406	74802	89680	138278	230147	283517
Qarchak .....	167	1176	14925	77957	98202	142690	174006	191588
Qazvin .....	66420	88106	139258	248591	278826	291117	355338	381598
Qom .....	99499	134292	247219	543139	681253	777677	964706	1074036
Quchan .....	21250	29133	40301	66531	74919	85750	101313	103760
Kashan .....	45955	58468	84863	138599	155188	201372	253509	275325
Karaj .....	14526	44243	137926	611510	806363	940968	1386030	1614626
Kerman .....	62157	85404	140761	257284	311643	384991	515114	534441
Kermanshah .....	125439	187930	290600	560514	624084	692986	794863	851405
Kamalshahr.....	×	×	×	×	×	×	×	109943
Gorgan .....	25380	51181	88033	139430	162468	188710	274438	329536
Golestan.....	669	827	1074	9927	45892	112554	231905	259480
Gonbad-e-Kavus .....	18347	40667	60721	87100	102768	111253	129167	144546
Mohamadshahr.....	×	×	×	×	×	×	83272	100519
Maragheh .....	36551	54106	65172	100679	117388	132318	149929	162275
Marand .....	13822	23818	36108	71394	85253	96396	114841	124323
Marvdasht .....	8987	25498	50446	79132	92013	103579	124350	138649
Marivan.....	1384	4333	13610	5039	45205	60459	92993	110464
Masjed Soleyman.....	44651	64488	77098	104787	107539	116883	108682	103369
Mashhad .....	241989	409616	667770	1463508	1759155	1887405	2427316	2766258
Malard .....	1369	2596	5970	9160	32364	88118	228713	290817
Malayer .....	21105	28434	47117	103640	130458	144373	156289	159848
Mahabad .....	20332	28610	44067	75238	81987	107799	135780	147268
Miyandoab.....	14796	18767	27739	59551	71273	90141	114153	123081
Najafabad .....	30422	43384	75276	129058	160004	178498	208647	221814
Nasimshahr .....	67	91	202	13750	49945	85124	135846	157474
Nazar-abad.....	799	2881	9889	21660	28600	69342	97722	107806
Neyshabur .....	25820	33482	59562	109258	135681	158847	208860	239185
Varamin .....	5205	11183	25792	58311	77624	107233	208996	218991
Hamedan .....	99909	124167	165785	272499	349653	401281	479640	525794
Yasuj.....	34	931	4524	29991	48957	69133	100544	108505
Yazd.....	63502	93241	135925	230483	275298	326776	432194	486152

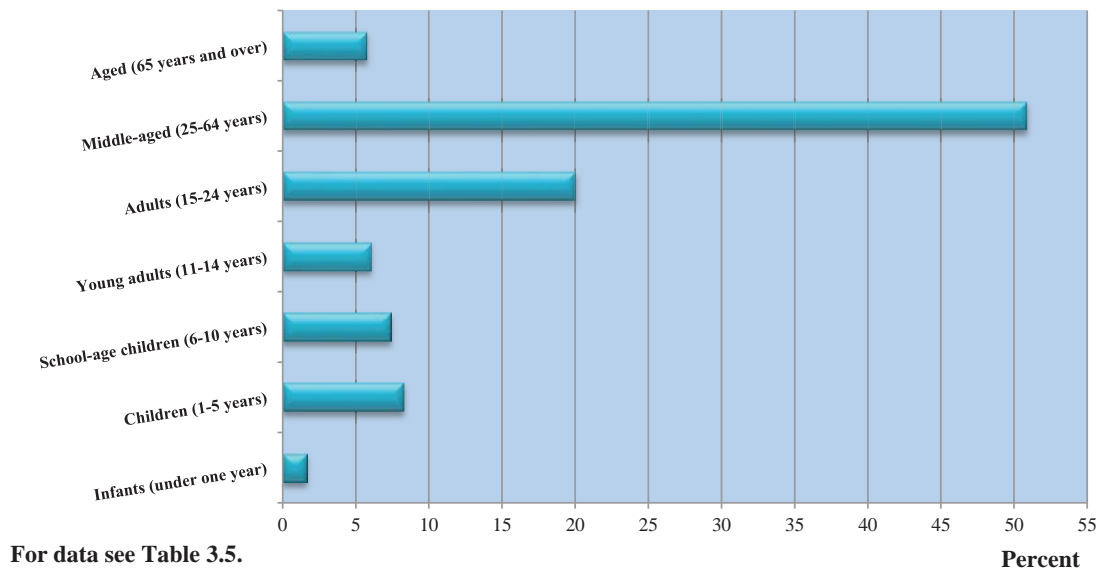
1. Cities have been selected according to the results of the 1390 Census.

2. Excluding Tajrish and Rey.

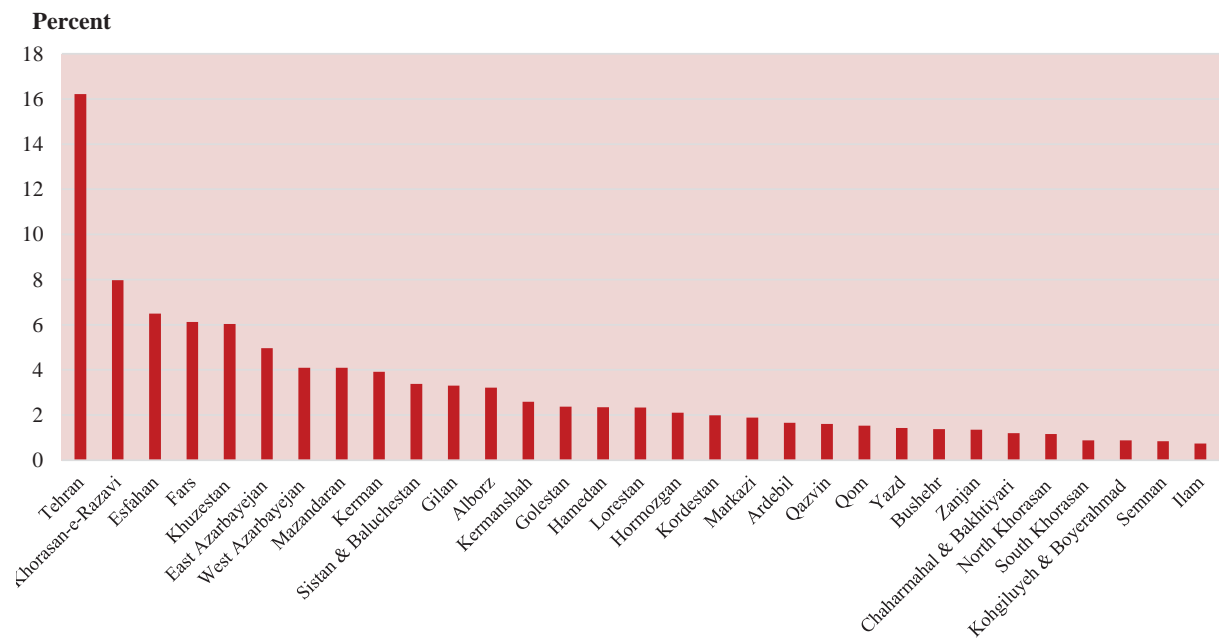
Sources: Ministry of the Interior;

- Statistical Centre of Iran.

### 3.5. POPULATION DISTRIBUTION BY MAJOR AGE GROUPS, 1390 CENSUS



### 3.6 DISTRIBUTION OF POPULATION BY OSTANS, 1390 CENSUS





**3. 11. NUMBER OF CITIES BY POPULATION SIZE GROUP**

Population size group	1385 Census		1390 Census	
	Number of cities	Total population (1000 Persons)	Number of cities	Total population (1000 Persons)
<b>Total .....</b>	<b><sup>(1)</sup>1014</b>	<b>48260</b>	<b><sup>(2)</sup>1139</b>	<b>53646</b>
250000 and more persons .....	26	25472	29	28716
100000-249999 persons .....	54	8373	57	9122
50000-99999 persons .....	70	4840	81	5657
25000-49999 persons .....	100	3650	103	3665
10000-24999 persons .....	210	3323	221	3455
5000-9999 persons .....	240	1714	277	1975
Less than 5000 persons .....	312	888	371	1056

1. Difference between the total and sum of parts is due to the inclusion of Tajrish and Rey's population with Tehran.

2. Number of cities until the 1390 Census.

Source: Statistical Centre of Iran.

**3. 12. INHABITED VILLAGES BY POPULATION SIZE GROUP**

Population size group	1385 Census		1390 Census	
	Number of villages	Total population <sup>(1)</sup> (1000 Persons)	Number of villages	Total population <sup>(1)</sup> (1000 Persons)
<b>Total .....</b>	<b>63125</b>	<b>21776</b>	<b>61748</b>	<b>21150</b>
5000 and more persons .....	207	1794	209	1590
2500-4999 persons .....	792	2645	916	2941
1000-2499 persons .....	3897	5903	3907	5798
500-999 persons .....	6731	4710	6222	4397
100-499 persons .....	23782	5729	22629	5436
50-99 persons .....	8589	629	8761	636
25-49 persons .....	6449	234	6216	223
1-24 persons .....	12678	132	12888	129

1. Institutional households are not included.

Source: Statistical Centre of Iran.

**3. 13. PRIVATE HOUSEHOLDS BY SIZE**

Year	Total	1 person	2 persons	3 persons	4 persons	5 persons	6 persons	7 and more persons
1345 Census .....	5165577	276936	596671	701440	786479	796972	717118	1289961
1355 Census .....	6709068	376122	766696	887520	1017251	1020694	929746	1711039
1365 Census .....	9672477	436981	1019058	1239177	1550973	1509989	1305367	2610932
1370 Census .....	10785321	450996	1117299	1386510	1727130	1676609	1528610	2898167
1375 Census .....	12387943	547420	1402948	1976864	2278978	1974822	1571392	2635519
1385 Census .....	17352686	903139	2649919	3973982	4237406	2647280	1449164	1491796
<b>1390 Census.....</b>	<b>21110481</b>	<b>1511911</b>	<b>3877727</b>	<b>5724891</b>	<b>5567191</b>	<b>2638888</b>	<b>1127167</b>	<b>662706</b>

Source: Statistical Centre of Iran

### 3.14. PRIVATE HOUSEHOLDS BY SEX AND AGE OF THE HEAD OF HOUSEHOLD AND SIZE, 1390 CENSUS

The age group of the head of household	Total	1 person	2 persons	3 persons	4 persons	5 persons	6 persons	7 and more persons
<b>Total .....</b>	<b>21110481</b>	<b>1511911</b>	<b>3877727</b>	<b>5724891</b>	<b>5567191</b>	<b>2638888</b>	<b>1127167</b>	<b>662706</b>
<b>Male .....</b>	<b>18562409</b>	<b>473342</b>	<b>3259915</b>	<b>5269671</b>	<b>5323419</b>	<b>2526055</b>	<b>1076023</b>	<b>633984</b>
Under 20 years .....	46642	12312	21464	9020	2291	900	430	225
20-29 years .....	2908157	115608	1154168	1223447	324017	63574	19231	8112
30-39 years .....	5337746	84439	639223	1955714	1846662	561903	173435	76370
40-49 years .....	4316908	59096	183967	717128	1737654	999791	403640	215632
50-59 years .....	3024676	50958	308992	668723	891492	588087	306845	209579
60-69 years .....	1502552	39420	333332	392256	336252	205997	113018	82277
70 years and over.....	1420798	111506	617206	301799	183883	105407	59272	41725
Not specified.....	4930	3	1563	1584	1168	396	152	64
<b>Female .....</b>	<b>2548072</b>	<b>1038569</b>	<b>617812</b>	<b>455220</b>	<b>243772</b>	<b>112833</b>	<b>51144</b>	<b>28722</b>
Under 20 years .....	8973	5252	2554	779	232	97	39	20
20-29 years .....	110472	40071	40676	19869	6443	2178	886	349
30-39 years .....	260361	55340	74514	72992	33977	13724	6394	3420
40-49 years .....	406487	67112	99791	114944	69016	32438	14798	8388
50-59 years .....	548858	131778	146040	126390	76768	38902	18292	10688
60-69 years .....	524207	233072	137197	80326	41505	19113	8378	4616
70 years and over.....	688396	505942	116901	39823	15780	6366	2347	1237
Not specified.....	318	2	139	97	51	15	10	4

Source: Statistical Centre of Iran.

**3.15. HOUSEHOLDS BY TYPE AND OSTAN, 1390 CENSUS**

Ostan	Total	Private settled	Private unsettled	Collective	Institutional
<b>Total country</b> .....	<b>21185647</b>	<b>21097296</b>	<b>13185</b>	<b>61737</b>	<b>13429</b>
East Azarbayejan .....	1086083	1082997	0	2458	628
West Azarbayejan .....	822749	821063	0	1089	597
Ardebil .....	338224	337268	0	675	281
Esfahan .....	1454826	1450279	30	3853	664
Alborz .....	719464	717910	0	1473	81
Ilam .....	135732	134901	301	297	233
Bushehr .....	247026	241200	624	4918	284
Tehran .....	3732190	3719571	105	11804	710
Chaharmahal & Bakhtiyari ....	234612	233817	315	284	196
South Khorasan .....	183568	182432	11	671	454
Khorasan-e-Razavi .....	1717362	1713198	210	2906	1048
North Khorasan .....	241180	239845	398	642	295
Khuzestan .....	1113366	1108502	2548	1614	702
Zanjan .....	287082	286253	0	553	276
Semnan .....	186358	184719	0	1395	244
Sistan & Baluchestan .....	588447	586670	665	586	526
Fars .....	1251061	1240556	3437	6142	926
Qazvin.....	352632	351795	196	481	160
Qom .....	321144	320588	3	386	167
Kordestan .....	402354	400797	0	1048	509
Kerman .....	786400	780630	1830	3287	653
Kermanshah .....	531497	529567	840	504	586
Kohgiluyeh & Boyerahmad....	156355	155017	361	798	179
Golestan .....	483245	481687	195	960	403
Gilan .....	777684	775949	3	1364	368
Lorestan .....	462528	461531	199	530	268
Mazandaran .....	931469	927344	5	3658	462
Markazi .....	426937	424945	0	1668	324
Hormozgan .....	397452	393527	697	2703	525
Hamedan .....	506536	505152	209	830	345
Yazd .....	310084	307586	3	2160	335

Source: Statistical Centre of Iran.

### 3.16. PRIVATE HOUSEHOLDS COMPOSITION BY THE HOUSEHOLD MEMBERS COMPOSITION, SEX AND STATUS OF THE HEAD RESIDENCE, 1390 CENSES

Description	Total country			Urban		
	Both sexes	Male	Female	Both sexes	Male	Female
<b>Total</b> .....	<b>21110481</b>	<b>18562409</b>	<b>2548072</b>	<b>15365892</b>	<b>13497871</b>	<b>1868021</b>
Head .....	1511911	473342	1038569	1105456	355512	749944
Head & spouse .....	3095167	3086723	8444	2260867	2254697	6170
Head & children .....	1471868	213075	1258793	1075311	150054	925257
Head , spouse & children .....	13715682	13690618	25064	10022334	10003707	18627
Head & relatives (except for the spouse & child) .....	228863	148516	80347	167492	104672	62820
Head, spouse & relatives (except for the spouse & child)	96046	95343	703	63572	63085	487
Head, child & relatives (except for the spouse & child) ..	167130	42599	124531	123995	28557	95438
Head, spouse ,child & relatives (except for the spouse & child) .....	762458	760126	2332	501697	499945	1752
Head & non-relatives .....	6518	2942	3576	5826	2555	3271
Head, spouse & non-relatives .....	4760	4741	19	3933	3915	18
Head, child & non-relatives. ....	1641	327	1314	1241	247	994
Head, relatives (except for the spouse & child) & non-relatives .....	996	671	325	823	543	280
Head, spouse, child & non-relatives .....	6833	6789	44	5442	5408	34
Head, spouse, relatives (except for the spouse & child) & non-relatives.....	262	260	2	197	195	2
Head, child, relatives(except for the spouse & child) & non-relatives.....	289	62	227	213	43	170
Head, spouse, child, relatives(except for the spouse & child) & non-relatives .....	810	804	6	567	563	4
Other .....	39247	35471	3776	26926	24173	2753

### 3.16. PRIVATE HOUSEHOLDS COMPOSITION BY THE HOUSEHOLD MEMBERS, SEX AND HEAD SETTLEMENT STATUS, 1390 CENSES (continued)

Description	Rural			Unsettled		
	Both sexes	Male	Female	Both sexes	Male	Female
<b>Total.....</b>	<b>5731404</b>	<b>5052489</b>	<b>678915</b>	<b>13185</b>	<b>12049</b>	<b>1136</b>
Head .....	405734	117430	288304	721	400	321
Head & spouse .....	832858	830586	2272	1442	1440	2
Head & children.....	395688	62780	332908	869	241	628
Head , spouse & children .....	3685236	3678812	6424	8112	8099	13
Head & relatives (except for the spouse & child) .....	61142	43662	17480	229	182	47
Head, spouse & relatives ( except for the spouse & child).....	32411	32195	216	63	63	0
Head, child & relatives ( except for the spouse & child).....	43081	14015	29066	54	27	27
Head, spouse ,child & relatives (except for the spouse & child) ..	260389	259809	580	372	372	0
Head & non-relatives .....	690	385	305	2	2	0
Head, spouse & non-relatives .....	825	824	1	2	2	0
Head, child & non-relatives. ....	399	80	319	1	0	1
Head, relatives (except for the spouse & child) & non-relatives ...	172	127	45	1	1	0
Head, spouse, child & non-relatives .....	1390	1380	10	1	1	0
Head, spouse, relatives ( except for the spouse & child) & non-relatives.....	65	65	0	0	0	0
Head, child, relatives(except for the spouse & child) & non-relatives.....	76	19	57	0	0	0
Head, spouse, child, relatives ( except for the spouse & child) & non-relatives.....	240	238	2	3	3	0
Other .....	11008	10082	926	1313	1216	97

Source: Statistical Centre of Iran.

### 3.17. POPULATION BY SEX AND RELIGION

Description	1385 Census			1390 Census		
	Both sexes	Male	Female	Both sexes	Male	Female
<b>Total .....</b>	<b>70495782</b>	<b>35866362</b>	<b>34629420</b>	<b>75149669</b>	<b>37905669</b>	<b>37244000</b>
Muslim .....	70097741	35663780	34433961	74682938	37542060	37140878
Christian.....	109415	54751	54664	117704	63927	53777
Zoroastrian.....	19823	10127	9696	25271	13880	11391
Jew .....	9252	4716	4536	8756	4496	4260
Other .....	54234	27484	26750	49101	24985	24116
Not stated .....	205317	105504	99813	265899	256321	9578

Source: Statistical Centre of Iran.

**3.18. POPULATION BY RELIGION AND OSTAN, 1390 CENSUS**

Ostan	Total	Muslim	Christian	Zoroastrian	Jew	Other	Not stated
<b>Total country.....</b>	<b>75149669</b>	<b>74682938</b>	<b>117704</b>	<b>25271</b>	<b>8756</b>	<b>49101</b>	<b>265899</b>
East Azarbayejan .....	3724620	3713960	3130	562	13	537	6418
West Azarbayejan.....	3080576	3064042	6940	590	32	900	8072
Ardebil.....	1248488	1244782	999	225	11	47	2424
Esfahan .....	4879312	4846725	9488	1147	897	6824	14231
Alborz.....	2412513	2390870	2660	710	25	5793	12455
Ilam .....	557599	555489	709	165	4	19	1213
Bushehr .....	1032949	1001207	1105	155	9	258	30215
Tehran .....	12183391	12071031	46679	8768	4557	11425	40931
Chaharmahal & Bakhtiari .....	895263	892596	911	223	2	76	1455
South Khorasan .....	662534	656153	725	196	3	360	5097
Khorasan-e-Razavi .....	5994402	5959947	5550	1272	138	1500	25995
North Khorasan .....	867727	864312	691	136	3	43	2542
Khuzestan .....	4531720	4508387	6486	1137	63	2563	13084
Zanjan .....	1015734	1012971	702	191	4	44	1822
Semnan .....	631218	627313	548	116	4	580	2657
Sistan & Baluchestan .....	2534327	2521288	4117	668	35	673	7546
Fars .....	4596658	4566890	4156	983	2626	5531	16472
Qazvin.....	1201565	1198564	980	169	9	480	1363
Qom .....	1151672	1145901	808	195	9	18	4741
Kordestan .....	1493645	1488896	1497	288	37	134	2793
Kerman .....	2938988	2918450	3887	1404	64	3253	11930
Kermanshah .....	1945227	1938739	1842	430	57	841	3318
Kohgiluyeh & Boyerahmad .....	658629	656204	675	160	6	140	1444
Golestan.....	1777014	1767265	918	124	8	1210	7489
Gilan .....	2480874	2475744	1377	157	11	286	3299
Lorestan .....	1754243	1746580	1998	414	31	138	5082
Mazandaran .....	3073943	3058751	2316	325	20	3262	9269
Markazi .....	1413959	1407408	1238	279	6	327	4701
Hormozgan .....	1578183	1568982	2081	264	4	241	6611
Hamedan .....	1758268	1750099	1602	386	11	383	5787
Yazd .....	1074428	1063392	889	3432	57	1215	5443

Source: Statistical Centre of Iran.



**3.19. IMMIGRANTS DURING THE LAST 5 YEARS BY AGE AND PLACE OF PREVIOUS RESIDENCE, 1390 CENSUS**

Age group	Total	place of previous residence					
		Shahrestans under enumeration			Other Sharestans of the Ostan under enumeration		
		City	Village	Not stated	City	Village	Not stated
<b>Both sexes.....</b>	<b>5534666</b>	<b>1162508</b>	<b>802842</b>	<b>18526</b>	<b>995037</b>	<b>112667</b>	<b>11847</b>
0-4 years .....	332232	86410	44832	2308	58059	6303	1020
5-9 years .....	426717	107433	58825	1471	76458	8293	1196
10-14 years .....	417857	86876	125274	1765	59842	10220	929
15-19 years .....	618333	91916	149256	2001	105987	19430	1191
20-24 years .....	1052595	144795	108696	2751	217634	22378	2111
25-29 years .....	880868	179272	104176	2284	157135	16704	1790
30-34 years .....	627576	154460	75934	1648	113928	10810	1258
35-39 years .....	403216	104245	49158	1112	73826	6804	845
40-44 years .....	270700	72843	30502	838	49103	4157	530
45-49 years .....	169480	47181	17269	612	30068	2357	381
50-54 years .....	119281	33091	11744	424	20038	1518	228
55-59 years.....	72606	20394	7462	270	11685	1028	126
60-64 years.....	43909	12100	4929	150	6706	680	72
65-69 years.....	27025	7307	3766	94	4255	466	42
70-74 years.....	21900	6231	3726	73	2981	456	46
75 years and over .....	34170	7560	6628	183	5821	962	51
Not specified .....	16201	394	665	542	1511	101	31

Age group	Place of previous residence				
	Shahrestans of other Ostans			Abroad	Not stated
	City	Village	Not stated		
<b>Both sexes.....</b>	<b>1857041</b>	<b>108450</b>	<b>20436</b>	<b>102519</b>	<b>342793</b>
0-4 years .....	95227	6920	1492	6187	23474
5-9 years .....	127852	7986	1857	10233	25113
10-14 years .....	95926	5831	1368	7360	22466
15-19 years .....	181710	14909	1856	12785	37292
20-24 years .....	436804	25075	4184	18654	69513
25-29 years .....	329029	19388	3384	14592	53114
30-34 years .....	208953	11442	2145	9641	37357
35-39 years .....	128258	6210	1397	7718	23643
40-44 years .....	87027	3551	921	5251	15977
45-49 years .....	55160	2086	621	3515	10230
50-54 years .....	40528	1480	440	2398	7392
55-59 years.....	24503	1000	258	1299	4581
60-64 years.....	14627	668	145	1020	2812
65-69 years.....	8454	445	82	460	1654
70-74 years.....	6004	423	59	411	1490
75 years and over.....	8960	850	108	431	2616
Not specified.....	8019	186	119	564	4069

Source: Statistical Centre of Iran.

**3.20. IMMIGRANTS DURING THE LAST 5 YEARS BY PLACE OF PREVIOUS RESIDENCE  
AND OSTAN OF PRESENT PLACE OF RESIDENCE, 1390 CENSUS**

Ostan of the present place of residence	Total	Place of previous residence					
		Shahrestans under enumeration			Other Sharestans of the Ostan under enumeration		
		City	Village	Not stated	City	Village	Not stated
<b>Total .....</b>	<b>5534666</b>	<b>1162508</b>	<b>802842</b>	<b>18526</b>	<b>995037</b>	<b>112667</b>	<b>11847</b>
East Azarbayejan .....	209198	46592	33250	744	42680	5956	550
West Azarbayejan .....	177539	39471	41996	709	37898	6279	557
Ardebil .....	70906	10656	13854	171	12945	2770	98
Esfahan .....	377097	92146	33599	949	70966	6694	729
Alborz .....	303850	67854	10884	911	9890	446	115
Ilam .....	42759	6895	5802	104	10211	685	67
Bushehr .....	124458	17461	15884	405	20377	2977	264
Tehran .....	978811	270341	36476	4092	181697	3397	2271
Chaharmahal & Bakhtiyari .....	54196	11775	14172	218	5900	2612	88
South Khorasan .....	84692	14787	23284	186	7809	2636	64
Khorasan-e-Razavi .....	407680	71938	73620	1734	106012	12671	1799
North Khorasan .....	81754	10900	25237	267	8820	1367	64
Khuzestan .....	242181	52865	30748	878	72540	4347	922
Zanjan .....	75536	8138	22186	124	6997	1931	84
Semnan .....	72098	9892	7214	156	6866	304	58
Sistan & Baluchestan .....	100453	17225	17315	699	25744	1630	360
Fars .....	364396	79417	64670	1306	93417	14110	927
Qazvin .....	89168	22777	13890	226	10272	1941	86
Qom .....	68202	9785	2794	203	×	×	×
Kordestan .....	131568	22058	38924	203	22491	4629	189
Kerman .....	168551	34661	30495	730	46888	3000	432
Kermanshah .....	113612	23711	17043	278	23295	2783	224
Kohgiluyeh & Boyerahmad .....	65175	10277	24146	151	11442	2583	63
Golestan .....	151178	22990	35670	255	25302	8056	195
Gilan .....	227185	47209	42833	385	33925	5161	382
Lorestan .....	72062	13329	11738	221	11983	1292	195
Mazandaran .....	236382	56717	41825	693	37250	5203	355
Markazi .....	110465	18338	17146	288	13740	1469	116
Hormozgan .....	120976	16796	23533	424	14525	2425	264
Hamedan .....	109202	17155	22334	369	12412	1973	221
Yazd .....	103336	18352	10280	447	10743	1340	108

**3.20. IMMIGRANTS DURING THE LAST 5 YEARS BY PLACE OF PREVIOUS RESIDENCE  
AND OSTAN OF PRESENT PLACE OF RESIDENCE, 1390 CENSUS (continued)**

Ostan of the present place of residence	Place of previous residence				
	Shahrestans of other Ostans			Abroad	Not stated
	City	Village	Not stated		
<b>Total country</b> .....	<b>1857041</b>	<b>108450</b>	<b>20436</b>	<b>102519</b>	<b>342793</b>
East Azarbayejan .....	61127	3203	749	713	13634
West Azarbayejan.....	35864	1987	425	577	11776
Ardebil.....	25557	675	159	117	3904
Esfahan .....	133020	6348	1127	9460	22059
Alborz.....	179432	10909	2429	6400	14580
Ilam .....	15437	421	104	124	2909
Bushehr .....	48814	2798	641	4507	10330
Tehran .....	342809	36349	4867	41039	55473
Chaharmahal & Bakhtiari .....	14364	601	131	185	4150
South Khorasan .....	29111	2090	163	311	4251
Khorasan-e-Razavi .....	104624	4203	1539	5109	24431
North Khorasan .....	29051	785	232	81	4950
Khuzestan .....	57989	2532	571	1129	17660
Zanjan .....	29416	861	191	143	5465
Semnan .....	38757	2749	500	868	4734
Sistan & Baluchestan .....	26237	763	267	910	9303
Fars .....	70603	2567	606	9324	27449
Qazvin.....	28545	3053	204	1136	7038
Qom .....	41811	3833	541	4092	5143
Kordestan .....	35816	977	260	291	5730
Kerman .....	36883	909	235	3813	10505
Kermanshah .....	37757	1263	242	337	6679
Kohgiluyeh & Boyerahmad .....	11795	1145	59	175	3339
Golestan.....	48633	2384	291	798	6604
Gilan .....	83663	2261	781	430	10155
Lorestan .....	24375	616	405	143	7765
Mazandaran .....	76132	2815	664	1653	13075
Markazi .....	48816	2517	379	1967	5689
Hormozgan .....	48651	2786	648	2180	8744
Hamedan .....	44422	1090	477	261	8488
Yazd .....	47530	2960	549	4246	6781

Source: Statistical Centre of Iran.

### 3.21. IMMIGRANTS DURING THE LAST 5 YEARS BY OSTAN OF RESIDENCE AND DURATION OF STAY, 1390 CENSUS

Ostan	Total	Under one year	1 year	2 years	3 years	4 years	5 years	Not stated
<b>Total .....</b>	<b>5534666</b>	<b>1094655</b>	<b>1557114</b>	<b>1111190</b>	<b>888506</b>	<b>622391</b>	<b>92967</b>	<b>167843</b>
East Azarbayejan ....	209198	42851	57281	40058	32573	24772	4498	7165
West Azarbayejan...	177539	28116	49695	35754	30013	20995	4160	8806
Ardebil .....	70906	14682	18678	13859	11642	8595	1432	2018
Esfahan .....	377097	84135	98549	73960	59835	46503	6193	7922
Alborz .....	303850	61006	78249	58425	50694	41229	5771	8476
Ilam .....	42759	9215	12278	8361	6425	4531	730	1219
Bushehr .....	124458	30543	33787	22948	17380	12368	1613	5819
Tehran .....	978811	179452	271654	200130	163443	116669	15568	31895
Chaharmahal & Bakhtiari .....	54196	11137	14846	11201	8378	5867	965	1802
South Khorasan .....	84692	22870	21439	16924	12516	7206	935	2802
Khorasan-e-Razavi	407680	81965	112577	84390	64706	44578	5643	13821
North Khorasan .....	81754	18243	22824	17289	12635	8305	1176	1282
Khuzestan .....	242181	41675	74379	46755	39680	25781	4909	9002
Zanjan .....	75536	15990	21000	15360	12101	8144	1634	1307
Semnan .....	72098	10684	24677	15759	10213	6732	1042	2991
Sistan & Baluchestan .....	100453	14573	33817	20148	15697	8699	1495	6024
Fars .....	364396	75538	103396	75281	57383	37564	5663	9571
Qazvin .....	89168	16444	24500	18035	15477	11580	1484	1648
Qom .....	68202	11415	19494	13498	11537	9165	1661	1432
Kordestan .....	131568	28135	35933	26474	21635	14686	1709	2996
Kerman .....	168551	24724	56640	37872	25964	15333	2465	5553
Kermanshah .....	113612	25555	32492	21342	16978	11012	1795	4438
Kohgiluyeh & Boyerahmad .....	65175	13307	18522	13837	10702	6872	658	1277
Golestan .....	151178	34255	41701	29013	23417	17106	3015	2671
Gilan .....	227185	47271	60074	44392	39083	28633	3843	3889
Lorestan .....	72062	11091	21447	15071	11500	7845	1605	3503
Mazandaran .....	236382	45906	69768	47189	38134	25386	3918	6081
Markazi .....	110465	24399	28071	22339	18269	13731	1939	1717
Hormozgan .....	120976	22925	38485	22979	18678	11377	2219	4313
Hamedan .....	109202	22830	31417	21342	16526	11540	1825	3722
Yazd .....	103336	23723	29444	21205	15292	9587	1404	2681

Source: Statistical Centre of Iran.

**3.2. IMMIGRANTS DURING THE LAST 5 YEARS BY SEX AND AGE AND REASONS FOR MIGRATION , 1390 CENSUS**

Sex and age	Total	Seeking for work	Seeking for better work	Job transferring	Education	Graduation
<b>Both sexes .....</b>	<b>5534666</b>	<b>364696</b>	<b>210341</b>	<b>250088</b>	<b>728807</b>	<b>43838</b>
0-9 years .....	758949	0	0	0	5102	224
10-14 years .....	417857	4056	2660	3028	104380	622
15-19 years .....	618333	17613	6805	3974	227977	3767
20-24 years .....	1052595	57999	23991	17646	278087	16671
25-29 years .....	880868	101576	52965	50922	68916	16708
30-34 years .....	627576	76951	49202	63488	16661	3475
35-39 years .....	403216	44416	31329	49666	6249	1038
40-44 years .....	270700	25517	18903	32813	4016	713
45-49 years .....	169480	14421	10480	16557	2072	309
50-54 years .....	119281	10029	6791	7257	1105	134
55-59 years .....	72606	5341	3513	2674	556	109
60-64 years .....	43909	2882	1692	1059	302	22
65-69 years .....	27025	1341	758	432	175	15
70-74 years .....	21900	1035	501	231	88	10
75 years and over.....	34170	919	513	223	1041	17
Not specified .....	16201	600	238	118	12080	4
<b>Male.....</b>	<b>2908560</b>	<b>326184</b>	<b>188124</b>	<b>218443</b>	<b>377499</b>	<b>23062</b>
0-9 years .....	390537	0	0	0	2761	131
10-14 years .....	215945	2430	1476	1606	55943	265
15-19 years .....	330393	14915	5145	2487	127737	1987
20-24 years .....	546283	50518	19991	13887	131187	8628
25-29 years .....	432534	91179	47220	43580	34778	8362
30-34 years .....	334930	70015	45197	55982	8906	1989
35-39 years .....	228685	41025	29177	44589	3792	691
40-44 years .....	155222	23207	17576	30079	2889	573
45-49 years .....	95720	13074	9673	15260	1459	236
50-54 years .....	66275	9047	6189	6741	787	87
55-59 years .....	39908	4777	3194	2447	386	64
60-64 years .....	23011	2517	1492	965	205	13
65-69 years .....	13824	1179	688	378	106	11
70-74 years .....	10023	930	453	181	61	9
75 years and over.....	15570	808	448	174	560	14
Not specified.....	9700	563	205	87	5942	2
<b>Female .....</b>	<b>2626106</b>	<b>38512</b>	<b>22217</b>	<b>31645</b>	<b>351308</b>	<b>20776</b>
0-9 years .....	368412	0	0	0	2341	93
10-14 years .....	201912	1626	1184	1422	48437	357
15-19 years .....	287940	2698	1660	1487	100240	1780
20-24 years .....	506312	7481	4000	3759	146900	8043
25-29 years .....	448334	10397	5745	7342	34138	8346
30-34 years .....	292646	6936	4005	7506	7755	1486
35-39 years .....	174531	3391	2152	5077	2457	347
40-44 years .....	115478	2310	1327	2734	1127	140
45-49 years .....	73760	1347	807	1297	613	73
50-54 years .....	53006	982	602	516	318	47
55-59 years .....	32698	564	319	227	170	45
60-64 years .....	20898	365	200	94	97	9
65-69 years .....	13201	162	70	54	69	4
70-74 years .....	11877	105	48	50	27	1
75 years and over.....	18600	111	65	49	481	3
Not specified.....	6501	37	33	31	6138	2

### 3.22. IMMIGRANTS DURING THE LAST 5 YEARS BY SEX AND AGE AND REASONS FOR MIGRATION, 1390 CENSUS (continued)

Sex and age	Serving or completion of military service	Attaining a better domicile	Accompanying household	Other	Not stated
<b>Both sexes</b> .....	<b>320845</b>	<b>585992</b>	<b>2558095</b>	<b>345878</b>	<b>126086</b>
0-9 years .....	0	0	660692	22819	70112
10-14 years .....	0	17000	268594	13152	4365
15-19 years .....	55919	16991	259391	20185	5711
20-24 years .....	205197	38773	364371	40202	9658
25-29 years .....	52971	98445	373804	55470	9091
30-34 years .....	3203	118220	242704	46822	6850
35-39 years .....	533	91268	141411	32651	4655
40-44 years .....	310	66464	91055	27052	3857
45-49 years .....	139	44013	57216	21183	3090
50-54 years .....	0	32673	38559	19954	2779
55-59 years .....	0	21927	22892	13715	1879
60-64 years .....	0	13909	13408	9546	1089
65-69 years .....	0	8868	7699	6976	761
70-74 years .....	0	8271	5884	5234	646
75 years and over .....	0	9125	10235	10857	1240
Not specified .....	2573	45	180	60	303
<b>Male</b> .....	<b>320845</b>	<b>443699</b>	<b>756920</b>	<b>189853</b>	<b>63931</b>
0-9 years .....	0	0	339623	11798	36224
10-14 years .....	0	8688	136652	6560	2325
15-19 years .....	55919	8324	103764	7133	2982
20-24 years .....	205197	23196	75545	13819	4315
25-29 years .....	52971	75306	45765	29076	4297
30-34 years .....	3203	98127	19175	28789	3547
35-39 years .....	533	76186	9128	21170	2394
40-44 years .....	310	53929	6947	17797	1915
45-49 years .....	139	34536	5632	14170	1541
50-54 years .....	0	24626	4867	12459	1472
55-59 years .....	0	15855	3189	9020	976
60-64 years .....	0	9355	2102	5817	545
65-69 years .....	0	5771	1201	4102	388
70-74 years .....	0	4284	969	2852	284
75 years and over .....	0	5483	2290	5260	533
Not specified .....	2573	33	71	31	193
<b>Female</b> .....	<b>0</b>	<b>142293</b>	<b>1801175</b>	<b>156025</b>	<b>62155</b>
0-9 years .....	0	0	321069	11021	33888
10-14 years .....	0	8312	131942	6592	2040
15-19 years .....	0	8667	155627	13052	2729
20-24 years .....	0	15577	288826	26383	5343
25-29 years .....	0	23139	328039	26394	4794
30-34 years .....	0	20093	223529	18033	3303
35-39 years .....	0	15082	132283	11481	2261
40-44 years .....	0	12535	84108	9255	1942
45-49 years .....	0	9477	51584	7013	1549
50-54 years .....	0	8047	33692	7495	1307
55-59 years .....	0	6072	19703	4695	903
60-64 years .....	0	4554	11306	3729	544
65-69 years .....	0	3097	6498	2874	373
70-74 years .....	0	3987	4915	2382	362
75 years and over .....	0	3642	7945	5597	707
Not specified .....	0	12	109	29	110

Source: Statistical Centre of Iran.

**3.23. IMMIGRANTS DURING THE LAST 5 YEARS BY OSTAN, PLACE OF PREVIOUS RESIDENCE AND REASONS FOR MIGRATION, 1390 CENSUS**

Description	Total	Seeking for work	Seeking for better work	Job transferring	Education	Graduation
<b>Total country .....</b>	<b>5534666</b>	<b>364696</b>	<b>210341</b>	<b>250088</b>	<b>728807</b>	<b>43838</b>
East Azarbayejan .....	200206	12180	7323	8721	27178	1863
West Azarbayejan .....	177376	11049	6694	7635	25980	1118
Ardebil .....	80052	6739	3720	3285	11704	1012
Esfahan .....	296061	14972	10572	12081	36514	2357
Alborz .....	186873	9493	6386	6326	9620	399
Ilam .....	42106	2770	1350	2921	7994	541
Bushehr .....	84104	5579	3040	6138	11606	605
Tehran .....	892732	36167	27696	33261	43354	4131
Chaharmahal & Bakhtiyari ..	66010	4962	2961	2813	14066	405
South Khorasan .....	66015	3110	1959	3420	18660	888
Khorasan-e-Razavi .....	379262	26872	18507	18761	61615	3569
North Khorasan .....	76562	5975	3425	3373	18661	912
Khuzestan .....	274993	15264	7970	14911	31512	1778
Zanjan .....	66132	5079	2636	2554	14561	751
Semnan .....	47532	2982	2071	2839	7056	746
Sistan & Baluchestan .....	122328	7072	3807	9421	14811	941
Fars .....	350203	22670	13399	16976	71177	3650
Qazvin .....	86878	5306	3229	3071	7925	517
Qom .....	53509	2984	2070	3263	6324	524
Kordestan .....	135056	10597	5237	6205	24329	1388
Kerman .....	158979	8168	4926	7269	47312	1783
Kermanshah .....	143963	13229	5631	7688	20788	834
Kohgiluyeh&Boyerahmad...	65641	3345	1959	2800	13371	839
Golestan .....	129197	6878	4584	4319	15931	794
Gilan .....	185234	11830	7052	6684	14123	1219
Lorestan .....	99077	8968	4349	5864	15185	726
Mazandaran .....	194655	8101	6513	7160	19709	2238
Markazi .....	94231	7753	4438	3930	11846	840
Hormozgan .....	100706	5515	3715	7864	19332	701
Hamedan .....	117598	10552	5522	5841	20971	1035
Yazd .....	65274	4526	2629	2564	11866	1104
Abroad .....	102519	35692	9277	1835	4509	1340
Not stated .....	393602	28317	15694	18295	49217	2290

**3.23. IMMIGRANTS DURING THE LAST 5 YEARS BY OSTAN, PLACE OF PREVIOUS RESIDENCE AND REASONS FOR MIGRATION, 1390 CENSUS (continued)**

Description	Serving or completion of military service	Attaining a better domicile	Accompanying household	Other	Not stated
<b>Total country .....</b>	<b>320845</b>	<b>585992</b>	<b>2558095</b>	<b>345878</b>	<b>126086</b>
East Azarbayejan .....	17472	24191	86729	11304	3245
West Azarbayejan .....	17181	17571	78061	8622	3465
Ardebil .....	6759	4914	37066	4062	791
Esfahan .....	14983	37414	141884	21722	3562
Alborz .....	4695	29516	100087	17688	2663
Ilam .....	3845	2788	17537	1863	497
Bushehr .....	5233	7272	38833	4460	1338
Tehran .....	30674	163549	465967	74987	12946
Chaharmahal & Bakhtiyari ..	2993	5820	27485	3462	1043
South Khorasan .....	4252	4446	26331	2487	462
Khorasan-e-Razavi .....	20868	28918	173556	22128	4468
North Khorasan .....	5880	4726	29416	3233	961
Khuzestan .....	22348	26837	128199	21822	4352
Zanjan .....	4908	4599	26426	3717	901
Semnan .....	4074	3935	20467	2615	747
Sistan & Baluchestan .....	12989	6597	58086	6591	2013
Fars .....	20248	32788	147119	17660	4516
Qazvin .....	4493	11033	43896	6133	1275
Qom .....	2156	3976	27935	3596	681
Kordestan .....	12163	8788	60332	4909	1108
Kerman .....	9620	11842	57605	8201	2253
Kermanshah .....	11771	9839	66362	6353	1468
Kohgiluyeh&Boyerahmad...	1689	5980	32356	2769	533
Golestan .....	7454	12518	68681	6725	1313
Gilan .....	8617	25549	95167	13295	1698
Lorestan .....	6322	6540	45463	4410	1250
Mazandaran .....	9438	31039	94772	12767	2918
Markazi .....	4732	7942	45788	6000	962
Hormozgan .....	8516	6398	42592	4653	1420
Hamedan .....	6949	8013	51784	5595	1336
Yazd .....	3273	5941	28641	3904	826
Abroad .....	41	1406	38749	7581	2089
Not stated .....	24209	23307	154723	20564	56986

Source: Statistical Centre of Iran.



**3.24. SETTLED POPULATION BY PLACE OF BIRTH, SEX AND AGE, 1390 CENSUS**

Sex and age	Grand total	Settled in urban areas					Not stated
		Total	Born in the residence city	Born in other place			
				City	Village	Abroad	
<b>Both sexes .....</b>	<b>75093444</b>	<b>53646661</b>	<b>33798555</b>	<b>12089828</b>	<b>5891985</b>	<b>637400</b>	<b>1228893</b>
0-4 years .....	6226954	4203477	4011040	131222	19411	5016	36788
5-9 years .....	5652308	3832046	3208620	433088	70938	20158	99242
10-14 years .....	5666122	3912748	3071328	553473	170282	34533	83132
15-19 years .....	6600433	4484448	3233952	805815	286815	59164	98702
20-24 years .....	8407895	5944593	3904247	1388297	438850	74164	139035
25-29 years .....	8667341	6383685	3981464	1571604	588885	76434	165298
30-34 years .....	6967577	5138203	2877693	1411424	657298	75015	116773
35-39 years .....	5567640	4079426	2062801	1152942	671096	67688	124899
40-44 years .....	4903846	3694650	1829272	1065291	657912	59299	82876
45-49 years .....	4028135	3078142	1510052	900723	553721	51888	61758
50-54 years .....	3525121	2644028	1258431	785804	503082	39422	57289
55-59 years .....	2678300	1980283	920190	613798	381747	24658	39890
60-64 years .....	1861503	1334489	611617	416405	260198	18459	27810
65-69 years .....	1342885	948647	433443	292651	192200	9993	20360
70-74 years .....	1119215	758250	337625	228008	163514	9185	19918
75 years and over	1831987	1190523	544181	327472	275239	11403	32228
Not specified.....	46182	39023	2599	11811	797	921	22895
<b>Male .....</b>	<b>37876855</b>	<b>27023638</b>	<b>17155149</b>	<b>5913801</b>	<b>2922250</b>	<b>348365</b>	<b>684073</b>
0-4 years .....	3189402	2153868	2057267	67648	9846	2556	16551
5-9 years .....	2895725	1963297	1644056	222332	36660	10357	49892
10-14 years .....	2885643	1990088	1562669	281455	85267	18222	42475
15-19 years .....	3344017	2259770	1633982	402276	139369	33725	50418
20-24 years .....	4198071	2924622	1975800	637465	195600	41002	74755
25-29 years .....	4351931	3178858	2045443	710714	282015	41119	99567
30-34 years .....	3513674	2586546	1465222	680350	333000	39533	68441
35-39 years .....	2848637	2085665	1044636	574222	343601	36476	86730
40-44 years .....	2485007	1880436	926315	534329	338921	31710	49161
45-49 years .....	2026246	1560170	764563	450744	283242	28416	33205
50-54 years .....	1763992	1338591	636636	392773	254883	22407	31892
55-59 years .....	1325760	1003799	464281	312514	191652	14228	21124
60-64 years .....	880220	649361	293460	209687	121936	10681	13597
65-69 years .....	642838	459597	205355	148607	90661	5709	9265
70-74 years .....	560679	378415	164763	118669	81385	5171	8427
75 years and over	936577	586723	269282	162217	133663	6287	15274
Not specified.....	28436	23832	1419	7799	549	766	13299
<b>Female .....</b>	<b>37216589</b>	<b>26623023</b>	<b>16643406</b>	<b>6176027</b>	<b>2969735</b>	<b>289035</b>	<b>544820</b>
0-4 years .....	3037552	2049609	1953773	63574	9565	2460	20237
5-9 years .....	2756583	1868749	1564564	210756	34278	9801	49350
10-14 years .....	2780479	1922660	1508659	272018	85015	16311	40657
15-19 years .....	3256416	2224678	1599970	403539	147446	25439	48284
20-24 years .....	4209824	3019971	1928447	750832	243250	33162	64280
25-29 years .....	4315410	3204827	1936021	860890	306870	35315	65731
30-34 years .....	3453903	2551657	1412471	731074	324298	35482	48332
35-39 years .....	2719003	1993761	1018165	578720	327495	31212	38169
40-44 years .....	2418839	1814214	902957	530962	318991	27589	33715
45-49 years .....	2001889	1517972	745489	449979	270479	23472	28553
50-54 years .....	1761129	1305437	621795	393031	248199	17015	25397
55-59 years .....	1352540	976484	455909	301284	190095	10430	18766
60-64 years .....	981283	685128	318157	206718	138262	7778	14213
65-69 years .....	700047	489050	228088	144044	101539	4284	11095
70-74 years .....	558536	379835	172862	109339	82129	4014	11491
75 years and over	895410	603800	274899	165255	141576	5116	16954
Not specified.....	17746	15191	1180	4012	248	155	9596

## 3.24. SETTLED POPULATION BY PLACE OF BIRTH, SEX AND AGE, 1390 CENSUS

(continued)

Sex and age	Settled in rural areas					
	Grand total	Born in the residence village	Born in other place			Not stated
			City	Village	Abroad	
<b>Both sexes.....</b>	<b>21446783</b>	<b>16871070</b>	<b>1886260</b>	<b>1962739</b>	<b>199789</b>	<b>526925</b>
0-4 years .....	2023477	1965044	38540	10929	1766	7198
5-9 years .....	1820262	1595729	131884	37510	7310	47829
10-14 years .....	1753374	1471899	143516	81125	12483	44351
15-19 years .....	2115985	1709433	198115	133760	21290	53387
20-24 years .....	2463302	1893797	283299	193880	28340	63986
25-29 years .....	2283656	1693431	265389	229983	27000	67853
30-34 years .....	1829374	1317192	213979	228743	22850	46610
35-39 years .....	1488214	1042859	161159	206491	19045	58660
40-44 years .....	1209196	857081	124462	178298	16183	33172
45-49 years .....	949993	683921	89929	141325	13544	21274
50-54 years .....	881093	642964	72910	132988	10322	21909
55-59 years .....	698017	520125	50885	105928	5960	15119
60-64 years .....	527014	396700	34053	80266	5308	10687
65-69 years .....	394238	302859	23788	57153	2586	7852
70-74 years .....	360965	278965	19653	51861	2821	7665
75 years and over ....	641464	498365	33012	92156	2804	15127
Not specified.....	7159	706	1687	343	177	4246
<b>Male.....</b>	<b>10853217</b>	<b>8820589</b>	<b>909479</b>	<b>698097</b>	<b>116076</b>	<b>308976</b>
0-4 years .....	1035534	1005542	19768	5566	923	3735
5-9 years .....	932428	816956	67780	19288	3803	24601
10-14 years .....	895555	748236	74021	44036	6747	22515
15-19 years .....	1084247	877594	106139	59515	12671	28328
20-24 years .....	1273449	1019398	141852	58064	16759	37376
25-29 years .....	1173073	923058	117789	71579	15622	45025
30-34 years .....	927128	709537	98236	78149	13156	28050
35-39 years .....	762972	559258	76507	72429	10800	43978
40-44 years .....	604571	454736	58385	61065	9336	21049
45-49 years .....	466076	358659	41381	46619	8021	11396
50-54 years .....	425401	328843	33567	44081	6093	12817
55-59 years .....	321961	253625	22931	34020	3719	7666
60-64 years .....	230859	184241	14505	24338	3281	4494
65-69 years .....	183241	148710	10589	18946	1569	3427
70-74 years .....	182264	147712	9242	20035	1699	3576
75 years and over ....	349854	284092	16215	40099	1744	7704
Not specified.....	4604	392	572	268	133	3239
<b>Female.....</b>	<b>10593566</b>	<b>8050481</b>	<b>976781</b>	<b>1264642</b>	<b>83713</b>	<b>217949</b>
0-4 years .....	987943	959502	18772	5363	843	3463
5-9 years .....	887834	778773	64104	18222	3507	23228
10-14 years .....	857819	723663	69495	37089	5736	21836
15-19 years .....	1031738	831839	91976	74245	8619	25059
20-24 years .....	1189853	874399	141447	135816	11581	26610
25-29 years .....	1110583	770373	147600	158404	11378	22828
30-34 years .....	902246	607655	115743	150594	9694	18560
35-39 years .....	725242	483601	84652	134062	8245	14682
40-44 years .....	604625	402345	66077	117233	6847	12123
45-49 years .....	483917	325262	48548	94706	5523	9878
50-54 years .....	455692	314121	39343	88907	4229	9092
55-59 years .....	376056	266500	27954	71908	2241	7453
60-64 years .....	296155	212459	19548	55928	2027	6193
65-69 years .....	210997	154149	13199	38207	1017	4425
70-74 years .....	178701	131253	10411	31826	1122	4089
75 years and over ....	291610	214273	16797	52057	1060	7423
Not specified.....	2555	314	1115	75	44	1007

Source: Statistical Centre of Iran.

**3.25. POPULATION BY SEX AND CITIZENSHIP**

Description	1385 Census			1390 Census		
	Both sexes	Male	Female	Both sexes	Male	Female
<b>Total .....</b>	<b>70495782</b>	<b>35866362</b>	<b>34629420</b>	<b>75149669</b>	<b>37905669</b>	<b>37244000</b>
Iran .....	68901154	35001653	33899501	73461474	36991171	36470303
Afghanistan .....	1211171	664509	546662	1452513	787648	664865
Iraq .....	44094	23488	20606	51506	28026	23480
Pakistan .....	15455	8906	6549	17731	10194	7537
Turkey .....	886	475	411	1639	898	741
Other countries <sup>(1)</sup> .....	32410	19288	13122	24290	13696	10594
Not stated .....	290612	148043	142569	140516	74036	66480

1. The population of Turkamanstan, Azerbaijan and Armenia is included in the "other countries".

Source: Statistical Centre of Iran.

**3.26. POPULATION BY AGE AND CITIZENSHIP, 1390 CENSUS**

Age group	Total	Iran	Afghanistan	Iraq	Pakistan	Turkey	Other countries <sup>(1)</sup>	Not stated
<b>Total .....</b>	<b>75149669</b>	<b>73461474</b>	<b>1452513</b>	<b>51506</b>	<b>17731</b>	<b>1639</b>	<b>24290</b>	<b>140516</b>
0-4 years .....	6232552	6044730	157582	3880	2158	169	2615	21418
5-9 years .....	5657791	5454471	180810	5065	1912	129	2126	13278
10-14 years .....	5671435	5487008	173384	5798	1640	116	1788	1701
15-19 years .....	6607043	6406521	187298	6216	1677	122	1817	3392
20-24 years .....	8414497	8218702	175857	5388	2225	159	2836	9330
25-29 years .....	8672654	8509452	137367	4097	2225	199	3066	16248
30-34 years .....	6971924	6844865	105081	3512	1563	204	2484	14215
35-39 years .....	5571018	5467579	87057	3203	1166	143	1868	10002
40-44 years .....	4906749	4825433	67840	3238	926	98	1588	7626
45-49 years .....	4030481	3961057	57939	3315	666	93	1124	6287
50-54 years .....	3527408	3475021	43360	2486	487	55	897	5102
55-59 years .....	2680119	2648190	25701	2029	334	45	575	3245
60-64 years .....	1862907	1836922	20689	1197	271	31	439	3358
65-69 years .....	1343731	1329568	10505	765	149	19	279	2446
70-74 years .....	1119968	1106928	10239	617	146	17	207	1814
75 years and over .....	1833070	1817289	10156	662	145	40	490	4288
Not specified.....	46322	27738	1648	38	41	0	91	16766

1. The population of Turkamanstan, Azerbaijan and Armenia is included in the "other countries".

Source: Statistical Centre of Iran.

**3.27. POPULATION BY CITIZENSHIP AND OSTAN, 1390 CENSUS**

Ostan	Total	Iran	Afghanistan	Iraq	Pakistan	Turkey	Other countries <sup>(1)</sup>	Not stated
<b>Total .....</b>	<b>75149669</b>	<b>73461474</b>	<b>1452513</b>	<b>51506</b>	<b>17731</b>	<b>1639</b>	<b>24290</b>	<b>140516</b>
East Azarbayejan ..	3724620	3715767	2590	241	145	128	515	5234
West Azarbayejan ..	3080576	3074170	2862	1422	164	63	537	1358
Ardebil .....	1248488	1246705	1111	125	67	13	151	316
Esfahan .....	4879312	4700566	168496	4361	507	35	1277	4070
Alborz .....	2412513	2332397	72300	940	395	61	636	5784
Ilam .....	557599	554260	779	2233	54	2	137	134
Bushehr .....	1032949	1009607	20545	311	201	21	164	2100
Tehran .....	12183391	11635154	463190	8948	2549	471	4282	68797
Chaharmahal & Bakhtiari .....	895263	893629	919	61	53	12	188	401
South Khorasan ...	662534	655233	5423	66	40		190	1582
Khorasan-e-Razavi .....	5994402	5770337	205859	6619	2092	110	1988	7397
North Khorasan ...	867727	866367	741	61	33	3	120	402
Khuzestan .....	4531720	4508958	12477	6422	506	70	1111	2176
Zanjan .....	1015734	1014342	644	68	26	5	165	484
Semnan .....	631218	607417	22929	331	47	8	119	367
Sistan & Baluchestan.....	2534327	2506113	22414	539	3216	33	653	1359
Fars .....	4596658	4485829	104963	1285	471	89	1002	3019
Qazvin .....	1201565	1183867	15929	400	116	25	432	796
Qom .....	1151672	1043448	86624	9515	4626	320	5916	1223
Kordestan .....	1493645	1490480	1647	608	98	8	311	493
Kerman .....	2938988	2832039	102549	962	422	21	780	2215
Kermanshah .....	1945227	1939248	2030	946	124	21	361	2497
Kohgiluyeh & Boyerahmad.....	658629	656383	1689	69	52	11	98	327
Golestan .....	1777014	1753664	16657	220	54	14	356	6049
Gilan .....	2480874	2477228	1582	138	52	15	341	1518
Lorestan .....	1754243	1749338	2282	447	150	15	397	1614
Mazandaran .....	3073943	3058744	10111	251	134	21	324	4358
Markazi .....	1413959	1376937	32698	696	81	11	273	3263
Hormozgan .....	1578183	1553644	20964	455	862	17	718	1523
Hamedan .....	1758268	1752017	1718	284	97	5	319	3828
Yazd .....	1074428	1017586	47791	2482	297	11	429	5832

1. The population of Turkamanstan, Azerbaijan and Armenia is included in the "other countries".

Source: Statistical Centre of Iran.

**3.28. REGISTERED BIRTHS BY SEX IN URBAN AND RURAL AREAS**

Year and Ostan	Total			Urban areas			Rural areas		
	Both sexes	Male	Female	Both sexes	Male	Female	Both sexes	Male	Female
1375.....	1187903	605695	582208	701347	357610	343737	486556	248085	238471
1380.....	1110836	566316	544520	722787	368787	354000	388049	197529	190520
1385.....	1253912	643157	610755	845050	434462	410588	408862	208695	200167
1390.....	1382229	708395	673834	1087988	557696	530292	294241	150699	143542
1391.....	1421689	729334	692355	1129477	579883	549594	292212	149451	142761
1392.....	1471834	755849	715985	1131566	581486	550080	340268	174363	165905
1393.....	1534362	788668	745694	1178921	606124	572797	355441	182544	172897
<b>1394.....</b>	<b>1570219</b>	<b>806456</b>	<b>763763</b>	<b>1208142</b>	<b>620609</b>	<b>587533</b>	<b>362077</b>	<b>185847</b>	<b>176230</b>
East Azarbayejan.....	72349	37479	34870	51537	26820	24717	20812	10659	10153
West Azarbayejan.....	71832	36813	35019	48487	24908	23579	23345	11905	11440
Ardebil.....	26354	13684	12670	18395	9520	8875	7959	4164	3795
Esfahan.....	85187	43955	41232	78237	40324	37913	6950	3631	3319
Alborz.....	41517	21272	20245	40899	20944	19955	618	328	290
Ilam.....	11013	5546	5467	7735	3881	3854	3278	1665	1613
Bushehr.....	21950	11292	10658	16099	8222	7877	5851	3070	2781
Tehran.....	204807	105055	99752	203887	104559	99328	920	496	424
Chaharmahal & Bakhtiari.....	21846	11305	10541	12320	6309	6011	9526	4996	4530
South Khorasan.....	18845	9596	9249	13542	6825	6717	5303	2771	2532
Khorasan-e-Razavi.....	154834	79264	75570	121331	62133	59198	33503	17131	16372
North Khorasan.....	19761	10186	9575	13028	6698	6330	6733	3488	3245
Khuzestan.....	114316	58617	55699	95368	48970	46398	18948	9647	9301
Zanjan.....	21367	10947	10420	14116	7239	6877	7251	3708	3543
Semnan.....	10624	5432	5192	9125	4658	4467	1499	774	725
Sistan & Baluchestan.....	101140	51913	49227	59075	30469	28606	42065	21444	20621
Fars.....	88790	45621	43169	67917	34914	33003	20873	10707	10166
Qazvin.....	23330	11981	11349	17467	8970	8497	5863	3011	2852
Qom.....	26649	13581	13068	26158	13336	12822	491	245	246
Kordestan.....	31696	16412	15284	21401	11111	10290	10295	5301	4994
Kerman.....	64130	32549	31581	45021	22816	22205	19109	9733	9376
Kermanshah.....	35880	18812	17068	28950	15165	13785	6930	3647	3283
Kohgiluyeh & Boyerahmad.....	16304	8436	7868	9386	4881	4505	6918	3555	3363
Golestan.....	43615	22241	21374	20727	10489	10238	22888	11752	11136
Gilan.....	31346	15978	15368	20924	10687	10237	10422	5291	5131
Lorestan.....	38585	20159	18426	27066	14174	12892	11519	5985	5534
Mazandaran.....	46463	23941	22522	30332	15670	14662	16131	8271	7860
Markazi.....	23136	11846	11290	18780	9599	9181	4356	2247	2109
Hormozgan.....	41575	21320	20255	24482	12515	11967	17093	8805	8288
Hamedan.....	35237	18138	17099	22499	11686	10813	12738	6452	6286
Yazd.....	25741	13085	12656	23851	12117	11734	1890	968	922

Source: National Organization for Civil Registration.

**3.29. REGISTERED DEATHS BY SEX IN RURAL AND URBAN AREAS**

Year and Ostan	Total			Urban areas	Rural areas
	Both Sexes <sup>(1)</sup>	Male	Female		
1380 .....	421525	223669	197856	243435	178090
1385.....	408566	229489	179077	257436	151130
1390 .....	383504	214707	168750	278141	98343
1391 .....	367539	206036	161468	281367	86093
1392 .....	372279	209913	162224	285117	87063
1393.....	446333	222221	223739	302184	144149
<b>1394.....</b>	<b>374827</b>	<b>210117</b>	<b>164590</b>	<b>280765</b>	<b>94062</b>
East Azarbayejan.....	22338	12249	10086	15966	6372
West Azarbayejan .....	14855	8310	6545	10022	4833
Ardebil .....	6477	3649	2828	4025	2452
Esfahan.....	23232	13109	10042	20762	2470
Alborz .....	9196	5442	3751	8815	381
Ilam .....	2565	1416	1149	1706	859
Bushehr .....	4276	2312	1964	2960	1316
Tehran .....	54308	30830	23477	53926	382
Chaharmahal & Bakhtiari .....	6878	3028	3850	3272	3606
South Khorasan .....	3861	2120	1741	2123	1738
Khorasan-e-Razavi.....	31354	17558	13791	22620	8734
North Khorasan .....	4544	2555	1989	2573	1971
Khuzestan.....	19551	10985	8565	17334	2217
Zanjan .....	5399	2983	2415	3082	2317
Semnan .....	3322	1809	1513	2553	769
Sistan & Baluchestan .....	14927	8199	6721	9648	5279
Fars .....	22158	13018	9140	17237	4921
Qazvin .....	6465	3378	3087	4222	2243
Qom.....	5700	3187	2513	5527	173
Kordestan .....	8115	4436	3679	5037	3078
Kerman .....	12432	7179	5253	9484	2948
Kermanshah .....	11082	6411	4670	7934	3148
Kohgiluyeh & Boyerahmad .....	2709	1531	1176	1618	1091
Golestan .....	8970	4912	4056	4482	4488
Gilan .....	16172	8934	7238	8696	7476
Lorestan .....	8395	4984	3411	6133	2262
Mazandaran .....	15966	8617	7342	9454	6512
Markazi .....	7898	4411	3484	4872	3026
Hormozgan.....	6826	4046	2779	4237	2589
Hamedan .....	10221	5952	4267	6425	3796
Yazd .....	4635	2567	2068	4020	615

1. Difference between the total and sum of parts in urban and rural areas or sex is due to the non-specification of the deceased persons in some of the death certificate

Source: National Organization for Civil Registration.

### 3.30. CURRENT REGISTERED DEATHS<sup>(1)</sup> BY SEX AND AGE GROUPS IN URBAN AND RURAL AREAS, THE YEAR 1394

Age group	Total			Urban areas			Rural areas		
	Both sexes	Male	Female	Both sexes	Male	Female	Both sexes	Male	Female
<b>Total .....</b>	<b>345487</b>	<b>198360</b>	<b>147127</b>	<b>262151</b>	<b>151477</b>	<b>110674</b>	<b>83336</b>	<b>46883</b>	<b>36453</b>
Under 1 year .....	8074	4422	3652	5991	3278	2713	2083	1144	939
1 – 4 years .....	3730	2061	1669	2658	1458	1200	1072	603	469
5 – 9 years .....	2178	1245	933	1531	891	640	647	354	293
10 – 14 years.....	2052	1175	877	1472	850	622	580	325	255
15 – 19 years.....	4366	3001	1365	3237	2270	967	1129	731	398
20 – 24 years .....	6398	4699	1699	4903	3653	1250	1495	1046	449
25 – 29 years.....	8144	5668	2476	6259	4523	1736	1885	1145	740
30 – 34 years .....	8801	6036	2765	6870	4886	1984	1931	1150	781
35 – 39 years.....	8161	5558	2603	6444	4499	1945	1717	1059	658
40 – 44 years.....	8768	6006	2762	6929	4813	2116	1839	1193	646
45 – 49 years.....	10979	7310	3669	8875	5939	2936	2104	1371	733
50 – 54 years.....	14335	9571	4764	11606	7815	3791	2729	1756	973
55 – 59 years.....	19623	12756	6867	15632	10242	5390	3991	2514	1477
60 – 64 years.....	23212	14116	9096	18301	11329	6972	4911	2787	2124
65 – 69 years.....	24077	13527	10550	18615	10661	7954	5462	2866	2596
70 – 74 years.....	28174	15286	12888	21577	11852	9725	6597	3434	3163
75 and over .....	150923	78319	72604	109544	55872	53672	41379	22447	18932
Not specified.....	13492	7604	5888	11707	6646	5061	1785	958	827

1. Current registered death: death which is registered in the year of occurrence.

Source: National Organization for Civil Registration.



**3.31. REGISTERED MARRIAGES AND DIVORCES IN URBAN AND RURAL AREAS**

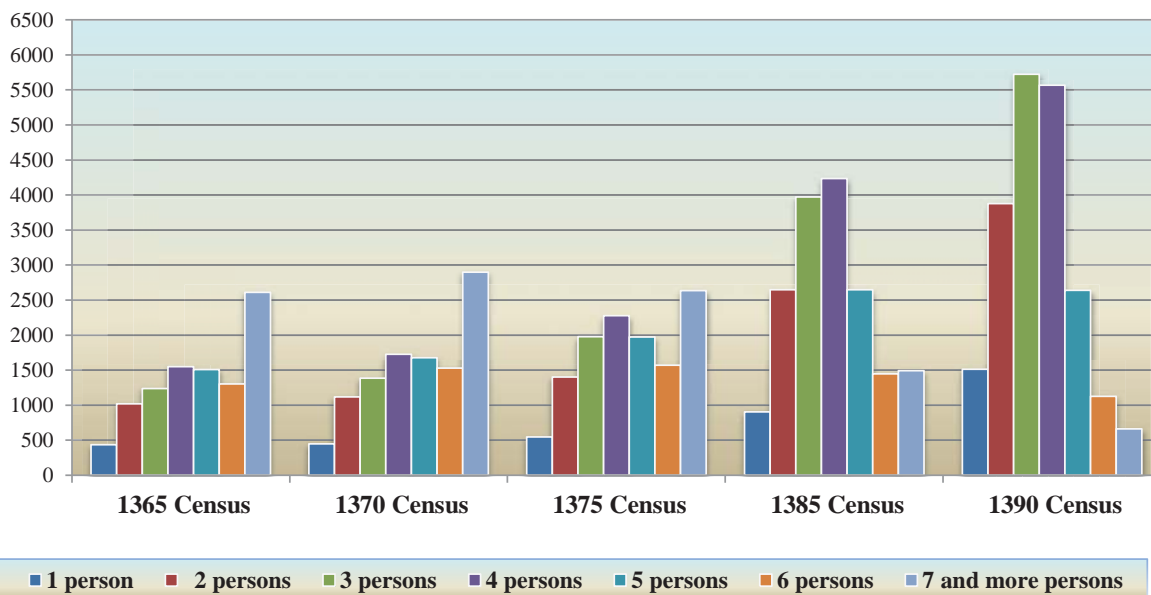
Year and Ostan	Total		Urban areas		Rural areas	
	Marriage	Divorce	Marriage	Divorce	Marriage	Divorce
1375.....	479263	37817	357138	32697	122125	5120
1380.....	641940	60500	496229	54536	145711	5964
1385.....	778291	94039	556839	78801	221452	15238
1390.....	874792	142841	631457	121091	243335	21750
1391.....	829968	150324	678870	136913	151098	13411
1392.....	774513	155369	664133	144083	110380	11286
1393.....	724324	163569	607389	149644	116935	13925
<b>1394.....</b>	<b>685352</b>	<b>163765</b>	<b>562671</b>	<b>146714</b>	<b>122681</b>	<b>17051</b>
East Azarbayejan.....	36222	7810	27077	6668	9145	1142
West Azarbayejan.....	32780	6505	23017	5425	9763	1080
Ardebil.....	14668	2699	11546	2260	3122	439
Esfahan.....	37471	9938	35638	9672	1833	266
Alborz.....	18690	6844	18573	6817	117	27
Ilam.....	5810	743	4157	603	1653	140
Bushehr.....	8290	1907	6482	1592	1808	315
Tehran.....	86883	30459	86448	30385	435	74
Chaharmahal & Bakhtiari ...	9780	1319	8075	1189	1705	130
South Khorasan.....	7595	1123	4573	825	3022	298
Khorasan-e-Razavi.....	60472	17165	48491	15182	11981	1983
North Khorasan.....	9785	1774	5920	1250	3865	524
Khuzestan.....	49150	8219	43395	7451	5755	768
Zanjan.....	11298	2310	7367	1853	3931	457
Semnan.....	4705	1042	4176	966	529	76
Sistan & Baluchestan.....	22240	1660	16146	1511	6094	149
Fars.....	41762	7726	33818	6713	7944	1013
Qazvin.....	10530	2667	8705	2329	1825	338
Qom.....	10551	2927	10322	2883	229	44
Kordestan.....	16753	4009	11453	3177	5300	832
Kerman.....	24134	4435	21466	4128	2668	307
Kermanshah.....	20278	5251	17035	4768	3243	483
Kohgiluyeh & Boyerahmad...	6932	1410	5543	1154	1389	256
Golestan.....	17816	3247	9324	2247	8492	1000
Gilan.....	21149	6961	14671	5556	6478	1405
Lorestan.....	19064	3551	15678	3035	3386	516
Mazandaran.....	27683	7982	22755	6831	4928	1151
Markazi.....	12011	3452	9640	3002	2371	450
Hormozgan.....	13896	2883	10111	2373	3785	510
Hamedan.....	18096	4265	12944	3471	5152	794
Yazd.....	8858	1482	8125	1398	733	84

Source: National Organization for Civil Registration.



### 3.7. PRIVATE HOUSEHOLDS BY NUMBER OF HOUSEHOLD MEMBERS

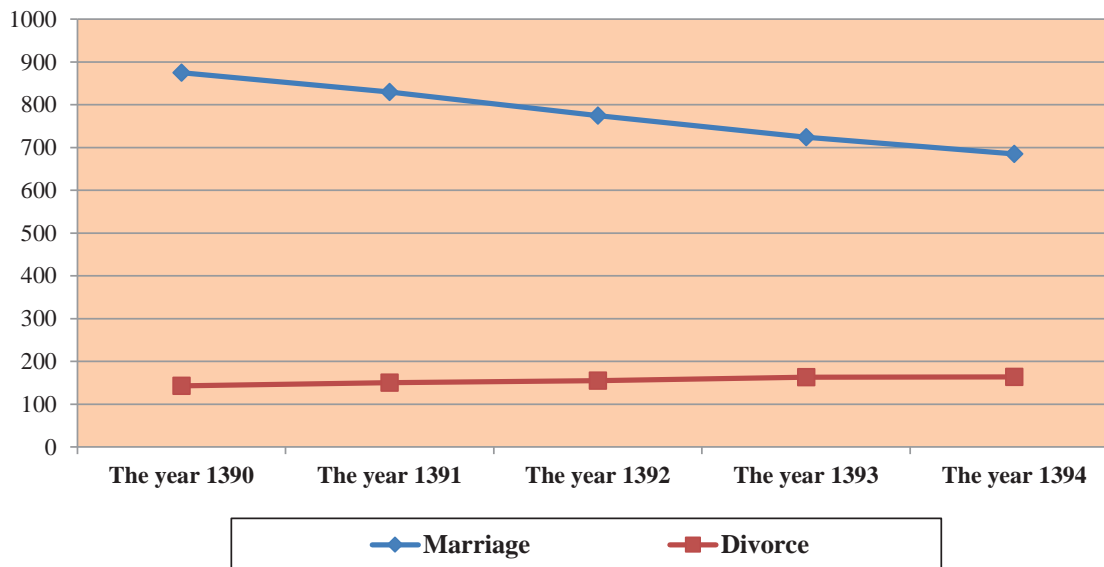
Thousand persons



For data see Table 3.13.

### 3.8. REGISTERED MARRIAGE AND DIVORCES

1000 cases



For data see Table 3.31.

**3.32. REGISTERED MARRIAGES AND DIVORCES BY THE AGE DIFFERENCE OF THE HUSBAND COMPARED TO THE WIFE, THE YEAR 1394**

Age difference	Marriage	Divorce
<b>Total .....</b>	<b>685352</b>	<b>163765</b>
Over 20 years older .....	8693	2663
(16-20) years older .....	9354	2603
(11-15) years older .....	45283	11019
10 years older .....	22574	5291
9 years older .....	30050	6922
8 years older .....	37124	8715
7 years older .....	44818	10586
6 years older .....	50825	12413
5 years older .....	55652	13705
4 years older .....	57771	14623
3 years older .....	58850	14454
2 years older .....	57150	13703
1 year older.....	53018	12029
Without age difference .....	82966	17906
1 year younger .....	22857	4979
2 years younger .....	14859	3465
3 years younger .....	9952	2381
4 years younger .....	6898	1731
5 years younger .....	4735	1177
6 years younger .....	3423	910
7 years younger .....	2463	641
8 years younger .....	1683	461
9 years younger .....	1223	349
10 years younger .....	932	262
(11-15) years younger .....	1789	578
(16-20) years younger .....	310	159
Over 20 years younger .....	100	40

Source: National Organization for Civil Registration.

**3.33. DIVORCE REGISTERED BY DURATION OF MARRIAGE<sup>(1)</sup>, THE YEAR 1394**

Ostan	Total	Under one year	1 year	2 year	3 year	4 year	5-9 year	10-14 year	15 Years and over
<b>Total country .....</b>	<b>163765</b>	<b>21451</b>	<b>18482</b>	<b>14650</b>	<b>12390</b>	<b>10448</b>	<b>36708</b>	<b>21280</b>	<b>28356</b>
East Azarbayejan.....	7810	1309	1108	836	574	442	1534	800	1207
West Azarbayejan .....	6505	1207	898	627	496	376	1315	655	931
Ardebil .....	2699	493	445	319	212	165	524	246	295
Esfahan .....	9938	1066	962	776	690	604	2365	1429	2046
Alborz .....	6844	688	675	500	403	342	1587	1070	1579
Ilam .....	743	156	113	62	70	52	157	77	56
Bushehr .....	1907	309	234	162	135	116	414	242	295
Tehran .....	30459	3312	2813	2251	1928	1796	6744	4567	7048
Chaharmahal & Bakhtiari .....	1319	195	184	138	105	87	287	143	180
South Khorasan .....	1123	145	157	151	120	99	218	108	125
Khorasan-e-Razavi.....	17165	2057	1968	1697	1509	1299	3976	2126	2533
North Khorasan .....	1774	157	222	229	175	142	413	206	230
Khuzestan.....	8219	1412	1011	741	609	518	1775	883	1270
Zanjan .....	2310	420	330	256	165	129	492	253	265
Semnan .....	1042	105	124	87	76	67	235	158	190
Sistan & Baluchestan.....	1660	181	200	175	150	132	411	204	207
Fars .....	7726	844	919	787	623	505	1759	1025	1264
Qazvin.....	2667	330	355	237	194	159	596	349	447
Qom.....	2927	449	387	302	249	199	579	343	419
Kordestan .....	4009	845	594	402	334	269	779	358	428
Kerman .....	4435	414	456	426	421	318	1133	591	676
Kermanshah .....	5251	1035	617	462	412	316	1185	580	644
Kohgiluyeh & Boyerahmad .....	1410	173	195	171	133	110	335	134	159
Golestan .....	3247	363	345	315	304	256	797	422	445
Gilan.....	6961	517	511	444	465	409	1745	1180	1690
Lorestan.....	3551	720	482	326	265	219	717	384	438
Mazandaran.....	7982	844	725	646	608	523	1870	1190	1576
Markazi .....	3452	536	394	338	273	213	713	459	526
Hormozgan.....	2883	240	340	296	262	206	740	398	401
Hamedan .....	4265	786	593	372	308	271	907	484	544
Yazd .....	1482	143	125	119	122	109	406	216	242

1. Referring to the number of complete years which have passed since the occurrence of marriage

Source: National Organization for Civil Registration.

### 3.34. POPULATION AGED 10 AND OVER BY SEX, AGE AND MARITAL STATUS IN URBAN AND RURAL AREAS

Description	Grand total	Male							
		Total male	Ever married					Never married	Not stated
			Total	Married	Widowed				
					Wife death	Divorced			
1365 Census .....	32870363	16839388	9458995	9179122	218201	61672	0	7011526	368867
1370 Census <sup>(1)</sup> ...	38655049	19997274	10765558	10442836	272509	50213	0	9106019	125697
1375 Census .....	45401083	23021747	12121909	11832626	233306	55977	0	10833730	66108
1385 Census .....	59522747	30244270	16960982	16516196	298598	139787	6401	13130970	152318
<b>1390 Census .....</b>	<b>63240592</b>	<b>31804774</b>	<b>19635975</b>	<b>19087677</b>	<b>332260</b>	<b>213989</b>	<b>2049</b>	<b>12098303</b>	<b>70496</b>
<i>Settled in</i>									
<b>urban areas.....</b>	<b>45594481</b>	<b>22897505</b>	<b>14183500</b>	<b>13786535</b>	<b>217936</b>	<b>177606</b>	<b>1423</b>	<b>8661455</b>	<b>52550</b>
10-14 years .....	3912748	1990088	8942	8113	368	460	1	1979511	1635
15-19 years .....	4484448	2259770	40433	38815	557	1004	57	2215475	3862
20-24 years .....	5944593	2924622	581089	571464	2509	6901	215	2335179	8354
25-29 years .....	6383685	3178858	1801424	1771812	6285	22975	352	1365584	11850
30-34 years .....	5138203	2586546	2132052	2093600	5471	32729	252	445276	9218
35-39 years .....	4079426	2085665	1931096	1894825	8853	27266	152	149190	5379
40-44 years .....	3694650	1880436	1803609	1772166	6914	24408	121	73594	3233
45-49 years .....	3078142	1560170	1520309	1493929	7334	18928	118	38018	1843
50-54 years .....	2644028	1338591	1315432	1287938	11912	15522	60	21734	1425
55-59 years .....	1980283	1003799	990881	966643	13672	10525	41	12152	766
60-64 years .....	1334489	649361	642944	620550	15111	7253	30	6046	371
65 years and over .....	2897420	1424735	1412720	1264315	138801	9583	21	11269	746
Not specified .....	22366	14864	2569	2365	149	52	3	8427	3868
<i>Settled in rural</i>									
<b>areas .....</b>	<b>17601007</b>	<b>8884225</b>	<b>5440646</b>	<b>5289662</b>	<b>114088</b>	<b>36282</b>	<b>614</b>	<b>3426903</b>	<b>16676</b>
10-14 years .....	1753374	895555	5129	4713	176	239	1	889359	1067
15-19 years .....	2115985	1084247	32519	31697	329	448	45	1049726	2002
20-24 years .....	2463302	1273449	352536	348222	1490	2677	147	918159	2754
25-29 years .....	2283656	1173073	783089	773103	3496	6304	186	386807	3177
30-34 years .....	1829374	927128	811747	801836	2821	6989	101	113003	2378
35-39 years .....	1488214	762972	724982	714326	4928	5665	63	36470	1520
40-44 years .....	1209196	604571	589251	581520	3247	4453	31	14463	857
45-49 years .....	949993	466076	459018	453356	2919	2730	13	6625	433
50-54 years .....	881093	425401	421296	414656	4464	2166	10	3784	321
55-59 years .....	698017	321961	319723	313395	4919	1403	6	2118	120
60-64 years .....	527014	230859	229300	222276	6088	926	10	1466	93
65 years and over .....	1396667	715359	711360	629938	79148	2273	1	3893	106
Not specified .....	5122	3574	696	624	63	9	0	1030	1848
<b>Unsettled .....</b>	<b>45104</b>	<b>23044</b>	<b>11829</b>	<b>11480</b>	<b>236</b>	<b>101</b>	<b>12</b>	<b>9945</b>	<b>1270</b>

**3.34. POPULATION AGED 10 AND OVER BY SEX, AGE AND MARITAL STATUS IN URBAN AND RURAL AREAS (continued)**

Description	Female							
	Total female	Total	Ever married				Never married	Not stated
			Married	Widowed		Not stated		
		Husband death		Divorced				
1365 Census.....	16030975	10593537	9367259	1123084	103194	0	5127749	309689
1370 Census <sup>(1)</sup> .....	18657775	11622220	10432731	1107475	82014	0	6833463	202092
1375 Census.....	22379336	13366663	11911191	1344622	110850	0	8848648	164025
1385 Census.....	29278477	18766885	16596962	1891171	252288	26464	10369893	141699
<b>1390 Census.....</b>	<b>31435818</b>	<b>21939237</b>	<b>19174337</b>	<b>2319997</b>	<b>442863</b>	<b>2040</b>	<b>9483224</b>	<b>13357</b>
<i>Settled in urban</i>								
<i>Areas.....</i>	<b>22696976</b>	<b>15867729</b>	<b>13851718</b>	<b>1645638</b>	<b>369101</b>	<b>1272</b>	<b>6817936</b>	<b>11311</b>
10-14 years.....	1922660	24268	22723	789	693	63	1897228	1164
15-19 years.....	2224678	404371	397790	1491	4970	120	1818253	2054
20-24 years.....	3019971	1521875	1491511	6153	24033	178	1494885	3211
25-29 years.....	3204827	2354799	2288102	14752	51766	179	848514	1514
30-34 years.....	2551657	2179104	2089772	26071	63159	102	372205	348
35-39 years.....	1993761	1828347	1733501	42432	52350	64	165323	91
40-44 years.....	1814214	1720566	1596589	72013	51870	94	93572	76
45-49 years.....	1517972	1465407	1322915	102183	40216	93	52506	59
50-54 years.....	1305437	1273881	1092737	149679	31389	76	31530	26
55-59 years.....	976484	958974	756272	182150	20490	62	17483	27
60-64 years.....	685128	676119	469286	195211	11577	45	8967	42
65 years and over.....	1472685	1458132	588979	852528	16532	93	13905	648
Not specified.....	7502	1886	1541	186	56	103	3565	2051
<i>Settled in rural</i>								
<i>areas.....</i>	<b>8716782</b>	<b>6058388</b>	<b>5310998</b>	<b>673272</b>	<b>73678</b>	<b>440</b>	<b>2657206</b>	<b>1188</b>
10-14 years.....	857819	24251	23398	485	348	20	833221	347
15-19 years.....	1031738	292749	288803	1129	2781	36	738639	350
20-24 years.....	1189853	703243	690572	3793	8809	69	486488	122
25-29 years.....	1110583	829355	808749	7541	12987	78	281147	81
30-34 years.....	902246	741030	716464	12003	12514	49	161165	51
35-39 years.....	725242	642056	613913	17965	10139	39	83161	25
40-44 years.....	604625	566245	530805	27251	8154	35	38356	24
45-49 years.....	483917	467816	427233	34921	5636	26	16087	14
50-54 years.....	455692	448069	389365	54368	4319	17	7600	23
55-59 years.....	376056	372314	300149	69221	2927	17	3730	12
60-64 years.....	296155	294099	211530	80797	1762	10	2045	11
65 years and over.....	681308	676871	309797	363747	3296	31	4355	82
Not specified.....	1548	290	220	51	6	13	1212	46
<b>Unsettled.....</b>	<b>22060</b>	<b>13120</b>	<b>11621</b>	<b>1087</b>	<b>84</b>	<b>328</b>	<b>8082</b>	<b>858</b>

1. Based on 10% sample.

Source: Statistical Centre of Iran.

**3.35. MEAN AGE OF POPULATION BY SEX IN URBAN AND RURAL AREAS**

Year	Total country			Urban areas		Rural areas	
	Both sexes	Male	Female	Male	Female	Male	Female
1355 Census .....	22.4	22.6	22.2	23.0	22.8	22.2	21.7
1365 Census .....	21.7	21.9	21.6	22.3	22.1	21.4	21.0
1370 Census .....	22.1	22.4	21.9	23.0	22.3	21.7	21.3
1375 Census .....	24.0	24.2	23.9	24.7	24.4	23.3	23.2
1385 Census .....	28.0	28.0	28.0	28.4	28.3	27.4	25.2
<b>1390 Census .....</b>	<b>29.8</b>	<b>29.7</b>	<b>30.0</b>	<b>30.1</b>	<b>30.3</b>	<b>28.6</b>	<b>29.2</b>

Source: Statistical Centre of Iran.

**3.36. MEDIAN AGE OF POPULATION BY SEX IN URBAN AND RURAL AREAS**

Year	Total country			Urban areas		Rural areas	
	Both sexes	Male	Female	Male	Female	Male	Female
1355 Census .....	17.4	17.1	17.7	18.7	18.6	15.4	16.7
1365 Census .....	17.0	17.0	17.0	18.4	18.3	15.5	15.7
1370 Census .....	17.6	17.7	17.5	19.0	18.6	16.3	16.2
1375 Census .....	19.4	19.4	19.5	20.5	20.4	17.9	18.3
1385 Census .....	23.9	24.0	23.9	24.6	24.4	22.2	22.2
<b>1390 Census<sup>(1)</sup> .....</b>	<b>27.0</b>	<b>27.0</b>	<b>27.0</b>	<b>28.0</b>	<b>28.0</b>	<b>25.0</b>	<b>26.0</b>

1. Median age is calculated based on unclassified data.

Source: Statistical Centre of Iran.

**3.37. MEAN AGE<sup>(1)</sup> AT FIRST MARRIAGE BY SEX IN URBAN AND RURAL AREAS**

Year	Total country		Urban areas		Rural areas	
	Male	Female	Male	Female	Male	Female
1355 Census .....	24.1	19.7	25.1	20.2	22.7	19.1
1365 Census .....	23.6	19.8	24.2	20.0	22.6	19.6
1370 Census .....	24.6	20.9	24.9	21.0	23.5	20.8
1375 Census .....	25.6	22.4	26.2	22.5	24.5	22.3
1385 Census .....	26.2	23.2	26.5	23.3	25.5	23.4
<b>1390 Census .....</b>	<b>26.7</b>	<b>23.4</b>	<b>27.1</b>	<b>23.6</b>	<b>25.8</b>	<b>23.0</b>

1. Mean age at first marriage is calculated according to Hajnal's method.

Source: Statistical Centre of Iran.