

Introduction

Statistical data presented in this chapter comprise literacy status in various censuses, the country's formal education at general and higher levels, and non-formal technical and vocational training.

Formal education is divided into general and higher education:

General education, including primary, lower secondary, upper secondary and technical and vocational training, is under supervision of the Ministry of Education. It should be mentioned that since the academic year 1391-92, due to changes in the educational system, the educational level include primary school, lower secondary school, —also known as first 3 years of Dabirestân and upper secondary school also known as second 3 years of Dabirestân.

High school graduates, after getting diploma and admission in the university entrance exam may start their higher education which leads to the following degrees: associates', bachelors', masters', Ph.D, and postdoctoral.

It should be noted that in addition to the universities and higher education institutes affiliated to the Ministry of Science, Research and Technology, Islamic Azad University independently admits student and offers educational services on higher levels.

The first official statistical yearbook of the Ministry of Culture was published in the year 1297 and included statistics on primary, secondary and higher education. In the second statistical yearbook of the Ministry of Culture published in the year 1305, statistics for school children and higher education students were presented comparatively for three academic years of 1301-1302, 1302-1303 and 1303-1304. These statistics have been produced on a yearly basis in the year 1305. Since the year 1343, statistics for school children have been published by the Ministry of Education. Activities for adult literacy training which began in the year 1334 has continued after the victory of the Islamic Revolution by the Literacy Movement Organization, founded in the year 1358. The Organization, from its very

establishment has regularly produced and presented statistics on its activities. The educational system of this organization has changed since the year 1390.

At present, the Ministry of Science, Research and Technology provide data on higher education.

The statistical information provided by the Ministry of Science, Research and Technology covers all the higher education institutes under the Ministry itself and those affiliated to other ministries and government organizations such as Ministry of Education, Ministry of Health and Medical Education, Ministry of Oil, Physical Education Organization, etc. The certificates issued by these institutes are approved by the Ministry of Science, Research and Technology.

Furthermore, data on the Technical and Vocational Training Organization have been a part of this chapter since the year 1375. The Organization was established in the year 1359 by merging Apprenticeship Funds with Vocational Education Centres and Apprenticeship Centres which were formerly responsible for vocational and technical training. The Organization started its activities under the supervision of the Ministry of Cooperatives, Labour and Social Welfare.

Moreover, the SCI provides general information on literacy status and educational attainment, as well as comparative changes, through the decennial National Population and Housing Censuses.

It should be mentioned that the Population and Housing Census used to be carried out every 10 years till the year 1385, but according to the government approval, it will be conducted every 5 years since then.

Notes:

1. Figures for teaching and clerical staff include government workers assigned to non-government schools.
2. Figures related to the number of schools at different educational levels do not necessarily indicate the number of buildings allocated to the educational levels. For example, if during the academic year, a building is used by both primary and lower secondary courses, but at different times of the day, the building would be considered twice in statistics. This also applies to the number of classes held at different educational levels.

Definitions and concepts

Literate: based on the 1390 Population and Housing Census, all individuals who can read and write a simple text in Farsi or any other language, whether having or not having an official certificate are considered literate. All individuals who had the certificate of the first year primary school in the 1345 National Census of Population and Housing; all the first year primary school beginners and learners of the Adult education and literacy campaign in the 1355 National Census of Population and Housing; all the first year primary school beginners and learners of the Adult Literacy Movement in the 1365, 1375, and 1385 National Population and Housing Censuses, and in the 1370 Multi-round Population Survey were enumerated as literate. Literacy has been enquired in the 1335 National Population Census for individuals aged 10 and over, in the 1345 National Census of Population for individuals aged 7 and over and in the 1355, 1365, 1375, and 1385 National Censuses and 1370 Multi-round Population Survey for individuals aged 6 and over.

Urban and rural areas and settled population: see Chapter 3, Definitions and concepts.

Education: learning under formal education programme in Iran or abroad. Thus, learning in non-formal educational sectors (study in private language schools or by private tutor) is not considered as education.

Teaching Staff: people working at school in three groups of teachers, management and educational quality increasing. Occupations in teacher group comprise primary- school teacher, lower and upper secondary school teacher, vocational school teacher and vocational school trainer. Occupations in management group is composed of principal, assistant for developing life and social skills, assistant for technology, executive assistant, assistant for public affairs and assistant for education. occupations in educational quality increasing group consist of consultant, educational and life skills affairs trainer, health caregiver- in-charge of division, in-charge of education, in-charge of boarding school, responsible person for literacy movement complex, responsible person of rehabilitation and computer site. operator.

Educational level: a complete educational course which results in receiving an educational degree such as primary, lower secondary, associate, masters, Ph.D., professional and subspeciality.

Student: a person who is studying in one of the educational levels based on the educational regulations.

Special education: education for children and teenagers who are unruly, physically or mentally retarded, and /or suffer from learning disabilities and illness. It encompasses pre-school, primary, Lower-secondary (First 3 Years of Dabirestân), upper-secondary (Second 3 Years High school) and technical and vocational training courses.

Primary education: is an educational period in which students start their education at the age of 6 for a duration of 6 years and receive a certificate after passing the determined educational grades.

Lower secondary education (First 3 Years of High school): a general educational course in which students are instructed immediately after primary school. After passing the a three-year course, the students will receive the lower secondary certificate.

Upper secondary education (Second 3 Years of Dabirestân): a course in which the students are admitted after completing lower secondary course and then are guided to technical and vocational or work and knowledge. The students who pass the determined units receive the upper secondary school diploma.

Adult student: is a student who has not had the qualification for in-day primary and secondary education; however, he/she continues his/her study in specified adult schools.

Adults general education: the educational level of this course corresponds with the lower secondary course (a 3 year course) and provides educational opportunity for those who do not have the qualification for in- day education because of their age or other conditions.

Adults complementary education: education in this course is similar to lower secondary education and provides educational opportunities for those who do not have the qualification for in- day education because of their age or other qualities.

Literacy education course: a course for educating an illiterate person with more than 10 years of age who is not able to be educated within the national educational system. This course equals to the third grade of elementary school in the national educational system.

Transition course: a course equals to the fifth grade

of elementary school for those who have passed the complementary, final, and literacy movement courses or have passed the third or fourth grades of elementary school but they do not have necessary qualifications to continue their education in formal educational system.

Stabilization course: a course which provides the opportunity of continuation, stability and application of what have been learned for those who have finished the literacy education course and do not tend to continue their education.

Learner covered by Literacy Movement Organization: refers to an illiterate and low-literate person aged over 10 who cannot study in formal educational system and enrolls in the courses of Literacy Movement Organization.

Learner completing the course: refers to the learner who successfully passed the final exams of the course.

University student: every admitted person who enrolls in one of the official educational courses of higher education based on specified criteria and is studying at the university

Higher education institute: an organization which admits students having diploma, pre-university or higher certificate in order to provide higher education and research services and grants associate's or higher degrees to graduates.

University: the highest institute of higher education courses which is established by the authorization of the Council for High Education Development and comprises at least three faculties.

Full time instructor of higher education institute: an individual who is employed based on the specified criteria and has to work all his/her working hours in the institute of his/ her working place.

Part time teachers of higher education institute: an individual who renders theoretical or operational educational services for a certain period.

Enrolled students in higher education institute: an individual who was admitted and enrolled in one of the higher education institutes, based on the specified standards.

Graduated students from higher education institutes: an individual who has completed successfully one of the educational fields of the higher education and attained educational degree based on the specified criteria.

Technical and Vocational Training Organization

Trainees: individuals who attend the training centres of the organization for a certain period to acquire a particular vocation, retraining or upgrading skill.

Permanent Technical and Vocational Training Centres: government places consisting of at least five training workshops with a legal identity and an organizational chart approved by Vice Presidency for Strategic Planning and Supervision (former Management and Planning Organization).

Selected information

According to the results of the 1365, 1375, 1385, 1390 and 1395 Population and Housing Censuses, the highest literacy rates among males aged 6 and over were 71.0%, 84.7%, 88.7%, 88.4% and 91%, while literacy rates for females were 52.1, 74.2, 80.3, 81.1 and 84.2 percent, respectively.

During the academic year 1395-96, more than 7 million 648 thousand persons were studying at primary schools, more than 3 million 130 thousand persons were at lower secondary schools, and more than 2 million 530 thousand persons were at upper secondary schools which shows a rise of 3 percent in primary school compared to the previous year

During the same academic year, about 837000 students were at pre-school level that increased by over 21% compared to the previous academic year. The number of special students was more than 73,000, showing an increase of about 1.3% compared to the previous academic year.

Total number of university students over the academic year 1395-96 was more than 4 million and 73 thousand, indicating a decrease of about 6.3%, compared to the previous year

Out of the total students, about 18.4 percent of students were studying for associate's, about 57.3 percent for bachelor's, about 18.8 percent for master's and 5.5 percent for professional and specialty doctorate's.

Over the academic year 1394-95, out of about 798,000 graduates from universities and higher education institutes, the graduates in technical and engineering courses, humanities, arts, agriculture and veterinary, medicine, and basic sciences accounted for 31.3, 48, 7.7, about 4, 4.4 and 4.6, percent, respectively.

17.1. LITERATE POPULATION IN URBAN AND RURAL AREAS BY SEX (1000 persons)

Description	Both sexes	Male	Female
<i>Total country</i>			
1345 Census	5556	3928	1628
1355 Census	12877	8198	4679
1365 Census ⁽¹⁾	23913	14078	9835
1370 Census ⁽¹⁾	33966	19091	14875
1375 Census ⁽¹⁾	41582	22465	19118
1385 Census ⁽¹⁾	54082	28835	25247
1390 Census ⁽¹⁾	57362	30126	27236
1395 Census⁽¹⁾	62667	32913	29754
<i>Urban areas</i>			
1345 Census	3833	2442	1390
1355 Census	8628	5145	3483
1365 Census	15507	8765	6742
1370 Census	21725	11903	9822
1375 Census	27857	14861	12996
1385 Census	39096	20625	18471
1390 Census	43048	22358	20690
1395 Census	48305	25048	23257
<i>Rural areas</i>			
1345 Census	1723	1485	238
1355 Census	4249	3053	1196
1365 Census	8371	5287	3084
1370 Census	12128	7114	5014
1375 Census	13661	7565	6096
1385 Census	14939	8183	6756
1390 Census	14287	7752	6534
1395 Census	14334	7849	6485

1. Difference between the total and sum of urban and rural areas is due to the inclusion of literate unsettled population in the total.

Sources: Ministry of the Interior;
- Statistical Centre of Iran.

17.2. POPULATION AGED 6 AND OVER, NUMBER OF LITERATE PEOPLE AND LITERACY RATE BY SEX AND AGE (1000 persons-percent)

Sex and age group	1345 Census			1355 Census		
	Population	Literate	Literacy rate	Population	Literate	Literacy rate
Both sexes	19372	5556	28.7	27113	12877	47.5
6-9 years	2372	⁽¹⁾ 886	⁽¹⁾ 37.4	4110	2943	71.6
10-14 years	3098	1579	51.0	4303	3184	74.0
15-19 years	2181	892	40.9	3600	2196	61.0
20-24 years	1723	546	31.7	2792	1393	49.9
25-29 years	1699	402	23.7	2112	881	41.7
30-34 years	1723	320	18.6	1707	598	35.0
35-39 years	1461	268	18.3	1627	459	28.2
40-44 years	1360	229	16.8	1669	371	22.2
45-49 years	866	148	17.1	1389	284	20.5
50-54 years	767	91	11.9	1329	244	18.4
55-59 years	437	52	11.9	704	129	18.3
60-64 years	691	63	9.1	584	75	12.8
65 years and over	993	80	8.1	1186	120	10.1
Not specified	0	0	××	0	0	××
Male	10023	3928	39.2	13926	8198	58.9
6-9 years	1230	⁽¹⁾ 179	⁽¹⁾ 47.1	2129	1727	81.1
10-14 years	1639	1059	64.6	2259	1937	85.8
15-19 years	1087	595	54.7	1819	1348	74.1
20-24 years	810	380	46.9	1341	880	65.6
25-29 years	825	299	36.2	1010	581	57.5
30-34 years	892	249	27.9	842	416	49.4
35-39 years	789	208	26.4	825	338	41.0
40-44 years	761	187	24.6	895	288	32.2
45-49 years	492	124	25.2	751	219	29.2
50-54 years	385	75	19.5	732	196	26.8
55-59 years	229	44	19.2	397	105	26.5
60-64 years	356	56	15.7	301	62	20.6
65 years and over	530	72	13.6	624	100	16.0
Not specified	0	0	××	0	0	××
Female	9348	1628	17.4	13187	4679	35.5
6-9 years	1143	⁽¹⁾ 307	⁽¹⁾ 26.9	1981	1216	61.4
10-14 years	1459	520	35.6	2044	1247	61.0
15-19 years	1094	297	27.2	1782	848	47.6
20-24 years	912	166	18.2	1451	512	35.3
25-29 years	874	103	11.8	1101	299	27.2
30-34 years	831	71	8.5	865	182	21.0
35-39 years	672	60	8.9	801	121	15.1
40-44 years	600	41	6.8	773	83	10.7
45-49 years	374	24	6.4	638	65	10.2
50-54 years	383	15	3.9	597	48	8.0
55-59 years	209	8	3.8	307	24	7.8
60-64 years	335	7	2.1	283	14	5.0
65 years and over	463	8	1.7	562	20	3.6
Not specified	0	0	××	0	0	××

17.2. POPULATION AGED 6 AND OVER, NUMBER OF LITERATE PEOPLE AND LITERACY RATE BY SEX AND AGE (continued) (1000 persons-percent)

Sex and age group	1365 Census			1370 Multi-round Survey		
	Population	Literate	Literacy rate	Population	Literate	Literacy rate
Both sexes	38709	23913	61.8	45856	33966	74.1
6-9 years	5835	4822	82.6	7195	6635	92.2
10-14 years	5903	5025	85.1	7547	7056	93.5
15-19 years	5192	4073	78.5	5909	5275	89.3
20-24 years	4194	2971	70.8	4947	4128	83.4
25-29 years	3652	2239	61.3	4005	3079	76.9
30-34 years	2928	1570	53.6	3504	2419	69.0
35-39 years	2117	965	45.6	2867	1782	62.2
40-44 years	1655	639	38.6	2038	1094	53.7
45-49 years	1585	482	30.4	1579	733	46.4
50-54 years	1599	380	23.8	1571	572	36.4
55-59 years	1338	283	21.2	1443	434	30.1
60-64 years	1185	227	19.2	1303	318	24.4
65 years and over	1502	226	15.1	1890	418	22.1
Not specified	24	11	45.8	58	23	39.7
Male	19822	14078	71.0	23675	19091	80.6
6-9 years	2981	2621	87.9	3675	3454	94.0
10-14 years	3054	2780	91.0	3902	3746	96.0
15-19 years	2660	2294	86.2	3058	2856	93.4
20-24 years	2104	1725	82.0	2520	2280	90.5
25-29 years	1840	1365	74.2	2012	1737	86.3
30-34 years	1481	1004	67.8	1780	1426	80.1
35-39 years	1044	635	60.8	1462	1099	75.2
40-44 years	834	441	52.9	1028	702	68.3
45-49 years	819	352	43.0	798	489	61.3
50-54 years	857	288	33.6	822	406	49.4
55-59 years	715	214	29.9	793	323	40.7
60-64 years	652	179	27.5	723	241	33.3
65 years and over	768	173	22.5	1066	320	30.0
Not specified	14	7	50.0	36	14	38.9
Female	18887	9835	52.1	22181	14875	67.1
6-9 years	2854	2201	77.1	3520	3181	90.4
10-14 years	2850	2245	78.8	3646	3309	90.8
15-19 years	2532	1778	70.2	2851	2419	84.9
20-24 years	2090	1246	59.6	2427	1848	76.1
25-29 years	1813	874	48.2	1993	1342	67.3
30-34 years	1447	566	39.1	1724	994	57.7
35-39 years	1073	330	30.8	1404	683	48.7
40-44 years	822	198	24.1	1010	392	38.8
45-49 years	766	130	17.0	780	244	31.3
50-54 years	742	91	12.3	750	166	22.1
55-59 years	622	69	11.1	650	111	17.1
60-64 years	533	48	9.0	580	77	13.3
65 years and over	734	53	7.2	824	98	11.9
Not specified	10	4	40.0	22	10	45.5

17.2. POPULATION AGED 6 AND OVER, NUMBER OF LITERATE PEOPLE AND LITERACY RATE BY SEX AND AGE (continued)
(1000 persons-percent)

Sex and age group	1375 Census			1385 Census		
	Population	Literate	Literacy rate	Population	Literate	Literacy rate
Both sexes	52295	41582	79.5	63920	54082	84.6
6-9 years	6891	6361	92.3	4397	4049	92.1
10-14 years	9081	8740	96.2	6709	6550	97.6
15-19 years	7116	6718	94.4	8727	8463	97.0
20-24 years	5222	4739	90.8	9011	8680	96.3
25-29 years	4709	4067	86.4	7225	6822	94.4
30-34 years	3980	3222	81.0	5554	5045	90.8
35-39 years	3572	2614	73.2	4921	4239	86.1
40-44 years	2812	1844	65.6	4089	3274	80.1
45-49 years	2013	1127	56.0	3523	2535	72.0
50-54 years	1529	719	47.0	2755	1746	63.4
55-59 years	1367	502	36.7	1888	1021	54.1
60-64 years	1383	375	27.1	1464	641	43.8
65 years and over	2595	538	20.7	3657	1017	27.8
Not specified	26	15	57.7	0	0	××
Male	26534	22465	84.7	32494	28835	88.7
6-9 years	3510	3291	93.8	2250	2076	92.3
10-14 years	4622	4504	97.5	3441	3368	97.9
15-19 years	3580	3444	96.2	4443	4324	97.3
20-24 years	2566	2419	94.3	4512	4375	97.0
25-29 years	2366	2172	91.8	3660	3519	96.2
30-34 years	2013	1779	88.4	2838	2677	94.3
35-39 years	1818	1501	82.6	2512	2308	91.9
40-44 years	1431	1110	77.6	2082	1836	88.2
45-49 years	990	702	70.9	1792	1476	82.4
50-54 years	769	477	62.0	1386	1064	76.8
55-59 years	717	360	50.2	924	645	69.8
60-64 years	754	284	37.7	726	430	59.2
65 years and over	1382	411	29.7	1928	738	38.3
Not specified	15	10	66.7	0	0	××
Female	25761	19118	74.2	31426	25247	80.3
6-9 years	3381	3070	90.8	2147	1974	91.9
10-14 years	4458	4236	95.0	3267	3182	97.4
15-19 years	3536	3274	92.6	4284	4139	96.6
20-24 years	2656	2320	87.4	4500	4305	95.7
25-29 years	2343	1895	80.9	3565	3303	92.7
30-34 years	1967	1443	73.4	2716	2368	87.2
35-39 years	1754	1113	63.5	2410	1931	80.1
40-44 years	1381	735	53.2	2007	1439	71.7
45-49 years	1023	425	41.5	1730	1059	61.2
50-54 years	760	242	31.8	1369	681	49.7
55-59 years	649	142	21.9	964	376	39.0
60-64 years	629	90	14.3	738	211	28.6
65 years and over	1213	127	10.5	1728	279	16.2
Not specified	10	5	50.0	0	0	××

17.2. POPULATION AGED 6 AND OVER, NUMBER OF LITERATE PEOPLE AND LITERACY RATE BY SEX AND AGE (continued) **(1000 persons-percent)**

Sex and age group	1390 Census			1395 Census		
	Population	Literate	Literacy rate	Population	Literate	Literacy rate
Both sexes	67682	57362	84.8	71506	62667	87.6
6-9 years	4437	4079	91.9	5084	4841	95.2
10-14 years	5671	5545	97.8	5688	5612	98.7
15-19 years	6607	6406	97.0	5459	5340	97.8
20-24 years	8414	8065	95.9	6393	6201	97.0
25-29 years	8673	8234	94.9	8201	7905	96.4
30-34 years	6972	6486	93.0	8601	8254	96.0
35-39 years	5571	4948	88.8	7038	6607	93.9
40-44 years	4907	4152	84.6	5518	4973	90.1
45-49 years	4030	3173	78.7	4833	4114	85.1
50-54 years	3527	2432	69.0	3926	3073	78.3
55-59 years	2680	1617	60.3	3351	2306	68.8
60-64 years	1863	919	49.3	2543	1527	60.1
65 years and over	4297	1283	29.9	4872	1912	39.3
Not specified	31	23	74.2	0	0	××
Male	34080	30126	88.4	36168	32913	91.0
6-9 years	2274	2093	92.0	2605	2481	95.2
10-14 years	2888	2827	97.9	2911	2874	98.7
15-19 years	3347	3250	97.1	2786	2726	97.9
20-24 years	4202	4042	96.2	3237	3146	97.2
25-29 years	4355	4152	95.3	4143	4013	96.8
30-34 years.....	3516	3320	94.4	4340	4196	96.7
35-39 years	2850	2604	91.4	3572	3414	95.6
40-44 years	2486	2232	89.8	2814	2632	93.6
45-49 years	2027	1755	86.6	2454	2228	90.8
50-54 years	1765	1401	79.4	1976	1710	86.6
55-59 years	1327	978	73.7	1670	1330	79.7
60-64 years	881	574	65.2	1253	920	73.5
65 years and over	2142	883	41.2	2406	1243	51.7
Not specified	20	15	75.0	0	0	××
Female	33602	27236	81.1	35339	29754	84.2
6-9 years	2164	1986	91.8	2479	2360	95.2
10-14 years	2783	2717	97.6	2777	2738	98.6
15-19 years	3260	3156	96.8	2673	2614	97.8
20-24 years.....	4213	4023	95.5	3156	3055	96.8
25-29 years	4318	4082	94.5	4058	3892	95.9
30-34 years	3456	3166	91.6	4260	4059	95.3
35-39 years	2721	2344	86.1	3465	3193	92.1
40-44 years	2420	1920	79.3	2704	2341	86.6
45-49 years	2003	1418	70.8	2379	1887	79.3
50-54 years	1762	1031	58.5	1950	1363	69.9
55-59 years	1353	639	47.2	1681	976	58.1
60-64 years	982	344	35.0	1290	607	47.0
65 years and over	2155	400	18.6	2466	669	27.1
Not specified	12	9	75.0	0	0	××

1. People aged 7 and over were not asked on literacy status in the 1345 Census.

Source: Statistical Centre of Iran.

**17.3. NUMBER OF LITERATE PEOPLE AND LITERACY RATE AMONG POPULATION
AGED SIX AND OVER IN URBAN AND RURAL AREAS BY SEX AND OSTAN, 1395
CENSUS** (1000 persons- percent)

Ostan	Total								
	Population aged six and over			Literate			Literacy rate		
	Both sexes	Male	Female	Both sexes	Male	Female	Both sexes	Male	Female
Total country	71506	36168	35339	62667	32913	29754	87.6	91.0	84.2
East Azarbayejan.....	3526	1791	1735	2987	1600	1386	84.7	89.3	79.9
West Azarbayejan	2901	1470	1430	2380	1297	1082	82.0	88.2	75.7
Ardebil	1141	583	558	948	517	430	83.1	88.8	77.1
Esfahan.....	4643	2354	2289	4176	2181	1994	89.9	92.7	87.1
Alborz	2466	1250	1216	2274	1178	1097	92.2	94.2	90.2
Ilam	522	265	257	443	236	207	84.9	89.1	80.6
Bushehr	1025	550	475	914	505	409	89.2	91.9	86.1
Tehran	12118	6083	6035	11258	5757	5502	92.9	94.6	91.2
Chaharmahal&Bakhtiyari ...	837	425	412	709	381	328	84.7	89.5	79.7
South Khorasan	669	339	330	581	306	274	86.8	90.4	83.0
Khorasan-e-Razavi.....	5649	2841	2808	5032	2612	2421	89.1	91.9	86.2
North Khorasan	759	380	379	632	334	298	83.3	87.9	78.7
Khuzestan	4136	2093	2044	3569	1884	1685	86.3	90.0	82.5
Zanjan	943	476	467	800	425	375	84.8	89.3	80.3
Semnan.....	638	324	314	583	302	281	91.5	93.4	89.5
Sistan&Baluchestan	2280	1147	1132	1733	931	802	76.0	81.2	70.8
Fars	4372	2215	2157	3884	2030	1854	88.8	91.6	85.9
Qazvin	1145	584	561	1015	538	477	88.6	92.0	85.1
Qom	1139	580	559	1011	532	479	88.7	91.6	85.7
Kordestan	1435	726	708	1170	638	531	81.5	87.8	75.0
Kerman	2786	1424	1362	2380	1247	1134	85.4	87.5	83.2
Kermanshah	1771	893	878	1497	798	699	84.5	89.4	79.6
Kohgiluyeh&Boyerahmad ..	626	316	309	528	282	246	84.4	89.2	79.4
Golestan	1642	822	819	1413	745	669	86.1	90.6	81.6
Gilan.....	2355	1178	1177	2056	1072	984	87.3	91.0	83.6
Lorestan.....	1569	793	776	1302	692	610	83.0	87.2	78.6
Mazandaran.....	3023	1521	1502	2681	1398	1283	88.7	91.9	85.4
Markazi	1296	657	639	1127	598	529	87.0	91.1	82.8
Hormozgan.....	1532	782	750	1346	709	637	87.8	90.7	84.9
Hamedan	1565	790	774	1329	709	621	85.0	89.6	80.2
Yazd	998	514	484	907	478	429	90.9	92.9	88.6

**17.3. NUMBER OF LITERATE PEOPLE AND LITERACY RATE AMONG POPULATION
AGED SIX AND OVER IN URBAN AND RURAL AREAS BY SEX AND OSTAN, 1390
CENSUS (continued) (1000 persons- percent)**

Ostan	Urban areas								
	Population aged six and over			Literate			Literacy rate		
	Both sexes	Male	Female	Both sexes	Male	Female	Both sexes	Male	Female
<i>Total country</i>	<i>53208</i>	<i>26791</i>	<i>26416</i>	<i>48305</i>	<i>25048</i>	<i>23257</i>	<i>90.8</i>	<i>93.5</i>	<i>88.0</i>
East Azarbayejan.....	2547	1285	1262	2244	1184	1060	88.1	92.1	84.0
West Azarbayejan	1908	959	949	1645	877	768	86.2	91.4	81.0
Ardebil	778	395	382	679	364	315	87.3	92.1	82.3
Esfahan.....	4093	2070	2023	3723	1933	1790	91.0	93.4	88.5
Alborz	2284	1154	1130	2120	1094	1026	92.8	94.8	90.8
Ilam	356	180	176	315	166	149	88.4	92.0	84.7
Bushehr	736	386	349	668	359	308	90.8	93.0	88.3
Tehran	11390	5696	5694	10645	5421	5224	93.5	95.2	91.8
Chaharmahal&Bakhtiyari ...	541	274	267	480	254	226	88.7	92.6	84.7
South Khorasan	394	200	194	363	189	174	92.2	94.6	89.7
Khorasan-e-Razavi.....	4153	2082	2072	3820	1962	1858	92.0	94.2	89.7
North Khorasan	428	215	214	384	199	185	89.6	92.8	86.4
Khuzestan	3142	1583	1559	2820	1469	1351	89.7	92.8	86.7
Zanjan	636	321	315	568	298	270	89.3	92.9	85.5
Semnan.....	509	256	253	475	243	232	93.2	94.8	91.7
Sistan&Baluchestan	1121	570	551	943	503	440	84.2	88.4	79.8
Fars	3084	1555	1530	2824	1457	1366	91.5	93.7	89.3
Qazvin	856	434	421	782	409	373	91.4	94.2	88.5
Qom	1083	550	534	966	506	461	89.2	92.0	86.3
Kordestan	1015	512	503	866	465	401	85.3	90.8	79.7
Kerman	1648	841	807	1471	766	705	89.3	91.1	87.4
Kermanshah	1332	666	666	1167	611	557	87.6	91.6	83.6
Kohgiluyeh&Boyerahmad ..	349	177	172	314	166	149	90.0	93.7	86.1
Golestan	889	443	446	804	416	388	90.4	93.8	87.0
Gilan.....	1489	739	749	1377	703	674	92.5	95.0	90.0
Lorestan.....	1016	508	508	883	460	423	86.9	90.5	83.4
Mazandaran.....	1747	873	874	1609	826	784	92.1	94.6	89.6
Markazi	994	503	492	903	472	431	90.8	94.0	87.6
Hormozgan.....	843	432	411	779	407	371	92.4	94.4	90.3
Hamedan	993	497	496	885	461	423	89.1	92.9	85.3
Yazd	850	434	416	782	408	374	92.0	93.9	90.0

**17.3. NUMBER OF LITERATE PEOPLE AND LITERACY RATE AMONG POPULATION
AGED SIX AND OVER IN URBAN AND RURAL AREAS BY SEX AND OSTAN, 1395
CENSUS (continued) (1000 persons- percent)**

Ostan	Rural areas								
	Population aged six and over			Literate			Literacy rate		
	Both sexes	Male	Female	Both sexes	Male	Female	Both sexes	Male	Female
Total country	18255	9353	8902	14334	7849	6485	78.5	83.9	72.9
East Azarbayejan.....	979	506	473	742	416	326	75.8	82.3	68.9
West Azarbayejan	992	511	482	735	421	314	74.0	82.3	65.2
Ardebil	363	188	176	269	154	115	74.1	81.9	65.8
Esfahan.....	551	285	266	452	248	204	82.1	87.1	76.8
Alborz	182	96	86	155	84	71	85.0	87.4	82.3
Ilam	166	85	81	128	71	58	77.5	83.1	71.7
Bushehr	287	163	125	245	146	100	85.3	89.5	79.9
Tehran	727	386	341	613	336	278	84.3	86.9	81.4
Chaharmahal&Bakhtiyari ...	295	151	144	229	127	102	77.4	83.9	70.6
South Khorasan	275	139	136	217	117	100	79.1	84.5	73.6
Khorasan-e-Razavi.....	1495	759	736	1212	650	562	81.1	85.6	76.4
North Khorasan	330	165	165	248	134	113	75.1	81.5	68.7
Khuzestan	990	507	483	747	414	334	75.5	81.6	69.1
Zanjan	307	155	152	232	127	105	75.7	81.8	69.4
Semnan.....	128	67	61	109	59	49	84.5	88.3	80.3
Sistan&Baluchestan	1157	577	580	789	428	362	68.2	74.2	62.3
Fars	1272	652	620	1050	567	483	82.5	86.9	77.9
Qazvin	289	149	139	233	128	104	80.6	85.9	74.9
Qom	56	31	25	44	26	18	79.6	84.9	73.1
Kordestan	420	214	205	303	173	130	72.3	80.7	63.4
Kerman	1135	581	554	907	479	428	79.9	82.4	77.3
Kermanshah	434	224	210	327	186	141	75.4	82.9	67.4
Kohgiluyeh&Boyerahmad..	275	139	136	213	116	97	77.4	83.7	71.0
Golestan	751	378	373	608	328	280	81.0	86.8	75.1
Gilan.....	866	438	427	679	370	310	78.5	84.3	72.4
Lorestan.....	551	284	267	417	231	186	75.7	81.4	69.7
Mazandaran.....	1276	648	628	1072	573	499	84.0	88.4	79.5
Markazi	301	154	147	224	126	98	74.4	81.7	66.7
Hormozgan.....	687	349	338	566	301	265	82.3	86.2	78.4
Hamedan	570	293	277	444	247	197	77.9	84.2	71.1
Yazd	147	79	68	124	70	54	84.1	87.5	80.1

Source: Statistical Centre of Iran.

17.4. PRIVATE HOUSEHOLDS BY SEX OF THE HEAD OF HOUSEHOLD, NUMBER OF MEMBERS, AND NUMBER OF LITERATE AND ILLITERATE MEMBERS, 1395 CENSUS

Sex of the head and number of members	Total	Literate				
		None	1 person	2 persons	3 persons	4 persons and more
Both sexes	24129490	1789612	2627036	7972207	5955998	5773984
1 person	2046317	942862	1098292	××	××	××
2 persons	4987977	700646	858153	3427118	××	××
3 persons	6866620	85351	512665	3251250	3015770	××
4 persons	6673118	36155	115490	1122090	2343937	3054209
5 persons	2463012	13027	29804	136452	497842	1785464
6 persons	723814	5732	8065	26209	75757	607950
7 persons	233745	2883	2678	6136	16632	205360
8 persons	83533	1545	1022	1863	4203	74880
9 persons	30796	743	474	628	1204	27741
10 persons and more	20558	668	393	461	653	18380
Male	21067737	946483	1668169	7303870	5564948	5575751
1 person	686764	164174	519192	××	××	××
2 persons	4154085	650109	522575	2979554	××	××
3 persons	6346293	76316	476814	3060173	2731498	××
4 persons	6452935	33220	109405	1098290	2253508	2957321
5 persons	2380953	11963	28316	131984	484845	1723440
6 persons	694654	5293	7580	25179	73184	583319
7 persons	223299	2652	2524	5873	16089	196106
8 persons	79768	1431	953	1776	4049	71539
9 persons	29355	704	444	603	1152	26446
10 persons and more	19631	621	366	438	623	17580
Female	3061753	843129	958867	668337	391050	198233
1 person	1359553	778688	579100	××	××	××
2 persons	833892	50537	335578	447564	××	××
3 persons	520327	9035	35851	191077	284272	××
4 persons	220183	2935	6085	23800	90429	96888
5 persons	82059	1064	1488	4468	12997	62024
6 persons	29160	439	485	1030	2573	24631
7 persons	10446	231	154	263	543	9254
8 persons	3765	114	69	87	154	3341
9 persons	1441	39	30	25	52	1295
10 persons and more	927	47	27	23	30	800

17.4. PRIVATE HOUSEHOLDS BY SEX OF THE HEAD OF HOUSEHOLD, NUMBER OF MEMBERS AND NUMBER OF LITERATE AND ILLITERATE MEMBERS, 1395 CENSUS (continued)

Sex of the head and number of members	Illiterate					Not stated
	None	1 person	2 persons	3 persons	4 persons and more	
Both sexes	17997430	3895670	1965842	192580	67315	10653
1 person	1098292	942862	××	××	××	5163
2 persons	3492662	798944	694311	××	××	2060
3 persons	5636087	731111	444971	52867	××	1584
4 persons	5540431	708280	365557	45054	12559	1237
5 persons	1736579	433100	239930	38342	14638	423
6 persons	373608	182696	126937	26557	13915	101
7 persons	85960	64464	57112	15579	10574	56
8 persons	23214	22318	23173	7831	6977	20
9 persons	7010	7599	8628	3537	4016	6
10 persons and more	3587	4296	5223	2813	4636	3
Male	16432257	2516205	1871226	178285	61248	8516
1 person	519192	164174	××	××	××	3398
2 persons	2999418	505048	647772	××	××	1847
3 persons	5310026	565197	423484	46094	××	1492
4 persons	5422309	624763	352320	41742	10610	1191
5 persons	1701792	396811	232620	36247	13078	405
6 persons	363838	169027	123437	25430	12823	99
7 persons	83167	59522	55607	15038	9910	55
8 persons	22355	20677	22543	7577	6596	20
9 persons	6713	7010	8389	3419	3818	6
10 persons and more	3447	3976	5054	2738	4413	3
Female	1565173	1379465	94616	14295	6067	2137
1 person	579100	778688	××	××	××	1765
2 persons	493244	293896	46539	××	××	213
3 persons	326061	165914	21487	6773	××	92
4 persons	118122	83517	13237	3312	1949	46
5 persons	34787	36289	7310	2095	1560	18
6 persons	9770	13669	3500	1127	1092	2
7 persons	2793	4942	1505	541	664	1
8 persons	859	1641	630	254	381	0
9 persons	297	589	239	118	198	0
10 persons and more	140	320	169	75	223	0

Source: Statistical Centre of Iran.

17.5. STUDENTS AND TEACHING STAFF AT DIFFERENT EDUCATIONAL LEVELS

Academic year and educational level	Student ⁽¹⁾			Teaching staff ⁽²⁾	
	Total	Male	Female	Teacher	Management and quality increasing
1380-81	17882515	9359952	8522563	664672	344911
1385-86	14984301	7741044	7243257	664657	253351
1390-91... ..	13351254	6932408	6418846	602571	263101
1391-92... ..	13226473	6861311	6365162	619698	253104
1392-93... ..	13406458	6964461	6441997	630449	230816
1393-94... ..	13615311	7064602	6550709	615522	224374
1394-95... ..	13861901	7174229	6687672	584670	229319
1395-96... ..	14220342	7349326	6871016	569892	226997
Special education	73616	45759	27857	14921	5781
Pre-school education	837129	426740	410389	⁽³⁾ 000	⁽³⁾ 000
Primary education	7648765	3936666	3712099	265057	93068
Lower secondary education (First three years of high school)	3112243	1621096	1491147	142609	57972
Upper secondary education (Second three years of high school)	2188159	1098954	1089205	147305	70176
Adult lower secondary education	18311	9400	8911	⁽³⁾ 000	⁽³⁾ 000
Adult upper secondary education	342119	210711	131408	⁽³⁾ 000	⁽³⁾ 000

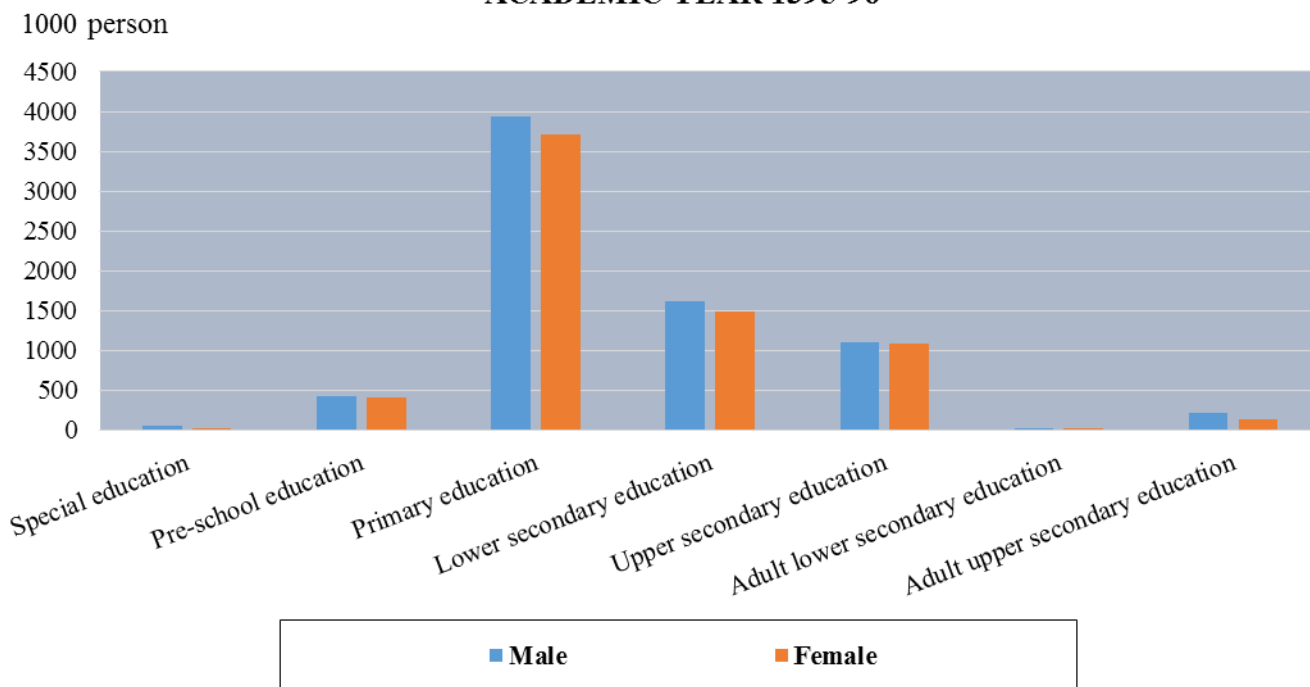
1. Referring to the public and non-government institutions.

2. As of the year 1394, according to the occupations classification, teaching staff includes teacher group, management group and quality increasing group.

3. Provision of the employees in this level is not made by the Ministry of Education.

Source: Ministry of Education.

**17.1. STUDENTS AT DIFFERENT EDUCATIONAL LEVELS,
ACADEMIC YEAR 1395-96**



For data see Table 17.5.

17.6. STUDENTS AND TEACHING STAFF OF THE MINISTRY OF EDUCATION BY OSTAN, ACADEMIC YEAR 1395-96

Ostan	Student ⁽¹⁾			Teaching staff ^(1,2)	
	Both sexes	Male	Female	Teacher	Management and quality increasing
Total country	12949167	6656716	6292451	554971	221216
East Azarbayejan.....	616877	320480	296397	27342	10145
West Azarbayejan	550297	288924	261373	22028	7445
Ardebil	203349	105720	97629	11475	4022
Esfahan.....	778515	395061	383454	30595	13873
Alborz	409974	210146	199828	12516	5591
Ilam	93198	47906	45292	7019	2097
Bushehr	188885	96830	92055	7815	3369
Tehran..	1911950	971958	939992	60496	26617
Chaharmahal&Bakhtiyari	164014	83560	80454	9238	3355
South Khorasan	142408	72790	69618	8070	2955
Khorasan-e-Razavi.....	1128209	579068	549141	49839	19606
North Khorasan	156693	80925	75768	8622	3267
Khuzestan.....	883901	457635	426266	35452	15235
Zanjan	163060	84810	78250	8693	3140
Semnan.....	105520	53564	51956	4594	1963
Sistan&Baluchestan	621220	330198	291022	22566	8260
Fars.....	774721	394935	379786	34538	14925
Qazvin	200586	103865	96721	8222	3646
Qom.....	218272	110490	107782	7662	3549
Kordestan	250855	130764	120091	14987	5394
Kerman.....	529530	270640	258890	25086	10056
Kermanshah	295771	154679	141092	16776	5596
Kohgiluyeh&Boyerahmad	131230	67477	63753	8738	3028
Golestan	312706	160792	151914	12271	4786
Gilan.....	349120	177147	171973	17683	6039
Lorestan.....	291955	151851	140104	16142	6065
Mazandaran.....	470061	237337	232724	24318	8810
Markazi	216235	110552	105683	7535	3829
Hormozgan.....	326191	167587	158604	13998	5967
Hamedan	261920	136352	125568	13494	4988
Yazd	201944	102673	99271	7161	3598

1. Excluding the special and pre-school and adult educational courses.

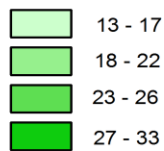
2. As of the year 1394, according to the occupations classification, teaching staff includes teacher group, management group and quality increasing group.

Source: Ministry of Education.

17.2. TEACHER-STUDENT RATIO , ACADEMIC YEAR 1395-96



For Data See Tabel 17.6.



17.7. SPECIAL STUDENTS BY EDUCATIONAL LEVELS

Academic Year and educational level	Student
1380-81	72904
1385-86	67882
1390-91	82326
1391-92 ⁽¹⁾	74342
1392-93	72698
1393-94	71289
1394-95	72612
1395-96	73616
Pre-school	11419
Primary school	44188
Lower secondary education (First three years of high school)	2170
Pre-vocational lower secondary education	9872
Upper-secondary school(Second three years of high school)	1151
Pre-vocational upper-secondary school	4816

1. Including the students in inclusive and integrative education students, autistic students and vocational upper secondary (special) students.

Source: Ministry of Education.

17.8. STUDENTS, TEACHING STAFF AND FACILITIES IN SPECIAL EDUCATION COURSE

Academic year and Ostan	Student			Teaching staff ⁽¹⁾		School	Class
	Total	Male	Female	Teacher	Management and quality increasing		
1380-81	72904	43744	29160	11260	4645	923	9133
1385-86	67882	41075	26807	11131	5614	1349	10834
1390-91	82326	50457	31869	11421	6976	1750	14532
1391-92	73101	45090	28011	12660	7482	1418	12269
1392-93	72698	44979	27719	15306	5726	1644	12629
1393-94	71289	44193	27096	17622	3136	1578	12320
1394-95	72612	45173	27439	15213	5514	1569	12550
1395-96	73616	45759	27857	14921	5781	1521	12233
East Azarbayejan	3604	2276	1328	718	246	71	590
West Azarbayejan	2206	1384	822	415	134	33	341
Ardebil	1330	856	474	224	81	23	190
Esfahan	4818	2962	1856	968	394	112	815
Alborz	1854	1035	819	329	120	20	272
Ilam	507	317	190	167	63	18	105
Bushehr	1098	685	413	203	85	34	192
Tehran	9180	5501	3679	1715	638	105	1482
Chaharmahal&Bakhtiyari	1192	749	443	295	123	38	261
South Khorasan	1355	852	503	293	104	32	240
Khorasan-e-Razavi	7770	4922	2848	1425	576	147	1211
North Khorasan	1133	708	425	202	84	41	184
Khuzestan	4217	2653	1564	794	280	65	680
Zanjan	834	521	313	220	94	24	166
Semnan	641	399	242	159	66	20	122
Sistan&Baluchestan	2780	1820	960	441	125	40	425
Fars	4900	2986	1914	1046	484	123	851
Qazvin	1060	633	427	228	89	22	176
Qom	1420	836	584	221	107	22	198
Kordestan	1237	801	436	373	119	27	225
Kerman	3763	2384	1379	761	320	98	627
Kermanshah	1406	880	526	307	116	34	219
Kohgiluyeh&Boyerahmad	865	532	333	223	95	42	171
Golestan	1815	1150	665	308	123	31	287
Gilan	2270	1456	814	531	174	55	415
Lorestan	1703	1017	686	448	177	47	313
Mazandaran	2795	1734	1061	643	262	51	477
Markazi	1108	690	418	227	98	25	190
Hormozgan	2044	1340	704	367	148	54	343
Hamedan	1479	930	549	388	137	46	250
Yazd	1232	750	482	282	119	21	215

1. As of the year 1394, according to the occupations classification, teaching staff includes teacher group, management group and quality increasing group .

Source: Ministry of Education.

17.9. PRE-SCHOOL STUDENTS AND FACILITIES

Academic year and Ostan	Student			School	Class
	Total	Male	Female		
1380-81	329062	160822	168240	9581	16119
1385-86	552932	268349	284583	20543	26589
1390-91	475395	232630	242765	16113	23504
1391-92	459017	232028	226989	13419	18651
1392-93	531924	271658	260266	16010	27132
1393-94	661439	337615	323824	21989	35101
1394-95	688452	349748	338704	24364	35207
1395-96	837129	426740	410389	28220	40702
East Azarbayejan	57461	29708	27753	2440	3706
West Azarbayejan	31045	16057	14988	741	1116
Ardebil	15321	7967	7354	775	748
Esfahan	52161	26696	25465	1415	2864
Alborz	16364	7898	8466	584	658
Ilam	9154	4795	4359	425	439
Bushehr	13481	6966	6515	483	601
Tehran	68865	35254	33611	2245	3631
Chaharmahal&Bakhtiyari	13631	6877	6754	749	995
South Khorasan	11342	5735	5607	643	782
Khorasan-e-Razavi	31382	15720	15662	1186	1610
North Khorasan	13600	7087	6513	751	513
Khuzestan	93704	47796	45908	2269	2177
Zanjan	11597	6054	5543	597	848
Semnan	9018	4683	4335	220	370
Sistan&Baluchestan	58102	29510	28592	1106	3523
Fars	39697	19988	19709	1504	2219
Qazvin	15027	7868	7159	443	755
Qom	8487	4247	4240	282	306
Kordestan	23240	12049	11191	655	1026
Kerman	45498	23108	22390	1853	2303
Kermanshah	13157	6938	6219	718	838
Kohgiluyeh&Boyerahmad	9475	4773	4702	401	580
Golestan	25374	13082	12292	511	834
Gilan	22658	11419	11239	1350	1911
Lorestan	23201	11184	12017	890	1110
Mazandaran	34876	17423	17453	425	506
Markazi	14140	7374	6766	545	437
Hormozgan	25357	12937	12420	956	1781
Hamedan	14270	7299	6971	662	886
Yazd	16444	8248	8196	396	629

Source: Ministry of Education.

17.10. STUDENTS, EDUCATIONAL STAFF AND FACILITIES IN PRIMARY SCHOOL

Academic year and Ostan	Student			Teaching staff ⁽¹⁾		School	Class
	Total	Male	Female	Teacher	Management and quality increasing		
1380-81	7513015	3924999	3588016	309260	83225	68836	313529
1385-86	5827851	3009561	2818290	267516	65315	64646	278335
1390-91.....	5701521	2932282	2769239	235193	83688	57619	259519
1391-92 ⁽²⁾	6850992	3522913	3328079	260999	78358	58816	301798
1392-93.....	7018285	3610900	3407385	284271	91816	60066	306399
1393-94.....	7194193	3701398	3492795	278790	87065	61151	309562
1394-95.....	7422505	3819488	3603017	273005	91965	62432	316195
1395-96.....	7648765	3936666	3712099	265057	93068	63322	321865
East Azarbayejan.....	360784	186121	174663	13148	4223	3619	16581
West Azarbayejan	331850	171530	160320	11427	3244	3121	13565
Ardebil	118576	61396	57180	5267	1566	1463	5663
Esfahan.....	443077	228384	214693	13449	5813	2742	18127
Alborz	236421	122187	114234	5222	2612	921	8545
Ilam	53662	27659	26003	3268	753	733	3017
Bushehr	115782	59687	56095	3911	1454	908	5061
Tehran	1084059	557133	526926	27672	12397	3513	36756
Chaharmahal&Bakhtiyari	96371	49280	47091	4405	1342	1013	4585
South Khorasan	82691	42321	40370	4089	1074	1161	4268
Khorasan-e-Razavi.....	685733	351978	333755	24690	8406	4942	27749
North Khorasan	95655	49317	46338	4136	1301	1186	4627
Khuzestan	535176	275221	259955	18160	6785	4630	22902
Zanjan	96657	49478	47179	4044	1210	1055	4399
Semnan.....	60367	30711	29656	1985	747	423	2467
Sistan&Baluchestan	424756	219559	205197	14099	4035	3596	17890
Fars	454291	234565	219726	15898	6040	3955	19439
Qazvin	116672	60359	56313	3741	1577	911	4825
Qom	129780	66446	63334	3040	1563	601	4702
Kordestan	149680	76542	73138	7448	2174	1942	7130
Kerman	316852	163778	153074	11870	3889	3182	14414
Kermanshah	171674	89109	82565	8196	2267	2366	7880
Kohgiluyeh&Boyerahmad	78080	39959	38121	4134	1070	1638	4374
Golestan	195314	99780	95534	5927	2114	1341	8036
Gilan.....	186735	95873	90862	8031	2324	2073	9173
Lorestan.....	171831	88935	82896	7190	2282	2782	8652
Mazandaran.....	257839	131387	126452	10052	3381	2078	11352
Markazi	123626	63739	59887	3425	1577	1142	5326
Hormozgan.....	199153	102401	96752	7528	2376	2016	8606
Hamedan	154403	79590	74813	6433	1976	1513	6904
Yazd	121218	62241	58977	3172	1496	756	4850

1. As of the year 1394, according to the occupations classification, teaching staff includes teacher group, management group and quality increasing group.

2. Remarkable change in data compared to the previous year is due to the changes occurred in the educational system.

Source: Ministry of Education.

17.11. STUDENTS, TEACHING STAFF, AND FACILITIES IN LOWER SECONDARY SCHOOL

Academic year and Ostan	Student			Teaching staff ⁽¹⁾		School	Class
	Total	Male	Female	Teacher	Management and quality increasing		
1380-81	4953894	2698328	2255566	182751	82887	29672	172776
1385-86.....	3938661	2100894	1837767	181045	73714	31651	164781
1390-91.....	3228405	1693270	1535135	165764	65074	25451	132185
1391-92 ⁽²⁾	2112875	1110458	1002417	154713	66361	23285	88813
1392-93.....	2071173	1085222	985951	130961	49063	22765	87555
1393-94.....	2047632	1068474	979158	128522	47005	22887	86181
1394-95.....	3054359	1591299	1463060	142409	57133	23827	125638
1395-96.....	3112243	1621096	1491147	142609	57972	24234	125943
East Azarbayejan.....	152310	79753	72557	7525	2766	1418	6661
West Azarbayejan	133040	71895	61145	5534	2088	960	5110
Ardebil	50802	26609	24193	3446	1151	554	2451
Esfahan.....	189703	97051	92652	7735	3719	1269	7382
Alborz	101469	52702	48767	3292	1334	448	3463
Ilam	22665	11754	10911	1756	528	246	1118
Bushehr	43893	22617	21276	1960	826	398	1847
Tehran	469696	240461	229235	14518	6668	2009	15946
Chaharmahal&Bakhtiyari	39286	20268	19018	2411	822	431	1869
South Khorasan.....	34479	17928	16551	2043	799	344	1603
Khorasan-e-Razavi.....	267258	139018	128240	13016	4976	2129	10936
North Khorasan	36612	19379	17233	2403	831	460	1826
Khuzestan	209146	110930	98216	8703	4099	1618	8555
Zanjan	39866	21206	18660	2478	801	406	1824
Semnan.....	25893	13463	12430	1190	546	223	1073
Sistan&Baluchestan	123749	69727	54022	4561	2186	974	4904
Fars	184279	94563	89716	8580	3837	1563	7480
Qazvin	50656	26471	24185	2239	983	361	1943
Qom	52480	26655	25825	2240	942	248	1880
Kordestan	61569	32931	28638	3907	1468	623	2722
Kerman	123480	63383	60097	6181	2691	1133	5324
Kermanshah	72631	38298	34333	4265	1489	580	3117
Kohgiluyeh&Boyerahmad	30713	15925	14788	2252	803	403	1622
Golestan	71653	37373	34280	3370	1213	650	2989
Gilan.....	91372	46646	44726	4735	1644	886	4003
Lorestan.....	70903	37304	33599	4542	1626	730	3337
Mazandaran.....	120026	61049	58977	6960	2228	1055	5024
Markazi	53914	27689	26225	1987	1038	410	2100
Hormozgan.....	76936	40039	36897	3326	1559	793	3243
Hamedan	64545	33922	30623	3678	1426	586	2806
Yazd	47219	24087	23132	1776	885	326	1785

1. As of the year 1394, according to the occupations classification, teaching staff includes teacher group, management group and quality increasing group.

2. Remarkable change in data compared to the previous year is due to the changes occurred in the educational system.

Source: Ministry of Education.

17.12. STUDENTS, EDUCATIONAL STAFF AND FACILITIES IN UPPER SECONDARY SCHOOL

Academic year and Ostan	Student			Teaching staff ⁽¹⁾		School	Class
	Total	Male	Female	Teacher	Management and quality increasing		
1380-81 ⁽²⁾	3985150	2020296	1964854	⁽³⁾ 161291	⁽³⁾ 105467	17200	148340
1385-86	3695947	1890567	1805380	⁽³⁾ 190442	⁽³⁾ 107448	22044	155274
1390-91.....	2957328	1567691	1389637	⁽³⁾ 189803	⁽³⁾ 107363	20905	132130
1391-92 ⁽⁴⁾	3278036	1683347	1594689	188070	100903	21671	148205
1392-93.....	3288156	1696561	1591595	199911	84211	21793	152724
1393-94.....	3198951	1643680	1555271	190588	87168	21754	149793
1394-95.....	2230223	1130697	1099526	154043	74707	19709	116387
1395-96.....	2188159	1098954	1089205	147305	70176	18943	116932
East Azarbayejan.....	103783	54606	49177	6669	3156	1004	5731
West Azarbayejan	85407	45499	39908	5067	2113	675	4251
Ardebil	33971	17715	16256	2762	1305	400	1910
Esfahan.....	145735	69626	76109	9411	4341	1089	7983
Alborz	72084	35257	36827	4002	1645	406	3670
Ilam	16871	8493	8378	1995	816	230	1091
Bushehr	29210	14526	14684	1944	1089	344	1716
Tehran	358195	174364	183831	18306	7552	1992	17129
Chaharmahal&Bakhtiyari	28357	14012	14345	2422	1191	367	1621
South Khorasan.....	25238	12541	12697	1938	1082	270	1351
Khorasan-e-Razavi.....	175218	88072	87146	12133	6224	1400	9334
North Khorasan	24426	12229	12197	2083	1135	234	1399
Khuzestan	139579	71484	68095	8589	4351	1216	7542
Zanjan	26537	14126	12411	2171	1129	235	1408
Semnan.....	19260	9390	9870	1419	670	199	1133
Sistan&Baluchestan	72715	40912	31803	3906	2039	740	3869
Fars	136151	65807	70344	10060	5048	1366	7470
Qazvin	33258	17035	16223	2242	1086	288	1774
Qom	36012	17389	18623	2382	1044	210	1746
Kordestan	39606	21291	18315	3632	1752	358	2177
Kerman	89198	43479	45719	7035	3476	977	5299
Kermanshah	51466	27272	24194	4315	1840	463	2736
Kohgiluyeh&Boyerahmad	22437	11593	10844	2352	1155	293	1521
Golestan	45739	23639	22100	2974	1459	460	2394
Gilan.....	71013	34628	36385	4917	2071	740	3883
Lorestan.....	49221	25612	23609	4410	2157	575	2923
Mazandaran.....	92196	44901	47295	7306	3201	811	5090
Markazi	38695	19124	19571	2123	1214	349	1967
Hormozgan.....	50102	25147	24955	3144	2032	586	2670
Hamedan	42972	22840	20132	3383	1586	387	2377
Yazd	33507	16345	17162	2213	1217	279	1767

1. As of the year 1394, according to the occupations classification, teaching staff includes teacher group, management group and quality increasing group.

2. Since the academic year 1379-80, the whole secondary school system is anew system due to the elimination of the old secondary system.

3. Including pre-university level.

4. Remarkable change in the data compared to the previous year is due to the changes in the educational system.

Source: Ministry of Education.

17.13. UPPER SECONDARY SCHOOL STUDENTS BY GRADE AND FIELD OF STUDY AND OSTAN, ACADEMIC YEAR 1395-96

Ostan	Total			Tenth grade ⁽¹⁾		Second and third grades					
						Theoretical upper secondary		Technical and vocational		Work and knowledge	
	Both sexes	Male	Female	Male	Female	Male	Female	Male	Female	Male	Female
Total country	2188159	1098954	1089205	464988	429173	251873	296135	86131	51587	117548	67497
East Azarbayejan.....	103783	54606	49177	23393	19969	12173	12629	4650	3259	5716	2856
West Azarbayejan	85407	45499	39908	20116	16579	10686	11032	3037	1578	4702	2107
Ardebil	33971	17715	16256	7645	6605	3860	4534	1497	748	2012	883
Esfahan.....	145735	69626	76109	29182	29230	14832	19269	6416	4290	7642	5808
Alborz	72084	35257	36827	15042	14670	7896	9564	2812	2235	3890	2436
Ilam	16871	8493	8378	3504	3216	2308	2511	444	185	794	420
Bushehr	29210	14526	14684	6228	5953	3056	3915	924	700	2143	1021
Tehran	358195	174364	183831	71593	70224	43157	51118	13444	9022	14005	9929
Chaharmahal&Bakhtiyari	28357	14012	14345	5832	5583	3484	4049	925	605	1428	790
South Khorasan	25238	12541	12697	5239	4927	2566	3231	1140	795	1486	839
Khorasan-e-Razavi.....	175218	88072	87146	37853	34731	19199	22404	6537	4523	10854	6711
North Khorasan	24426	12229	12197	5195	4734	2815	3522	1096	475	1322	744
Khuzestan	139579	71484	68095	30496	26775	16818	20012	4770	1949	8915	3921
Zanjan	26537	14126	12411	6239	5153	3234	3289	1075	506	1460	757
Semnan.....	19260	9390	9870	3890	3699	2006	2400	830	524	1083	882
Sistan&Baluchestan	72715	40912	31803	17220	12520	10338	9673	2289	635	4649	1575
Fars	136151	65807	70344	28110	27470	15095	20027	5295	2789	7082	4170
Qazvin	33258	17035	16223	7251	6557	3469	4198	1465	720	2292	1192
Qom	36012	17389	18623	7347	7458	4099	5004	1290	973	1476	940
Kordestan	39606	21291	18315	9301	7573	4585	4964	1732	900	2294	955
Kerman	89198	43479	45719	18422	17939	9510	12694	4093	2260	4766	2155
Kermanshah	51466	27272	24194	11459	9557	7022	6851	1800	1102	2635	1111
Kohgiluyeh&Boyerahmad	22437	11593	10844	4675	4139	2930	3287	657	374	1164	502
Golestan	45739	23639	22100	10101	8835	5035	5499	1849	1060	2857	1804
Gilan.....	71013	34628	36385	14782	14686	7408	9788	3251	1621	4222	2797
Lorestan.....	49221	25612	23609	10670	9137	7397	7250	1519	726	1888	943
Mazandaran.....	92196	44901	47295	18853	18724	9243	11696	4337	2870	4873	3780
Markazi	38695	19124	19571	7846	7528	4277	5530	1816	1004	1974	1196
Hormozgan.....	50102	25147	24955	10909	10129	4895	6744	1624	958	4106	1647
Hamedan	42972	22840	20132	9760	8136	4905	5060	1962	1055	2452	1653
Yazd	33507	16345	17162	6835	6737	3575	4391	1555	1146	1366	973

17.13. UPPER SECONDARY SCHOOL STUDENTS BY LEVEL AND FIELD OF STUDY AND OSTAN, ACADEMIC YEAR 1395-96 (continued)

Ostan	Fourth grade		Semester	
	Male	Female	Male	Female
Total country	178414	244813	0	0
East Azarbayejan.....	8674	10464	0	0
West Azarbayejan	6958	8612	0	0
Ardebil	2701	3486	0	0
Esfahan.....	11554	17512	0	0
Alborz	5617	7922	0	0
Ilam	1443	2046	0	0
Bushehr	2175	3095	0	0
Tehran	32165	43538	0	0
Chaharmahal&Bakhtiari	2343	3318	0	0
South Khorasan.....	2110	2905	0	0
Khorasan-e-Razavi.....	13629	18777	0	0
North Khorasan	1801	2722	0	0
Khuzestan	10485	15438	0	0
Zanjan	2118	2706	0	0
Semnan.....	1581	2365	0	0
Sistan&Baluchestan	6416	7400	0	0
Fars	10225	15888	0	0
Qazvin	2558	3556	0	0
Qom	3177	4248	0	0
Kordestan	3379	3923	0	0
Kerman	6688	10671	0	0
Kermanshah	4356	5573	0	0
Kohgiluyeh&Boyerahmad	2167	2542	0	0
Golestan	3797	4902	0	0
Gilan.....	4965	7493	0	0
Lorestan.....	4138	5553	0	0
Mazandaran.....	7595	10225	0	0
Markazi	3211	4313	0	0
Hormozgan.....	3613	5477	0	0
Hamedan	3761	4228	0	0
Yazd	3014	3915	0	0

1. Data change in the tenth grade is due to the changes in the educational system.

Source: Ministry of Education.

17.14. STUDENTS AND TEACHING STAFF IN IRANIAN SCHOOLS ABROAD

Academic Year and educational level	Student	Teaching staff
1380-81.....	16125	1086
1385-86.....	14595	1633
1390-91.....	16557	1867
1391-92.....	13945	1866
1392-93.....	13393	000
1393-94.....	13763	000
1394-95.....	13242	000
1395-96.....	13041	000
Primary school.....	7644	000
Lower secondary school.....	3088	000
Upper secondary school.....	2309	000

Source: Ministry of Education.

17.15. STUDENTS AND EDUCATIONAL FACILITIES OF ADULTS LOWER SECONDARY COURSES (FIRST THREE YEARS OF HIGH SCHOOL)

Academic year and Ostan	Student			School	Class
	Total	Male	Female		
1380-81	51011	26252	24759	522	1978
1385-86	40894	15833	25061	461	1852
1390-91 ⁽¹⁾	27824	11323	16501	771	4169
1391-92	26067	12142	13925	787	3009
1392-93	21018	11026	9992	979	1136
1393-94	21790	13054	8736	848	1295
1394-95	16712	8677	8035	857	1504
1395-96	18311	9400	8911	863	1648
East Azarbayejan.....	1410	987	423	45	136
West Azarbayejan	727	436	291	34	65
Ardebil	214	88	126	14	28
Esfahan.....	1693	831	862	56	120
Alborz	440	81	359	16	67
Ilam	111	80	31	11	11
Bushehr	238	128	110	18	35
Tehran	2189	1025	1164	69	227
Chaharmahal&Bakhtiari	119	56	63	5	8
South Khorasan	100	78	22	5	9
Khorasan-e-Razavi.....	2283	1280	1003	104	200
North Khorasan	445	308	137	22	33
Khuzestan	1205	695	510	49	90
Zanjan	118	49	69	12	21
Semnan.....	116	61	55	10	17
Sistan&Baluchestan	284	188	96	21	13
Fars	1133	591	542	60	82
Qazvin	471	153	318	13	38
Qom	419	108	311	14	37
Kordestan	421	107	314	21	47
Kerman	578	393	185	32	40
Kermanshah	224	58	166	17	36
Kohgiluyeh&Boyerahmad	137	100	37	12	12
Golestan	295	140	155	19	30
Gilan.....	278	123	155	21	37
Lorestan.....	550	248	302	52	64
Mazandaran.....	415	117	298	37	44
Markazi	723	421	302	24	45
Hormozgan.....	148	87	61	18	11
Hamedan	430	146	284	17	27
Yazd	397	237	160	15	18

1. Remarkable change in data compared to the previous year is due to the changes occurred in the educational system.

Source: Ministry of Education.

17.16. STUDENTS AND EDUCATIONAL FACILITIES OF ADULT UPPER SECONDARY EDUCATION (SECOND THREE YEARS OF HIGH SCHOOL)

Academic year and Ostan	Student			School	Class
	Total	Male	Female		
1380-81	322680	208001	114679	1602	12363
1385-86.....	323916	204367	119549	2599	16167
1390-91 ⁽¹⁾	396246	242616	153630	4034	27608
1391-92	431434	256449	174985	5284	24159
1392-93	402432	242087	160345	5233	35350
1393-94	421905	256828	165077	5693	32967
1394-95	377038	229147	147891	5305	29870
1395-96	342119	210711	131408	5546	28675
East Azarbayejan.....	12840	8768	4072	248	1329
West Azarbayejan	13310	8640	4670	225	1229
Ardebil	7094	4256	2838	123	614
Esfahan.....	17914	11625	6289	287	1533
Alborz	16012	9692	6320	139	967
Ilam	3544	2350	1194	102	424
Bushehr	5960	3132	2828	146	622
Tehran	47003	28600	18403	439	2941
Chaharmahal&Bakhtiyari	5292	3275	2017	79	429
South Khorasan	1684	1322	362	44	253
Khorasan-e-Razavi.....	23022	14403	8619	442	2197
North Khorasan	4241	2739	1502	88	431
Khuzestan	29037	18602	10435	361	2013
Zanjan	2824	1802	1022	44	312
Semnan.....	1814	1012	802	51	217
Sistan&Baluchestan	11163	7181	3982	184	737
Fars	22457	12732	9725	447	2391
Qazvin	5769	3259	2510	73	444
Qom	4116	2293	1823	51	272
Kordestan	8222	5038	3184	111	613
Kerman	16812	10736	6076	274	1358
Kermanshah	4970	3092	1878	74	429
Kohgiluyeh&Boyerahmad	6155	3864	2291	101	504
Golestan	7773	4390	3383	156	780
Gilan.....	12467	6793	5674	253	1068
Lorestan.....	13447	9162	4285	262	1140
Mazandaran.....	12560	7669	4891	274	1095
Markazi	5721	3209	2512	101	533
Hormozgan.....	7730	4581	3149	167	652
Hamedan	7152	4011	3141	127	767
Yazd	4014	2483	1531	73	381

1. Remarkable change in data compared to the previous year is due to the changes occurred in the educational system.

Source: Ministry of Education.

**17.17. STUDENTS COMPLETED(1) PRIMARY AND FIRST THREE YEARS OF HIGH SCHOOL
(LOWER SECONDARY EDUCATION) BY SEX**

Academic year and Ostan	Primary			Lower secondary education		
	Total	Male	Female	Total	Male	Female
1380-81	7172690	3723192	3449498	4340268	2256422	2083846
1385-86	5622081	2888553	2733528	3545396	1835973	1709423
1390-91	5585694	2864087	2721607	3122307	1635050	1487257
1391-92	6674344	3426174	3248170	2094905	1099766	995139
1392-93	6781504	3487215	3294289	1956801	1024757	932044
1393-94	6954183	3575731	3378452	1918001	988691	929310
1394-95.....	7193340	3696204	3497136	2884999	1496702	1388297
East Azarbayejan.....	343174	176954	166220	141602	74453	67149
West Azarbayejan	315483	163545	151938	121090	65526	55564
Ardebil	114056	58880	55176	47095	24799	22296
Esfahan.....	421274	216257	205017	181524	91562	89962
Alborz	222908	114638	108270	93831	48162	45669
Ilam	51603	26369	25234	21330	11114	10216
Bushehr	107526	55075	52451	40072	20484	19588
Tehran	1023284	523939	499345	441358	224049	217309
Chaharmahal&Bakhtiyari	91771	46863	44908	36695	18905	17790
South Khorasan	78283	39990	38293	32591	16907	15684
Khorasan-e-Razavi.....	640956	328052	312904	241338	125306	116032
North Khorasan	89183	45765	43418	33201	17463	15738
Khuzestan	500806	258227	242579	190439	100194	90245
Zanjan	92400	47501	44899	37373	20153	17220
Semnan.....	57451	29343	28108	24304	12384	11920
Sistan&Baluchestan	362011	187853	174158	104694	59472	45222
Fars	425878	218775	207103	174318	88826	85492
Qazvin	111922	57621	54301	46212	24156	22056
Qom	121944	62319	59625	47754	23928	23826
Kordestan	144037	73872	70165	55934	30323	25611
Kerman	294758	151635	143123	117011	59710	57301
Kermanshah	165370	85826	79544	67656	36141	31515
Kohgiluyeh&Boyerahmad	72703	37235	35468	28702	14960	13742
Golestan	182983	93669	89314	63632	33213	30419
Gilan.....	182797	93599	89198	89580	45384	44196
Lorestan.....	164355	85112	79243	65254	34659	30595
Mazandaran.....	250305	127593	122712	116476	58763	57713
Markazi	118807	60920	57887	50138	25579	24559
Hormozgan.....	185235	95209	90026	69850	36004	33846
Hamedan	148405	76461	71944	59790	31862	27928
Yazd	111672	57107	54565	44155	22261	21894

1.Excluding adult students.

Source: Ministry of Education.

17.18. GRADUATES (1) OF SECOND THREE YEARS OF HIGH SCHOOL (UPPER SECONDARY SCHOOL) BY FIELD OF STUDY

Academic year and Ostan	Total			Theoretical upper secondary			
				Mathematics and physics		Experimental sciences	
	Both sexes	Male	Female	Male	Female	Male	Female
1375-76	(3)444703	(3)199018	(3)245685	30800	21197	28457	51263
1380-81	836219	371606	464613	111213	96069	63024	135758
1385-86	859971	384582	475389	87237	72005	50989	131647
1390-91.....	650275	311667	338608	76653	49538	57305	119506
1391-92.....	616048	295518	320530	72884	46801	55073	114081
1392-93.....	620379	293780	326599	70855	44608	62427	126591
1393-94.....	613097	289662	323435	67875	41573	65119	129511
1394-95.....	600358	281138	319220	60339	35411	69152	127107
East Azarbayejan.....	27249	13079	14170	2745	1738	3597	5649
West Azarbayejan	20977	10204	10773	1126	601	3500	5156
Ardebil	8385	4234	4151	513	322	1134	1846
Esfahan.....	45266	19947	25319	5430	3454	3385	7477
Alborz	19590	8644	10946	2548	1607	1799	3986
Ilam	4391	2013	2378	211	85	909	1371
Bushehr	7572	3856	3716	775	204	1003	1731
Tehran	105628	48325	57303	17925	11884	8301	18671
Chaharmahal&Bakhtiyari	7277	3298	3979	581	273	1009	1868
South Khorasan	7205	3286	3919	499	296	813	1393
Khorasan-e-Razavi.....	48747	22515	26232	3994	2438	5746	10057
North Khorasan.....	6265	2892	3373	465	238	817	1471
Khuzestan	34611	16654	17957	2951	1017	4227	8939
Zanjan	6688	3338	3350	586	348	979	1631
Semnan.....	5714	2536	3178	604	418	525	1042
Sistan & Baluchestan	17511	9166	8345	541	294	2634	3832
Fars	34816	14954	19862	3144	1320	4857	10090
Qazvin	9612	4596	5016	846	538	1006	1834
Qom	10845	4866	5979	1223	621	1209	2286
Kordestan	10718	5732	4986	699	390	1681	2187
Kerman	24442	11184	13258	2040	1084	2360	5257
Kermanshah	12555	6125	6430	767	370	2389	3291
Kohgiluyeh&Boyerahmad	5905	3082	2823	233	60	1172	1604
Golestan	12732	6082	6650	753	493	1719	2797
Gilan.....	18482	8846	9636	1427	835	1985	4002
Lorestan.....	11793	5734	6059	716	352	2142	3435
Mazandaran.....	28027	13051	14976	2702	1627	2888	5272
Markazi	10701	5045	5656	1045	590	1378	2223
Hormozgan.....	13518	6831	6687	957	637	1369	2720
Hamedan	12687	6188	6499	1198	684	1530	2298
Yazd	10449	4835	5614	1095	593	1089	1691

17.18. GRADUATES (1) OF SECOND THREE YEARS OF HIGH SCHOOL (UPPER SECONDARY SCHOOL) BY FIELD OF STUDY (continued)

Academic year and Ostan	Theoretical upper secondary		Technical and vocational		Work and knowledge	
	Humanities ⁽²⁾		Male	Female	Male	Female
	Male	Female				
1375-76.....	12891	29557	14204	7409	000	000
1380-81.....	86342	164203	27485	9944	83542	58639
1385-86.....	65588	140082	78826	51385	101942	80270
1390-91.....	33121	71145	60205	42787	84383	55632
1391-92.....	31141	66588	56916	40593	79504	52467
1392-93.....	27854	59631	53941	40613	78703	55156
1393-94.....	28285	61453	51284	40335	77099	50563
1394-95.....	36372	74541	47242	36707	68033	45454
East Azarbayejan.....	1625	2711	2204	2122	2908	1950
West Azarbayejan.....	1617	2632	1500	983	2461	1401
Ardebil.....	497	907	672	451	1418	625
Esfahan.....	1904	5949	4544	3701	4684	4738
Alborz.....	668	2201	1671	1553	1958	1599
Ilam.....	172	490	198	132	523	300
Bushehr.....	298	883	456	379	1324	519
Tehran.....	5196	12919	8314	7291	8589	6538
Chaharmahal&Bakhtiari.....	498	956	389	355	821	527
South Khorasan.....	711	1136	533	478	730	616
Khorasan-e-Razavi.....	2991	6139	3742	3160	6042	4438
North Khorasan.....	412	903	415	275	783	486
Khuzestan.....	1956	4506	2055	1009	5465	2486
Zanjan.....	464	612	523	366	786	393
Semnan.....	369	828	454	339	584	551
Sistan&Baluchestan.....	2577	2783	941	338	2473	1098
Fars.....	1426	3725	2384	2112	3143	2615
Qazvin.....	622	1235	777	569	1345	840
Qom.....	774	1704	849	697	811	671
Kordestan.....	677	1188	1179	642	1496	579
Kerman.....	1779	3799	2205	1673	2800	1445
Kermanshah.....	762	1380	850	708	1357	681
Kohgiluyeh&Boyerahmad.....	531	617	318	156	828	386
Golestan.....	1115	1607	832	632	1663	1121
Gilan.....	1161	2216	1856	1207	2417	1376
Lorestan.....	835	1209	728	430	1313	633
Mazandaran.....	1667	3278	2601	2097	3193	2702
Markazi.....	574	1395	948	677	1100	771
Hormozgan.....	883	1703	932	600	2690	1027
Hamedan.....	838	1255	1023	770	1599	1492
Yazd.....	773	1675	1149	805	729	850

1. Statistics provided until the academic year 1375-76 include graduates from daily course only, and f afterwards, the statistics include day and adults courses.

2. Including graduates from Ma'aref course as of the academic year 1380-81.

3. Statistics for graduates of old educational system were not available by field of study and were included in the total only.

Source: Ministry of Education.

17.19. LEARNERS COVERED BY THE LITERACY MOVEMENT COURSES IN URBAN AND RURAL AREAS

Year and course ⁽¹⁾	Urban areas			Rural areas ⁽²⁾		
	Total	Male	Female	Total	Male	Female
<i>Literacy education course</i>						
1391.....	159603	37296	122307	151385	49595	101790
1392.....	91417	24056	67361	87343	28968	58375
1393.....	117258	30372	86886	109983	38697	71286
1394.....	145689	43125	102564	140448	52925	87523
1395.....	149877	42949	106928	124764	43634	81130
<i>Transition course</i>						
1391.....	21182	2231	18951	22826	3782	19044
1392.....	56167	4362	51805	55026	8138	46888
1393.....	73401	3213	70188	64338	7452	56886
1394.....	83741	6434	77307	62829	9257	53572
1395.....	76382	6830	69552	60779	9165	51614
<i>Stabilization course</i>						
1391.....	100569	5037	95532	108915	11145	97770
1392.....	41483	2123	39360	43472	4309	39163
1393.....	39211	2246	36965	44409	5114	39295
1394.....	39281	3292	35989	40914	6417	34497
1395.....	35674	3473	32201	37369	6371	30998

1. The educational system changed to three courses of literacy education, transition and stabilization as of the year 1390.

2. Including data related to nomads covered by Literacy Movement Organization.

Source: Literacy Movement Organization.

17.20. LEARNERS COMPLETED LITERACY MOVEMENT COURSES⁽¹⁾ BY SEX

Year and Ostan	Total			Literacy education		Transition		Stabilization	
	Both sexes	Male	Female	Male	Female	Male	Female	Male	Female
1390.....	233026	56308	176718	54130	141513	-	-	2178	35205
1391.....	413137	70740	342397	53845	153523	3316	23872	13579	165002
1392.....	218070	38661	179409	28544	72950	5961	51645	4156	54814
1393.....	255463	46302	209161	36120	89737	5599	71367	4583	48057
1394.....	303791	64686	239105	49253	115856	9530	80917	5903	42332
East Azarbayejan.....	19345	3748	15597	2464	6538	529	4376	755	4683
West Azarbayejan	29030	4743	24287	3218	11987	974	7870	551	4430
Ardebil	5845	595	5250	486	2362	61	1915	48	973
Esfahan.....	7696	1136	6560	811	2167	241	3510	84	883
Alborz	3035	435	2600	372	1609	57	716	6	275
Ilam	5429	1062	4367	874	1836	79	1540	109	991
Bushehr	1969	177	1792	144	582	31	864	2	346
Tehran	13848	1574	12274	1166	6115	352	4982	56	1177
Chaharmahal&Bakhtiyari	2457	389	2068	362	1217	17	485	10	366
South Khorasan	2187	618	1569	532	549	34	564	52	456
Khorasan-e-Razavi.....	23702	4010	19692	3309	8865	327	5914	374	4913
North Khorasan	6741	1113	5628	891	2173	77	1910	145	1545
Khuzestan	26603	4568	22035	3198	9714	1025	8251	345	4070
Zanjan	3912	502	3410	372	1130	108	1505	22	775
Semnan.....	906	295	611	266	392	29	184	0	35
Sistan&Baluchestan	39540	18018	21522	14110	15515	2307	2688	1601	3319
Fars	17117	2962	14155	2502	8492	261	3677	199	1986
Qazvin	3720	566	3154	447	1389	103	1438	16	327
Qom	4038	642	3396	458	1617	120	1542	64	237
Kordestan	8236	931	7305	827	2952	88	3740	16	613
Kerman	21286	6636	14650	4803	7017	1314	5709	519	1924
Kermanshah	7650	1212	6438	806	2974	240	2316	166	1148
Kohgiluyeh&Boyerahmad	5267	889	4378	634	1952	112	1102	143	1324
Golestan	6095	605	5490	385	2617	122	1902	98	971
Gilan.....	5649	791	4858	678	1913	77	1784	36	1161
Lorestan.....	9136	1689	7447	1387	3910	210	2913	92	624
Mazandaran.....	6404	998	5406	786	2118	137	2882	75	406
Markazi	2496	483	2013	373	1008	76	473	34	532
Hormozgan.....	6939	1476	5463	1074	2235	200	2394	202	834
Hamedan	3527	684	2843	661	1354	17	735	6	754
Yazd	3986	1139	2847	857	1557	205	1036	77	254

1. The educational system changed to three courses of literacy education, transition and stabilization as of the year 1390.
Source: Literacy Movement Organization.

17.21. FULL-TIME TEACHING STAFF OF UNIVERSITIES AND HIGHER EDUCATION INSTITUTES(1) BY OSTAN AND SEX

Academic year and Ostan	Both sexes	Male	Female
1380-81	39294	32113	7181
1385-86	49428	39066	10362
1390-91	73794	57757	16037
1391-92	70635	54542	16093
1392-93	72761	55691	17070
1393-94	77924	58936	18988
1394-95	81934	61629	20305
1395-96	81683	60965	20718
East Azarbayejan.....	4738	3753	985
West Azarbayejan	2194	1709	485
Ardebil	1184	980	204
Esfahan.....	5129	3778	1351
Alborz	1720	1239	481
Ilam	672	540	132
Bushehr	836	632	204
Tehran	20028	14316	5712
Chaharmahal&Bakhtiari	949	728	221
South Khorasan	1021	788	233
Khorasan-e-Razavi.....	4315	3284	1031
North Khorasan	806	577	229
Khuzestan	3818	2803	1015
Zanjan	1466	1106	360
Semnan.....	2040	1590	450
Sistan&Baluchestan	1986	1486	500
Fars	4474	3190	1284
Qazvin	1806	1313	493
Qom	1328	1116	212
Kordestan	1108	934	174
Kerman	2999	2081	918
Kermanshah	1455	1124	331
Kohgiluyeh&Boyerahmad	744	631	113
Golestan	1441	1117	324
Gilan.....	2155	1564	591
Lorestan.....	1297	1003	294
Mazandaran.....	4010	3069	941
Markazi	1728	1340	388
Hormozgan.....	982	675	307
Hamedan	1578	1202	376
Yazd	1676	1297	379

1. Including Islamic Azad University.

Source: Ministry of Science, Research and Technology.

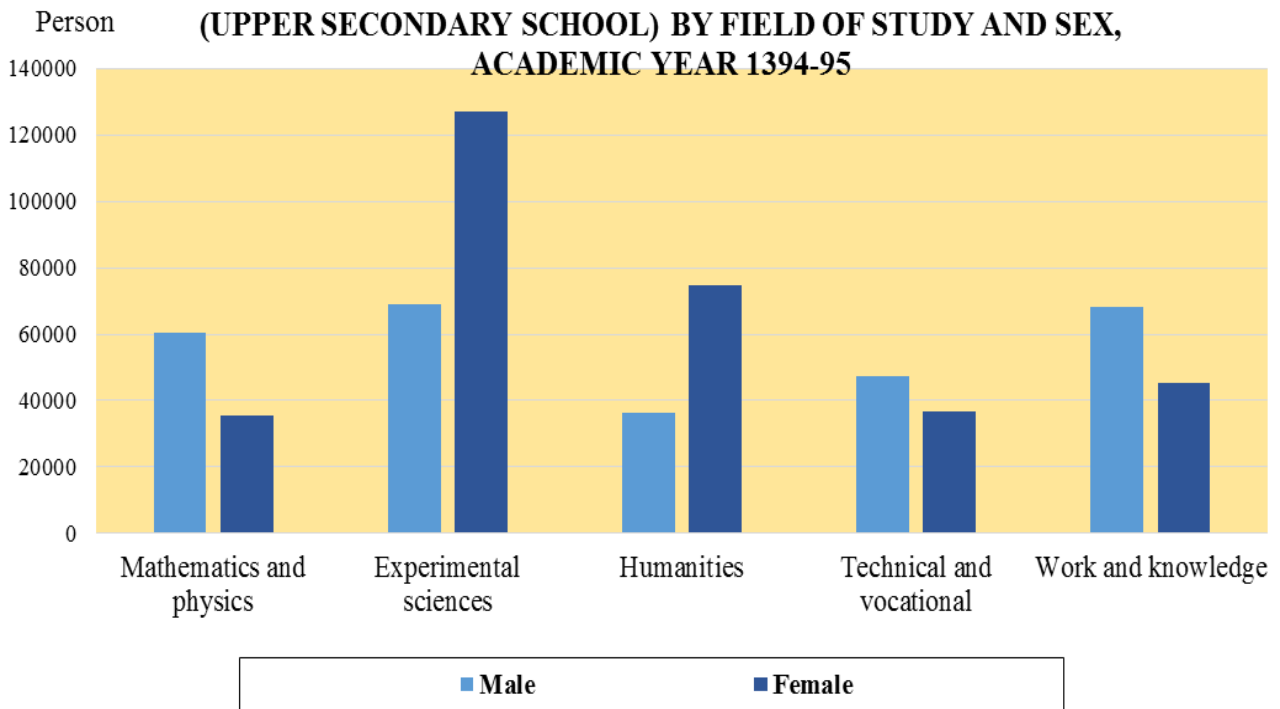
17.22. FULL-TIME TEACHING STAFF OF UNIVERSITIES AND HIGHER EDUCATION INSTITUTES(1) BY ACADEMIC RANK

Academic year and Ostan	Total	Faculty member					Non-faculty educator
		Full professor	Associate professor	Assistant professor	Lecturer	Assistant lecturer	
1380-81	39294	1424	2016	12023	18545	739	4547
1385-86	49428	1803	3345	17789	22829	799	2863
1390-91	73794	2840	6364	26594	28789	2511	6696
1391-92	70635	3007	6789	28319	29021	1416	2083
1392-93	72761	3281	7304	30678	28897	680	1921
1393-94	77924	4018	8949	34293	28344	525	1795
1394-95	81934	4629	9806	37477	27961	224	1837
1395-96	81683	5147	10975	39731	24192	268	1370
East Azarbayejan.....	4738	324	688	2163	1519	6	38
West Azarbayejan	2194	139	206	1058	698	49	44
Ardebil	1184	48	149	569	394	1	23
Esfahan.....	5129	359	807	2270	1608	13	72
Alborz	1720	150	247	881	426	4	12
Ilam	672	9	60	312	281	0	10
Bushehr	836	12	69	436	303	1	15
Tehran	20028	2066	3497	9771	4484	75	135
Chaharmahal&Bakhtiyari	949	35	168	432	294	2	18
South Khorasan	1021	33	120	465	324	2	77
Khorasan-e-Razavi.....	4315	371	637	2108	1141	8	50
North Khorasan	806	11	26	434	301	0	34
Khuzestan	3818	196	336	1829	1401	11	45
Zanjan	1466	44	171	797	444	2	8
Semnan.....	2040	52	236	1044	684	2	22
Sistan&Baluchestan	1986	49	181	803	929	4	20
Fars	4474	353	796	2048	1219	17	41
Qazvin	1806	36	161	862	504	1	242
Qom	1328	30	189	778	314	2	15
Kordestan	1108	23	107	557	407	2	12
Kerman	2999	177	315	1488	957	10	52
Kermanshah	1455	50	165	856	358	2	24
Kohgiluyeh&Boyerahmad	744	18	90	416	196	8	16
Golestan	1441	42	155	797	407	2	38
Gilan.....	2155	99	238	999	777	5	37
Lorestan.....	1297	36	96	629	496	12	28
Mazandaran.....	4010	191	497	1760	1438	13	111
Markazi	1728	32	107	870	695	3	21
Hormozgan.....	982	11	64	502	379	3	23
Hamedan	1578	81	202	869	401	0	25
Yazd	1676	70	195	928	413	8	62

1. Including Islamic Azad University.

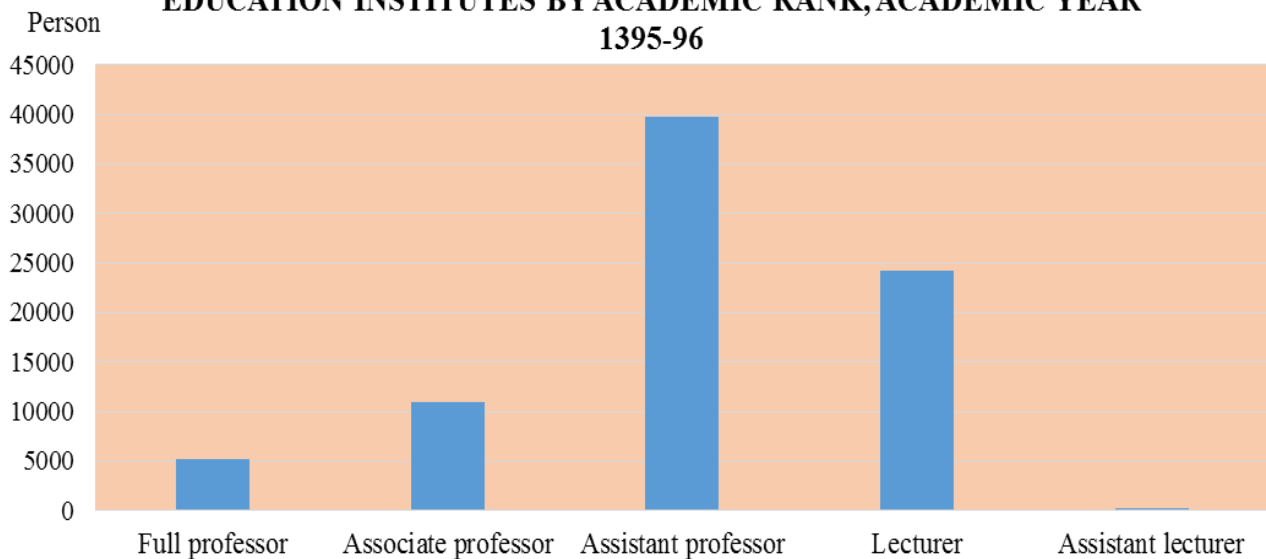
Source: Ministry of Science, Research and Technology.

**17.3. GRADUATES OF SECOND THREE YEARS OF HIGH SCHOOL
(UPPER SECONDARY SCHOOL) BY FIELD OF STUDY AND SEX,
ACADEMIC YEAR 1394-95**



For data see Table 17-18

**17.4. FACULTY MEMBERS OF UNIVERSITIES AND HIGHER
EDUCATION INSTITUTES BY ACADEMIC RANK, ACADEMIC YEAR
1395-96**



For data see Table 17.22.

17.23. NEW STUDENTS ENROLED AT HIGHER EDUCATION INSTITUTES⁽¹⁾ BY BROAD FIELD OF STUDY AND SEX

Academic year and Education Institutions of government agencies	Total			Associate's			Bachelor's		
	Both sexes	Male	Female	Both sexes	Male	Female	Both sexes	Male	Female
1380-81 ⁽²⁾	377682	184751	192931	130884	76169	54715	223003	93164	129839
1385-86 ^(2,3)	487405	201771	285634	81822	45594	36228	367115	134201	232914
1390-91.....	1194926	615833	579093	310943	192238	118705	701321	327943	373378
1391-92.....	1176841	654593	522248	359874	246504	113370	622363	305680	316683
1392-93.....	1155620	640509	515111	314325	215217	99108	620557	309901	310656
1393-94.....	1184285	669568	514717	316793	216287	100506	577728	296675	281053
1394-95.....	1174897	675678	499219	313270	215442	97828	561300	294932	266368
1395-96.....	1064071	596148	467923	240730	164528	76202	521289	267646	253643
Medicine.....	49871	20128	29743	3110	1875	1235	25359	8848	16511
Humanities	517469	256318	261151	99839	60183	39656	264057	117394	146663
Basic sciences	58715	18321	40394	147	70	77	36839	11014	25825
Technical and engineering ..	309903	244710	65193	95500	82312	13188	142012	108463	33549
Agriculture and veterinary ..	38759	19962	18797	5179	3988	1191	17211	7797	9414
Arts.....	89354	36709	52645	36955	16100	20855	35811	14130	21681

Academic year and Education Institutions of government agencies	Master's			Professional doctorate			Speciality doctorate		
	Both sexes	Male	Female	Both sexes	Male	Female	Both sexes	Male	Female
1380-81 ⁽²⁾	16379	11183	5196	4692	2241	2451	2724	1994	730
1385-86 ^(2,3)	29409	16967	12442	4248	1780	2468	4811	3229	1582
1390-91.....	162942	85254	77688	8736	4083	4653	10984	6315	4669
1391-92.....	166338	87498	78840	10975	4792	6183	17291	10119	7172
1392-93.....	187476	98532	88944	12432	5121	7311	20830	11738	9092
1393-94.....	250236	135716	114520	10828	4816	6012	28700	16074	12626
1394-95.....	259053	143061	115992	12720	5994	6726	28554	16249	12305
1395-96.....	254092	137252	116840	12514	6341	6173	35446	20381	15065
Medicine.....	5177	1521	3656	11063	5562	5501	5162	2322	2840
Humanities	137233	68850	68383	0	0	0	16340	9891	6449
Basic sciences	18348	5974	12374	0	0	0	3381	1263	2118
Technical and engineering	66282	49415	16867	0	0	0	6109	4520	1589
Agriculture and veterinary	11505	5533	5972	1451	779	672	3413	1865	1548
Arts.....	15547	5959	9588	0	0	0	1041	520	521

1. Including Islamic Azad University.

2. Excluding the Comprehensive University of Applied Science and Technology.

3. Excluding Islamic Azad University.

Source: Ministry of Science, Research and Technology.

17.24. NEW STUDENTS ENROLLED IN DIFFERENT EDUCATIONAL COURSES BY HIGHER EDUCATION INSTITUTES AND SEX

Academic year and university/higher education institute	Total			Associate's			Bachelor's		
	Both sexes	Male	Female	Both sexes	Male	Female	Both sexes	Male	Female
1380-81 ⁽¹⁾	377682	184751	192931	130884	76169	54715	223003	93164	129839
1385-86 ^(1,2)	487405	201771	285634	81822	45594	36228	367115	134201	232914
1390-91	1194926	615833	579093	310943	192238	118705	701321	327943	373378
1391-92	1176841	654593	522248	359874	246504	113370	622363	305680	316683
1392-93	1155620	640509	515111	314325	215217	99108	620557	309901	310656
1393-94	1184285	669568	514717	316793	216287	100506	577728	296675	281053
1394-95	1174897	675678	499219	313270	215442	97828	561300	294932	266368
1395-96	1064071	596148	467923	240730	164528	76202	521289	267646	253643
Universities and higher education institutes of the Ministry of Science, Research and Technology ...	186651	91990	94661	1386	873	513	105733	49151	56582
Payam-e-Noor University ...	103545	40804	62741	2	0	2	92522	35412	57110
Comprehensive University of Applied Science and Technology	136572	93742	42830	80682	55729	24953	55890	38013	17877
Technical and Vocational University	85924	60882	25042	67383	46637	20746	18541	14245	4296
Farhangian (teachers) University	9739	4283	5456	0	0	0	9629	4239	5390
Universities and higher education institutes of the Ministry of Health and Medical Education	44539	18680	25859	2526	1641	885	21049	7762	13287
Universities and higher education institutes of other government agencies	9475	6671	2804	141	45	96	5186	3580	1606
Islamic Azad University	393534	230919	162615	73781	51964	21817	166218	92737	73481
Non-governmental and non-profit making higher education institutes	94092	48177	45915	14829	7639	7190	46521	22507	24014

17.24. NEW STUDENTS ENROLLED IN DIFFERENT EDUCATIONAL COURSES BY HIGHER EDUCATION INSTITUTES AND SEX (continued)

Academic year and university/higher education institute	Master's			Professional doctorate			Speciality doctorate		
	Both sexes	Male	Female	Both sexes	Male	Female	Both sexes	Male	Female
1380-81 ⁽¹⁾	16379	11183	5196	4692	2241	2451	2724	1994	730
1385-86 ^(1,2)	29409	16967	12442	4248	1780	2468	4811	3229	1582
1390-91.....	162942	85254	77688	8736	4083	4653	10984	6315	4669
1391-92.....	166338	87498	78840	10975	4792	6183	17291	10119	7172
1392-93.....	187476	98532	88944	12432	5121	7311	20830	11738	9092
1393-94.....	250236	135716	114520	10828	4816	6012	28700	16074	12626
1394-95.....	259053	143061	115992	12720	5994	6726	28554	16249	12305
1395-96.....	254092	137252	116840	12514	6341	6173	35446	20381	15065
Universities and higher education institutes of the Ministry of Science, Research and Technology ..	69452	36363	33089	602	289	313	9478	5314	4164
Payam-e-Noor University ..	10715	5226	5489	0	0	0	306	166	140
Comprehensive University of Applied Science and Technology.....	0	0	0	0	0	0	0	0	0
Technical and Vocational University.....	0	0	0	0	0	0	0	0	0
Farhangian (teachers) University.....	110	44	66	0	0	0	0	0	0
Universities and higher education institutes of the Ministry of Health and Medical Education	5682	1804	3878	10000	5072	4928	5282	2401	2881
Universities and higher education institutes of other government agencies.	3938	2895	1043	0	0	0	210	151	59
Islamic Azad University.....	131756	73073	58683	1912	980	932	19867	12165	7702
Non-governmental and non-profit making higher education institutes.....	32439	17847	14592	0	0	0	303	184	119

1. Excluding the Comprehensive University of Applied Science and Technology.

2. Excluding Islamic Azad University.

Source: Ministry of Science, Research and Technology.

17.25. NEW STUDENTS ENROLLED AT HIGHER EDUCATION INSTITUTES⁽¹⁾ BY SEX AND OSTAN

Academic year and Ostan	Total			Associate's			Bachelor's		
	Both sexes	Male	Female	Both sexes	Male	Female	Both sexes	Male	Female
1380-81 ⁽²⁾	377682	184751	192931	130884	76169	54715	223003	93164	129839
1385-86 ^(2,3)	487405	201771	285634	81822	45594	36228	367115	134201	232914
1390-91	1194926	615833	579093	310943	192238	118705	701321	327943	373378
1391-92	1176841	654593	522248	359874	246504	113370	622363	305680	316683
1392-93	1155620	640509	515111	314325	215217	99108	620557	309901	310656
1393-94	1184285	669568	514717	316793	216287	100506	577728	296675	281053
1394-95	1174897	675678	499219	313270	215442	97828	561300	294932	266368
1395-96.....	1064071	596148	467923	240730	164528	76202	521289	267646	253643
East Azarbayejan.....	50087	29738	20349	9760	7390	2370	23363	12552	10811
West Azarbayejan	31190	18203	12987	7846	5475	2371	17052	9323	7729
Ardebil	15911	9259	6652	3408	2539	869	8510	4421	4089
Esfahan.....	71075	37529	33546	15573	10149	5424	35166	16826	18340
Alborz	27586	14034	13552	7956	4851	3105	14016	6497	7519
Ilam	9529	5380	4149	2122	1529	593	5224	2770	2454
Bushehr	16558	10788	5770	5305	4116	1189	8139	4738	3401
Tehran	225677	121386	104291	39502	25109	14393	97766	49243	48523
Chaharmahal&Bakhtiari ...	10514	5824	4690	2758	1903	855	5529	2792	2737
South Khorasan	13741	8010	5731	3218	2213	1005	7257	3968	3289
Khorasan-e-Razavi.....	68357	36719	31638	16435	10659	5776	35211	17238	17973
North Khorasan	10464	6263	4201	2825	2107	718	5949	3153	2796
Khuzestan.....	51931	29952	21979	13436	9317	4119	27292	14253	13039
Zanjan	13597	7746	5851	2671	1829	842	6373	3439	2934
Semnan.....	24295	13613	10682	3841	2464	1377	12207	6559	5648
Sistan&Baluchestan	24804	14633	10171	6170	4458	1712	13962	7593	6369
Fars.....	55225	30665	24560	13587	9129	4458	28148	13893	14255
Qazvin	20750	11570	9180	4053	2653	1400	9794	5081	4713
Qom.....	18364	9850	8514	2735	1708	1027	9778	4835	4943
Kordestan	14139	8303	5836	3633	2595	1038	7335	3917	3418
Kerman.....	39054	21933	17121	10229	7467	2762	19884	9768	10116
Kermanshah	20797	12426	8371	4909	3757	1152	11456	6378	5078
Kohgiluyeh&Boyerahmad ..	10128	6356	3772	2549	1796	753	5159	3004	2155
Golestan	21857	12086	9771	5775	3673	2102	10671	5501	5170
Gilan.....	33952	19157	14795	8546	6134	2412	17188	8602	8586
Lorestan.....	21887	13123	8764	5979	4166	1813	12033	6604	5429
Mazandaran.....	58012	33032	24980	14175	10043	4132	25504	13477	12027
Markazi	21897	12715	9182	4624	3067	1557	10727	5712	5015
Hormozgan.....	18329	10653	7676	5974	4230	1744	8691	4336	4355
Hamedan	21944	12372	9572	5281	3660	1621	11635	5963	5672
Yazd	22420	12830	9590	5855	4342	1513	10270	5210	5060

17.25. NEW STUDENTS ENROLLED AT HIGHER EDUCATION INSTITUTES⁽¹⁾ BY SEX AND OSTAN (continued)

Academic year and Ostan	Master's			Professional doctorate			Speciality doctorate		
	Both sexes	Male	Female	Both sexes	Male	Female	Both sexes	Male	Female
1380-81 ⁽²⁾	16379	11183	5196	4692	2241	2451	2724	1994	730
1385-86 ^(2,3)	29409	16967	12442	4248	1780	2468	4811	3229	1582
1390-91	162942	85254	77688	8736	4083	4653	10984	6315	4669
1391-92	166338	87498	78840	10975	4792	6183	17291	10119	7172
1392-93	187476	98532	88944	12432	5121	7311	20830	11738	9092
1393-94	250236	135716	114520	10828	4816	6012	28700	16074	12626
1394-95	259053	143061	115992	12720	5994	6726	28554	16249	12305
1395-96.....	254092	137252	116840	12514	6341	6173	35446	20381	15065
East Azarbayejan.....	14630	8434	6196	673	361	312	1661	1001	660
West Azarbayejan	5469	2940	2529	318	168	150	505	297	208
Ardebil	3378	1961	1417	269	134	135	346	204	142
Esfahan.....	17083	8819	8264	724	355	369	2529	1380	1149
Alborz	4535	2119	2416	284	124	160	795	443	352
Ilam	1947	956	991	162	88	74	74	37	37
Bushehr	2822	1762	1060	114	54	60	178	118	60
Tehran	72457	38164	34293	2275	1156	1119	13677	7714	5963
Chaharmahal&Bakhtiari ...	1801	907	894	212	106	106	214	116	98
South Khorasan	2803	1578	1225	146	71	75	317	180	137
Khorasan-e-Razavi.....	14260	7551	6709	731	359	372	1720	912	808
North Khorasan	1532	912	620	22	11	11	136	80	56
Khuzestan.....	9511	5436	4075	610	307	303	1082	639	443
Zanjan	3714	2028	1686	280	135	145	559	315	244
Semnan.....	7111	3956	3155	410	206	204	726	428	298
Sistan&Baluchestan	3921	2182	1739	420	221	199	331	179	152
Fars.....	11177	6349	4828	785	417	368	1528	877	651
Qazvin	6297	3439	2858	125	68	57	481	329	152
Qom.....	4991	2777	2214	156	70	86	704	460	244
Kordestan	2579	1439	1140	242	132	110	350	220	130
Kerman.....	7721	4056	3665	553	274	279	667	368	299
Kermanshah	3681	1881	1800	336	167	169	415	243	172
Kohgiluyeh&Boyerahmad ..	2118	1390	728	131	65	66	171	101	70
Golestan	4594	2443	2151	223	108	115	594	361	233
Gilan.....	7119	3812	3307	324	158	166	775	451	324
Lorestan.....	3268	1998	1270	241	133	108	366	222	144
Mazandaran.....	15402	7855	7547	720	362	358	2211	1295	916
Markazi	5782	3463	2319	159	83	76	605	390	215
Hormozgan.....	2729	1531	1198	216	118	98	719	438	281
Hamedan	4194	2279	1915	339	179	160	495	291	204
Yazd	5466	2835	2631	314	151	163	515	292	223

1. Including Islamic Azad University.

2. Excluding the Comprehensive University of Applied Science and Technology.

3. Excluding Islamic Azad University.

Source: Ministry of Science, Research and Technology.

17.26. STUDENTS OF DIFFERENT EDUCATIONAL COURSES AT HIGHER EDUCATION INSTITUTES(1) BY SEX AND BROAD FIELD OF STUDY

Academic year and broad field of study	Total			Associate's			Bachelor's		
	Both sexes	Male	Female	Both sexes	Male	Female	Both sexes	Male	Female
1380-81 ⁽²⁾	1566609	798176	768433	346696	197821	148875	1101459	524024	577435
1385-86 ^(2,3)	2828528	1346335	1482193	736775	427705	309070	1910954	816905	1094049
1390-91.....	4404614	2213205	2191409	1000164	619560	380604	2899120	1328412	1570708
1391-92.....	4367901	2261262	2106639	927311	629773	297538	2866029	1329221	1536808
1392-93.....	4685386	2470968	2214418	1043765	711655	332110	2920963	1381615	1539348
1393-94.....	4802721	2602346	2200375	1096028	751243	344785	2819662	1378072	1441590
1394-95.....	4348383	2345824	2002559	822345	570116	252229	2558066	1257994	1300072
1395-96.....	4073827	2202231	1871596	748626	515869	232757	2335844	1156094	1179750
Medicine	251722	91855	159867	8574	5627	2947	125583	37344	88239
Humanities	1912063	913788	998275	309936	188580	121356	1139787	485861	653926
Basic sciences	241033	74019	167014	422	170	252	164622	48622	116000
Technical and engineering	1176730	905265	271465	297628	255834	41794	654808	482656	172152
Agriculture and veterinary	160320	76201	84119	12717	10042	2675	88020	35832	52188
Arts.....	331959	141103	190856	119349	55616	63733	163024	65779	97245

Academic year and broad field of study	Master's			Professional doctorate			Speciality doctorate		
	Both sexes	Male	Female	Both sexes	Male	Female	Both sexes	Male	Female
1380-81 ⁽²⁾	60455	42369	18086	44876	23946	20930	13123	10016	3107
1385-86 ^(2,3)	117876	68344	49532	40907	18690	22217	22016	14691	7325
1390-91.....	405042	213461	191581	52973	22464	30509	47315	29308	18007
1391-92.....	454978	241325	213653	60900	25813	35087	58683	35130	23553
1392-93.....	580000	306108	273892	67221	28227	38994	73437	43363	30074
1393-94.....	720806	387802	333004	71914	30478	41436	94311	54751	39560
1394-95.....	774766	417228	357538	78015	33816	44199	115191	66670	48521
1395-96.....	764370	410817	353553	84429	38113	46316	140558	81338	59220
Medicine.....	19676	6266	13410	75205	32323	42882	22684	10295	12389
Humanities	405738	204360	201378	0	0	0	56602	34987	21615
Basic sciences	56965	17716	39249	0	0	0	19024	7511	11513
Technical and engineering	199643	147949	51694	0	0	0	24651	18826	5825
Agriculture and veterinary	36059	16496	19563	9224	5790	3434	14300	8041	6259
Arts.....	46289	18030	28259	0	0	0	3297	1678	1619

1. Including Islamic Azad University.

2. Excluding the Comprehensive University of Applied Science and Technology.

3. Excluding Islamic Azad University.

Source: Ministry of Science, Research and Technology.

17.27. STUDENTS OF DIFFERENT EDUCATIONAL COURSES BY HIGHER EDUCATION INSTITUTES AND SEX

Academic year and university/higher education institute	Total			Associate's			Bachelor's		
	Both sexes	Male	Female	Both sexes	Male	Female	Both sexes	Male	Female
1380-81 ⁽¹⁾	1566609	798176	768433	346696	197821	148875	1101459	524024	577435
1385-86 ^(1,2)	2828528	1346335	1482193	736775	427705	309070	1910954	816905	1094049
1390-91.....	4404614	2213205	2191409	1000164	619560	380604	2899120	1328412	1570708
1391-92.....	4367901	2261262	2106639	927311	629773	297538	2866029	1329221	1536808
1392-93.....	4685386	2470968	2214418	1043765	711655	332110	2920963	1381615	1539348
1393-94.....	4802721	2602346	2200375	1096028	751243	344785	2819662	1378072	1441590
1394-95.....	4348383	2345824	2002559	822345	570116	252229	2558066	1257994	1300072
1395-96.....	4073827	2202231	1871596	748626	515869	232757	2335844	1156094	1179750
Universities and higher education institutes of the Ministry of Science, Research and Technology ...	687036	329781	357255	3324	2007	1317	427483	193686	233797
Payam-e-Noor University ...	546886	193865	353021	2	0	2	500089	172433	327656
Comprehensive University of Applied Science and Technology.....	473798	320065	153733	263305	180304	83001	210442	139722	70720
Technical and Vocational University.....	197305	136887	60418	157933	107347	50586	39372	29540	9832
Farhangian (teachers) University.....	57593	30303	27290	162	59	103	57096	30083	27013
Universities and higher education institutes of the Ministry of Health and Medical Education	199202	80426	118776	7078	5041	2037	82747	28387	54360
Universities and higher education institutes of other government agencies.....	32148	24039	8109	1162	949	213	19689	14575	5114
Islamic Azad University.....	1540534	909065	631469	258832	187957	70875	785486	440020	345466
Non-governmental and non-profit making higher education institutes.....	339325	177800	161525	56828	32205	24623	213440	107648	105792

17.27. STUDENTS OF DIFFERENT EDUCATIONAL COURSES BY HIGHER EDUCATION INSTITUTES AND SEX (continued)

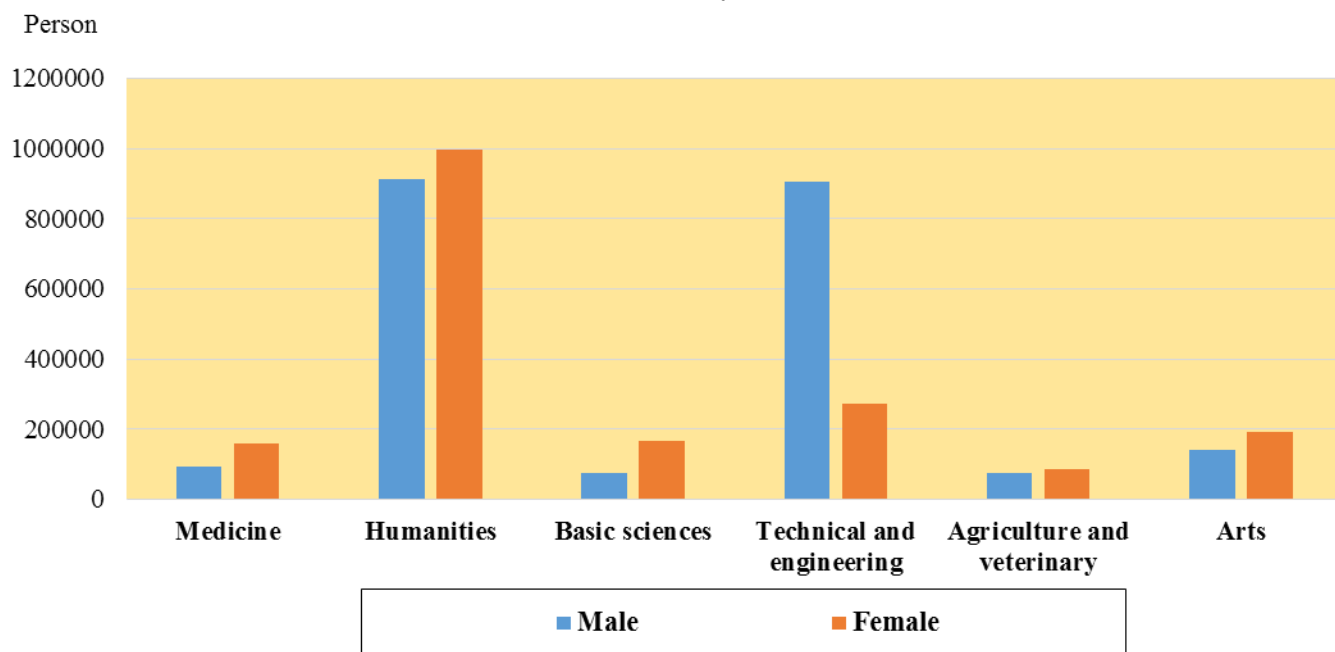
Academic year and university/higher education institute	Master's			Professional doctorate			Speciality doctorate		
	Both sexes	Male	Female	Both sexes	Male	Female	Both sexes	Male	Female
1380-81 ⁽¹⁾	60455	42369	18086	44876	23946	20930	13123	10016	3107
1385-86 ^(1,2)	117876	68344	49532	40907	18690	22217	22016	14691	7325
1390-91.....	405042	213461	191581	52973	22464	30509	47315	29308	18007
1391-92.....	454978	241325	213653	60900	25813	35087	58683	35130	23553
1392-93.....	580000	306108	273892	67221	28227	38994	73437	43363	30074
1393-94.....	720806	387802	333004	71914	30478	41436	94311	54751	39560
1394-95.....	774766	417228	357538	78015	33816	44199	115191	66670	48521
1395-96.....	764370	410817	353553	84429	38113	46316	140558	81338	59220
Universities and higher education institutes of the Ministry of Science, Research and Technology ..	193511	97115	96396	3666	1893	1773	59052	35080	23972
Payam-e-Noor University ..	45107	20471	24636	0	0	0	1688	961	727
Comprehensive University of Applied Science and Technology.....	51	39	12	0	0	0	0	0	0
Technical and Vocational University.....	0	0	0	0	0	0	0	0	0
Farhangian (teachers) University.....	335	161	174	0	0	0	0	0	0
Universities and higher education institutes of the Ministry of Health and Medical Education	21624	7241	14383	64225	28935	35290	23528	10822	12706
Universities and higher education institutes of other government agencies.	9875	7372	2503	0	0	0	1422	1143	279
Islamic Azad University.....	427000	242084	184916	16538	7285	9253	52678	31719	20959
Non-governmental and non-profit making higher education institutes.....	66867	36334	30533	0	0	0	2190	1613	577

1. Excluding the Comprehensive University of Applied Science and Technology.

2. Excluding Islamic Azad University.

Source: Ministry of Science, Research and Technology.

17.5. STUDENTS OF DIFFERENT EDUCATIONAL COURSES AT HIGHER EDUCATION INSTITUTES BY SEX, ACADEMIC YEAR 1395-96



For data see Table 17.26.

17.28. STUDENTS OF DIFFERENT EDUCATIONAL COURSES AT HIGHER EDUCATION INSTITUTES⁽¹⁾ BY SEX AND OSTAN

Academic year and Ostan	Total			Associate's			Bachelor's		
	Both sexes	Male	Female	Both sexes	Male	Female	Both sexes	Male	Female
1380-81 ⁽²⁾	1566609	798176	768433	346696	197821	148875	1101459	524024	577435
1385-86	2828528	1346335	1482193	736775	427705	309070	1910954	816905	1094049
1390-91.....	4404614	2213205	2191409	1000164	619560	380604	2899120	1328412	1570708
1391-92.....	4367901	2261262	2106639	927311	629773	297538	2866029	1329221	1536808
1392-93.....	4685386	2470968	2214418	1043765	711655	332110	2920963	1381615	1539348
1393-94.....	4802721	2602346	2200375	1096028	751243	344785	2819662	1378072	1441590
1394-95.....	4348383	2345824	2002559	822345	570116	252229	2558066	1257994	1300072
1395-96.....	4073827	2202231	1871596	748626	515869	232757	2335844	1156094	1179750
East Azarbayejan.....	186491	108447	78044	29894	22860	7034	104063	54999	49064
West Azarbayejan	116097	66393	49704	23959	17043	6916	71567	37718	33849
Ardebil	59495	33557	25938	10139	7667	2472	36975	18941	18034
Esfahan.....	281683	143361	138322	47729	31232	16497	165256	77220	88036
Alborz	109189	53683	55506	24568	15234	9334	65081	28821	36260
Ilam	35005	19139	15866	6836	5030	1806	21556	10867	10689
Bushehr	58688	36680	22008	15314	11983	3331	33726	18923	14803
Tehran	892843	465919	426924	138370	87361	51009	453511	221307	232204
Chaharmahal&Bakhtiyari ...	41182	21567	19615	8727	5844	2883	24769	11827	12942
South Khorasan.....	44475	24861	19614	7854	5706	2148	26764	13724	13040
Khorasan-e-Razavi.....	254733	132815	121918	47955	31729	16226	152022	72956	79066
North Khorasan	36997	20612	16385	8544	6155	2389	23822	11999	11823
Khuzestan.....	218731	123497	95234	47557	34784	12773	133793	67493	66300
Zanjan	54842	30232	24610	8293	5831	2462	31651	16470	15181
Semnan.....	88924	48198	40726	11423	7589	3834	51889	26411	25478
Sistan&Baluchestan	96217	54128	42089	18617	13818	4799	62331	32262	30069
Fars.....	209156	110304	98852	40634	27680	12954	125322	59014	66308
Qazvin	89219	48793	40426	15942	10667	5275	52804	26961	25843
Qom.....	66735	35818	30917	8797	5707	3090	40150	19704	20446
Kordestan	54747	30878	23869	11155	7968	3187	34601	17799	16802
Kerman.....	143033	75282	67751	28932	20885	8047	84409	39202	45207
Kermanshah	81518	46457	35061	16149	12059	4090	50463	26416	24047
Kohgiluyeh&Boyerahmad ..	41209	25448	15761	9106	6770	2336	24807	13919	10888
Golestan	75704	40966	34738	15612	10365	5247	44811	22336	22475
Gilan.....	123058	65623	57435	26263	18866	7397	72881	34402	38479
Lorestan.....	84654	47805	36849	16936	12005	4931	54002	27554	26448
Mazandaran.....	211262	115896	95366	41777	29474	12303	114903	57838	57065
Markazi	85571	49616	35955	14775	10277	4498	48563	25749	22814
Hormozgan.....	69535	38426	31109	18073	12792	5281	37200	17689	19511
Hamedan	81467	43740	37727	14131	9920	4211	50800	24984	25816
Yazd.....	81367	44090	37277	14565	10568	3997	41352	20589	20763

17.28. STUDENTS OF DIFFERENT EDUCATIONAL COURSES AT HIGHER EDUCATION INSTITUTES⁽¹⁾ BY SEX AND OSTAN (continued)

Academic year and Ostan	Master's			Professional doctorate			Speciality doctorate		
	Both sexes	Male	Female	Both sexes	Male	Female	Both sexes	Male	Female
1380-81 ⁽²⁾	60455	42369	18086	44876	23946	20930	13123	10016	3107
1385-86	117876	68344	49532	40907	18690	22217	22016	14691	7325
1390-91.....	405042	213461	191581	52973	22464	30509	47315	29308	18007
1391-92.....	454978	241325	213653	60900	25813	35087	58683	35130	23553
1392-93.....	580000	306108	273892	67221	28227	38994	73437	43363	30074
1393-94.....	720806	387802	333004	71914	30478	41436	94311	54751	39560
1394-95.....	774766	417228	357538	78015	33816	44199	115191	66670	48521
1395-96.....	764370	410817	353553	84429	38113	46316	140558	81338	59220
East Azarbayejan.....	40956	24072	16884	4898	2593	2305	6680	3923	2757
West Azarbayejan	16107	9008	7099	2329	1269	1060	2135	1355	780
Ardebil	9627	5582	4045	1564	667	897	1190	700	490
Esfahan.....	52260	26387	25873	5369	2217	3152	11069	6305	4764
Alborz	15149	7173	7976	1175	660	515	3216	1795	1421
Ilam	5635	2755	2880	633	309	324	345	178	167
Bushehr	8560	5230	3330	665	286	379	423	258	165
Tehran	226138	117104	109034	17424	7248	10176	57400	32899	24501
Chaharmahal&Bakhtiyari ...	5526	2682	2844	1424	787	637	736	427	309
South Khorasan	8159	4534	3625	868	379	489	830	518	312
Khorasan-e-Razavi.....	41627	21694	19933	4776	1944	2832	8353	4492	3861
North Khorasan.....	4061	2181	1880	329	140	189	241	137	104
Khuzestan.....	29453	17157	12296	3740	1661	2079	4188	2402	1786
Zanjan	11615	6267	5348	1490	676	814	1793	988	805
Semnan.....	19878	11017	8861	2867	1444	1423	2867	1737	1130
Sistan&Baluchestan	11068	6003	5065	2762	1233	1529	1439	812	627
Fars.....	31318	17618	13700	6023	2711	3312	5859	3281	2578
Qazvin	18033	9746	8287	838	371	467	1602	1048	554
Qom.....	13498	7536	5962	915	440	475	3375	2431	944
Kordestan	6657	3709	2948	1374	817	557	960	585	375
Kerman.....	23572	12298	11274	3544	1518	2026	2576	1379	1197
Kermanshah	11062	5916	5146	2016	965	1051	1828	1101	727
Kohgiluyeh&Boyerahmad ..	6081	4101	1980	651	303	348	564	355	209
Golestan	12319	6631	5688	1133	520	613	1829	1114	715
Gilan.....	19345	10052	9293	2083	920	1163	2486	1383	1103
Lorestan.....	11049	6771	4278	1322	657	665	1345	818	527
Mazandaran.....	42933	22548	20385	5429	2417	3012	6220	3619	2601
Markazi	19119	11814	7305	890	410	480	2224	1366	858
Hormozgan.....	10287	5705	4582	1497	690	807	2478	1550	928
Hamedan	12566	6799	5767	1757	823	934	2213	1214	999
Yazd	20712	10727	9985	2644	1038	1606	2094	1168	926

1. Including Islamic Azad University.

2. Excluding the Comprehensive University of Applied Science and Technology.

Source: Ministry of Science, Research and Technology.

17.29. GRADUATES OF DIFFERENT EDUCATIONAL COURSES AT HIGHER EDUCATION INSTITUTES ⁽¹⁾ BY BROAD FIELD OF STUDY AND SEX

Academic year and broad field of study	Total			Associate's			Bachelor's		
	Both sexes	Male	Female	Both sexes	Male	Female	Both sexes	Male	Female
1379-80 ^(2,3)	130411	72633	57778	38314	22937	15377	78251	39640	38611
1384-85.....	340246	168947	171299	142459	77262	65197	173689	76577	97112
1389-90 ⁽⁴⁾	570730	281468	219621	204871	92791	48006	312112	158603	147942
1390-91.....	716096	389343	326753	197081	124915	72166	453216	227658	225558
1391-92.....	718801	394774	324027	226617	143618	82999	404421	205880	198541
1392-93.....	738260	413289	324971	183541	120252	63289	445125	233600	211525
1393-94.....	859697	505731	353966	246044	166542	79502	479961	263882	216079
1394-95.....	798736	466223	332513	195685	136823	58862	456415	247203	209212
Medicine.....	34866	12268	22598	1917	1512	405	20768	6009	14759
Humanities.....	383878	202549	181329	85290	54176	31114	221009	105782	115227
Basic sciences.....	36701	11623	25078	807	354	453	23024	6590	16434
Technical and engineering.....	250330	194229	56101	76378	62891	13487	142889	107583	35306
Agriculture and veterinary.....	31840	15849	15991	4032	2915	1117	19871	8694	11177
Arts.....	61121	29705	31416	27261	14975	12286	28854	12545	16309

Academic year and broad field of study	Master's			Professional doctorate			Speciality doctorate		
	Both sexes	Male	Female	Both sexes	Male	Female	Both sexes	Male	Female
1379-80 ^(2,3)	7647	5943	1704	4478	2867	1611	1721	1246	475
1384-85.....	16542	10769	5773	4845	2452	2393	2711	1887	824
1389-90 ⁽⁴⁾	46151	25898	20253	3584	1486	2098	4012	2690	1322
1390-91.....	56604	31727	24877	4000	1650	2350	5195	3393	1802
1391-92.....	75577	38818	36759	5344	2228	3116	6842	4230	2612
1392-93.....	97293	53023	44270	4899	2026	2873	7402	4388	3014
1393-94.....	120939	68906	52033	5222	2150	3072	7531	4251	3280
1394-95.....	132444	74980	57464	5803	2381	3422	8389	4836	3553
Medicine.....	3590	1062	2528	5286	2099	3187	3305	1586	1719
Humanities.....	75833	41450	34383	0	0	0	1746	1141	605
Basic sciences.....	11615	4078	7537	0	0	0	1255	601	654
Technical and engineering.....	29818	22763	7055	0	0	0	1245	992	253
Agriculture and veterinary.....	6672	3490	3182	517	282	235	748	468	280
Arts.....	4916	2137	2779	0	0	0	90	48	42

1. Including Islamic Azad University.

2. Excluding Islamic Azad University.

3. Excluding the Comprehensive University of Applied Science and Technology.

4. Statistics for the Comprehensive University of Applied Science and Technology are not presented by sex and are included in the total.

Source: Ministry of Science, Research and Technology.

17.30. GRADUATES OF DIFFERENT EDUCATIONAL COURSES BY HIGHER EDUCATION INSTITUTES AND SEX

Academic year and university/higher education institute	Total			Associate's			Bachelor's		
	Both sexes	Male	Female	Both sexes	Male	Female	Both sexes	Male	Female
1379-80 ^(1,2)	130411	72633	57778	38314	22937	15377	78251	39640	38611
1384-85.....	340246	168947	171299	142459	77262	65197	173689	76577	97112
1389-90 ⁽³⁾	570730	281468	219621	204871	92791	48006	312112	158603	147942
1390-91.....	716096	389343	326753	197081	124915	72166	453216	227658	225558
1391-92.....	718801	394774	324027	226617	143618	82999	404421	205880	198541
1392-93.....	738260	413289	324971	183541	120252	63289	445125	233600	211525
1393-94.....	859697	505731	353966	246044	166542	79502	479961	263882	216079
1394-95.....	798736	466223	332513	195685	136823	58862	456415	247203	209212
Universities and higher education institutes of the Ministry of Science, Research and Technology ...	104732	52506	52226	1437	919	518	56879	27216	29663
Payam-e-Noor University ...	103337	38372	64965	4363	2523	1840	88989	31205	57784
Comprehensive University of Applied Science and Technology.....	158335	106574	51761	82244	55593	26651	76060	50953	25107
Technical and Vocational University.....	40203	29810	10393	34518	26116	8402	5685	3694	1991
Farhangian (teachers) University.....	16022	8082	7940	17	0	17	16005	8082	7923
Universities and higher education institutes of the Ministry of Health and Medical Education	34349	12822	21527	1467	1423	44	20290	6382	13908
Universities and higher education institutes of other government agencies.....	4855	3805	1050	311	229	82	2896	2356	540
Islamic Azad University.....	257735	169549	88186	51429	38064	13365	136268	87685	48583
Non-governmental and non-profit making higher education institutes.....	79168	44703	34465	19899	11956	7943	53343	29630	23713

17.30. GRADUATES OF DIFFERENT EDUCATIONAL COURSES BY HIGHER EDUCATION INSTITUTES AND SEX (continued)

Academic year and university/higher education institute	Master's			Professional doctorate			Speciality doctorate		
	Both sexes	Male	Female	Both sexes	Male	Female	Both sexes	Male	Female
1379-80 ^(1,2)	7647	5943	1704	4478	2867	1611	1721	1246	475
1384-85.....	16542	10769	5773	4845	2452	2393	2711	1887	824
1389-90 ⁽³⁾	46151	25898	20253	3584	1486	2098	4012	2690	1322
1390-91.....	56604	31727	24877	4000	1650	2350	5195	3393	1802
1391-92.....	75577	38818	36759	5344	2228	3116	6842	4230	2612
1392-93.....	97293	53023	44270	4899	2026	2873	7402	4388	3014
1393-94.....	120939	68906	52033	5222	2150	3072	7531	4251	3280
1394-95.....	132444	74980	57464	5803	2381	3422	8389	4836	3553
Universities and higher education institutes of the Ministry of Science, Research and Technology .	42019	21663	20356	405	151	254	3992	2557	1435
Payam-e-Noor University .	9832	4547	5285	0	0	0	153	97	56
Comprehensive University of Applied Science and Technology.....	31	28	3	0	0	0	0	0	0
Technical and Vocational University.....	0	0	0	0	0	0	0	0	0
Farhangian (teachers) University.....	0	0	0	0	0	0	0	0	0
Universities and higher education institutes of the Ministry of Health and Medical Education	4072	1314	2758	5147	2054	3093	3373	1649	1724
Universities and higher education institutes of other government agencies	1565	1153	412	0	0	0	83	67	16
Islamic Azad University....	69097	43228	25869	251	176	75	690	396	294
Non-governmental and non-profit making higher education institutes.....	5828	3047	2781	0	0	0	98	70	28

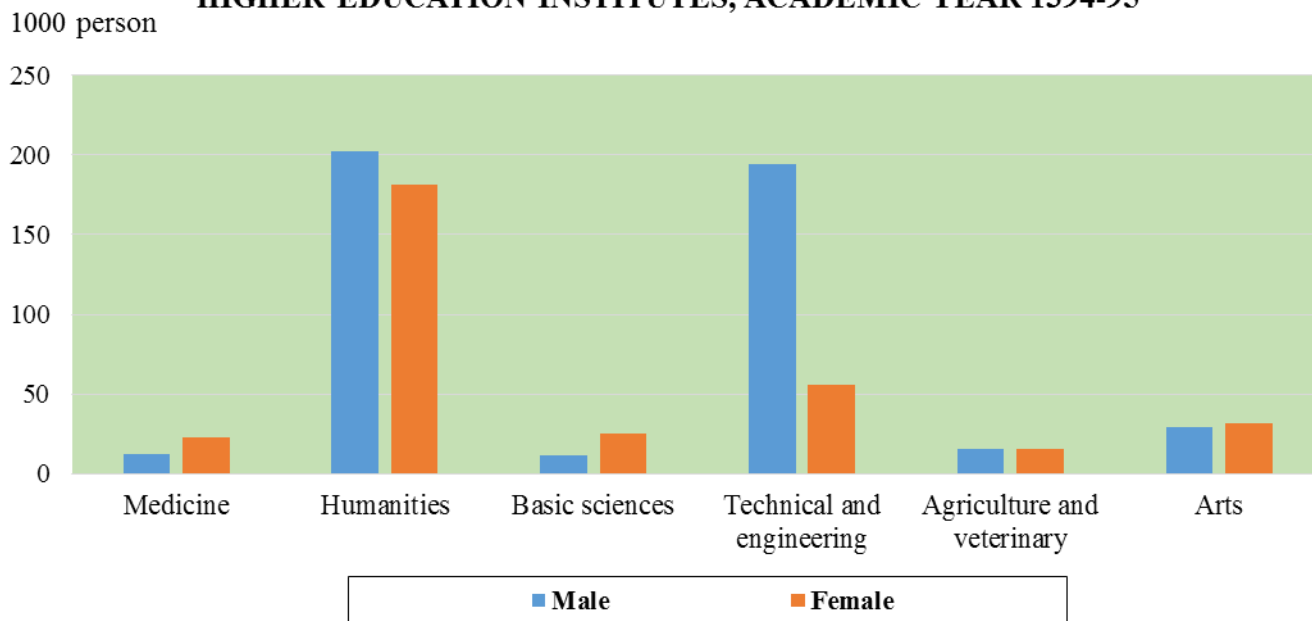
1. Excluding Islamic Azad University.

2. Excluding the Comprehensive University of Applied Science and Technology.

3. Statistics for the Comprehensive University of Applied Science and Technology are not presented by sex and are included in the total.

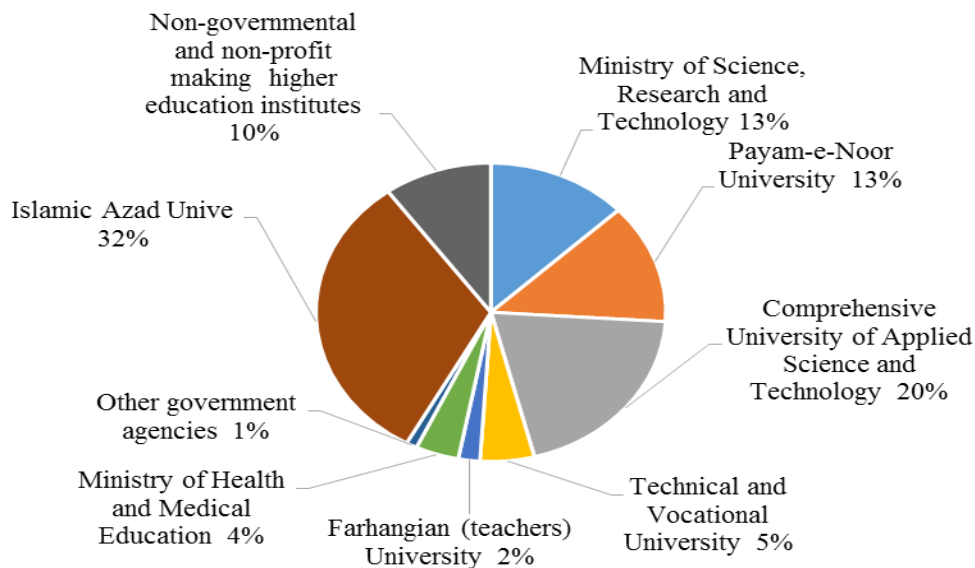
Source: Ministry of Science, Research and Technology.

17.6. GRADUATES OF DIFFERENT EDUCATIONAL COURSES AT HIGHER EDUCATION INSTITUTES, ACADEMIC YEAR 1394-95



For data see Table 17.29.

17.7. GRADUATES OF HIGHER EDUCATION INSTITUTES BY TYPE OF AFFILIATION TO THE GOVERNMENT AGENCY, ACADEMIC YEAR 1394-95



For data see Table 17.30.

17.31. GRADUATES OF DIFFERENT EDUCATIONAL COURSES AT HIGHER EDUCATION INSTITUTES⁽¹⁾ BY OSTAN AND SEX

Academic year and Ostan	Total			Associate's			Bachelor's		
	Both sexes	Male	Female	Both sexes	Male	Female	Both sexes	Male	Female
1379-80 ⁽²⁾	130411	72633	57778	38314	22937	15377	78251	39640	38611
1384-85.....	340246	168947	171299	142459	77262	65197	173689	76577	97112
1389-90 ⁽³⁾	570730	281468	219621	204871	92791	48006	312112	158603	147942
1390-91 ⁽³⁾	716096	389343	326753	197081	124915	72166	453216	227658	225558
1391-92.....	718801	394774	324027	226617	143618	82999	404421	205880	198541
1392-93.....	738260	413289	324971	183541	120252	63289	445125	233600	211525
1393-94.....	859697	505731	353966	246044	166542	79502	479961	263882	216079
1394-95.....	798736	466223	332513	195685	136823	58862	456415	247203	209212
East Azarbayejan.....	40709	25686	15023	8381	6652	1729	23815	13785	10030
West Azarbayejan.....	24417	14726	9691	6684	4892	1792	14861	8214	6647
Ardebil.....	11246	7058	4188	2637	1992	645	7581	4483	3098
Esfahan.....	52937	29348	23589	13203	8589	4614	31763	16248	15515
Alborz.....	18974	10023	8951	5121	3327	1794	11641	5470	6171
Ilam.....	7553	4492	3061	1955	1434	521	5262	2911	2351
Bushehr.....	12479	8505	3974	3658	2935	723	7991	5027	2964
Tehran.....	170239	95085	75154	35984	22701	13283	78059	40869	37190
Chaharmahal&Bakhtiyari ...	9260	5140	4120	2741	1844	897	5660	2829	2831
South Khorasan.....	8068	4893	3175	1782	1427	355	5232	2952	2280
Khorasan-e-Razavi.....	49302	27849	21453	12760	8747	4013	29563	15647	13916
North Khorasan.....	8156	4867	3289	2394	1726	668	5336	2923	2413
Khuzestan.....	42288	26305	15983	11594	8621	2973	26678	15369	11309
Zanjan.....	13069	8052	5017	2747	2114	633	7327	4256	3071
Semnan.....	16056	9110	6946	2656	1812	844	9517	5073	4444
Sistan&Baluchestan.....	15072	8771	6301	3372	2682	690	9831	5068	4763
Fars.....	39137	21700	17437	9711	6112	3599	24474	12841	11633
Qazvin.....	21263	12475	8788	5339	3533	1806	12916	7192	5724
Qom.....	11300	6476	4824	1964	1337	627	5774	3041	2733
Kordestan.....	10409	6143	4266	2863	1968	895	6633	3615	3018
Kerman.....	26321	15005	11316	7208	5220	1988	15229	7900	7329
Kermanshah.....	16174	9955	6219	4580	3423	1157	10220	5817	4403
Kohgiluyeh&Boyerahmad ..	8246	5464	2782	2306	1818	488	5334	3299	2035
Golestan.....	13110	7765	5345	3438	2494	944	7699	4109	3590
Gilan.....	27115	16184	10931	8034	5865	2169	15010	8135	6875
Lorestan.....	16601	10354	6247	4537	3282	1255	10723	6251	4472
Mazandaran.....	46062	26939	19123	11746	8286	3460	26255	14376	11879
Markazi.....	17853	11687	6166	4918	3601	1317	10019	6086	3933
Hormozgan.....	14036	8366	5670	4267	3156	1111	7815	4007	3808
Hamedan.....	15929	9048	6881	3518	2493	1025	9977	5218	4759
Yazd.....	15355	8752	6603	3587	2740	847	8220	4192	4028

17.31. GRADUATES OF DIFFERENT EDUCATIONAL COURSES AT HIGHER EDUCATION INSTITUTES ⁽¹⁾ BY OSTAN AND SEX (continued)

Academic year and Ostan	Master's			Professional doctorate			Speciality doctorate		
	Both sexes	Male	Female	Both sexes	Male	Female	Both sexes	Male	Female
1379-80 ⁽²⁾	7647	5943	1704	4478	2867	1611	1721	1246	475
1384-85.....	16542	10769	5773	4845	2452	2393	2711	1887	824
1389-90 ⁽³⁾	46151	25898	20253	3584	1486	2098	4012	2690	1322
1390-91 ⁽³⁾	56604	31727	24877	4000	1650	2350	5195	3393	1802
1391-92.....	75577	38818	36759	5344	2228	3116	6842	4230	2612
1392-93.....	97293	53023	44270	4899	2026	2873	7402	4388	3014
1393-94.....	120939	68906	52033	5222	2150	3072	7531	4251	3280
1394-95.....	132444	74980	57464	5803	2381	3422	8389	4836	3553
East Azarbayejan.....	7634	4808	2826	390	167	223	489	274	215
West Azarbayejan	2549	1443	1106	165	77	88	158	100	58
Ardebil	936	536	400	46	23	23	46	24	22
Esfahan.....	7008	4043	2965	391	141	250	572	327	245
Alborz	2032	1106	926	27	27	0	153	93	60
Ilam	303	137	166	22	7	15	11	3	8
Bushehr	787	526	261	33	14	19	10	3	7
Tehran	50719	28597	22122	1400	550	850	4077	2368	1709
Chaharmahal&Bakhtiari ...	725	392	333	89	48	41	45	27	18
South Khorasan	967	466	501	50	20	30	37	28	9
Khorasan-e-Razavi.....	6007	2969	3038	323	133	190	649	353	296
North Khorasan	426	218	208	0	0	0	0	0	0
Khuzestan.....	3485	2083	1402	296	101	195	235	131	104
Zanjan	2817	1602	1215	103	39	64	75	41	34
Semnan.....	3689	2101	1588	97	58	39	97	66	31
Sistan&Baluchestan	1571	881	690	201	83	118	97	57	40
Fars.....	4133	2372	1761	486	179	307	333	196	137
Qazvin	2844	1682	1162	87	37	50	77	31	46
Qom.....	3401	1980	1421	32	12	20	129	106	23
Kordestan	784	483	301	101	58	43	28	19	9
Kerman.....	3351	1670	1681	348	126	222	185	89	96
Kermanshah	1099	584	515	176	78	98	99	53	46
Kohgiluyeh&Boyerahmad ..	577	332	245	19	11	8	10	4	6
Golestan	1884	1125	759	60	20	40	29	17	12
Gilan.....	3782	2039	1743	141	55	86	148	90	58
Lorestan.....	1279	795	484	51	17	34	11	9	2
Mazandaran.....	7584	4032	3552	255	115	140	222	130	92
Markazi	2795	1937	858	61	28	33	60	35	25
Hormozgan.....	1810	1134	676	89	39	50	55	30	25
Hamedan	2186	1209	977	127	58	69	121	70	51
Yazd	3280	1698	1582	137	60	77	131	62	69

1. Including Islamic Azad University.

2. Academic years of 1379-80, excluding Comprehensive University of Applied Science and Technology.

3. In the academic years of 1389-90 and 1390-91, statistics presented by the Comprehensive University of Applied Science and Technology are not by sex, however, they are included in the total.

Source: Ministry of Science, Research and Technology.

17.32. PERMANENT CENTRES OF TECHNICAL AND VOCATIONAL TRAINING ORGANIZATION

Year and Ostan	Both sexes ⁽¹⁾	Only men	Only women
1380.....	474	236	197
1385.....	541	227	160
1390.....	595	295	156
1391.....	635	381	145
1392.....	673	374	159
1393.....	719	427	247
1394.....	698	239	169
1395.....	586	209	116
East Azarbayejan.....	23	9	0
West Azarbayejan.....	20	5	4
Ardebil.....	21	7	5
Esfahan.....	43	12	8
Alborz.....	8	0	1
Ilam.....	10	3	2
Bushehr.....	15	4	3
Tehran.....	22	15	3
Chaharmahal&Bakhtiyari.....	13	4	4
South Khorasan.....	15	5	3
Khorasan-e-Razavi.....	34	10	4
North Khorasan.....	10	6	1
Khuzestan.....	38	23	8
Zanjan.....	12	1	3
Semnan.....	11	5	4
Sistan&Baluchestan.....	24	10	9
Fars.....	42	22	12
Qazvin.....	10	4	3
Qom.....	7	3	2
Kordestan.....	12	4	1
Kerman.....	22	10	1
Kermanshah.....	19	2	2
Kohgiluyeh&Boyerahmad.....	11	3	4
Golestan.....	17	1	1
Gilan.....	21	0	2
Lorestan.....	17	8	5
Mazandaran.....	20	7	1
Markazi.....	20	10	9
Hormozgan.....	12	1	1
Hamedan.....	21	12	7
Yazd.....	16	3	3

1. Difference between the total and sum of parts is due to the permanent centres used for both sexes and is included in the total only.

Sources: Ministry of Cooperatives, Labour, and Social Welfare
Technical and Vocational Training Organization.

17.33. PERMANENT AND CONTRACTUAL INSTRUCTORS IN THE PERMANENT CENTRES OF TECHNICAL AND VOCATIONAL TRAINING ORGANIZATION

Year and Ostan	Both sexes	Male	Female
1380.....	1768	1602	166
1385.....	1549	1458	91
1390.....	1981	1789	192
1391.....	1938	1775	163
1392.....	2163	1946	217
1393.....	2063	1854	209
1394.....	2129	1949	180
1395⁽¹⁾.....	4224	2837	1387
East Azarbayejan.....	164	132	32
West Azarbayejan.....	153	102	51
Ardebil.....	84	52	32
Esfahan.....	308	173	135
Alborz.....	114	87	27
Ilam.....	110	67	43
Bushehr.....	91	60	31
Tehran.....	263	190	73
Chaharmahal&Bakhtiyari.....	76	46	30
South Khorasan.....	101	56	45
Khorasan-e-Razavi.....	231	168	63
North Khorasan.....	57	36	21
Khuzestan.....	228	162	66
Zanjan.....	73	34	39
Semnan.....	113	69	44
Sistan&Baluchestan.....	142	76	66
Fars.....	303	220	83
Qazvin.....	62	42	20
Qom.....	46	30	16
Kordestan.....	83	16	67
Kerman.....	188	128	60
Kermanshah.....	107	82	25
Kohgiluyeh&Boyerahmad.....	77	45	32
Golestan.....	111	93	18
Gilan.....	196	158	38
Lorestan.....	142	115	27
Mazandaran.....	214	174	40
Markazi.....	101	61	40
Hormozgan.....	72	47	25
Hamedan.....	115	68	47
Yazd.....	99	48	51

1. The significant increase in the number of permanent and contractual instructors in the year 1395 was due to the change in the employment status of the instructors.

Sources: Ministry of Cooperatives, Labour, and Social Welfare
Technical and Vocational Training Organization.

17.34. PERSONS COMPLETED COURSES IN PERMANENT CENTRES OF TECHNICAL AND VOCATIONAL TRAINING ORGANIZATION BY BROAD FIELD OF EDUCATION AND SEX

year and Ostan	Total			Industry			Services		
	Both sexes	Male	Female	Both sexes	Male	Female	Both sexes	Male	Female
1380.....	000	000	000	000	000	000	000	000	000
1385.....	000	000	000	000	000	000	000	000	000
1390.....	000	000	000	000	000	000	000	000	000
1391.....	000	000	000	000	000	000	000	000	000
1392.....	000	000	000	000	000	000	000	000	000
1393.....	322657	246431	76226	145824	129361	16463	91427	54558	36869
1394.....	376248	233198	143050	216127	191393	24734	89818	26403	63415
1395.....	823870	517594	306276	385171	345751	39420	254411	110231	144180
East Azarbayejan.....	37892	25689	12203	18882	17736	1146	12598	4755	7843
West Azarbayejan	24424	14706	9718	9112	8733	379	9324	3060	6264
Ardebil	18560	11186	7374	7822	6767	1055	5864	2069	3795
Esfahan.....	73549	45239	28310	32141	28890	3251	21368	10014	11354
Alborz	16892	11612	5280	8049	7095	954	5340	2808	2532
Ilam	12241	5935	6306	4387	3430	957	4034	1437	2597
Bushehr	20967	13173	7794	9369	8155	1214	8250	4461	3789
Tehran	48232	39814	8418	27093	25991	1102	17449	12558	4891
Chaharmahal&Bakhtiyari	14754	7455	7299	5444	4866	578	5132	1543	3589
South Khorasan	22299	10965	11334	9221	7719	1502	5768	2335	3433
Khorasan-e-Razavi.....	67359	41479	25880	24990	21454	3536	23625	12569	11056
North Khorasan	14185	10207	3978	9124	8062	1062	2138	987	1151
Khuzestan.....	43416	26645	16771	21633	19246	2387	10901	4392	6509
Zanjan	24225	12301	11924	9641	8239	1402	9382	3167	6215
Semnan.....	18269	11077	7192	8712	7673	1039	5245	2162	3083
Sistan&Baluchestan	25356	12003	13353	8819	8264	555	12242	3062	9180
Fars.....	49492	35475	14017	28594	25594	3000	10899	5231	5668
Qazvin	14707	9215	5492	6728	6385	343	5646	1889	3757
Qom.....	12226	7429	4797	5266	4515	751	3664	1757	1907
Kordestan	16059	10560	5499	8126	7565	561	5082	1664	3418
Kerman.....	24441	16729	7712	13472	12642	830	6192	2623	3569
Kermanshah	26559	17123	9436	14881	12603	2278	6399	2667	3732
Kohgiluyeh&Boyerahmad	9919	5613	4306	4103	3826	277	4091	1306	2785
Golestan	24196	16261	7935	13204	11984	1220	3954	1679	2275
Gilan.....	29495	19828	9667	16014	14051	1963	7139	3315	3824
Lorestan.....	17689	11732	5957	8735	7981	754	5837	2505	3332
Mazandaran.....	33963	21446	12517	16137	14725	1412	10508	3992	6516
Markazi	18533	11022	7511	9125	7867	1258	5045	1926	3119
Hormozgan.....	13674	9129	4545	7208	6625	583	3320	1562	1758
Hamedan	28189	15228	12961	10661	9210	1451	10472	4191	6281
Yazd	22108	11318	10790	8478	7858	620	7503	2545	4958

17.34. PERSONS COMPLETED COURSES IN PERMANENT CENTRES OF TECHNICAL AND VOCATIONAL TRAINING ORGANIZATION BY BROAD FIELD OF EDUCATION AND SEX (continued)

year and Ostan	Agriculture			Culture and art		
	Both sexes	Male	Female	Both sexes	Male	Female
1380.....	000	000	000	000	000	000
1385.....	000	000	000	000	000	000
1390.....	000	000	000	000	000	000
1391.....	000	000	000	000	000	000
1392.....	000	000	000	000	000	000
1393.....	49490	30104	19386	35916	32408	3508
1394.....	30311	12719	17592	39992	2683	37309
1395.....	98197	54425	43772	86091	7187	78904
East Azarbayejan.....	4158	2621	1537	2254	577	1677
West Azarbayejan	3693	2729	964	2295	184	2111
Ardebil	2588	2259	329	2286	91	2195
Esfahan.....	10459	4921	5538	9581	1414	8167
Alborz	2356	1563	793	1147	146	1001
Ilam	1823	863	960	1997	205	1792
Bushehr	1391	415	976	1957	142	1815
Tehran	1519	1082	437	2171	183	1988
Chaharmahal&Bakhtiyari ...	1580	774	806	2598	272	2326
South Khorasan.....	2214	716	1498	5096	195	4901
Khorasan-e-Razavi.....	11073	7057	4016	7671	399	7272
North Khorasan.....	2344	1138	1206	579	20	559
Khuzestan.....	5374	2641	2733	5508	366	5142
Zanjan	2214	722	1492	2988	173	2815
Semnan.....	2272	991	1281	2040	251	1789
Sistan&Baluchestan	1365	629	736	2930	48	2882
Fars.....	6385	4423	1962	3614	227	3387
Qazvin.....	1110	681	429	1223	260	963
Qom.....	1250	1003	247	2046	154	1892
Kordestan	1509	1206	303	1342	125	1217
Kerman.....	2360	1393	967	2417	71	2346
Kermanshah	3290	1628	1662	1989	225	1764
Kohgiluyeh&Boyerahmad ..	679	378	301	1046	103	943
Golestan	5312	2462	2850	1726	136	1590
Gilan.....	4744	2300	2444	1598	162	1436
Lorestan.....	1273	971	302	1844	275	1569
Mazandaran.....	5332	2684	2648	1986	45	1941
Markazi	1774	1004	770	2589	225	2364
Hormozgan.....	1863	894	969	1283	48	1235
Hamedan	2598	1591	1007	4458	236	4222
Yazd	2295	686	1609	3832	229	3603

Sources: Ministry of Cooperatives, Labour, and Social Welfare
Technical and Vocational Training Organization.

