

Introduction

Statistical data presented in this chapter comprise literacy status in various censuses, the country's formal education at general and higher levels, and non-formal technical and vocational training.

Formal education is divided into general and higher education:

General education, including primary, lower secondary, upper secondary and technical and vocational training, is under supervision of the Ministry of Education. It should be mentioned that since the academic year 1391-92, due to changes in the educational system, the educational level include primary school, lower secondary school, also known as first 3 years of Dabirestân and upper secondary school also known as second 3 years of Dabirestân.

High school graduates, after getting diploma and admission in the university entrance exam may start their higher education which leads to the following degrees: associates', bachelors', masters', Ph.D, and postdoctoral.

It should be noted that in addition to the universities and higher education institutes affiliated to the Ministry of Science, Research and Technology, Islamic Azad University independently admits student and offers educational services on higher levels.

The first official statistical yearbook of the Ministry of Culture was published in the year 1297 and included statistics on primary, secondary and higher education. In the second statistical yearbook of the Ministry of Culture published in the year 1305, statistics for school children and higher education students were presented comparatively for three academic years of 1301-1302, 1302-1303 and 1303-1304. These statistics have been produced on a yearly basis in the year 1305. Since the year 1343, statistics for school children have been published by the Ministry of Education. Activities for adult literacy training which began in the year 1334 has continued after the victory of the Islamic Revolution by the Literacy Movement Organization, founded in the year 1358. The Organization, from its very

establishment has regularly produced and presented statistics on its activities. The educational system of this organization has changed since the year 1390.

At present, the Ministry of Science, Research and Technology provide data on higher education.

The statistical information provided by the Ministry of Science, Research and Technology covers all the higher education institutes under the Ministry itself and those affiliated to other ministries and government organizations such as Ministry of Education, Ministry of Health and Medical Education, Ministry of Oil, Physical Education Organization, etc. The certificates issued by these institutes are approved by the Ministry of Science, Research and Technology.

Furthermore, data on the Technical and Vocational Training Organization have been a part of this chapter since the year 1375. The Organization was established in the year 1359 by merging Apprenticeship Funds with Vocational Education Centres and Apprenticeship Centres which were formerly responsible for vocational and technical training. The Organization started its activities under the supervision of the Ministry of Cooperatives, Labour and Social Welfare.

Moreover, the SCI provides general information on literacy status and educational attainment, as well as comparative changes, through the decennial National Population and Housing Censuses.

It should be mentioned that the Population and Housing Census used to be carried out every 10 years till the year 1385, but according to the government approval, it will be conducted every 5 years since then.

Notes:

1. Figures for teaching and clerical staff include government workers assigned to non-government schools.
2. Figures related to the number of schools at different educational levels do not necessarily indicate the number of buildings allocated to the educational levels. For example, if during the academic year, a building is used by both primary and lower secondary courses, but at different times of the day, the building would be considered twice in

statistics. This also applies to the number of classes held at different educational levels.

Definitions and concepts

Literate: based on the 1390 Population and Housing Census, all individuals who can read and write a simple text in Farsi or any other language, whether having or not having an official certificate are considered literate. All individuals who had the certificate of the first year primary school in the 1345 National Census of Population and Housing; all the first year primary school beginners and learners of the Adult education and literacy campaign in the 1355 National Census of Population and Housing; all the first year primary school beginners and learners of the Adult Literacy Movement in the 1365, 1375, and 1385 National Population and Housing Censuses, and in the 1370 Multi-round Population Survey were enumerated as literate. Literacy has been enquired in the 1335 National Population Census for individuals aged 10 and over, in the 1345 National Census of Population for individuals aged 7 and over and in the 1355, 1365, 1375, and 1385 National Censuses and 1370 Multi-round Population Survey for individuals aged 6 and over.

Urban and rural areas and settled population: see Chapter 3, Definitions and concepts.

Education: learning under formal education programme in Iran or abroad. Thus, learning in non-formal educational sectors (study in private language schools or by private tutor) is not considered as education.

Teaching Staff: people working at school in three groups of teachers, management and educational quality increasing. Occupations in teacher group comprise primary- school teacher, lower and upper secondary school teacher, vocational school teacher and vocational school trainer. Occupations in management group is composed of principal, assistant for developing life and social skills, assistant for technology, executive assistant, assistant for public affairs and assistant for education. occupations in educational quality increasing group consist of consultant, educational and life skills affairs trainer, health caregiver- in-charge of division, in-charge of education, in-charge of boarding school, responsible person for literacy movement complex, responsible person of rehabilitation and computer site. operator.

Educational level: a complete educational course which results in receiving an educational degree such

as primary, lower secondary, associate, masters, Ph.D., professional and subspeciality.

Student: a person who is studying in one of the educational levels based on the educational regulations.

Special education: education for children and teenagers who are unruly, physically or mentally retarded, and /or suffer from learning disabilities and illness. It encompasses pre-school, primary, Lower-secondary (First 3 Years of Dabirestân), upper-secondary (Second 3 Years High school) and technical and vocational training courses.

Primary education: is an educational period in which students starts their education at the age of 6 for a duration of 6 years and receive a certificate after passing the determined educational grades.

Lower secondary education (First 3 Years of High school): a general educational course in which students are instructed immediately after primary school. After passing the a three-year course, the students will receive the lower secondary certificate.

Upper secondary education (Second 3 Years of Dabirestân): a course in which the students are admitted after completing lower secondary course and then are guided to technical and vocational or work and knowledge. The students who pass the determined units receive the upper secondary school diploma.

Adult student: is a student who has not had the qualification for in-day primary and secondary education; however, he/she continues his/her study in specified adult schools.

Adults general education: the educational level of this course corresponds with the lower secondary course (a 3 year course) and provides educational opportunity for those who do not have the qualification for in- day education because of their age or other conditions.

Adults complementary education: education in this course is similar to lower secondary education and provides educational opportunities for those who do not have the qualification for in- day education because of their age or other qualities.

Literacy education course: a course for educating an illiterate person with more than 10 years of age who is not able to be educated within the national educational system. This course equals to the third grade of elementary school in the national

educational system.

Transition course: a course equals to the fifth grade of elementary school for those who have passed the complementary, final, and literacy movement courses or have passed the third or fourth grades of elementary school but they do not have necessary qualifications to continue their education in formal educational system.

Stabilization course: a course which provides the opportunity of continuation, stability and application of what have been learned for those who have finished the literacy education course and do not tend to continue their education.

Learner covered by Literacy Movement Organization: refers to an illiterate and low-literate person aged over 10 who cannot study in formal educational system and enrolls in the courses of Literacy Movement Organization.

Learner completing the course: refers to the learner who successfully passed the final exams of the course.

University student: every admitted person who enrolls in one of the official educational courses of higher education based on specified criteria and is studying at the university

Higher education institute: an organization which admits students having diploma, pre-university or higher certificate in order to provide higher education and research services and grants associate's or higher degrees to graduates.

University: the highest institute of higher education courses which is established by the authorization of the Council for High Education Development and comprises at least three faculties.

Full time instructor of higher education institute: an individual who is employed based on the specified criteria and has to work all his/her working hours in the institute of his/ her working place.

Part time teachers of higher education institute: an individual who renders theoretical or operational educational services for a certain period.

Enrolled students in higher education institute: an individual who was admitted and enrolled in one of the higher education institutes, based on the specified standards.

Graduated students from higher education institutes: an individual who has completed successfully one of the educational fields of the higher education and attained educational degree based on the specified criteria.

Technical and Vocational Training Organization

Trainees: individuals who attend the training centres of the organization for a certain period to acquire a particular vocation, retraining or upgrading skill.

Permanent Technical and Vocational Training Centres: government places consisting of at least five training workshops with a legal identity and an organizational chart approved by Vice Presidency for Strategic Planning and Supervision (former Management and Planning Organization).

Selected information

According to the results of the 1365, 1375, 1385, 1390 and 1395 Population and Housing Censuses, the highest literacy rates among males aged 6 and over were 71.0%, 84.7%, 88.7%, 88.4% and 91%, while literacy rates for females were 52.1, 74.2, 80.3, 81.1 and 84.2 percent, respectively.

During the academic year 1396-97, more than 7 million 878 thousand persons were studying at primary schools, more than 3 million 193 thousand persons were at lower secondary schools, and more than 2 million 239 thousand persons were at upper secondary schools which shows a rise of 3 percent in primary school compared to the previous year

During the same academic year, about 936000 students were at pre-school level that increased by over 11.8% compared to the previous academic year. The number of special students was more than 75,000, showing an increase of about 2.1% compared to the previous academic year.

Total number of university students over the academic year 1396-97 was more than 3 million and 616 thousand, indicating a decrease of about 11.2%, compared to the previous year.

Out of the total students, about 18.1 percent of students were studying for associate's, about 57.4 percent for bachelor's, about 18.1 percent for master's and 6.3 percent for professional and specialty doctorate's.

Over the academic year 1395-96, out of about 780,000 graduates from universities and higher education institutes, the graduates in technical and engineering courses, humanities, arts, agriculture and veterinary, medicine, and basic sciences accounted for 29.6, 49.8, 7.6, about 3.4, 4.8 and 4.7, percent, respectively.

17.1. LITERATE POPULATION IN URBAN AND RURAL AREAS BY SEX (1000 persons)

Description	Both sexes	Male	Female
<i>Total country</i>			
1345 Census.....	5556	3928	1628
1355 Census.....	12877	8198	4679
1365 Census ⁽¹⁾	23913	14078	9835
1370 Census ⁽¹⁾	33966	19091	14875
1375 Census ⁽¹⁾	41582	22465	19118
1385 Census ⁽¹⁾	54082	28835	25247
1390 Census ⁽¹⁾	57362	30126	27236
1395 Census⁽¹⁾.....	62667	32913	29754
<i>Urban areas</i>			
1345 Census.....	3833	2442	1390
1355 Census.....	8628	5145	3483
1365 Census.....	15507	8765	6742
1370 Census.....	21725	11903	9822
1375 Census.....	27857	14861	12996
1385 Census.....	39096	20625	18471
1390 Census.....	43048	22358	20690
1395 Census.....	48305	25048	23257
<i>Rural areas</i>			
1345 Census.....	1723	1485	238
1355 Census.....	4249	3053	1196
1365 Census.....	8371	5287	3084
1370 Census.....	12128	7114	5014
1375 Census.....	13661	7565	6096
1385 Census.....	14939	8183	6756
1390 Census.....	14287	7752	6534
1395 Census.....	14334	7849	6485

1. Difference between the total and sum of urban and rural areas is due to the inclusion of literate unsettled population in the total.

Sources: Ministry of the Interior;
- Statistical Centre of Iran.

17.2. POPULATION AGED 6 AND OVER, NUMBER OF LITERATE PEOPLE AND LITERACY RATE BY SEX AND AGE (1000 persons-percent)

Sex and age group	1345 Census			1355 Census		
	Population	Literate	Literacy rate	Population	Literate	Literacy rate
Both sexes	19372	5556	28.7	27113	12877	47.5
6-9 years	2372	886 ⁽¹⁾	37.4 ⁽¹⁾	4110	2943	71.6
10-14 years	3098	1579	51.0	4303	3184	74.0
15-19 years	2181	892	40.9	3600	2196	61.0
20-24 years	1723	546	31.7	2792	1393	49.9
25-29 years	1699	402	23.7	2112	881	41.7
30-34 years	1723	320	18.6	1707	598	35.0
35-39 years	1461	268	18.3	1627	459	28.2
40-44 years	1360	229	16.8	1669	371	22.2
45-49 years	866	148	17.1	1389	284	20.5
50-54 years	767	91	11.9	1329	244	18.4
55-59 years	437	52	11.9	704	129	18.3
60-64 years	691	63	9.1	584	75	12.8
65 years and over	993	80	8.1	1186	120	10.1
Not specified	0	0	××	0	0	××
Male	10023	3928	39.2	13926	8198	58.9
6-9 years	1230	179 ⁽¹⁾	47.1 ⁽¹⁾	2129	1727	81.1
10-14 years	1639	1059	64.6	2259	1937	85.8
15-19 years	1087	595	54.7	1819	1348	74.1
20-24 years	810	380	46.9	1341	880	65.6
25-29 years	825	299	36.2	1010	581	57.5
30-34 years	892	249	27.9	842	416	49.4
35-39 years	789	208	26.4	825	338	41.0
40-44 years	761	187	24.6	895	288	32.2
45-49 years	492	124	25.2	751	219	29.2
50-54 years	385	75	19.5	732	196	26.8
55-59 years	229	44	19.2	397	105	26.5
60-64 years	356	56	15.7	301	62	20.6
65 years and over	530	72	13.6	624	100	16.0
Not specified	0	0	××	0	0	××
Female	9348	1628	17.4	13187	4679	35.5
6-9 years	1143	307 ⁽¹⁾	26.9 ⁽¹⁾	1981	1216	61.4
10-14 years	1459	520	35.6	2044	1247	61.0
15-19 years	1094	297	27.2	1782	848	47.6
20-24 years	912	166	18.2	1451	512	35.3
25-29 years	874	103	11.8	1101	299	27.2
30-34 years	831	71	8.5	865	182	21.0
35-39 years	672	60	8.9	801	121	15.1
40-44 years	600	41	6.8	773	83	10.7
45-49 years	374	24	6.4	638	65	10.2
50-54 years	383	15	3.9	597	48	8.0
55-59 years	209	8	3.8	307	24	7.8
60-64 years	335	7	2.1	283	14	5.0
65 years and over	463	8	1.7	562	20	3.6
Not specified	0	0	××	0	0	××

17.2. POPULATION AGED 6 AND OVER, NUMBER OF LITERATE PEOPLE AND LITERACY RATE BY SEX AND AGE (continued)
(1000 persons-percent)

Sex and age group	1365 Census			1370 Multi-round Survey		
	Population	Literate	Literacy rate	Population	Literate	Literacy rate
Both sexes	38709	23913	61.8	45856	33966	74.1
6-9 years	5835	4822	82.6	7195	6635	92.2
10-14 years	5903	5025	85.1	7547	7056	93.5
15-19 years	5192	4073	78.5	5909	5275	89.3
20-24 years	4194	2971	70.8	4947	4128	83.4
25-29 years	3652	2239	61.3	4005	3079	76.9
30-34 years	2928	1570	53.6	3504	2419	69.0
35-39 years	2117	965	45.6	2867	1782	62.2
40-44 years	1655	639	38.6	2038	1094	53.7
45-49 years	1585	482	30.4	1579	733	46.4
50-54 years	1599	380	23.8	1571	572	36.4
55-59 years	1338	283	21.2	1443	434	30.1
60-64 years	1185	227	19.2	1303	318	24.4
65 years and over	1502	226	15.1	1890	418	22.1
Not specified	24	11	45.8	58	23	39.7
Male	19822	14078	71.0	23675	19091	80.6
6-9 years	2981	2621	87.9	3675	3454	94.0
10-14 years	3054	2780	91.0	3902	3746	96.0
15-19 years	2660	2294	86.2	3058	2856	93.4
20-24 years	2104	1725	82.0	2520	2280	90.5
25-29 years	1840	1365	74.2	2012	1737	86.3
30-34 years	1481	1004	67.8	1780	1426	80.1
35-39 years	1044	635	60.8	1462	1099	75.2
40-44 years	834	441	52.9	1028	702	68.3
45-49 years	819	352	43.0	798	489	61.3
50-54 years	857	288	33.6	822	406	49.4
55-59 years	715	214	29.9	793	323	40.7
60-64 years	652	179	27.5	723	241	33.3
65 years and over	768	173	22.5	1066	320	30.0
Not specified	14	7	50.0	36	14	38.9
Female	18887	9835	52.1	22181	14875	67.1
6-9 years	2854	2201	77.1	3520	3181	90.4
10-14 years	2850	2245	78.8	3646	3309	90.8
15-19 years	2532	1778	70.2	2851	2419	84.9
20-24 years	2090	1246	59.6	2427	1848	76.1
25-29 years	1813	874	48.2	1993	1342	67.3
30-34 years	1447	566	39.1	1724	994	57.7
35-39 years	1073	330	30.8	1404	683	48.7
40-44 years	822	198	24.1	1010	392	38.8
45-49 years	766	130	17.0	780	244	31.3
50-54 years	742	91	12.3	750	166	22.1
55-59 years	622	69	11.1	650	111	17.1
60-64 years	533	48	9.0	580	77	13.3
65 years and over	734	53	7.2	824	98	11.9
Not specified	10	4	40.0	22	10	45.5

17.2. POPULATION AGED 6 AND OVER, NUMBER OF LITERATE PEOPLE AND LITERACY RATE BY SEX AND AGE (continued)
(1000 persons-percent)

Sex and age group	1375 Census			1385 Census		
	Population	Literate	Literacy rate	Population	Literate	Literacy rate
Both sexes	52295	41582	79.5	63920	54082	84.6
6-9 years	6891	6361	92.3	4397	4049	92.1
10-14 years	9081	8740	96.2	6709	6550	97.6
15-19 years	7116	6718	94.4	8727	8463	97.0
20-24 years	5222	4739	90.8	9011	8680	96.3
25-29 years	4709	4067	86.4	7225	6822	94.4
30-34 years	3980	3222	81.0	5554	5045	90.8
35-39 years	3572	2614	73.2	4921	4239	86.1
40-44 years	2812	1844	65.6	4089	3274	80.1
45-49 years	2013	1127	56.0	3523	2535	72.0
50-54 years	1529	719	47.0	2755	1746	63.4
55-59 years	1367	502	36.7	1888	1021	54.1
60-64 years	1383	375	27.1	1464	641	43.8
65 years and over	2595	538	20.7	3657	1017	27.8
Not specified	26	15	57.7	0	0	××
Male	26534	22465	84.7	32494	28835	88.7
6-9 years	3510	3291	93.8	2250	2076	92.3
10-14 years	4622	4504	97.5	3441	3368	97.9
15-19 years	3580	3444	96.2	4443	4324	97.3
20-24 years	2566	2419	94.3	4512	4375	97.0
25-29 years	2366	2172	91.8	3660	3519	96.2
30-34 years	2013	1779	88.4	2838	2677	94.3
35-39 years	1818	1501	82.6	2512	2308	91.9
40-44 years	1431	1110	77.6	2082	1836	88.2
45-49 years	990	702	70.9	1792	1476	82.4
50-54 years	769	477	62.0	1386	1064	76.8
55-59 years	717	360	50.2	924	645	69.8
60-64 years	754	284	37.7	726	430	59.2
65 years and over	1382	411	29.7	1928	738	38.3
Not specified	15	10	66.7	0	0	××
Female	25761	19118	74.2	31426	25247	80.3
6-9 years	3381	3070	90.8	2147	1974	91.9
10-14 years	4458	4236	95.0	3267	3182	97.4
15-19 years	3536	3274	92.6	4284	4139	96.6
20-24 years	2656	2320	87.4	4500	4305	95.7
25-29 years	2343	1895	80.9	3565	3303	92.7
30-34 years	1967	1443	73.4	2716	2368	87.2
35-39 years	1754	1113	63.5	2410	1931	80.1
40-44 years	1381	735	53.2	2007	1439	71.7
45-49 years	1023	425	41.5	1730	1059	61.2
50-54 years	760	242	31.8	1369	681	49.7
55-59 years	649	142	21.9	964	376	39.0
60-64 years	629	90	14.3	738	211	28.6
65 years and over	1213	127	10.5	1728	279	16.2
Not specified	10	5	50.0	0	0	××

17.2. POPULATION AGED 6 AND OVER, NUMBER OF LITERATE PEOPLE AND LITERACY RATE BY SEX AND AGE (continued)
(1000 persons-percent)

Sex and age group	1390 Census			1395 Census		
	Population	Literate	Literacy rate	Population	Literate	Literacy rate
Both sexes.....	67682	57362	84.8	71506	62667	87.6
6-9 years	4437	4079	91.9	5084	4841	95.2
10-14 years	5671	5545	97.8	5688	5612	98.7
15-19 years	6607	6406	97.0	5459	5340	97.8
20-24 years	8414	8065	95.9	6393	6201	97.0
25-29 years	8673	8234	94.9	8201	7905	96.4
30-34 years	6972	6486	93.0	8601	8254	96.0
35-39 years	5571	4948	88.8	7038	6607	93.9
40-44 years	4907	4152	84.6	5518	4973	90.1
45-49 years	4030	3173	78.7	4833	4114	85.1
50-54 years	3527	2432	69.0	3926	3073	78.3
55-59 years	2680	1617	60.3	3351	2306	68.8
60-64 years	1863	919	49.3	2543	1527	60.1
65 years and over	4297	1283	29.9	4872	1912	39.3
Not specified	31	23	74.2	0	0	××
Male	34080	30126	88.4	36168	32913	91.0
6-9 years	2274	2093	92.0	2605	2481	95.2
10-14 years	2888	2827	97.9	2911	2874	98.7
15-19 years	3347	3250	97.1	2786	2726	97.9
20-24 years	4202	4042	96.2	3237	3146	97.2
25-29 years	4355	4152	95.3	4143	4013	96.8
30-34 years.....	3516	3320	94.4	4340	4196	96.7
35-39 years	2850	2604	91.4	3572	3414	95.6
40-44 years	2486	2232	89.8	2814	2632	93.6
45-49 years	2027	1755	86.6	2454	2228	90.8
50-54 years	1765	1401	79.4	1976	1710	86.6
55-59 years	1327	978	73.7	1670	1330	79.7
60-64 years	881	574	65.2	1253	920	73.5
65 years and over	2142	883	41.2	2406	1243	51.7
Not specified	20	15	75.0	0	0	××
Female	33602	27236	81.1	35339	29754	84.2
6-9 years	2164	1986	91.8	2479	2360	95.2
10-14 years	2783	2717	97.6	2777	2738	98.6
15-19 years	3260	3156	96.8	2673	2614	97.8
20-24 years.....	4213	4023	95.5	3156	3055	96.8
25-29 years	4318	4082	94.5	4058	3892	95.9
30-34 years	3456	3166	91.6	4260	4059	95.3
35-39 years	2721	2344	86.1	3465	3193	92.1
40-44 years	2420	1920	79.3	2704	2341	86.6
45-49 years	2003	1418	70.8	2379	1887	79.3
50-54 years	1762	1031	58.5	1950	1363	69.9
55-59 years	1353	639	47.2	1681	976	58.1
60-64 years	982	344	35.0	1290	607	47.0
65 years and over	2155	400	18.6	2466	669	27.1
Not specified	12	9	75.0	0	0	××

1. People aged 7 and over were not asked on literacy status in the 1345 Census.

Source: Statistical Centre of Iran.

17.3. NUMBER OF LITERATE PEOPLE AND LITERACY RATE AMONG POPULATION AGED SIX AND OVER IN URBAN AND RURAL AREAS BY SEX AND OSTAN, 1395 CENSUS
(1000 persons- percent)

Ostan	Total								
	Population aged six and over			Literate			Literacy rate		
	Both sexes	Male	Female	Both sexes	Male	Female	Both sexes	Male	Female
Total country	71506	36168	35339	62667	32913	29754	87.6	91.0	84.2
East Azarbayejan.....	3526	1791	1735	2987	1600	1386	84.7	89.3	79.9
West Azarbayejan	2901	1470	1430	2380	1297	1082	82.0	88.2	75.7
Ardebil	1141	583	558	948	517	430	83.1	88.8	77.1
Esfahan.....	4643	2354	2289	4176	2181	1994	89.9	92.7	87.1
Alborz	2466	1250	1216	2274	1178	1097	92.2	94.2	90.2
Ilam	522	265	257	443	236	207	84.9	89.1	80.6
Bushehr	1025	550	475	914	505	409	89.2	91.9	86.1
Tehran	12118	6083	6035	11258	5757	5502	92.9	94.6	91.2
Chaharmahal&Bakhtiyari ...	837	425	412	709	381	328	84.7	89.5	79.7
South Khorasan	669	339	330	581	306	274	86.8	90.4	83.0
Khorasan-e-Razavi.....	5649	2841	2808	5032	2612	2421	89.1	91.9	86.2
North Khorasan	759	380	379	632	334	298	83.3	87.9	78.7
Khuzestan	4136	2093	2044	3569	1884	1685	86.3	90.0	82.5
Zanjan	943	476	467	800	425	375	84.8	89.3	80.3
Semnan.....	638	324	314	583	302	281	91.5	93.4	89.5
Sistan&Baluchestan	2280	1147	1132	1733	931	802	76.0	81.2	70.8
Fars	4372	2215	2157	3884	2030	1854	88.8	91.6	85.9
Qazvin	1145	584	561	1015	538	477	88.6	92.0	85.1
Qom	1139	580	559	1011	532	479	88.7	91.6	85.7
Kordestan	1435	726	708	1170	638	531	81.5	87.8	75.0
Kerman	2786	1424	1362	2380	1247	1134	85.4	87.5	83.2
Kermanshah	1771	893	878	1497	798	699	84.5	89.4	79.6
Kohgiluyeh&Boyerahmad ..	626	316	309	528	282	246	84.4	89.2	79.4
Golestan	1642	822	819	1413	745	669	86.1	90.6	81.6
Gilan.....	2355	1178	1177	2056	1072	984	87.3	91.0	83.6
Lorestan.....	1569	793	776	1302	692	610	83.0	87.2	78.6
Mazandaran.....	3023	1521	1502	2681	1398	1283	88.7	91.9	85.4
Markazi	1296	657	639	1127	598	529	87.0	91.1	82.8
Hormozgan.....	1532	782	750	1346	709	637	87.8	90.7	84.9
Hamedan	1565	790	774	1329	709	621	85.0	89.6	80.2
Yazd	998	514	484	907	478	429	90.9	92.9	88.6

17.3. NUMBER OF LITERATE PEOPLE AND LITERACY RATE AMONG POPULATION AGED SIX AND OVER IN URBAN AND RURAL AREAS BY SEX AND OSTAN, 1390 CENSUS (continued)
(1000 persons- percent)

Ostan	Urban areas								
	Population aged six and over			Literate			Literacy rate		
	Both sexes	Male	Female	Both sexes	Male	Female	Both sexes	Male	Female
Total country	53208	26791	26416	48305	25048	23257	90.8	93.5	88.0
East Azarbayejan	2547	1285	1262	2244	1184	1060	88.1	92.1	84.0
West Azarbayejan.....	1908	959	949	1645	877	768	86.2	91.4	81.0
Ardebil.....	778	395	382	679	364	315	87.3	92.1	82.3
Esfahan	4093	2070	2023	3723	1933	1790	91.0	93.4	88.5
Alborz.....	2284	1154	1130	2120	1094	1026	92.8	94.8	90.8
Ilam.....	356	180	176	315	166	149	88.4	92.0	84.7
Bushehr.....	736	386	349	668	359	308	90.8	93.0	88.3
Tehran.....	11390	5696	5694	10645	5421	5224	93.5	95.2	91.8
Chaharmahal&Bakhtiari...	541	274	267	480	254	226	88.7	92.6	84.7
South Khorasan	394	200	194	363	189	174	92.2	94.6	89.7
Khorasan-e-Razavi	4153	2082	2072	3820	1962	1858	92.0	94.2	89.7
North Khorasan	428	215	214	384	199	185	89.6	92.8	86.4
Khuzestan	3142	1583	1559	2820	1469	1351	89.7	92.8	86.7
Zanjan.....	636	321	315	568	298	270	89.3	92.9	85.5
Semnan	509	256	253	475	243	232	93.2	94.8	91.7
Sistan&Baluchestan.....	1121	570	551	943	503	440	84.2	88.4	79.8
Fars	3084	1555	1530	2824	1457	1366	91.5	93.7	89.3
Qazvin	856	434	421	782	409	373	91.4	94.2	88.5
Qom	1083	550	534	966	506	461	89.2	92.0	86.3
Kordestan.....	1015	512	503	866	465	401	85.3	90.8	79.7
Kerman	1648	841	807	1471	766	705	89.3	91.1	87.4
Kermanshah	1332	666	666	1167	611	557	87.6	91.6	83.6
Kohgiluyeh&Boyerahmad..	349	177	172	314	166	149	90.0	93.7	86.1
Golestan.....	889	443	446	804	416	388	90.4	93.8	87.0
Gilan	1489	739	749	1377	703	674	92.5	95.0	90.0
Lorestan	1016	508	508	883	460	423	86.9	90.5	83.4
Mazandaran	1747	873	874	1609	826	784	92.1	94.6	89.6
Markazi.....	994	503	492	903	472	431	90.8	94.0	87.6
Hormozgan	843	432	411	779	407	371	92.4	94.4	90.3
Hamedan.....	993	497	496	885	461	423	89.1	92.9	85.3
Yazd	850	434	416	782	408	374	92.0	93.9	90.0

17.3. NUMBER OF LITERATE PEOPLE AND LITERACY RATE AMONG POPULATION AGED SIX AND OVER IN URBAN AND RURAL AREAS BY SEX AND OSTAN, 1395 CENSUS (continued)
(1000 persons- percent)

Ostan	Rural areas								
	Population aged six and over			Literate			Literacy rate		
	Both sexes	Male	Female	Both sexes	Male	Female	Both sexes	Male	Female
Total country	18255	9353	8902	14334	7849	6485	78.5	83.9	72.9
East Azarbayejan.....	979	506	473	742	416	326	75.8	82.3	68.9
West Azarbayejan.....	992	511	482	735	421	314	74.0	82.3	65.2
Ardebil.....	363	188	176	269	154	115	74.1	81.9	65.8
Esfahan.....	551	285	266	452	248	204	82.1	87.1	76.8
Alborz.....	182	96	86	155	84	71	85.0	87.4	82.3
Ilam.....	166	85	81	128	71	58	77.5	83.1	71.7
Bushehr.....	287	163	125	245	146	100	85.3	89.5	79.9
Tehran.....	727	386	341	613	336	278	84.3	86.9	81.4
Chaharmahal&Bakhtiari...	295	151	144	229	127	102	77.4	83.9	70.6
South Khorasan.....	275	139	136	217	117	100	79.1	84.5	73.6
Khorasan-e-Razavi.....	1495	759	736	1212	650	562	81.1	85.6	76.4
North Khorasan.....	330	165	165	248	134	113	75.1	81.5	68.7
Khuzestan.....	990	507	483	747	414	334	75.5	81.6	69.1
Zanjan.....	307	155	152	232	127	105	75.7	81.8	69.4
Semnan.....	128	67	61	109	59	49	84.5	88.3	80.3
Sistan&Baluchestan.....	1157	577	580	789	428	362	68.2	74.2	62.3
Fars.....	1272	652	620	1050	567	483	82.5	86.9	77.9
Qazvin.....	289	149	139	233	128	104	80.6	85.9	74.9
Qom.....	56	31	25	44	26	18	79.6	84.9	73.1
Kordestan.....	420	214	205	303	173	130	72.3	80.7	63.4
Kerman.....	1135	581	554	907	479	428	79.9	82.4	77.3
Kermanshah.....	434	224	210	327	186	141	75.4	82.9	67.4
Kohgiluyeh&Boyerahmad..	275	139	136	213	116	97	77.4	83.7	71.0
Golestan.....	751	378	373	608	328	280	81.0	86.8	75.1
Gilan.....	866	438	427	679	370	310	78.5	84.3	72.4
Lorestan.....	551	284	267	417	231	186	75.7	81.4	69.7
Mazandaran.....	1276	648	628	1072	573	499	84.0	88.4	79.5
Markazi.....	301	154	147	224	126	98	74.4	81.7	66.7
Hormozgan.....	687	349	338	566	301	265	82.3	86.2	78.4
Hamedan.....	570	293	277	444	247	197	77.9	84.2	71.1
Yazd.....	147	79	68	124	70	54	84.1	87.5	80.1

Source: Statistical Centre of Iran.

17.4. PRIVATE HOUSEHOLDS BY SEX OF THE HEAD OF HOUSEHOLD, NUMBER OF MEMBERS, AND NUMBER OF LITERATE AND ILLITERATE MEMBERS, 1395 CENSUS

Sex of the head and number of members	Total	Literate				
		None	1 person	2 persons	3 persons	4 persons and more
Both sexes	24129490	1789612	2627036	7972207	5955998	5773984
1 person	2046317	942862	1098292	××	××	××
2 persons	4987977	700646	858153	3427118	××	××
3 persons	6866620	85351	512665	3251250	3015770	××
4 persons	6673118	36155	115490	1122090	2343937	3054209
5 persons	2463012	13027	29804	136452	497842	1785464
6 persons	723814	5732	8065	26209	75757	607950
7 persons	233745	2883	2678	6136	16632	205360
8 persons	83533	1545	1022	1863	4203	74880
9 persons	30796	743	474	628	1204	27741
10 persons and more	20558	668	393	461	653	18380
Male	21067737	946483	1668169	7303870	5564948	5575751
1 person	686764	164174	519192	××	××	××
2 persons	4154085	650109	522575	2979554	××	××
3 persons	6346293	76316	476814	3060173	2731498	××
4 persons	6452935	33220	109405	1098290	2253508	2957321
5 persons	2380953	11963	28316	131984	484845	1723440
6 persons	694654	5293	7580	25179	73184	583319
7 persons	223299	2652	2524	5873	16089	196106
8 persons	79768	1431	953	1776	4049	71539
9 persons	29355	704	444	603	1152	26446
10 persons and more	19631	621	366	438	623	17580
Female	3061753	843129	958867	668337	391050	198233
1 person	1359553	778688	579100	××	××	××
2 persons	833892	50537	335578	447564	××	××
3 persons	520327	9035	35851	191077	284272	××
4 persons	220183	2935	6085	23800	90429	96888
5 persons	82059	1064	1488	4468	12997	62024
6 persons	29160	439	485	1030	2573	24631
7 persons	10446	231	154	263	543	9254
8 persons	3765	114	69	87	154	3341
9 persons	1441	39	30	25	52	1295
10 persons and more	927	47	27	23	30	800

17.4. PRIVATE HOUSEHOLDS BY SEX OF THE HEAD OF HOUSEHOLD, NUMBER OF MEMBERS AND NUMBER OF LITERATE AND ILLITERATE MEMBERS, 1395 CENSUS (continued)

Sex of the head and number of members	Illiterate					Not stated
	None	1 person	2 persons	3 persons	4 persons and more	
Both sexes	17997430	3895670	1965842	192580	67315	10653
1 person	1098292	942862	xx	xx	xx	5163
2 persons	3492662	798944	694311	xx	xx	2060
3 persons	5636087	731111	444971	52867	xx	1584
4 persons	5540431	708280	365557	45054	12559	1237
5 persons	1736579	433100	239930	38342	14638	423
6 persons	373608	182696	126937	26557	13915	101
7 persons	85960	64464	57112	15579	10574	56
8 persons	23214	22318	23173	7831	6977	20
9 persons	7010	7599	8628	3537	4016	6
10 persons and more	3587	4296	5223	2813	4636	3
Male	16432257	2516205	1871226	178285	61248	8516
1 person	519192	164174	xx	xx	xx	3398
2 persons	2999418	505048	647772	xx	xx	1847
3 persons	5310026	565197	423484	46094	xx	1492
4 persons	5422309	624763	352320	41742	10610	1191
5 persons	1701792	396811	232620	36247	13078	405
6 persons	363838	169027	123437	25430	12823	99
7 persons	83167	59522	55607	15038	9910	55
8 persons	22355	20677	22543	7577	6596	20
9 persons	6713	7010	8389	3419	3818	6
10 persons and more	3447	3976	5054	2738	4413	3
Female	1565173	1379465	94616	14295	6067	2137
1 person	579100	778688	xx	xx	xx	1765
2 persons	493244	293896	46539	xx	xx	213
3 persons	326061	165914	21487	6773	xx	92
4 persons	118122	83517	13237	3312	1949	46
5 persons	34787	36289	7310	2095	1560	18
6 persons	9770	13669	3500	1127	1092	2
7 persons	2793	4942	1505	541	664	1
8 persons	859	1641	630	254	381	0
9 persons	297	589	239	118	198	0
10 persons and more	140	320	169	75	223	0

Source: Statistical Centre of Iran.

17.5. STUDENTS AND TEACHING STAFF AT DIFFERENT EDUCATIONAL LEVELS

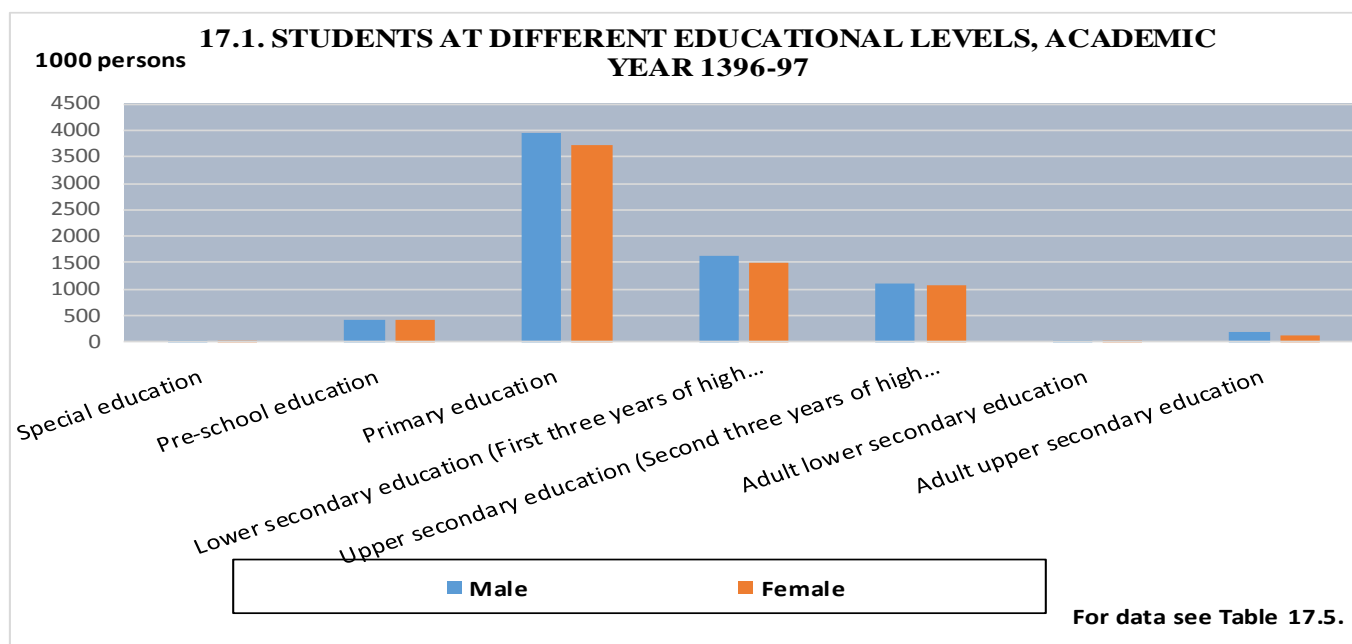
Academic year and educational level	Student ⁽¹⁾			Teaching staff ⁽²⁾	
	Total	Male	Female	Teacher	Management and quality increasing
1380-81	17882515	9359952	8522563	664672	344911
1385-86	14984301	7741044	7243257	664657	253351
1390-91	13351254	6932408	6418846	602571	263101
1392-93	13406458	6964461	6441997	630449	230816
1393-94	13615311	7064602	6550709	615522	224374
1394-95	13861901	7174229	6687672	584670	229319
1395-96	14220342	7349326	6871016	569892	226997
1396-97	14700309	7599675	7100634	558386	227147
Special education	75158	46726	28432	15389	5367
Pre-school education	935706	476370	459336	000 ⁽³⁾	000 ⁽³⁾
Primary education	7877943	4053463	3824480	259740	96103
Lower secondary education (First three years of high school)	3192790	1659171	1533619	142389	58299
Upper secondary education (Second three years of high school)	2239535	1126816	1112719	140868	67378
Adult lower secondary education	19838	10878	8960	000 ⁽³⁾	000 ⁽³⁾
Adult upper secondary education	359339	226251	133088	000 ⁽³⁾	000 ⁽³⁾

1. Referring to the public and non-government institutions.

2. As of the year 1394, according to the occupations classification, teaching staff includes teacher group, management group and quality increasing group.

3. Provision of the employees in this level is not made by the Ministry of Education.

Source: Ministry of Education;



17.6. STUDENTS AND TEACHING STAFF OF THE MINISTRY OF EDUCATION BY OSTAN, ACADEMIC YEAR 1396-97


Ostan	Student ⁽¹⁾			Teaching staff ^(1,2)	
	Both sexes	Male	Female	Teacher	Management and quality increasing
Total country	13310268	6839450	6470818	542997	221780
East Azarbayejan.....	633536	328994	304542	26156	10284
West Azarbayejan	566414	296660	269754	22004	7280
Ardebil	207566	108030	99536	11289	3999
Esfahan.....	795647	404053	391594	29374	13697
Alborz	423751	217293	206458	12790	5834
Ilam	96034	49541	46493	6906	2077
Bushehr	197275	101204	96071	7621	3477
Tehran..	1959670	996563	963107	58806	25995
Chaharmahal&Bakhtiyari	168295	85579	82716	8922	3298
South Khorasan	146150	74785	71365	8106	3086
Khorasan-e-Razavi.....	1162197	596793	565404	47545	19676
North Khorasan	160575	82910	77665	8600	3307
Khuzestan.....	906385	468878	437507	34115	15535
Zanjan	168170	87416	80754	8479	3172
Semnan.....	108308	55115	53193	4488	1994
Sistan&Baluchestan	657294	347512	309782	22651	8560
Fars.....	796910	406041	390869	34692	15598
Qazvin	205637	106387	99250	7845	3705
Qom.....	225591	114338	111253	7649	3601
Kordestan	257667	133870	123797	14754	5402
Kerman.....	544888	278330	266558	24434	10139
Kermanshah	300228	157239	142989	16397	5598
Kohgiluyeh&Boyerahmad	135303	69365	65938	8697	2955
Golestan	325065	167246	157819	12781	4552
Gilan.....	350135	177679	172456	17117	5923
Lorestan.....	296866	154495	142371	15799	5889
Mazandaran.....	476198	240094	236104	23701	8844
Markazi	219120	111978	107142	7314	3806
Hormozgan.....	341045	175090	165955	13860	6080
Hamedan	266173	138133	128040	13069	4721
Yazd	212175	107839	104336	7036	3696

1. Excluding the special and pre-school and adult educational courses.

2. As of the year 1394, according to the occupations classification, teaching staff includes teacher group, management group and quality increasing group.

Source: Ministry of Education

17.2. TEACHER-STUDENT RATIO, ACADEMIC YEAR 1396-97



For data see Table 17.6.

17.7. SPECIAL STUDENTS BY EDUCATIONAL LEVELS

Academic Year and educational level	Student
1380-81	72904
1385-86	67882
1390-91	82326
1392-93	72698
1393-94	71289
1394-95	72612
1395-96	73616
1396-97	75158
Pre-school	12252
Primary school	45228
Lower secondary education (First three years of high school)	1805
Pre-vocational lower secondary education	9944
Upper-secondary school(Second three years of high school)	1215
Pre-vocational upper-secondary school	4714

Source: Ministry of Education;

17.8. STUDENTS, TEACHING STAFF AND FACILITIES IN SPECIAL EDUCATION COURSE

Academic year and Ostan	Student			Teaching staff ⁽¹⁾		School	Class
	Total	Male	Female	Teacher	Management and quality increasing		
1380-81	72904	43744	29160	11260	4645	923	9133
1385-86	67882	41075	26807	11131	5614	1349	10834
1390-91	82326	50457	31869	11421	6976	1750	14532
1392-93	72698	44979	27719	15306	5726	1644	12629
1393-94	71289	44193	27096	17622	3136	1578	12320
1394-95	72612	45173	27439	15213	5514	1569	12550
1395-96	73616	45759	27857	14921	5781	1521	12233
1396-97	75158	46726	28432	15390	5367	1615	12299
East Azarbayejan	3667	2305	1362	732	241	73	599
West Azarbayejan	2330	1473	857	418	121	35	351
Ardebil	1411	915	496	232	80	26	194
Esfahan	4838	2949	1889	975	340	115	798
Alborz	1886	1045	841	363	119	20	259
Ilam	557	349	208	176	66	20	108
Bushehr	1121	703	418	193	94	34	209
Tehran	9107	5489	3618	1756	582	107	1446
Chaharmahal&Bakhtiari	1204	770	434	299	106	39	237
South Khorasan	1501	942	559	310	92	39	258
Khorasan-e-Razavi	7792	4944	2848	1450	544	156	1233
North Khorasan	1235	775	460	235	67	50	194
Khuzestan	4290	2696	1594	835	243	73	737
Zanjan	902	560	342	236	90	25	157
Semnan	645	394	251	155	55	21	116
Sistan&Baluchestan	2831	1847	984	448	120	41	412
Fars	5109	3079	2030	1091	449	128	868
Qazvin	1070	667	403	247	85	24	187
Qom	1477	874	603	245	102	22	202
Kordestan	1314	874	440	412	121	33	236
Kerman	3878	2425	1453	766	305	99	624
Kermanshah	1497	946	551	320	112	36	231
Kohgiluyeh&Boyerahmad	886	556	330	257	80	51	179
Golestan	1835	1147	688	325	124	31	287
Gilan	2275	1447	828	522	164	54	403
Lorestan	1688	1008	680	432	163	51	309
Mazandaran	2719	1695	1024	657	240	53	468
Markazi	1125	696	429	220	89	31	189
Hormozgan	2210	1451	759	416	128	59	337
Hamedan	1499	935	564	379	139	45	254
Yazd	1259	770	489	288	106	24	217

1. As of the year 1394, according to the occupations classification, teaching staff includes teacher group, management group and quality increasing group.

Source: Ministry of Education;

17.9. PRE-SCHOOL STUDENTS AND FACILITIES

Academic year and Ostan	Student			School	Class
	Total	Male	Female		
1380-81	329062	160822	168240	9581	16119
1385-86	552932	268349	284583	20543	26589
1390-91	475395	232630	242765	16113	23504
1392-93	531924	271658	260266	16010	27132
1393-94	661439	337615	323824	21989	35101
1394-95	688452	349748	338704	24364	35207
1395-96	837129	426740	410389	28220	40702
1396-97	935706	476370	459336	31131	48228
East Azarbayejan	60013	30909	29104	2590	4499
West Azarbayejan.....	31231	16140	15091	754	1948
Ardebil.....	17377	9138	8239	738	932
Esfahan	54199	27730	26469	1419	3214
Alborz.....	18145	8986	9159	632	851
Ilam.....	9476	4868	4608	422	719
Bushehr.....	16573	8528	8045	610	1000
Tehran.....	71534	36959	34575	2396	3795
Chaharmahal&Bakhtiari.....	16449	8278	8171	813	1085
South Khorasan	13255	6839	6416	809	1041
Khorasan-e-Razavi	49844	24694	25150	1743	2643
North Khorasan	15628	8096	7532	772	670
Khuzestan	102602	51419	51183	2920	3664
Zanjan.....	12009	6265	5744	579	646
Semnan	9912	5100	4812	280	558
Sistan&Baluchestan.....	66054	33264	32790	996	596
Fars	49252	25003	24249	1763	3159
Qazvin	19338	9950	9388	521	954
Qom	9240	4610	4630	299	527
Kordestan.....	24036	12490	11546	723	1177
Kerman	51789	26464	25325	2105	2999
Kermanshah	13438	6942	6496	656	613
Kohgiluyeh&Boyerahmad.....	10286	5033	5253	450	564
Golestan.....	27147	13857	13290	506	1382
Gilan	22342	11268	11074	1392	1996
Lorestan	24729	11965	12764	925	2036
Mazandaran	39495	20386	19109	442	989
Markazi.....	14794	7771	7023	540	568
Hormozgan	30990	16072	14918	1163	1790
Hamedan.....	17165	8616	8549	708	697
Yazd	17364	8730	8634	465	916

Source: Ministry of Education;

17.10. STUDENTS, EDUCATIONAL STAFF AND FACILITIES IN PRIMARY SCHOOL

Academic year and Ostan	Student			Teaching staff ⁽¹⁾		School	Class
	Total	Male	Female	Teacher	Management and quality increasing		
1380-81	7513015	3924999	3588016	309260	83225	68836	313529
1385-86	5827851	3009561	2818290	267516	65315	64646	278335
1390-91.....	5701521	2932282	2769239	235193	83688	57619	259519
1392-93 ⁽²⁾	7018285	3610900	3407385	284271	91816	60066	306399
1393-94.....	7194193	3701398	3492795	278790	87065	61151	309562
1394-95.....	7422505	3819488	3603017	273005	91965	62432	316195
1395-96.....	7648765	3936666	3712099	265057	93068	63322	321865
1396-97	7877943	4053463	3824480	259740	96103	64624	337537
East Azarbayejan.....	370050	190865	179185	12684	4436	3737	17505
West Azarbayejan	339931	175395	164536	11496	3264	3201	14270
Ardebil	121029	62805	58224	5188	1587	1472	5817
Esfahan.....	455389	234759	220630	12651	5803	2828	18936
Alborz	243648	125834	117814	5400	2814	975	8921
Ilam	54343	28023	26320	3268	780	744	3097
Bushehr	120762	62287	58475	3758	1583	931	5352
Tehran	1115886	573611	542275	26723	12359	3643	37968
Chaharmahal&Bakhtiyari	98575	50373	48202	4330	1361	1017	4742
South Khorasan	85490	43733	41757	4148	1145	1175	4502
Khorasan-e-Razavi.....	707243	362734	344509	23731	8741	5055	29154
North Khorasan	97925	50430	47495	4148	1382	1195	4809
Khuzestan	551916	283433	268483	17134	7224	4809	24189
Zanjan	99682	51057	48625	3937	1254	1071	4550
Semnan.....	62016	31683	30333	1953	780	430	2577
Sistan&Baluchestan	452182	233818	218364	14025	4228	3601	20191
Fars	467600	241077	226523	16107	6607	4059	20445
Qazvin	119430	61851	57579	3503	1640	931	5025
Qom	135066	69256	65810	3070	1616	621	4891
Kordestan	152649	78216	74433	7400	2253	1946	7348
Kerman	328453	169805	158648	11738	4067	3239	15064
Kermanshah	173179	89852	83327	8078	2320	2379	8210
Kohgiluyeh&Boyerahmad	80815	41299	39516	4145	1101	1657	4573
Golestan	201595	102973	98622	6260	2061	1369	8404
Gilan.....	187251	95998	91253	7714	2317	2101	9668
Lorestan.....	175027	90781	84246	6994	2383	2846	9096
Mazandaran.....	259586	131981	127605	9927	3385	2093	11614
Markazi	125226	64600	60626	3393	1600	1155	5500
Hormozgan.....	210287	108108	102179	7365	2487	2041	9018
Hamedan	157327	80962	76365	6344	1958	1527	6989
Yazd	128385	65864	62521	3128	1567	776	5112

1. As of the year 1394, according to the occupations classification, teaching staff includes teacher group, management group and quality increasing group .

2. Remarkable change in data compared to the previous year is due to the changes occurred in the educational system.

Source: Ministry of Education.

17.11. STUDENTS, TEACHING STAFF, AND FACILITIES IN LOWER SECONDARY SCHOOL

Academic year and Ostan	Student			Teaching staff ⁽¹⁾		School	Class
	Total	Male	Female	Teacher	Management and quality increasing		
1380-81	4953894	2698328	2255566	182751	82887	29672	172776
1385-86.....	3938661	2100894	1837767	181045	73714	31651	164781
1390-91.....	3228405	1693270	1535135	165764	65074	25451	132185
1392-93 ⁽²⁾	2071173	1085222	985951	130961	49063	22765	87555
1393-94.....	2047632	1068474	979158	128522	47005	22887	86181
1394-95.....	3054359	1591299	1463060	142409	57133	23827	125638
1395-96.....	3112243	1621096	1491147	142609	57972	24234	125943
1396-97.....	3192790	1659171	1533619	142389	58299	24724	128638
East Azarbayejan	154614	81019	73595	7237	2782	1478	6882
West Azarbayejan.....	135711	72914	62797	5679	2056	990	5215
Ardebil.....	51169	26763	24406	3424	1137	561	2484
Esfahan	193448	99062	94386	7724	3737	1293	7506
Alborz.....	106145	54885	51260	3451	1403	474	3619
Ilam.....	23389	12065	11324	1739	507	249	1138
Bushehr.....	45911	23671	22240	1982	842	415	1920
Tehran.....	484082	247323	236759	14783	6585	2066	16234
Chaharmahal&Bakhtiari.....	40594	20849	19745	2315	800	430	1869
South Khorasan	34914	18071	16843	2020	839	342	1616
Khorasan-e-Razavi	276249	143757	132492	12560	4953	2188	11300
North Khorasan	37862	19948	17914	2440	839	466	1889
Khuzestan	212222	112523	99699	8664	4197	1655	8754
Zanjan.....	40262	21213	19049	2420	814	405	1827
Semnan	26606	13699	12907	1215	555	226	1108
Sistan&Baluchestan.....	132260	73144	59116	4608	2317	1009	5257
Fars	188247	96465	91782	8764	3927	1598	7605
Qazvin	51690	26898	24792	2232	997	367	1978
Qom	53825	27376	26449	2315	996	252	1937
Kordestan.....	63950	33805	30145	3863	1476	646	2790
Kerman	125998	64747	61251	6049	2705	1148	5370
Kermanshah	74194	39189	35005	4259	1474	598	3173
Kohgiluyeh&Boyerahmad.....	31192	16156	15036	2292	773	403	1645
Golestan.....	75193	39202	35991	3609	1190	652	3075
Gilan.....	91199	46536	44663	4697	1608	905	4071
Lorestan	72360	37877	34483	4568	1596	744	3343
Mazandaran	121253	61487	59766	6747	2321	1051	4997
Markazi.....	55145	28269	26876	1918	1049	409	2145
Hormozgan	79243	41334	37909	3394	1582	794	3310
Hamedan.....	65043	34035	31008	3578	1311	575	2753
Yazd	48820	24889	23931	1843	931	335	1828

1. As of the year 1394, according to the occupations classification, teaching staff includes teacher group, management group and quality increasing group.

2. Remarkable change in data compared to the previous year is due to the changes occurred in the educational system.

Source: Ministry of Education.

17.12. STUDENTS, EDUCATIONAL STAFF AND FACILITIES IN UPPER SECONDARY SCHOOL

Academic year and Ostan	Student			Teaching staff ⁽¹⁾		School	Class
	Total	Male	Female	Teacher	Management and quality increasing		
1380-81 ⁽²⁾	3985150	2020296	1964854	161291 ⁽³⁾	105467 ⁽³⁾	17200	148340
1385-86	3695947	1890567	1805380	190442 ⁽³⁾	107448 ⁽³⁾	22044	155274
1390-91	2957328	1567691	1389637	189803 ⁽³⁾	107363 ⁽³⁾	20905	132130
1392-93 ⁽⁴⁾	3288156	1696561	1591595	199911	84211	21793	152724
1393-94.....	3198951	1643680	1555271	190588	87168	21754	149793
1394-95.....	2230223	1130697	1099526	154043	74707	19709	116387
1395-96.....	2188159	1098954	1089205	147305	70176	18943	116932
1396-97.....	2239535	1126816	1112719	140868	67378	19264	115604
East Azarbayejan.....	108872	57110	51762	6235	3066	978	5591
West Azarbayejan.....	90772	48351	42421	4829	1960	701	4383
Ardebil.....	35368	18462	16906	2677	1275	399	1925
Esfahan.....	146810	70232	76578	8999	4157	1100	7616
Alborz.....	73958	36574	37384	3939	1617	403	3521
Ilam.....	18302	9453	8849	1899	790	246	1180
Bushehr.....	30602	15246	15356	1881	1052	359	1784
Tehran.....	359702	175629	184073	17300	7051	2026	16027
Chaharmahal&Bakhtiari.....	29126	14357	14769	2277	1137	360	1652
South Khorasan.....	25746	12981	12765	1938	1102	279	1430
Khorasan-e-Razavi.....	178705	90302	88403	11254	5982	1455	9199
North Khorasan.....	24788	12532	12256	2012	1086	246	1454
Khuzestan.....	142247	72922	69325	8317	4114	1242	7561
Zanjan.....	28226	15146	13080	2122	1104	253	1489
Semnan.....	19686	9733	9953	1320	659	217	1213
Sistan&Baluchestan.....	72852	40550	32302	4018	2015	757	3819
Fars.....	141063	68499	72564	9821	5064	1422	7575
Qazvin.....	34517	17638	16879	2110	1068	281	1652
Qom.....	36700	17706	18994	2264	989	214	1643
Kordestan.....	41068	21849	19219	3491	1673	355	2153
Kerman.....	90437	43778	46659	6647	3367	979	5025
Kermanshah.....	52855	28198	24657	4060	1804	466	2785
Kohgiluyeh&Boyerahmad.....	23296	11910	11386	2260	1081	297	1526
Golestan.....	48277	25071	23206	2912	1301	487	2570
Gilan.....	71685	35145	36540	4706	1998	736	4021
Lorestan.....	49479	25837	23642	4237	1910	583	2923
Mazandaran.....	95359	46626	48733	7027	3138	841	5279
Markazi.....	38749	19109	19640	2003	1157	346	1921
Hormozgan.....	51515	25648	25867	3101	2011	567	2723
Hamedan.....	43803	23136	20667	3147	1452	379	2250
Yazd.....	34970	17086	17884	2065	1198	290	1714

1. As of the year 1394, according to the occupations classification, teaching staff includes teacher group, management group and quality increasing group.

2. Since the academic year 1379-80, the whole secondary school system is anew system due to the elimination of the old secondary system.

3. Including pre-university level.

4. Remarkable change in the data compared to the previous year is due to the changes in the educational system.

Source: Ministry of Education.

17.13. UPPER SECONDARY SCHOOL STUDENTS BY GRADE AND FIELD OF STUDY AND OSTAN, ACADEMIC YEAR 1396-97

Ostan	Total			Tenth grade	
	Both sexes	Male	Female	Male	Female
Total country	2239535	1126816	1112719	478453	445263
East Azarbayejan	108872	57110	51762	24070	21279
West Azarbayejan.....	90772	48351	42421	20239	17451
Ardebil.....	35368	18462	16906	7993	6916
Esfahan	146810	70232	76578	29484	29982
Alborz.....	73958	36574	37384	16072	15141
Ilam.....	18302	9453	8849	3665	3361
Bushehr.....	30602	15246	15356	6642	6385
Tehran.....	359702	175629	184073	73031	71581
Chaharmahal&Bakhtiari.....	29126	14357	14769	6123	5842
South Khorasan	25746	12981	12765	5431	4982
Khorasan-e-Razavi	178705	90302	88403	38453	36001
North Khorasan	24788	12532	12256	5111	4631
Khuzestan	142247	72922	69325	31508	28133
Zanjan.....	28226	15146	13080	6325	5293
Semnan	19686	9733	9953	4044	3842
Sistan&Baluchestan.....	72852	40550	32302	18046	13475
Fars	141063	68499	72564	28683	28010
Qazvin	34517	17638	16879	7962	7164
Qom	36700	17706	18994	7482	7775
Kordestan.....	41068	21849	19219	9554	7832
Kerman	90437	43778	46659	19475	18769
Kermanshah	52855	28198	24657	11560	10057
Kohgiluyeh&Boyerahmad.....	23296	11910	11386	4912	4386
Golestan.....	48277	25071	23206	10364	9451
Gilan.....	71685	35145	36540	14767	14344
Lorestan	49479	25837	23642	11166	9633
Mazandaran	95359	46626	48733	19216	19056
Markazi.....	38749	19109	19640	8181	7846
Hormozgan	51515	25648	25867	11544	10871
Hamedan.....	43803	23136	20667	10046	8610
Yazd	34970	17086	17884	7304	7164

17.13. UPPER SECONDARY SCHOOL STUDENTS BY GRADE AND FIELD OF STUDY AND OSTAN, ACADEMIC YEAR 1396-97 (continued)

Ostan	Eleventh grade						Pre- university	
	Theoretical upper secondary		Technical and vocational		Work and knowledge		Male	Female
	Male	Female	Male	Female	Male	Female		
Total country	272515	314709	92682	51864	96249	49483	186917	251400
East Azarbayejan	14310	14695	4815	2815	4237	1704	9678	11269
West Azarbayejan.....	12209	12068	3835	1920	4283	1836	7785	9146
Ardebil.....	4231	4885	1628	734	1588	631	3022	3740
Esfahan	15414	19870	6521	4488	6646	4444	12167	17794
Alborz.....	8469	10340	3154	2261	3062	1714	5817	7928
Ilam.....	2942	2994	518	216	581	216	1747	2062
Bushehr.....	3638	4424	1093	693	1640	666	2233	3188
Tehran.....	44441	51737	13450	9211	12216	7709	32491	43835
Chaharmahal&Bakhtiari.	3637	4327	976	623	1014	424	2607	3553
South Khorasan	2593	3261	1213	787	1493	706	2251	3029
Khorasan-e-Razavi	20659	23331	7650	4209	8778	5391	14762	19471
North Khorasan	3205	3823	1224	421	957	450	2035	2931
Khuzestan	17440	20376	5406	1941	7932	3042	10636	15833
Zanjan.....	3791	3926	1203	669	1408	404	2419	2788
Semnan	2119	2492	863	546	978	692	1729	2381
Sistan&Baluchestan.....	11011	10049	2199	506	3108	970	6186	7302
Fars	17726	21777	5548	2831	5412	2959	11130	16987
Qazvin	3799	4547	1523	876	1657	870	2697	3422
Qom	4440	5321	1452	928	1211	854	3121	4116
Kordestan.....	5300	5531	1953	1002	1652	664	3390	4190
Kerman	9410	13236	4249	2383	3971	1502	6673	10769
Kermanshah	7834	7367	1980	1048	1831	646	4993	5539
Kohgiluyeh&Boyerahmad	3235	3719	745	304	704	260	2314	2717
Golestan.....	5723	6252	2061	1111	2794	1353	4129	5039
Gilan.....	8044	10890	3670	1762	3383	1703	5281	7841
Lorestan	7585	7464	1785	603	1150	666	4151	5276
Mazandaran	10382	13089	4385	2831	4581	2896	8062	10861
Markazi.....	4557	5565	1875	986	1324	673	3172	4570
Hormozgan	5098	7097	2047	1065	3448	1445	3511	5389
Hamedan.....	5385	5523	2121	981	1828	1187	3756	4366
Yazd	3888	4733	1540	1113	1382	806	2972	4068

1. Data change in the tenth grade is due to the changes in the educational system.

Source: Ministry of Education.

17.14. STUDENTS AND TEACHING STAFF IN IRANIAN SCHOOLS ABROAD

Academic year and educational level	Student	Teaching staff
1380-81.....	16125	1086
1385-86.....	14595	1633
1390-91.....	16557	1867
1392-93.....	13393	000
1393-94.....	13763	000
1394-95.....	13242	000
1395-96.....	13041	000
1396-97.....	12166	000
Primary school.....	6885	000
Lower secondary school.....	3015	000
Upper secondary school.....	2266	000

Source: Ministry of Education.

17.15. STUDENTS AND EDUCATIONAL FACILITIES OF ADULTS LOWER SECONDARY COURSES (FIRST THREE YEARS OF HIGH SCHOOL)

Academic year and Ostan	Student			School	Class
	Total	Male	Female		
1380-81	51011	26252	24759	522	1978
1385-86	40894	15833	25061	461	1852
1390-91 ⁽¹⁾	27824	11323	16501	771	4169
1392-93	21018	11026	9992	979	1136
1393-94	21790	13054	8736	848	1295
1394-95	16712	8677	8035	857	1504
1395-96	18311	9400	8911	863	1648
1396-97	19838	10878	8960	906	2110
East Azarbayejan	1581	1101	480	49	128
West Azarbayejan	805	466	339	38	98
Ardebil	171	76	95	13	29
Esfahan	1542	776	766	60	147
Alborz	416	62	354	16	37
Ilam	107	86	21	9	17
Bushehr	290	177	113	15	32
Tehran	2216	1141	1075	81	185
Chaharmahal&Bakhtiari	156	94	62	6	16
South Khorasan	17	3	14	3	3
Khorasan-e-Razavi	2877	1622	1255	105	248
North Khorasan	439	299	140	21	59
Khuzestan	1317	809	508	50	129
Zanjan	82	28	54	9	17
Semnan	131	71	60	9	20
Sistan&Baluchestan	295	203	92	25	57
Fars	1237	698	539	66	168
Qazvin	665	404	261	14	37
Qom	571	207	364	14	42
Kordestan	387	122	265	22	45
Kerman	806	557	249	31	67
Kermanshah	257	68	189	20	47
Kohgiluyeh&Boyerahmad	87	40	47	11	14
Golestan	323	208	115	22	49
Gilan	293	148	145	25	56
Lorestan	530	218	312	59	103
Mazandaran	567	221	346	39	92
Markazi	693	430	263	19	50
Hormozgan	216	129	87	21	46
Hamedan	398	181	217	19	37
Yazd	366	233	133	15	35

1. Remarkable change in data compared to the previous year is due to the changes occurred in the educational system.
Source: Ministry of Education.

17.16. STUDENTS AND EDUCATIONAL FACILITIES OF ADULT UPPER SECONDARY EDUCATION

Academic year and Ostan	Student			School	Class
	Total	Male	Female		
1380-81	322680	208001	114679	1602	12363
1385-86.....	323916	204367	119549	2599	16167
1390-91 ⁽¹⁾	396246	242616	153630	4034	27608
1392-93	402432	242087	160345	5233	35350
1393-94	421905	256828	165077	5693	32967
1394-95	377038	229147	147891	5305	29870
1395-96	342119	210711	131408	5546	28675
1396-97	359339	226251	133088	5479	36776
East Azarbayejan.....	13774	9338	4436	247	1503
West Azarbayejan	14463	9284	5179	236	1642
Ardebil	6660	4099	2561	106	662
Esfahan.....	19649	12910	6739	287	2252
Alborz	14635	8901	5734	140	1073
Ilam	3917	2542	1375	110	515
Bushehr	6322	3607	2715	138	816
Tehran	44822	28127	16695	406	3473
Chaharmahal&Bakhtiyari	5583	3719	1864	79	541
South Khorasan	1647	1381	266	44	255
Khorasan-e-Razavi.....	25844	16490	9354	442	2993
North Khorasan	4597	3088	1509	87	584
Khuzestan	30903	20220	10683	355	2453
Zanjan	3062	1834	1228	44	350
Semnan.....	2007	1198	809	56	337
Sistan&Baluchestan	12219	7584	4635	194	1134
Fars	24325	14486	9839	445	2869
Qazvin	5764	3698	2066	69	582
Qom	5092	2940	2152	57	442
Kordestan	7642	4769	2873	116	765
Kerman	18281	12006	6275	272	1753
Kermanshah	5465	3819	1646	74	439
Kohgiluyeh&Boyerahmad	7177	4515	2662	114	661
Golestan	7377	4444	2933	150	953
Gilan.....	12901	7333	5568	247	1524
Lorestan.....	15792	10322	5470	262	1522
Mazandaran.....	12797	7857	4940	263	1661
Markazi	6264	3611	2653	102	670
Hormozgan.....	7849	4455	3394	141	839
Hamedan	7586	4405	3181	126	934
Yazd	4923	3269	1654	70	579

1. Remarkable change in data compared to the previous year is due to the changes occurred in the educational system.

Source: Ministry of Education.

17.17. STUDENTS COMPLETED⁽¹⁾ PRIMARY AND LOWER SECONDARY EDUCATION BY SEX

Academic year and Ostan	Primary			Lower secondary education		
	Total	Male	Female	Total	Male	Female
1380-81	7172690	3723192	3449498	4340268	2256422	2083846
1385-86	5622081	2888553	2733528	3545396	1835973	1709423
1390-91	5585694	2864087	2721607	3122307	1635050	1487257
1391-92	6674344	3426174	3248170	2094905	1099766	995139
1392-93	6781504	3487215	3294289	1956801	1024757	932044
1393-94	6954183	3575731	3378452	1918001	988691	929310
1394-95	7193340	3696204	3497136	2884999	1496702	1388297
1395-96.....	7479839	3845761	3634078	2951288	1524992	1426296
East Azarbayejan.....	355754	183496	172258	143868	75263	68605
West Azarbayejan	325560	168908	156652	122842	65575	57267
Ardebil	117418	60872	56546	48237	25488	22749
Esfahan.....	437118	224687	212431	183206	92319	90887
Alborz	234250	120936	113314	98270	50664	47606
Ilam	52894	27256	25638	22054	11403	10651
Bushehr	113386	58218	55168	41914	21334	20580
Tehran	1070032	549462	520570	452955	229367	223588
Chaharmahal & Bakhtiyari	94981	48541	46440	38086	19520	18566
South Khorasan.....	81008	41378	39630	32867	17004	15863
Khorasan-e-Razavi.....	667619	341634	325985	247650	128258	119392
North Khorasan	92804	47762	45042	33512	17458	16054
Khuzestan	521614	268149	253465	195500	102621	92879
Zanjan	95388	48852	46536	37160	19786	17374
Semnan.....	59380	30188	29192	24821	12799	12022
Sistan & Baluchestan	384390	198917	185473	111538	62525	49013
Fars	445186	229073	216113	176277	89329	86948
Qazvin	115239	59554	55685	48043	24883	23160
Qom	127411	65156	62255	49175	24426	24749
Kordestan	147975	75997	71978	58470	31393	27077
Kerman	309223	159348	149875	118730	60575	58155
Kermanshah	168730	87708	81022	69485	36745	32740
Kohgiluyeh & Boyerahmad	76094	39025	37069	29620	15443	14177
Golestan	190486	97214	93272	66123	34292	31831
Gilan.....	184979	94805	90174	87938	44526	43412
Lorestan.....	168302	87143	81159	67425	35692	31733
Mazandaran.....	256309	130393	125916	116386	58543	57843
Markazi	121943	62734	59209	51271	25942	25329
Hormozgan.....	193551	99126	94425	72405	37418	34987
Hamedan	151690	78101	73589	60073	31589	28484
Yazd	119125	61128	57997	45387	22812	22575

1. Excluding adult students

Source: Ministry of Education.

17.18. GRADUATES⁽¹⁾ OF UPPER SECONDARY SCHOOL BY FIELD OF STUDY

Academic year and Ostan	Total			Theoretical upper secondary			
				Mathematics and physics		Experimental sciences	
	Both sexes	Male	Female	Male	Female	Male	Female
1380-81	836219	371606	464613	111213	96069	63024	135758
1385-86	859971	384582	475389	87237	72005	50989	131647
1390-91.....	650275	311667	338608	76653	49538	57305	119506
1391-92.....	616048	295518	320530	72884	46801	55073	114081
1392-93.....	620379	293780	326599	70855	44608	62427	126591
1393-94.....	613097	289662	323435	67875	41573	65119	129511
1394-95.....	600358	281138	319220	60339	35411	69152	127107
1395-96.....	589127	274743	314384	59533	35622	75838	128225
East Azarbayejan.....	29159	14030	15129	2917	1804	4256	6102
West Azarbayejan	21641	10712	10929	1148	592	4108	5685
Ardebil	9103	4409	4694	554	313	1539	2383
Esfahan.....	45979	20759	25220	5541	3390	4113	7875
Alborz	20428	9167	11261	2579	1762	2057	4059
Ilam	4564	2338	2226	249	106	1009	1292
Bushehr	7582	3767	3815	726	273	1023	1778
Tehran	107775	48661	59114	17952	12343	9207	19304
Chaharmahal&Bakhtiari	6936	3105	3831	611	295	1093	1790
South Khorasan	7611	3531	4080	502	281	882	1467
Khorasan-e-Razavi.....	48310	22438	25872	4020	2336	6596	9989
North Khorasan	6180	2795	3385	415	226	1012	1639
Khuzestan	33586	16415	17171	2971	1269	4341	8416
Zanjan	7115	3613	3502	545	338	1173	1645
Semnan.....	6070	2794	3276	642	451	594	990
Sistan & Baluchestan	14166	7294	6872	565	318	2421	3601
Fars	33679	14811	18868	3098	1294	5491	10026
Qazvin	9479	4527	4952	766	489	1129	1853
Qom	10684	4783	5901	1249	671	1191	2191
Kordestan	10419	5212	5207	561	332	1843	2431
Kerman	22170	10060	12110	1988	1025	2474	5248
Kermanshah	12894	6348	6546	774	340	2823	3561
Kohgiluyeh&Boyerahmad	5425	2734	2691	195	50	1092	1578
Golestan	12291	5879	6412	725	424	2003	2855
Gilan.....	17730	7808	9922	1279	815	2099	4235
Lorestan.....	10488	4913	5575	583	259	2265	3337
Mazandaran.....	24774	11424	13350	2316	1436	2600	4635
Markazi	10795	5084	5711	1029	565	1624	2497
Hormozgan.....	9620	4853	4767	888	641	1059	1791
Hamedan	12137	5743	6394	1107	676	1654	2272
Yazd	10337	4736	5601	1038	508	1067	1700

17.18. GRADUATES⁽¹⁾ OF UPPER SECONDARY SCHOOL BY FIELD OF STUDY(continued)

Academic year and Ostan	Theoretical upper secondary		Technical and vocational		Work and knowledge	
	Humanities ⁽²⁾		Male	Female	Male	Female
	Male	Female				
1380-81.....	86342	164203	27485	9944	83542	58639
1385-86.....	65588	140082	78826	51385	101942	80270
1390-91.....	33121	71145	60205	42787	84383	55632
1391-92.....	31141	66588	56916	40593	79504	52467
1392-93.....	27854	59631	53941	40613	78703	55156
1393-94.....	28285	61453	51284	40335	77099	50563
1394-95.....	36372	74541	47242	36707	68033	45454
1395-96.....	35656	68839	43112	38436	60604	43262
East Azarbayejan.....	1914	3088	2216	2310	2727	1825
West Azarbayejan.....	1704	2429	1333	943	2419	1280
Ardebil.....	745	939	634	489	937	570
Esfahan.....	2242	5728	4189	3697	4674	4530
Alborz.....	892	2152	1586	1648	2053	1640
Ilam.....	330	443	173	111	577	274
Bushehr.....	318	827	508	401	1192	536
Tehran.....	5846	12767	7666	7823	7990	6877
Chaharmahal&Bakhtiari.....	441	838	356	428	604	480
South Khorasan.....	720	1103	546	594	881	635
Khorasan-e-Razavi.....	2890	5850	3464	3398	5468	4299
North Khorasan.....	500	861	342	268	526	391
Khuzestan.....	1901	3810	1924	1193	5278	2483
Zanjan.....	573	758	549	337	773	424
Semnan.....	448	792	492	441	618	602
Sistan&Baluchestan.....	1131	1534	1125	295	2052	1124
Fars.....	1352	3376	2031	1942	2839	2230
Qazvin.....	806	1122	669	600	1157	888
Qom.....	768	1512	707	759	868	768
Kordestan.....	659	1181	931	625	1218	638
Kerman.....	1196	2899	1952	1630	2450	1308
Kermanshah.....	854	1365	760	745	1137	535
Kohgiluyeh&Boyerahmad.....	365	513	265	172	817	378
Golestan.....	987	1424	823	730	1341	979
Gilan.....	1191	2114	1611	1077	1628	1681
Lorestan.....	658	1092	516	376	891	511
Mazandaran.....	1556	2981	2121	2274	2831	2024
Markazi.....	557	1457	835	612	1039	580
Hormozgan.....	429	1021	737	633	1740	681
Hamedan.....	906	1378	889	815	1187	1253
Yazd.....	777	1485	1162	1070	692	838

1. include day and adults courses.

2. Including graduates from Ma'aref course as of the academic year 1380-81.

Source: Ministry of Education.

17.19. LEARNERS COVERED BY THE LITERACY MOVEMENT COURSES IN URBAN AND RURAL AREAS

Year and course ⁽¹⁾	Urban areas			Rural areas ⁽²⁾		
	Total	Male	Female	Total	Male	Female
<i>Literacy education course</i>						
1392	91417	24056	67361	87343	28968	58375
1393	117258	30372	86886	109983	38697	71286
1394	145689	43125	102564	140448	52925	87523
1395	149877	42949	106928	124764	43634	81130
1356	112440	28464	83976	88740	28209	60531
<i>Transition course</i>						
1392	56167	4362	51805	55026	8138	46888
1393	73401	3213	70188	64338	7452	56886
1394	83741	6434	77307	62829	9257	53572
1395	76382	6830	69552	60779	9165	51614
1396	65763	5516	60247	49638	6783	42855
<i>Stabilization course</i>						
1392	41483	2123	39360	43472	4309	39163
1393	39211	2246	36965	44409	5114	39295
1394	39281	3292	35989	40914	6417	34497
1395	35674	3473	32201	37369	6371	30998
1396	32265	2595	29670	32237	5082	27155

1. The educational system changed to three courses of literacy education, transition and stabilization as of the year 1390.

2. Including data related to nomads covered by Literacy Movement Organization.

Source: Literacy Movement Organization.

17.20. LEARNERS COMPLETED LITERACY MOVEMENT COURSES⁽¹⁾ BY SEX

Year and Ostan	Total			Literacy education		Transition		Stabilization	
	Both sexes	Male	Female	Male	Female	Male	Female	Male	Female
1390.....	233026	56308	176718	54130	141513	-	-	2178	35205
1391.....	413137	70740	342397	53845	153523	3316	23872	13579	165002
1392.....	218070	38661	179409	28544	72950	5961	51645	4156	54814
1393.....	255463	46302	209161	36120	89737	5599	71367	4583	48057
1394.....	303791	64686	239105	49253	115856	9530	80917	5903	42332
1395.....	273542	59233	214309	42969	108111	9531	70498	6733	35700
East Azarbayejan.....	17511	3576	13935	2612	6600	500	3699	464	3636
West Azarbayejan	27634	4247	23387	2686	11760	943	7545	618	4082
Ardebil	5202	442	4760	383	1935	33	1967	26	858
Esfahan.....	6931	1047	5884	733	2312	212	2728	102	844
Alborz	3050	340	2710	301	1651	33	714	6	345
Ilam	2470	371	2099	207	464	107	1130	57	505
Bushehr	1396	113	1283	83	509	30	724	0	50
Tehran	12517	1513	11004	1134	6265	325	3531	54	1208
Chaharmahal&Bakhtiyari	2508	453	2055	386	1145	42	558	25	352
South Khorasan	2147	681	1466	529	627	76	493	76	346
Khorasan-e-Razavi.....	19096	3200	15896	2671	7339	225	4687	304	3870
North Khorasan	5757	839	4918	645	1758	101	1869	93	1291
Khuzestan	24863	4208	20655	2592	8501	1157	8788	459	3366
Zanjan	3060	292	2768	237	956	53	1369	2	443
Semnan.....	745	229	516	216	386	13	116	0	14
Sistan&Baluchestan	41644	19046	22598	13556	16276	2664	3007	2826	3315
Fars	12958	1799	11159	1536	6696	152	2647	111	1816
Qazvin	2290	259	2031	181	861	72	1026	6	144
Qom	3188	770	2418	589	1705	107	446	74	267
Kordestan	8823	874	7949	645	3499	166	3716	63	734
Kerman	18203	6295	11908	4156	5570	1351	4867	788	1471
Kermanshah	6513	899	5614	730	2768	127	1930	42	916
Kohgiluyeh&Boyerahmad	3841	697	3144	527	1563	64	730	106	851
Golestan	5981	629	5352	512	3129	104	1272	13	951
Gilan.....	6707	994	5713	825	2466	108	2073	61	1174
Lorestan.....	8824	1710	7114	1328	3437	309	3049	73	628
Mazandaran.....	6124	797	5327	626	2326	125	2558	46	443
Markazi	1873	487	1386	368	753	90	319	29	314
Hormozgan.....	5562	1198	4364	922	2077	175	1536	101	751
Hamedan	3349	442	2907	412	1527	9	940	21	440
Yazd	2775	786	1989	641	1250	58	464	87	275

1. The educational system changed to three courses of literacy education, transition and stabilization as of the year 1390.
Source: Literacy Movement Organization.

17.21. FULL-TIME TEACHING STAFF OF UNIVERSITIES AND HIGHER EDUCATION INSTITUTES⁽¹⁾ BY OSTAN AND SEX

Academic year and Ostan	Both sexes	Male	Female
1380-81	39294	32113	7181
1385-86	49428	39066	10362
1390-91	73794	57757	16037
1392-93	72761	55691	17070
1393-94	77924	58936	18988
1394-95	81934	61629	20305
1395-96	81683	60965	20718
1396-97	86488	63243	23245
East Azarbayejan.....	5020	3896	1124
West Azarbayejan	2297	1790	507
Ardebil	1279	1035	244
Esfahan.....	5583	4047	1536
Alborz	2025	1454	571
Ilam	716	560	156
Bushehr	896	661	235
Tehran	21043	14732	6311
Chaharmahal&Bakhtiyari	1002	732	270
South Khorasan	1117	809	308
Khorasan-e-Razavi.....	4778	3531	1247
North Khorasan	839	600	239
Khuzestan	3758	2685	1073
Zanjan	1558	1131	427
Semnan.....	2200	1677	523
Sistan&Baluchestan	2069	1503	566
Fars	4261	3055	1206
Qazvin	1605	1166	439
Qom	1503	1235	268
Kordestan	1207	1002	205
Kerman	3323	2226	1097
Kermanshah	1657	1242	415
Kohgiluyeh&Boyerahmad	804	668	136
Golestan	1521	1135	386
Gilan.....	2256	1607	649
Lorestan.....	1431	1069	362
Mazandaran.....	4262	3161	1101
Markazi	1821	1393	428
Hormozgan.....	1046	701	345
Hamedan	1818	1372	446
Yazd	1793	1368	425

1. Including Islamic Azad University.

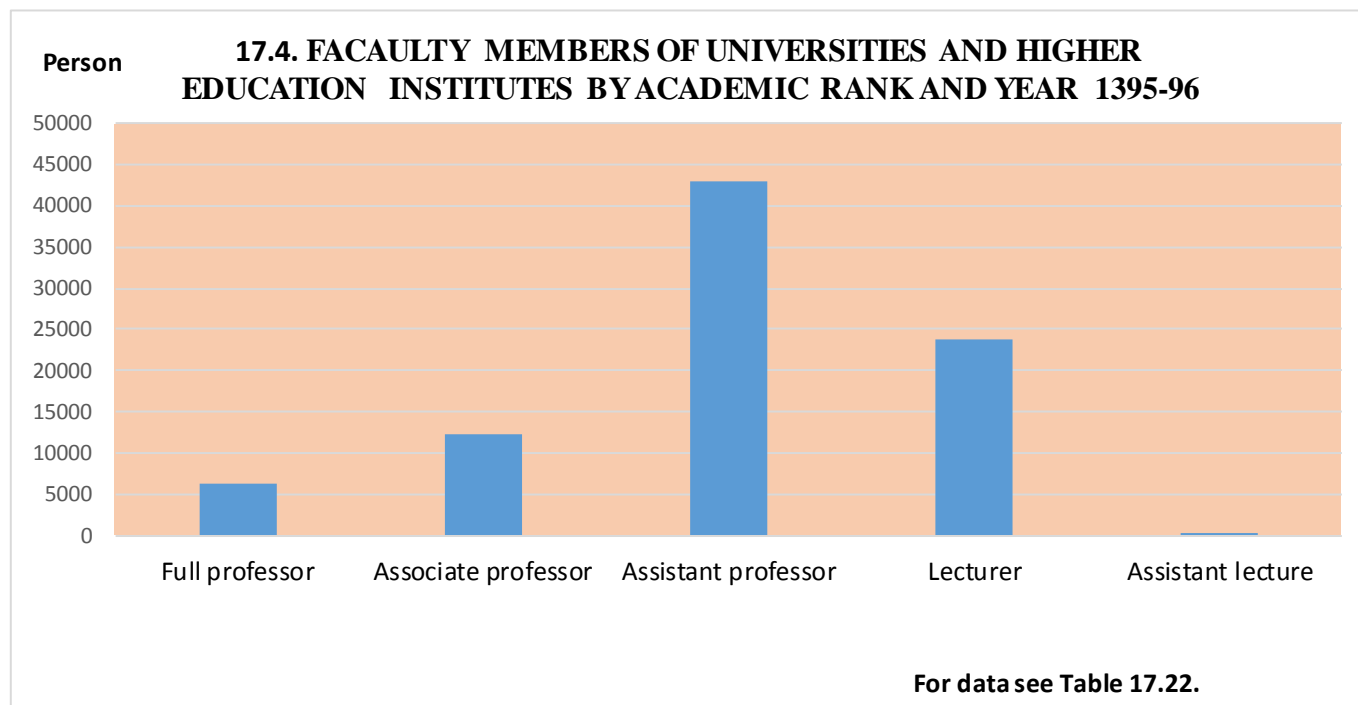
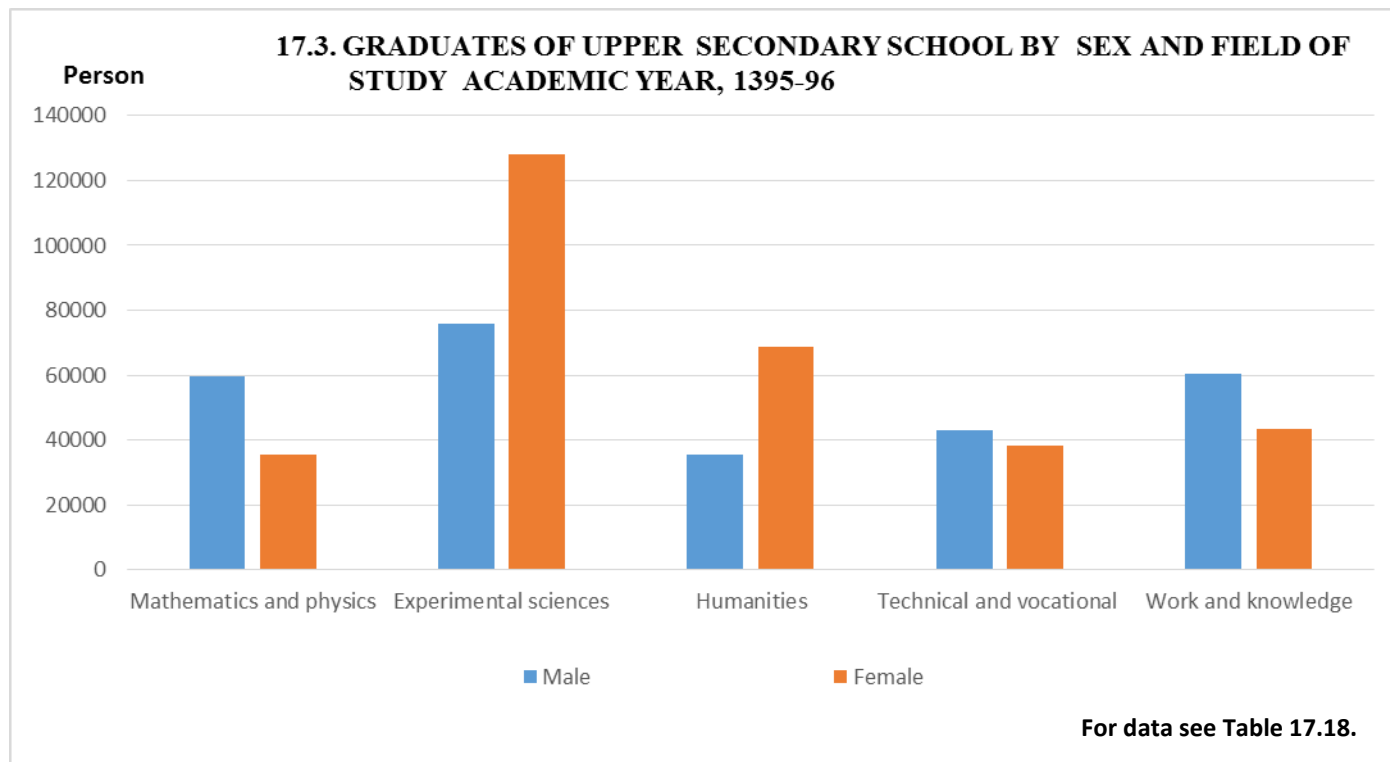
Source: Ministry of Science, Research and Technology.

17.22. FULL-TIME TEACHING STAFF OF UNIVERSITIES AND HIGHER EDUCATION INSTITUTES⁽¹⁾ BY ACADEMIC RANK

Academic year and Ostan	Total	Faculty member					Non-faculty instructor
		Full professor	Associate professor	Assistant professor	Lecturer	Assistant lecturer	
1380-81.....	39294	1424	2016	12023	18545	739	4547
1385-86.....	49428	1803	3345	17789	22829	799	2863
1390-91.....	73794	2840	6364	26594	28789	2511	6696
1392-93.....	72761	3281	7304	30678	28897	680	1921
1393-94.....	77924	4018	8949	34293	28344	525	1795
1394-95.....	81934	4629	9806	37477	27961	224	1837
1395-96.....	81683	5147	10975	39731	24192	268	1370
1396-97.....	86488	6291	12330	42941	23767	263	896
East Azarbayejan.....	5020	480	733	2314	1464	5	24
West Azarbayejan.....	2297	161	245	1136	680	48	27
Ardebil.....	1279	62	171	636	374	33	3
Esfahan.....	5583	481	901	2549	1589	11	52
Alborz.....	2025	216	305	1028	457	4	15
Ilam.....	716	15	69	367	263	0	2
Bushehr.....	896	16	95	486	291	1	7
Tehran.....	21043	2502	3886	10127	4167	76	285
Chaharmahal&Bakhtiari.....	1002	45	188	493	270	0	6
South Khorasan.....	1117	41	156	502	367	1	50
Khorasan-e-Razavi.....	4778	420	710	2360	1229	5	54
North Khorasan.....	839	12	31	487	303	0	6
Khuzestan.....	3758	215	304	1788	1437	6	8
Zanjan.....	1558	55	214	850	434	2	3
Semnan.....	2200	67	278	1180	665	2	8
Sistan&Baluchestan.....	2069	63	195	881	913	1	16
Fars.....	4261	324	750	1969	1180	18	20
Qazvin.....	1605	40	180	889	480	4	12
Qom.....	1503	56	238	901	291	2	15
Kordestan.....	1207	37	143	619	400	2	6
Kerman.....	3323	190	351	1791	954	4	33
Kermanshah.....	1657	63	231	981	373	0	9
Kohgiluyeh&Boyerahmad.....	804	23	104	474	190	7	6
Golestan.....	1521	45	178	866	397	3	32
Gilan.....	2256	123	316	1035	752	3	27
Lorestan.....	1431	53	115	730	508	9	16
Mazandaran.....	4262	208	504	2013	1461	7	69
Markazi.....	1821	44	145	915	706	3	8
Hormozgan.....	1046	15	92	576	356	3	4
Hamedan.....	1818	116	251	1021	409	0	21
Yazd.....	1793	103	251	977	407	3	52

1. Including Islamic Azad University.

Source: Ministry of Science, Research and Technology.



17.23. NEW STUDENTS ENROLED AT HIGHER EDUCATION INSTITUTES⁽¹⁾ BY BROAD FIELD OF STUDY AND SEX

Academic year and broad field of study	Total			Associate's			Bachelor's		
	Both sexes	Male	Female	Both sexes	Male	Female	Both sexes	Male	Female
1380-81 ⁽²⁾	377682	184751	192931	130884	76169	54715	223003	93164	129839
1385-86 ⁽²⁾	487405	201771	285634	81822	45594	36228	367115	134201	232914
1390-91	1194926	615833	579093	310943	192238	118705	701321	327943	373378
1392-93	1155620	640509	515111	314325	215217	99108	620557	309901	310656
1393-94	1184285	669568	514717	316793	216287	100506	577728	296675	281053
1394-95	1174897	675678	499219	313270	215442	97828	561300	294932	266368
1395-96	1064071	596148	467923	240730	164528	76202	521289	267646	253643
1396-97	1002115	561342	440773	255075	170659	84416	524882	268996	255886
Medicine.....	51192	20764	30428	2368	1741	627	26506	9284	17222
Humanities	491157	243035	248122	110694	64854	45840	280903	126093	154810
Basic sciences	51666	16771	34895	104	48	56	32100	9943	22157
Technical and engineering ..	288096	228964	59132	96764	83575	13189	134458	103295	31163
Agriculture and veterinary ..	34862	18612	16250	5550	4338	1212	16390	7611	8779
Arts.....	85142	33196	51946	39595	16103	23492	34525	12770	21755

Academic year and broad field of study	Master's			Professional doctorate			Speciality doctorate		
	Both sexes	Male	Female	Both sexes	Male	Female	Both sexes	Male	Female
1380-81 ⁽²⁾	16379	11183	5196	4692	2241	2451	2724	1994	730
1385-86 ⁽²⁾	29409	16967	12442	4248	1780	2468	4811	3229	1582
1390-91	162942	85254	77688	8736	4083	4653	10984	6315	4669
1392-93	187476	98532	88944	12432	5121	7311	20830	11738	9092
1393-94	250236	135716	114520	10828	4816	6012	28700	16074	12626
1394-95	259053	143061	115992	12720	5994	6726	28554	16249	12305
1395-96	254092	137252	116840	12514	6341	6173	35446	20381	15065
1396-97	183637	101201	82436	12794	6511	6283	25727	13975	11752
Medicine.....	5184	1506	3678	11476	5783	5693	5658	2450	3208
Humanities	89885	46346	43539	0	0	0	9675	5742	3933
Basic sciences	16423	5655	10768	0	0	0	3039	1125	1914
Technical and engineering	52523	38962	13561	0	0	0	4351	3132	1219
Agriculture and veterinary	9105	4663	4442	1318	728	590	2499	1272	1227
Arts.....	10517	4069	6448	0	0	0	505	254	251

1. Including Islamic Azad University except for the academic year 1385-86.

2. Excluding the Comprehensive University of Applied Science and Technology.

Source: Ministry of Science, Research and Technology

17.24. NEW STUDENTS ENROLLED IN DIFFERENT EDUCATIONAL COURSES BY HIGHER EDUCATION INSTITUTES⁽¹⁾ AFFILIATED TO GOVERNMENT AGENCIES AND SEX

Academic year and university/higher education institute	Total			Associate's			Bachelor's		
	Both sexes	Male	Female	Both sexes	Male	Female	Both sexes	Male	Female
1380-81 ⁽²⁾	377682	184751	192931	130884	76169	54715	223003	93164	129839
1385-86 ⁽²⁾	487405	201771	285634	81822	45594	36228	367115	134201	232914
1390-91	1194926	615833	579093	310943	192238	118705	701321	327943	373378
1392-93	1155620	640509	515111	314325	215217	99108	620557	309901	310656
1393-94	1184285	669568	514717	316793	216287	100506	577728	296675	281053
1394-95	1174897	675678	499219	313270	215442	97828	561300	294932	266368
1395-96	1064071	596148	467923	240730	164528	76202	521289	267646	253643
1396-97	1002115	561342	440773	255075	170659	84416	524882	268996	255886
Universities and higher education institutes of the Ministry of Science, Research and Technology ...	189617	93422	96195	942	597	345	108128	49828	58300
Payam-e-Noor University ...	104325	40385	63940	0	0	0	95397	35795	59602
Comprehensive University of Applied Science and Technology.....	176101	120704	55397	97454	66712	30742	78647	53992	24655
Technical and Vocational University.....	91844	64148	27696	73410	49603	23807	18434	14545	3889
Farhangian (teachers) University.....	9579	5409	4170	0	0	0	9432	5326	4106
Universities and higher education institutes of the Ministry of Health and Medical Education	45584	19204	26380	1796	1529	267	21611	8027	13584
Universities and higher education institutes of other government agencies.....	6284	4737	1547	103	48	55	3147	2566	581
Islamic Azad University.....	280171	161133	119038	66272	44271	22001	143282	76100	67182
Non-governmental and non-profit making higher education institutes.....	98610	52200	46410	15098	7899	7199	46804	22817	23987

17.24. NEW STUDENTS ENROLLED IN DIFFERENT EDUCATIONAL COURSES BY HIGHEEDUCATION INSTITUTES⁽¹⁾ AFFILIATED TO GOVERNMENT AGENCIES AND SEX (continued)

Academic year and university/higher education institute	Master's			Professional doctorate			Speciality doctorate		
	Both sexes	Male	Female	Both sexes	Male	Female	Both sexes	Male	Female
1380-81 ⁽²⁾	16379	11183	5196	4692	2241	2451	2724	1994	730
1385-86 ⁽²⁾	29409	16967	12442	4248	1780	2468	4811	3229	1582
1390-91	162942	85254	77688	8736	4083	4653	10984	6315	4669
1392-93	187476	98532	88944	12432	5121	7311	20830	11738	9092
1393-94	250236	135716	114520	10828	4816	6012	28700	16074	12626
1394-95	259053	143061	115992	12720	5994	6726	28554	16249	12305
1395-96	254092	137252	116840	12514	6341	6173	35446	20381	15065
1396-97	183637	101201	82436	12794	6511	6283	25727	13975	11752
Universities and higher education institutes of the Ministry of Science, Research and Technology ..	69046	36714	32332	654	349	305	10847	5934	4913
Payam-e-Noor University ..	8689	4469	4220	0	0	0	239	121	118
Comprehensive University of Applied Science and Technology.....	0	0	0	0	0	0	0	0	0
Technical and Vocational University.....	0	0	0	0	0	0	0	0	0
Farhangian (teachers) University.....	147	83	64	0	0	0	0	0	0
Universities and higher education institutes of the Ministry of Health and Medical Education	5901	1813	4088	10542	5341	5201	5734	2494	3240
Universities and higher education institutes of other government agencies.	2848	1987	861	0	0	0	186	136	50
Islamic Azad University.....	60607	34848	25759	1598	821	777	8412	5093	3319
Non-governmental and non-profit making higher education institutes.....	36399	21287	15112	0	0	0	309	197	112

1. Including Islamic Azad University except for the academic year 1385-86.

2. Excluding the Comprehensive University of Applied Science and Technology.

Source: Ministry of Science, Research and Technology

17.25. NEW STUDENTS ENROLLED AT HIGHER EDUCATION INSTITUTES⁽¹⁾ BY SEX AND OSTAN

Academic year and Ostan	Total			Associate's			Bachelor's		
	Both sexes	Male	Female	Both sexes	Male	Female	Both sexes	Male	Female
1380-81 ⁽²⁾	377682	184751	192931	130884	76169	54715	223003	93164	129839
1385-86 ⁽²⁾	487405	201771	285634	81822	45594	36228	367115	134201	232914
1390-91	1194926	615833	579093	310943	192238	118705	701321	327943	373378
1392-93	1155620	640509	515111	314325	215217	99108	620557	309901	310656
1393-94	1184285	669568	514717	316793	216287	100506	577728	296675	281053
1394-95	1174897	675678	499219	313270	215442	97828	561300	294932	266368
1395-96	1064071	596148	467923	240730	164528	76202	521289	267646	253643
1396-97	1002115	561342	440773	255075	170659	84416	524882	268996	255886
East Azarbayejan.....	47857	27839	20018	10461	7544	2917	23777	12630	11147
West Azarbayejan	28741	16547	12194	7335	4849	2486	15841	8417	7424
Ardebil	15695	9195	6500	3725	2717	1008	8835	4708	4127
Esfahan.....	64501	33926	30575	15057	9531	5526	34483	16442	18041
Alborz	29380	15263	14117	8932	5396	3536	15186	7223	7963
Ilam	8554	5098	3456	2352	1670	682	4756	2660	2096
Bushehr	16541	10701	5840	5357	4036	1321	8794	5205	3589
Tehran	202785	108875	93910	42578	26357	16221	100281	50242	50039
Chaharmahal&Bakhtiyari ...	10248	5633	4615	2870	1969	901	5871	2884	2987
South Khorasan	13195	7421	5774	3517	2215	1302	7349	3905	3444
Khorasan-e-Razavi.....	67966	36964	31002	18203	11751	6452	36346	18004	18342
North Khorasan	9734	5404	4330	2397	1633	764	6285	3181	3104
Khuzestan.....	49028	28413	20615	14822	10378	4444	27326	14183	13143
Zanjan	12495	7076	5419	2870	1912	958	6194	3305	2889
Semnan.....	20853	11680	9173	4013	2481	1532	10422	5507	4915
Sistan&Baluchestan	24393	14349	10044	7020	5029	1991	13933	7533	6400
Fars.....	51806	28072	23734	14696	9607	5089	27040	12935	14105
Qazvin	19991	11182	8809	4187	2674	1513	10186	5226	4960
Qom.....	18845	10379	8466	3171	2045	1126	10389	5271	5118
Kordestan	12876	7475	5401	3325	2328	997	7270	3877	3393
Kerman.....	35867	19822	16045	10545	7376	3169	18694	9001	9693
Kermanshah	18616	10904	7712	5161	3843	1318	10226	5412	4814
Kohgiluyeh&Boyerahmad ..	11606	7441	4165	3386	2524	862	6384	3772	2612
Golestan	21465	12176	9289	6344	4045	2299	10999	5821	5178
Gilan.....	31124	17543	13581	8803	6228	2575	16574	8185	8389
Lorestan.....	20154	11624	8530	5796	3838	1958	11701	6251	5450
Mazandaran.....	57531	34055	23476	15200	10757	4443	28553	15775	12778
Markazi	19161	11274	7887	4831	3242	1589	9696	5184	4512
Hormozgan.....	17258	9779	7479	5987	4023	1964	8810	4393	4417
Hamedan	19805	11259	8546	4922	3514	1408	10950	5582	5368
Yazd	24044	13973	10071	7212	5147	2065	11731	6282	5449

17.25. NEW STUDENTS ENROLLED AT HIGHER EDUCATION INSTITUTES⁽¹⁾ BY SEX AND OSTAN (continued)

Academic year and Ostan	Master's			Professional doctorate			Speciality doctorate		
	Both sexes	Male	Female	Both sexes	Male	Female	Both sexes	Male	Female
1380-81 ⁽²⁾	16379	11183	5196	4692	2241	2451	2724	1994	730
1385-86 ⁽²⁾	29409	16967	12442	4248	1780	2468	4811	3229	1582
1390-91	162942	85254	77688	8736	4083	4653	10984	6315	4669
1392-93	187476	98532	88944	12432	5121	7311	20830	11738	9092
1393-94	250236	135716	114520	10828	4816	6012	28700	16074	12626
1394-95	259053	143061	115992	12720	5994	6726	28554	16249	12305
1395-96	254092	137252	116840	12514	6341	6173	35446	20381	15065
1396-97	183637	101201	82436	12794	6511	6283	25727	13975	11752
East Azarbayejan.....	11500	6552	4948	691	362	329	1428	751	677
West Azarbayejan	4615	2734	1881	361	201	160	589	346	243
Ardebil	2573	1464	1109	269	143	126	293	163	130
Esfahan.....	12278	6517	5761	757	367	390	1926	1069	857
Alborz	4157	2063	2094	257	129	128	848	452	396
Ilam	1231	655	576	158	84	74	57	29	28
Bushehr	2164	1342	822	124	58	66	102	60	42
Tehran	48568	26158	22410	2172	1131	1041	9186	4987	4199
Chaharmahal&Bakhtiari ...	1089	566	523	192	110	82	226	104	122
South Khorasan	1918	1093	825	173	84	89	238	124	114
Khorasan-e-Razavi.....	11362	6176	5186	726	353	373	1329	680	649
North Khorasan	914	517	397	100	52	48	38	21	17
Khuzestan.....	5461	3147	2314	675	330	345	744	375	369
Zanjan	2733	1488	1245	286	143	143	412	228	184
Semnan.....	5421	3148	2273	414	207	207	583	337	246
Sistan&Baluchestan	2702	1430	1272	456	233	223	282	124	158
Fars.....	8185	4566	3619	713	354	359	1172	610	562
Qazvin	5126	2986	2140	143	83	60	349	213	136
Qom.....	4481	2538	1943	143	76	67	661	449	212
Kordestan	1839	1023	816	237	132	105	205	115	90
Kerman.....	5479	2890	2589	559	275	284	590	280	310
Kermanshah	2478	1263	1215	386	198	188	365	188	177
Kohgiluyeh&Boyerahmad ..	1579	1022	557	135	65	70	122	58	64
Golestan	3428	1938	1490	280	155	125	414	217	197
Gilan.....	4923	2690	2233	345	173	172	479	267	212
Lorestan.....	2129	1255	874	261	129	132	267	151	116
Mazandaran.....	11955	6542	5413	711	350	361	1112	631	481
Markazi	4072	2532	1540	158	85	73	404	231	173
Hormozgan.....	1802	996	806	252	124	128	407	243	164
Hamedan	3180	1776	1404	331	172	159	422	215	207
Yazd	4295	2134	2161	329	153	176	477	257	220

1. Including Islamic Azad University except for the academic year 1385-86.

2. Excluding the Comprehensive University of Applied Science and Technology.

Source: Ministry of Science, Research and Technology

17.26. STUDENTS OF DIFFERENT EDUCATIONAL COURSES AT HIGHER EDUCATION INSTITUTES⁽¹⁾ BY BROAD FIELD OF STUDY AND SEX

Academic year and broad field of study	Total			Associate's			Bachelor's		
	Both sexes	Male	Female	Both sexes	Male	Female	Both sexes	Male	Female
1380-81 ⁽²⁾	1566609	798176	768433	346696	197821	148875	1101459	524024	577435
1385-86 ⁽²⁾	2828528	1346335	1482193	736775	427705	309070	1910954	816905	1094049
1390-91	4404614	2213205	2191409	1000164	619560	380604	2899120	1328412	1570708
1392-93	4685386	2470968	2214418	1043765	711655	332110	2920963	1381615	1539348
1393-94	4802721	2602346	2200375	1096028	751243	344785	2819662	1378072	1441590
1394-95	4348383	2345824	2002559	822345	570116	252229	2558066	1257994	1300072
1395-96	4073827	2202231	1871596	748626	515869	232757	2335844	1156094	1179750
1396-97	3616114	1930954	1685160	654441	440443	213998	2076361	1019080	1057281
Medicine	241954	90844	151110	8557	5548	3009	111583	34729	76854
Humanities	1694525	796525	898000	269116	157192	111924	1026697	432665	594032
Basic sciences	216679	65623	151056	332	182	150	147995	42527	105468
Technical and engineering	1027912	790248	237664	258042	221694	36348	570745	421862	148883
Agriculture and veterinary	138934	67022	71912	12212	9467	2745	73457	30289	43168
Arts.....	296110	120692	175418	106182	46360	59822	145884	57008	88876

Academic year and broad field of study	Master's			Professional doctorate			Speciality doctorate		
	Both sexes	Male	Female	Both sexes	Male	Female	Both sexes	Male	Female
1380-81 ⁽²⁾	60455	42369	18086	44876	23946	20930	13123	10016	3107
1385-86 ⁽²⁾	117876	68344	49532	40907	18690	22217	22016	14691	7325
1390-91	405042	213461	191581	52973	22464	30509	47315	29308	18007
1392-93	580000	306108	273892	67221	28227	38994	73437	43363	30074
1393-94	720806	387802	333004	71914	30478	41436	94311	54751	39560
1394-95	774766	417228	357538	78015	33816	44199	115191	66670	48521
1395-96	764370	410817	353553	84429	38113	46316	140558	81338	59220
1396-97	656287	351869	304418	87947	40260	47687	141078	79302	61776
Medicine.....	19512	5751	13761	78576	34562	44014	23726	10254	13472
Humanities	341154	171910	169244	0	0	0	57558	34758	22800
Basic sciences	50257	16046	34211	0	0	0	18095	6868	11227
Technical and engineering	174744	128459	46285	0	0	0	24381	18233	6148
Agriculture and veterinary	30089	14125	15964	9371	5698	3673	13805	7443	6362
Arts.....	40531	15578	24953	0	0	0	3513	1746	1767

1. Including Islamic Azad University except for the academic year 1385-86.

2. Excluding the Comprehensive University of Applied Science and Technology.

Source: Ministry of Science, Research and Technology

17.27. STUDENTS OF DIFFERENT EDUCATIONAL COURSES BY HIGHER EDUCATION INSTITUTES AFFILIATED TO GOVERNMENT AGENCIES AND SEX

Academic year and university/higher education institute	Total			Associate's			Bachelor's		
	Both sexes	Male	Female	Both sexes	Male	Female	Both sexes	Male	Female
1380-81 ⁽¹⁾	1566609	798176	768433	346696	197821	148875	1101459	524024	577435
1385-86 ^(1,2)	2828528	1346335	1482193	736775	427705	309070	1910954	816905	1094049
1390-91	4404614	2213205	2191409	1000164	619560	380604	2899120	1328412	1570708
1392-93	4685386	2470968	2214418	1043765	711655	332110	2920963	1381615	1539348
1393-94	4802721	2602346	2200375	1096028	751243	344785	2819662	1378072	1441590
1394-95	4348383	2345824	2002559	822345	570116	252229	2558066	1257994	1300072
1395-96	4073827	2202231	1871596	748626	515869	232757	2335844	1156094	1179750
1396-97	3616114	1930954	1685160	654441	440443	213998	2076361	1019080	1057281
Universities and higher education institutes of the Ministry of Science, Research and Technology ...	678316	324766	353550	2674	1695	979	424066	191348	232718
Payam-e-Noor University ...	455858	164753	291105	0	0	0	414233	144966	269267
Comprehensive University of Applied Science and Technology.....	354360	242245	112115	194367	133437	60930	159993	108808	51185
Technical and Vocational University.....	221397	150787	70610	173412	114453	58959	47985	36334	11651
Farhangian (teachers) University.....	35245	19989	15256	0	0	0	34824	19773	15051
Universities and higher education institutes of the Ministry of Health and Medical Education	202058	81374	120684	7324	5086	2238	80656	27788	52868
Universities and higher education institutes of other government agencies.....	22588	15910	6678	231	104	127	14045	10119	3926
Islamic Azad University.....	1326989	765843	561146	229961	160231	69730	711741	387810	323931
Non-governmental and non-profit making higher education institutes.....	319303	165287	154016	46472	25437	21035	188818	92134	96684

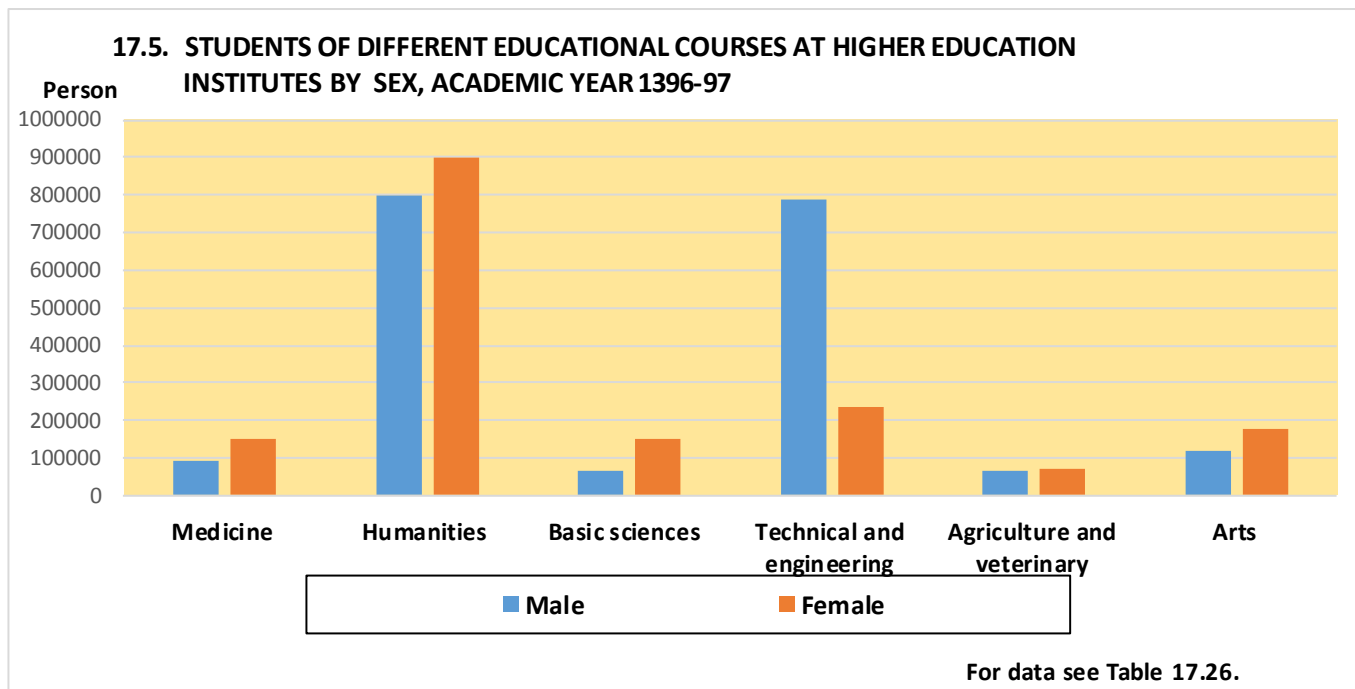
17.27. STUDENTS OF DIFFERENT EDUCATIONAL COURSES BY HIGHER EDUCATION INSTITUTES AFFILIATED TO GOVERNMENT AGENCIES AND SEX (continued)

Academic year and university/higher education institute	Master's			Professional doctorate			Speciality doctorate		
	Both sexes	Male	Female	Both sexes	Male	Female	Both sexes	Male	Female
1380-81 ⁽¹⁾	60455	42369	18086	44876	23946	20930	13123	10016	3107
1385-86 ^(1,2)	117876	68344	49532	40907	18690	22217	22016	14691	7325
1390-91	405042	213461	191581	52973	22464	30509	47315	29308	18007
1392-93	580000	306108	273892	67221	28227	38994	73437	43363	30074
1393-94	720806	387802	333004	71914	30478	41436	94311	54751	39560
1394-95	774766	417228	357538	78015	33816	44199	115191	66670	48521
1395-96	764370	410817	353553	84429	38113	46316	140558	81338	59220
1396-97.....	656287	351869	304418	87947	40260	47687	141078	79302	61776
Universities and higher education institutes of the Ministry of Science, Research and Technology ..	189202	96055	93147	3465	1859	1606	58909	33809	25100
Payam-e-Noor University ..	40028	18899	21129	0	0	0	1597	888	709
Comprehensive University of Applied Science and Technology.....	0	0	0	0	0	0	0	0	0
Technical and Vocational University.....	0	0	0	0	0	0	0	0	0
Farhangian (teachers) University.....	421	216	205	0	0	0	0	0	0
Universities and higher education institutes of the Ministry of Health and Medical Education	21500	6651	14849	68144	31196	36948	24434	10653	13781
Universities and higher education institutes of other government agencies.	7121	4789	2332	0	0	0	1191	898	293
Islamic Azad University.....	316312	179218	137094	16338	7205	9133	52637	31379	21258
Non-governmental and non-profit making higher education institutes.....	81703	46041	35662	0	0	0	2310	1675	635

1. Including Islamic Azad University except for the academic year 1385-86.

2. Excluding the Comprehensive University of Applied Science and Technology.

Source: Ministry of Science, Research and Technology



17.28. STUDENTS OF DIFFERENT EDUCATIONAL COURSES AT HIGHER EDUCATION INSTITUTES⁽¹⁾ BY SEX AND OSTAN

Academic year and Ostan	Total			Associate's			Bachelor's		
	Both sexes	Male	Female	Both sexes	Male	Female	Both sexes	Male	Female
1380-81 ⁽²⁾	1566609	798176	768433	346696	197821	148875	1101459	524024	577435
1385-86 ⁽²⁾	2828528	1346335	1482193	736775	427705	309070	1910954	816905	1094049
1390-91	4404614	2213205	2191409	1000164	619560	380604	2899120	1328412	1570708
1392-93	4685386	2470968	2214418	1043765	711655	332110	2920963	1381615	1539348
1393-94	4802721	2602346	2200375	1096028	751243	344785	2819662	1378072	1441590
1394-95	4348383	2345824	2002559	822345	570116	252229	2558066	1257994	1300072
1395-96	4073827	2202231	1871596	748626	515869	232757	2335844	1156094	1179750
1396-97	3616114	1930954	1685160	654441	440443	213998	2076361	1019080	1057281
East Azarbayejan.....	170194	96824	73370	27721	20224	7497	94476	49159	45317
West Azarbayejan	103440	58150	45290	19793	13487	6306	63411	33194	30217
Ardebil	50693	28591	22102	9161	6767	2394	31302	16149	15153
Esfahan.....	253132	128069	125063	41519	26374	15145	147063	68346	78717
Alborz	102035	49650	52385	21570	12991	8579	60296	26698	33598
Ilam	28890	15651	13239	5526	3945	1581	17492	8877	8615
Bushehr	50137	30428	19709	12790	9661	3129	29006	15884	13122
Tehran	785905	402597	383308	110068	68342	41726	414679	199011	215668
Chaharmahal&Bakhtiyari ...	36475	19082	17393	7598	5118	2480	21964	10402	11562
South Khorasan.....	43934	24091	19843	8503	5617	2886	26428	13420	13008
Khorasan-e-Razavi.....	239003	123483	115520	44151	28495	15656	140987	67277	73710
North Khorasan	34230	18429	15801	6945	4775	2170	22535	11026	11509
Khuzestan.....	191988	107728	84260	42426	30494	11932	115494	57961	57533
Zanjan	44129	23915	20214	6929	4739	2190	25198	12879	12319
Semnan.....	76441	41581	34860	10476	6696	3780	43623	22372	21251
Sistan&Baluchestan	83229	46808	36421	17538	12468	5070	51741	27072	24669
Fars.....	187696	97373	90323	37239	24753	12486	110798	51599	59199
Qazvin	78044	42390	35654	12597	8190	4407	46129	23378	22751
Qom.....	63791	33489	30302	7713	5042	2671	37837	17957	19880
Kordestan	47097	26058	21039	8882	6223	2659	29609	14974	14635
Kerman.....	122879	65158	57721	26791	19002	7789	71228	33644	37584
Kermanshah	68342	37839	30503	12881	9504	3377	42201	21485	20716
Kohgiluyeh&Boyerahmad ..	35806	21942	13864	7853	5786	2067	21461	12057	9404
Golestan	69524	37136	32388	14777	9372	5405	40671	20110	20561
Gilan.....	111354	59108	52246	23373	16584	6789	65949	31184	34765
Lorestan.....	68057	37567	30490	14262	9511	4751	43651	22210	21441
Mazandaran.....	193033	106404	86629	38730	27291	11439	104405	52870	51535
Markazi	68866	39002	29864	12822	8446	4376	39772	20701	19071
Hormozgan.....	59042	32048	26994	15358	10508	4850	31808	15010	16798
Hamedan	72221	38739	33482	12782	8924	3858	45185	22235	22950
Yazd	76507	41624	34883	15667	11114	4553	39962	19939	20023

17.28. STUDENTS OF DIFFERENT EDUCATIONAL COURSES AT HIGHER EDUCATION INSTITUTES⁽¹⁾ BY SEX AND OSTAN (continued)

Academic year and Ostan	Master's			Professional doctorate			Speciality doctorate		
	Both sexes	Male	Female	Both sexes	Male	Female	Both sexes	Male	Female
1380-81 ⁽²⁾	60455	42369	18086	44876	23946	20930	13123	10016	3107
1385-86 ⁽²⁾	117876	68344	49532	40907	18690	22217	22016	14691	7325
1390-91	405042	213461	191581	52973	22464	30509	47315	29308	18007
1392-93	580000	306108	273892	67221	28227	38994	73437	43363	30074
1393-94	720806	387802	333004	71914	30478	41436	94311	54751	39560
1394-95	774766	417228	357538	78015	33816	44199	115191	66670	48521
1395-96	764370	410817	353553	84429	38113	46316	140558	81338	59220
1396-97	656287	351869	304418	87947	40260	47687	141078	79302	61776
East Azarbayejan.....	35869	20761	15108	4917	2587	2330	7211	4093	3118
West Azarbayejan	15330	8652	6678	2403	1293	1110	2503	1524	979
Ardebil	7368	4255	3113	1655	744	911	1207	676	531
Esfahan.....	46751	24082	22669	5656	2381	3275	12143	6886	5257
Alborz	14904	7111	7793	1422	730	692	3843	2120	1723
Ilam	4820	2309	2511	700	349	351	352	171	181
Bushehr	7167	4297	2870	700	306	394	474	280	194
Tehran	190428	98333	92095	17600	7538	10062	53130	29373	23757
Chaharmahal&Bakhtiyari ...	4583	2290	2293	1443	798	645	887	474	413
South Khorasan	7011	4012	2999	977	432	545	1015	610	405
Khorasan-e-Razavi.....	40155	21055	19100	5110	2133	2977	8600	4523	4077
North Khorasan	3913	2218	1695	516	232	284	321	178	143
Khuzestan.....	25565	14888	10677	3997	1839	2158	4506	2546	1960
Zanjan	8508	4559	3949	1640	755	885	1854	983	871
Semnan.....	16285	9146	7139	2908	1473	1435	3149	1894	1255
Sistan&Baluchestan	9643	5172	4471	2819	1297	1522	1488	799	689
Fars.....	28067	15265	12802	6024	2809	3215	5568	2947	2621
Qazvin	16791	9345	7446	881	415	466	1646	1062	584
Qom.....	13789	7594	6195	997	466	531	3455	2430	1025
Kordestan	6093	3374	2719	1427	836	591	1086	651	435
Kerman.....	18513	9592	8921	3720	1595	2125	2627	1325	1302
Kermanshah	9165	4740	4425	2245	1066	1179	1850	1044	806
Kohgiluyeh&Boyerahmad ..	5182	3422	1760	726	334	392	584	343	241
Golestan	10698	5849	4849	1313	620	693	2065	1185	880
Gilan.....	17221	8925	8296	2228	1000	1228	2583	1415	1168
Lorestan.....	7347	4375	2972	1502	735	767	1295	736	559
Mazandaran.....	37567	19833	17734	5460	2449	3011	6871	3961	2910
Markazi	13455	8317	5138	955	444	511	1862	1094	768
Hormozgan.....	7896	4257	3639	1449	658	791	2531	1615	916
Hamedan	10230	5563	4667	1917	901	1016	2107	1116	991
Yazd	15973	8278	7695	2640	1045	1595	2265	1248	1017

1. Including Islamic Azad University except for the academic year 1385-86.

2. Excluding the Comprehensive University of Applied Science and Technology.

Source: Ministry of Science, Research and Technology

17.29. GRADUATES OF DIFFERENT EDUCATIONAL COURSES AT HIGHER EDUCATION INSTITUTES⁽¹⁾ BY BROAD FIELD OF STUDY AND SEX

Academic year and broad field of study	Total			Associate's			Bachelor's		
	Both sexes	Male	Female	Both sexes	Male	Female	Both sexes	Male	Female
1379-80 ⁽²⁾	130411	72633	57778	38314	22937	15377	78251	39640	38611
1384-85	340246	168947	171299	142459	77262	65197	173689	76577	97112
1389-90 ⁽³⁾	570730	281468	219621	204871	92791	48006	312112	158603	147942
1391-92	718801	394774	324027	226617	143618	82999	404421	205880	198541
1392-93	738260	413289	324971	183541	120252	63289	445125	233600	211525
1393-94	859697	505731	353966	246044	166542	79502	479961	263882	216079
1394-95	798736	466223	332513	195685	136823	58862	456415	247203	209212
1395-96	779646	457164	322482	173727	119644	54083	429752	236725	193027
Medicine	37574	12725	24849	1935	1588	347	22778	6234	16544
Humanities	388058	206449	181609	72776	44212	28564	218409	108713	109696
Basic sciences	36464	12582	23882	730	320	410	23291	7643	15648
Technical and engineering	231143	184825	46318	70017	60082	9935	122731	94917	27814
Agriculture and veterinary	26897	14305	12592	3304	2709	595	14980	6871	8109
Arts.....	59510	26278	33232	24965	10733	14232	27563	12347	15216

Academic year and broad field of study	Master's			Professional doctorate			Speciality doctorate		
	Both sexes	Male	Female	Both sexes	Male	Female	Both sexes	Male	Female
1379-80 ⁽²⁾	7647	5943	1704	4478	2867	1611	1721	1246	475
1384-85	16542	10769	5773	4845	2452	2393	2711	1887	824
1389-90 ⁽³⁾	46151	25898	20253	3584	1486	2098	4012	2690	1322
1391-92	75577	38818	36759	5344	2228	3116	6842	4230	2612
1392-93	97293	53023	44270	4899	2026	2873	7402	4388	3014
1393-94	120939	68906	52033	5222	2150	3072	7531	4251	3280
1394-95	132444	74980	57464	5803	2381	3422	8389	4836	3553
1395-96	159948	92388	67560	6112	2524	3588	10107	5883	4224
Medicine.....	3741	1121	2620	5637	2188	3449	3483	1594	1889
Humanities	94253	51803	42450	0	0	0	2620	1721	899
Basic sciences	10953	3890	7063	0	0	0	1490	729	761
Technical and engineering	37008	28714	8294	0	0	0	1387	1112	275
Agriculture and veterinary	7148	3731	3417	475	336	139	990	658	332
Arts.....	6845	3129	3716	0	0	0	137	69	68

1. Including Islamic Azad University except for the academic year 1385-86.

2. Excluding the Comprehensive University of Applied Science and Technology.

3. Statistics for the Comprehensive University of Applied Science and Technology are not presented by sex and are included in the total.

Source: Ministry of Science, Research and Technology.

17.30. GRADUATES OF DIFFERENT EDUCATIONAL COURSES AT HIGHER EDUCATION INSTITUTES⁽¹⁾ AFFILIATED TO GOVERNMENT AGENCIES BY EDUCATIONAL LEVEL AND SEX

Academic year and university/higher education institute	Total			Associate's			Bachelor's		
	Both sexes	Male	Female	Both sexes	Male	Female	Both sexes	Male	Female
1379-80 ⁽²⁾	130411	72633	57778	38314	22937	15377	78251	39640	38611
1384-85	340246	168947	171299	142459	77262	65197	173689	76577	97112
1389-90 ⁽³⁾	570730	281468	219621	204871	92791	48006	312112	158603	147942
1391-92	718801	394774	324027	226617	143618	82999	404421	205880	198541
1392-93	738260	413289	324971	183541	120252	63289	445125	233600	211525
1393-94	859697	505731	353966	246044	166542	79502	479961	263882	216079
1394-95	798736	466223	332513	195685	136823	58862	456415	247203	209212
1395-96.....	779646	457164	322482	173727	119644	54083	429752	236725	193027
Universities and higher education institutes of the Ministry of Science, Research and Technology ...	92815	47426	45389	1440	887	553	51642	25281	26361
Payam-e-Noor University ...	87648	33761	53887	3237	1883	1354	73553	26496	47057
Comprehensive University of Applied Science and Technology.....	125139	88357	36782	59738	41966	17772	65327	46332	18995
Technical and Vocational University.....	52894	36173	16721	44848	29611	15237	8046	6562	1484
Farhangian (teachers) University.....	31662	16784	14878	54	28	26	31579	16740	14839
Universities and higher education institutes of the Ministry of Health and Medical Education	35485	13126	22359	1512	1473	39	20622	6470	14152
Universities and higher education institutes of other government agencies.....	5449	3695	1754	281	137	144	3229	2219	1010
Islamic Azad University.....	282467	180386	102081	48439	35240	13199	131868	82068	49800
Non-governmental and non-profit making higher education institutes.....	66087	37456	28631	14178	8419	5759	43886	24557	19329

17.30. GRADUATES OF DIFFERENT EDUCATIONAL COURSES AT HIGHER EDUCATION INSTITUTES ⁽¹⁾OF GOVERNMENT AGENCIES BY EDUCATIONAL LEVELS AND SEX (continued)

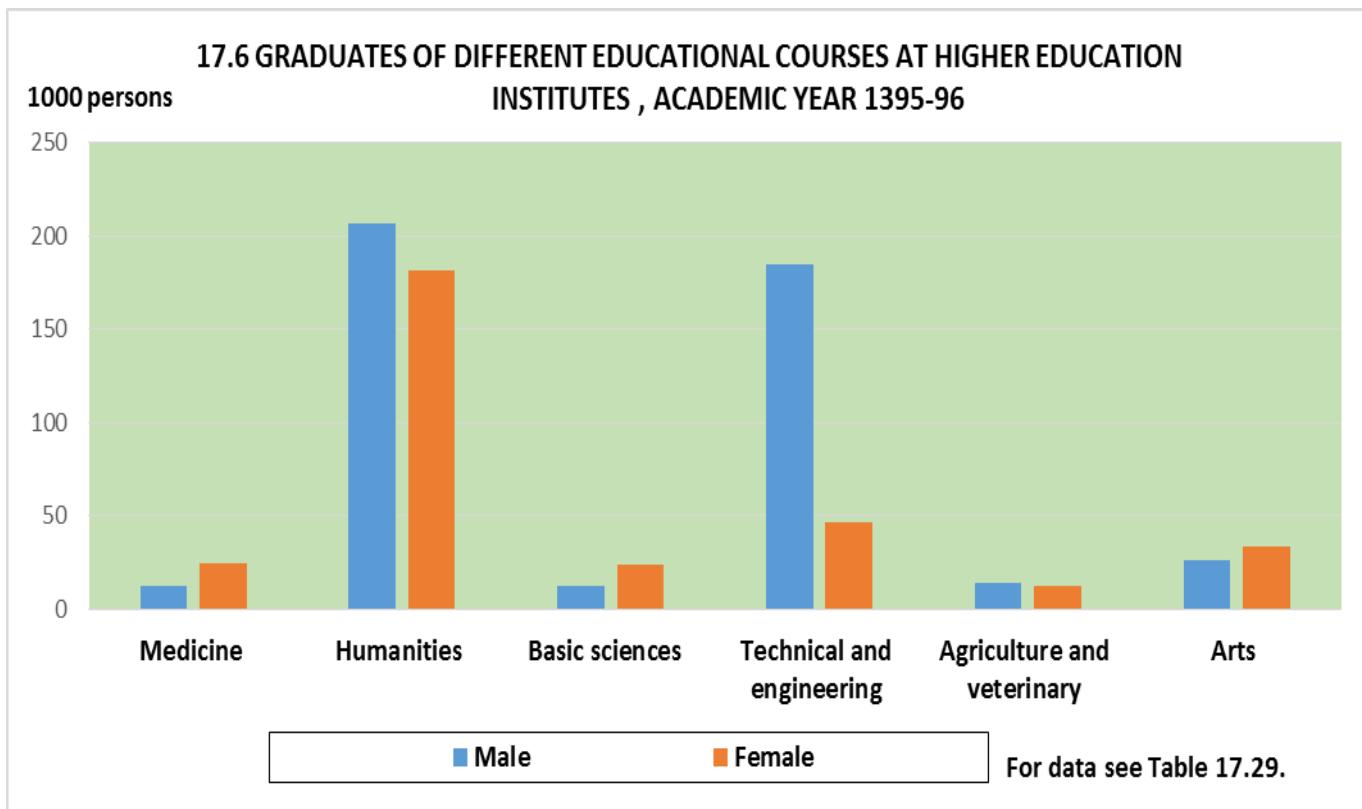
Academic year and university/higher education institute	Master's			Professional doctorate			Speciality doctorate		
	Both sexes	Male	Female	Both sexes	Male	Female	Both sexes	Male	Female
1379-80 ⁽²⁾	7647	5943	1704	4478	2867	1611	1721	1246	475
1384-85	16542	10769	5773	4845	2452	2393	2711	1887	824
1389-90 ⁽³⁾	46151	25898	20253	3584	1486	2098	4012	2690	1322
1391-92	75577	38818	36759	5344	2228	3116	6842	4230	2612
1392-93	97293	53023	44270	4899	2026	2873	7402	4388	3014
1393-94	120939	68906	52033	5222	2150	3072	7531	4251	3280
1394-95	132444	74980	57464	5803	2381	3422	8389	4836	3553
1395-96	159948	92388	67560	6112	2524	3588	10107	5883	4224
Universities and higher education institutes of the Ministry of Science, Research and Technology .	34488	17901	16587	347	176	171	4898	3181	1717
Payam-e-Noor University .	10697	5277	5420	0	0	0	161	105	56
Comprehensive University of Applied Science and Technology.....	74	59	15	0	0	0	0	0	0
Technical and Vocational University.....	0	0	0	0	0	0	0	0	0
Farhangian (teachers) University.....	29	16	13	0	0	0	0	0	0
Universities and higher education institutes of the Ministry of Health and Medical Education	4283	1370	2913	5450	2122	3328	3618	1691	1927
Universities and higher education institutes of other government agencies	1797	1210	587	0	0	0	142	129	13
Islamic Azad University....	100723	62211	38512	315	226	89	1122	641	481
Non-governmental and non-profit making higher education institutes.....	7857	4344	3513	0	0	0	166	136	30

1. Including Islamic Azad University except for the academic year 1379-80.

2. Excluding the Comprehensive University of Applied Science and Technology.

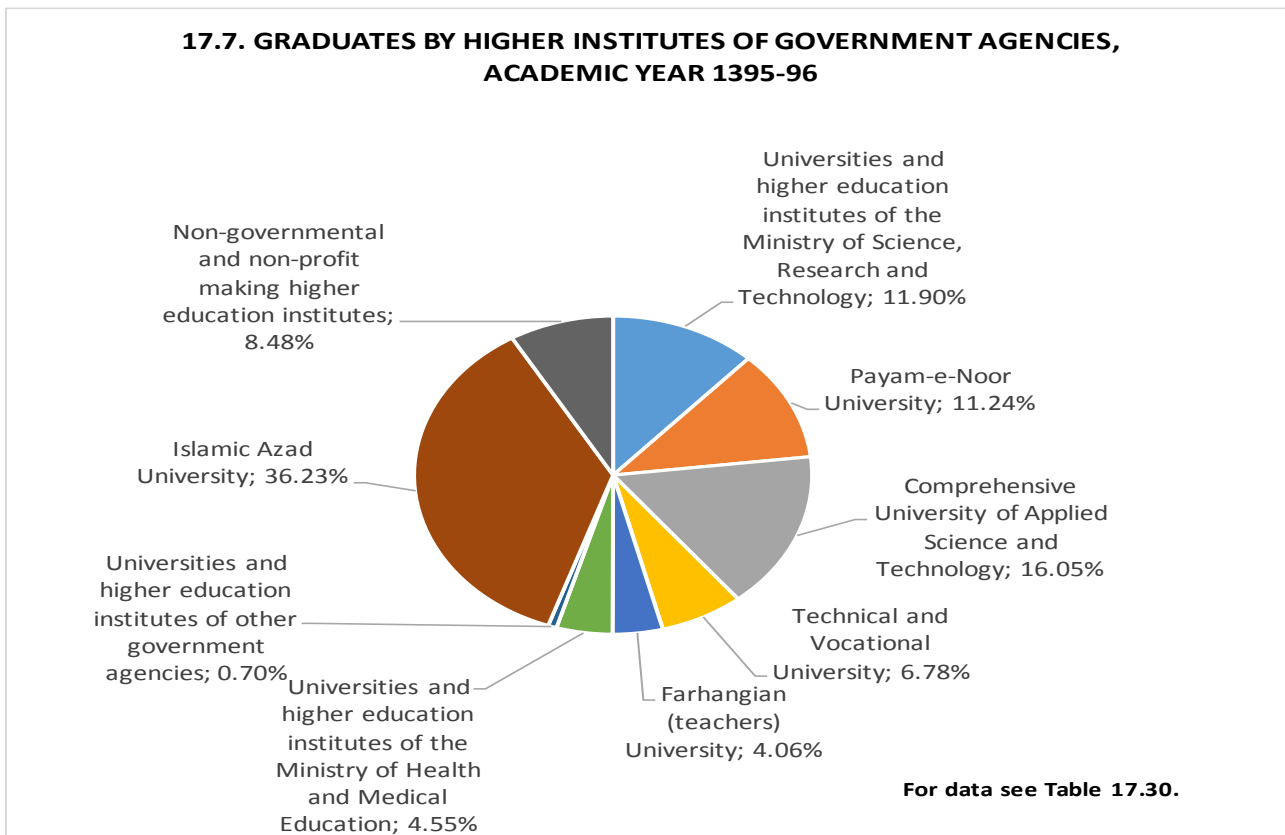
3. Statistics for the Comprehensive University of Applied Science and Technology are not presented by sex and are included in the total.

Source: Ministry of Science, Research and Technology



For data see Table 17.29.

Male Female



17.31. GRADUATES OF DIFFERENT EDUCATIONAL COURSES AT HIGHER EDUCATION INSTITUTES⁽¹⁾ BY OSTAN AND SEX

Academic year and Ostan	Total			Associate's			Bachelor's		
	Both sexes	Male	Female	Both sexes	Male	Female	Both sexes	Male	Female
1379-80 ⁽²⁾	130411	72633	57778	38314	22937	15377	78251	39640	38611
1384-85	340246	168947	171299	142459	77262	65197	173689	76577	97112
1389-90 ⁽³⁾	570730	281468	219621	204871	92791	48006	312112	158603	147942
1391-92	718801	394774	324027	226617	143618	82999	404421	205880	198541
1392-93	738260	413289	324971	183541	120252	63289	445125	233600	211525
1393-94	859697	505731	353966	246044	166542	79502	479961	263882	216079
1394-95	798736	466223	332513	195685	136823	58862	456415	247203	209212
1395-96.....	779646	457164	322482	173727	119644	54083	429752	236725	193027
East Azarbayejan.....	39583	25117	14466	7820	5962	1858	21338	12660	8678
West Azarbayejan	22250	13582	8668	6146	4410	1736	12565	7091	5474
Ardebil	12025	7285	4740	2459	1699	760	7285	4207	3078
Esfahan.....	51794	28662	23132	12748	8123	4625	29041	15116	13925
Alborz	19689	10943	8746	5104	3523	1581	11304	5668	5636
Ilam	6762	4070	2692	1539	1140	399	4417	2530	1887
Bushehr	11865	8303	3562	3662	2962	700	7000	4561	2439
Tehran	171358	96331	75027	30563	19528	11035	78459	41440	37019
Chaharmahal&Bakhtiyari ...	8692	4797	3895	2461	1407	1054	5189	2845	2344
South Khorasan	7890	4825	3065	1915	1536	379	4756	2643	2113
Khorasan-e-Razavi.....	46535	26386	20149	9990	6545	3445	28118	15342	12776
North Khorasan	7183	4123	3060	1952	1307	645	4628	2514	2114
Khuzestan.....	42165	25871	16294	10172	7505	2667	26721	15264	11457
Zanjan	12670	7570	5100	2550	1663	887	6981	4187	2794
Semnan.....	13766	7850	5916	1595	1011	584	7650	4147	3503
Sistan&Baluchestan	13758	7550	6208	2615	2118	497	9364	4527	4837
Fars.....	39143	22388	16755	9386	6037	3349	22651	12099	10552
Qazvin	18532	10728	7804	4145	2716	1429	10814	5907	4907
Qom.....	10535	6012	4523	1795	1188	607	6385	3413	2972
Kordestan	10913	6561	4352	2838	1981	857	6698	3778	2920
Kerman.....	23918	13779	10139	6727	4750	1977	12995	6928	6067
Kermanshah	15228	9404	5824	3472	2486	986	9562	5691	3871
Kohgiluyeh&Boyerahmad ..	8011	5495	2516	2110	1624	486	4783	3088	1695
Golestan	14295	8825	5470	2768	2122	646	8087	4726	3361
Gilan.....	27495	16017	11478	7574	5503	2071	15290	7956	7334
Lorestan.....	16191	9974	6217	4120	2902	1218	9979	5757	4222
Mazandaran.....	45244	26741	18503	10162	7073	3089	24013	13525	10488
Markazi	18037	11934	6103	4139	2948	1191	9352	5947	3405
Hormozgan.....	13426	8210	5216	3857	3040	817	7419	3848	3571
Hamedan	15213	8693	6520	3182	2087	1095	9238	5016	4222
Yazd	15480	9138	6342	4161	2748	1413	7670	4304	3366

17.31. GRADUATES OF DIFFERENT EDUCATIONAL COURSES AT HIGHER EDUCATION INSTITUTES⁽¹⁾ BY OSTAN AND SEX (continued)

Academic year and Ostan	Master's			Professional doctorate			Speciality doctorate		
	Both sexes	Male	Female	Both sexes	Male	Female	Both sexes	Male	Female
1379-80 ⁽²⁾	7647	5943	1704	4478	2867	1611	1721	1246	475
1384-85	16542	10769	5773	4845	2452	2393	2711	1887	824
1389-90 ⁽³⁾	46151	25898	20253	3584	1486	2098	4012	2690	1322
1391-92	75577	38818	36759	5344	2228	3116	6842	4230	2612
1392-93	97293	53023	44270	4899	2026	2873	7402	4388	3014
1393-94	120939	68906	52033	5222	2150	3072	7531	4251	3280
1394-95	132444	74980	57464	5803	2381	3422	8389	4836	3553
1395-96	159948	92388	67560	6112	2524	3588	10107	5883	4224
East Azarbayejan.....	9465	5987	3478	417	191	226	543	317	226
West Azarbayejan	3207	1879	1328	188	102	86	144	100	44
Ardebil	2160	1319	841	54	19	35	67	41	26
Esfahan.....	8900	4879	4021	380	147	233	725	397	328
Alborz	2900	1523	1377	48	40	8	333	189	144
Ilam	748	371	377	46	19	27	12	10	2
Bushehr	1120	748	372	68	25	43	15	7	8
Tehran	56732	32298	24434	1255	505	750	4349	2560	1789
Chaharmahal&Bakhtiyari ..	887	457	430	109	61	48	46	27	19
South Khorasan	1127	605	522	53	21	32	39	20	19
Khorasan-e-Razavi.....	7447	4001	3446	315	130	185	665	368	297
North Khorasan	578	293	285	25	9	16	0	0	0
Khuzestan.....	4696	2842	1854	279	95	184	297	165	132
Zanjan	2921	1619	1302	104	40	64	114	61	53
Semnan.....	4272	2550	1722	112	59	53	137	83	54
Sistan&Baluchestan	1429	756	673	234	80	154	116	69	47
Fars.....	6134	3798	2336	530	211	319	442	243	199
Qazvin	3399	2025	1374	100	39	61	74	41	33
Qom.....	2122	1243	879	34	8	26	199	160	39
Kordestan	1234	729	505	114	62	52	29	11	18
Kerman.....	3602	1836	1766	334	133	201	260	132	128
Kermanshah	1923	1092	831	141	59	82	130	76	54
Kohgiluyeh&Boyerahmad .	1051	751	300	48	22	26	19	10	9
Golestan	3181	1814	1367	70	31	39	189	132	57
Gilan.....	4289	2402	1887	166	56	110	176	100	76
Lorestan.....	2017	1272	745	35	17	18	40	26	14
Mazandaran.....	10307	5763	4544	397	162	235	365	218	147
Markazi	4361	2951	1410	68	28	40	117	60	57
Hormozgan.....	1997	1237	760	52	20	32	101	65	36
Hamedan	2466	1433	1033	138	59	79	189	98	91
Yazd	3276	1915	1361	198	74	124	175	97	78

1. Including Islamic Azad University except for the academic year 1379-80.

2.Excluding the Comprehensive University of Applied Science and Technology.

3.Statistics for the Comprehensive University of Applied Science and Technology are not presented by sex and are included in the total.

Source: Ministry of Science, Research and Technology

17.32. PERMANENT CENTRES OF TECHNICAL AND VOCATIONAL TRAINING ORGANIZATION

Year and Ostan	Both sexes	Only men	Only women	Dual purpose
1380.....	474	236	197	41
1385.....	541	227	160	154
1390.....	595	295	156	144
1392.....	673	374	159	140
1393.....	719	427	247	45
1394.....	698	239	169	290
1395.....	586	209	116	261
1396.....	552	191	95	266
East Azarbayejan.....	24	9	0	15
West Azarbayejan	20	5	4	11
Ardebil	19	7	5	7
Esfahan.....	40	12	5	23
Alborz	8	0	1	7
Ilam	10	2	2	6
Bushehr	15	5	3	7
Tehran	22	15	2	5
Chaharmahal&Bakhtiyari	10	4	1	5
South Khorasan	14	4	3	7
Khorasan-e-Razavi.....	34	10	3	21
North Khorasan.....	9	4	0	5
Khuzestan	32	15	5	12
Zanjan	12	1	3	8
Semnan.....	12	5	5	2
Sistan&Baluchestan	23	9	9	5
Fars	39	22	9	8
Qazvin	10	4	3	3
Qom	7	2	3	2
Kordestan	12	4	1	7
Kerman	21	9	1	11
Kermanshah	20	2	2	16
Kohgiluyeh&Boyerahmad	11	4	3	4
Golestan	15	1	1	13
Gilan.....	21	0	2	19
Lorestan.....	14	7	4	3
Mazandaran.....	20	6	1	13
Markazi	14	9	3	2
Hormozgan.....	12	1	1	10
Hamedan	17	10	7	0
Yazd	15	3	3	9

Sources: Ministry of Cooperatives, Labour, and Social Welfare
Technical and Vocational Training Organization

17.33. PERMANENT AND CONTRACTUAL INSTRUCTORS IN THE PERMANENT CENTRES OF TECHNICAL AND VOCATIONAL TRAINING ORGANIZATION

Year and Ostan	Both sexes	Male	Female
1380.....	1768	1602	166
1385.....	1549	1458	91
1390.....	1981	1789	192
1392.....	2163	1946	217
1393.....	2063	1854	209
1394.....	2129	1949	180
1395 ⁽¹⁾	4224	2837	1387
1396⁽²⁾.....	4282	2873	1409
East Azarbayejan.....	173	141	32
West Azarbayejan	152	100	52
Ardebil	84	51	33
Esfahan.....	306	166	140
Alborz	113	85	28
Ilam	108	63	45
Bushehr	89	63	26
Tehran	252	183	69
Chaharmahal&Bakhtiari	74	44	30
South Khorasan	100	54	46
Khorasan-e-Razavi.....	225	163	62
North Khorasan	57	36	21
Khuzestan	239	162	77
Zanjan	71	29	42
Semnan.....	111	65	46
Sistan&Baluchestan	142	70	72
Fars	304	221	83
Qazvin	63	43	20
Qom	47	30	17
Kordestan	86	64	22
Kerman	191	124	67
Kermanshah	112	90	22
Kohgiluyeh&Boyerahmad	74	40	34
Golestan	106	88	18
Gilan.....	201	162	39
Lorestan.....	146	113	33
Mazandaran.....	212	172	40
Markazi	100	61	39
Hormozgan.....	71	44	27
Hamedan	145	81	64
Yazd	98	47	51

1. The significant increase in the number of permanent and contractual instructors in the year 1395 was due to the change in the employment status of the instructors .

2. The difference between the total and the parts is due to the statistics for " training of instructors" which is included with the total

Sources: Ministry of Cooperatives, Labour, and Social Welfare
Technical and Vocational Training Organization

17.34. PERSONS COMPLETED COURSES IN PERMANENT CENTRES OF TECHNICAL AND VOCATIONAL TRAINING ORGANIZATION BY BROAD FIELD OF EDUCATION AND SEX

year and Ostan	Total			Industry			Services		
	Both sexes	Male	Female	Both sexes	Male	Female	Both sexes	Male	Female
1380.....	000	000	000	000	000	000	000	000	000
1385.....	000	000	000	000	000	000	000	000	000
1390.....	000	000	000	000	000	000	000	000	000
1392.....	000	000	000	000	000	000	000	000	000
1393.....	322657	246431	76226	145824	129361	16463	91427	54558	36869
1394.....	376248	233198	143050	216127	191393	24734	89818	26403	63415
1395.....	823870	517594	306276	385171	345751	39420	254411	110231	144180
1396⁽¹⁾.....	964937	641245	323692	448275	408596	39679	319111	162663	156448
East Azarbayejan.....	40403	28200	12203	19803	18644	1159	14101	5724	8377
West Azarbayejan	31271	18393	12878	10320	10000	320	12524	4846	7678
Ardebil	15522	9621	5901	6969	6203	766	4226	1286	2940
Esfahan.....	84157	52366	31791	33169	29754	3415	30532	14671	15861
Alborz	20517	13741	6776	10283	8757	1526	5808	2873	2935
Ilam	13387	7674	5713	4448	3509	939	4385	2335	2050
Bushehr	30078	21356	8722	12652	11703	949	13164	8462	4702
Tehran	99643	90529	9114	50485	48981	1504	44888	39693	5195
Chaharmahal&Bakhtiyari	15804	8703	7101	6017	5384	633	5091	2316	2775
South Khorasan.....	22171	11700	10471	9537	8719	818	6144	2113	4031
Khorasan-e-Razavi.....	65315	40595	24720	26780	23554	3226	21468	9765	11703
North Khorasan.....	13603	9462	4141	8114	7104	1010	2763	1074	1689
Khuzestan.....	49975	31451	18524	23455	21686	1769	15437	7050	8387
Zanjan	24864	12824	12040	10006	8836	1170	9889	3263	6626
Semnan.....	21289	13108	8181	8775	8112	663	6397	3153	3244
Sistan&Baluchestan	26429	12087	14342	9093	8634	459	12810	2885	9925
Fars.....	67358	47716	19642	41093	35974	5119	12787	5984	6803
Qazvin.....	14796	9389	5407	7471	6920	551	5070	1772	3298
Qom.....	13545	8948	4597	6236	5695	541	3822	2264	1558
Kordestan	18282	12945	5337	9597	9063	534	5223	2131	3092
Kerman.....	33721	21418	12303	16726	15005	1721	10174	4713	5461
Kermanshah	20570	13775	6795	12122	10348	1774	4812	1953	2859
Kohgiluyeh&Boyerahmad	9847	5830	4017	3987	3628	359	4065	1611	2454
Golestan	29026	19935	9091	15434	14121	1313	5612	2765	2847
Gilan.....	32922	23861	9061	16517	14793	1724	9997	6411	3586
Lorestan.....	22543	15972	6571	11590	10487	1103	6425	3401	3024
Mazandaran.....	37261	26127	11134	19024	17650	1374	10629	5271	5358
Markazi	20522	13439	7083	9811	8816	995	6197	3189	3008
Hormozgan.....	15280	10019	5261	8574	8053	521	3014	906	2108
Hamedan	29025	16390	12635	10250	9196	1054	11402	5264	6138
Yazd	25811	13671	12140	9937	9267	670	10255	3519	6736

17.34. PERSONS COMPLETED COURSES IN PERMANENT CENTRES OF TECHNICAL AND VOCATIONAL TRAINING ORGANIZATION BY BROAD FIELD OF EDUCATION AND SEX (continued)

Year and Ostan	Agriculture			Culture and art		
	Both sexes	Male	Female	Both sexes	Male	Female
1380.....	000	000	000	000	000	000
1385.....	000	000	000	000	000	000
1390.....	000	000	000	000	000	000
1392.....	000	000	000	000	000	000
1393.....	49490	30104	19386	35916	32408	3508
1394.....	30311	12719	17592	39992	2683	37309
1395.....	98197	54425	43772	86091	7187	78904
1396⁽¹⁾.....	92846	58444	34402	100762	9236	91526
East Azarbayejan.....	3656	2767	889	2358	667	1691
West Azarbayejan	4811	3279	1532	3599	268	3331
Ardebil	2281	2018	263	2046	114	1932
Esfahan.....	8520	5658	2862	11333	1866	9467
Alborz	2768	1853	915	1537	158	1379
Ilam	2342	1529	813	2159	286	1873
Bushehr	1899	951	948	2313	239	2074
Tehran	1619	1353	266	2651	502	2149
Chaharmahal&Bakhtiyari ...	1846	861	985	2677	97	2580
South Khorasan	1471	570	901	4964	297	4667
Khorasan-e-Razavi.....	9293	6659	2634	7278	439	6839
North Khorasan.....	2160	1273	887	547	2	545
Khuzestan.....	4145	2185	1960	6904	496	6408
Zanjan	1485	577	908	3401	66	3335
Semnan.....	2575	1417	1158	3371	412	2959
Sistan&Baluchestan	1277	525	752	3232	43	3189
Fars.....	7402	5130	2272	5748	338	5410
Qazvin	906	597	309	1349	100	1249
Qom.....	1072	721	351	2340	194	2146
Kordestan	1771	1578	193	1677	159	1518
Kerman.....	2740	1301	1439	3863	248	3615
Kermanshah	2128	1321	807	1461	135	1326
Kohgiluyeh&Boyerahmad ..	672	452	220	1123	139	984
Golestan	5324	2689	2635	2307	191	2116
Gilan.....	4334	2424	1910	2034	210	1824
Lorestan.....	2165	1821	344	2350	254	2096
Mazandaran.....	5255	2918	2337	2272	284	1988
Markazi	1758	1127	631	2745	296	2449
Hormozgan.....	2176	917	1259	1516	143	1373
Hamedan	2167	1485	682	4968	323	4645
Yazd	828	488	340	4639	270	4369

1. Training group "strategic technology" has been added to major training groups since the year 1396.

*Sources: Ministry of Cooperatives, Labour, and Social Welfare
Technical and Vocational Training Organization*