

Introduction

Survey of mines-related activities and continuous dissemination of its results began by the then Ministry of Industry, Mine and Trade in the year 1333. Related statistics were published annually in the attachment of the publication "Statistics on Manufacturing Activities" until the year 1339, but they have appeared in a separate publication ever since under the title of "Statistics on Mineral Activities of Iran". The first census of mines of the country was carried out in the month of Azar in the year 1342 by the Ministry of Economy. Statistical Bureau of the Ministry of Economy collected and published statistics on mines-related activities annually from the year 1342 to the year 1353, using statistics from nationwide mines registers and records. The second census of mines of the country was conducted by the cooperation of the SCI and the Ministry of Industry, Mine and Trade in the year 1353. The SCI used to conduct a survey of a selected number of mines annually from the year 1353 to the year 1357. This part of the economic activities suffered from the lack of statistics during the year 1357 to the year 1363, because in the interim, neither were statistical surveys implemented nor were comprehensive registers made available. The SCI conducted a survey of mines, run by the public sector in the years 1364 and 1365, and also carried out the third census of mines of the country in the year 1366. The survey of mines has been conducted every year from the year 1367 to the year 1397 except for the years 1370 and 1384.

The data presented in this chapter are from the aforementioned censuses and surveys as well as data from the mineral cooperatives companies reported by the Ministry of Cooperatives, Labor and Social Welfare.

On the statistics presented, it should be noted that:

(1) In the survey of the operating mines of the country, statistics on oil and gas, radioactive materials, and clay were not collected. However, due to the special importance of oil and gas statistics, the related information is separately presented in chapter 7 (Oil and gas).

(2) In the survey of operating mines, sand and gravel mines are enumerated by a sample survey and other mines by a census.

(3) The ISIC Rev.5 is followed with appropriate modifications for the classification of activities in this sector.

Definitions and concepts

Mine: refers to an area which contains mineral deposit.

Ore dressing: refers to all physical, chemical, or physicochemical operations for separating some of the waste materials from ores or separating ores from one another.

Operating mine: Every mine in which some operations are done for extraction, dressing activities of producing marketable ores.

Private management: management exercised by individuals or private institutions.

Public management: management exercised by the ministries, government organizations, Islamic Revolution Foundations, banks, municipalities, and other public institutions.

Workers: all the individuals working full-time or part-time in mine-related activities inside or outside of the mine. The employed persons are divided into two groups: production line workers (skilled and unskilled) and other workers (administrative, financial and service) according to their duties.

Production line skilled workers: employed persons capable of performing a part of technical activities related to the production line due to their

know-how and experience. Engineers, technicians, craftsmen, foremen, skilled laborers, fitters, and drivers are some examples.

Production line unskilled workers: refer to persons, working in production line, whose jobs do not require any specific training or experience; such as laborers and porters.

Other workers (administrative, financial and service): Employed persons engaged in clerical, administrative, financial and services activities in mines or their central offices but not engaged directly in the extraction and production activities.

In the presentation of statistics on employed persons, it is noteworthy that the method of "average number of employed persons" has been employed in the calculation.

Compensation of employees: refers to wage, salary and other payments (money, goods, etc.) to wage and salary earners.

Mineral production: all minerals obtained from a series of extraction activities that make them marketable. It should be mentioned that in some mining activities, minerals are supplied to the market without undergoing dressing process, whereas, in others, minerals are supplied to the market after a series of physical and/or chemical treatments for separating some of the waste from ores, separating ores from one another, or increasing fineness of raw material. In addition, in one mining activities, several minerals may be produced. For example, copper ore mining activity includes minerals of copper ore and copper and molybdenum concentrates production.

Value of mine products: refers to value of extracted ores, value of processed minerals at the mine and saleable mineral waste products at producer prices at the mine.

Investment (changes in the value of non-financial assets): the sum of the purchase or acquisition value and the cost of substantial repairs of non-financial assets minus the sale or transfer value of non-financial assets) over a period of time are called investments.

Value added: is the surplus value created during production.

Value of receipts (outputs): the value received by the mine is the value received for production services and non-production services.

Value of payments (inputs): Value paid for the services.

Cooperative: is a company consisting of natural persons, with at least 7 members, all or at least 51% of whose capital is financed by the members and is registered in accordance with the provisions of the law on the cooperative sector. It should be noted that before determining the minimum number of members of cooperatives according to the mentioned law, some cooperatives with less than 7 members have been formed.

Mines cooperative: is a cooperative that engages in the extraction, exploitation, and sales of minerals extracted from operating mines.

Selected information

According to the results of national operating mines survey in the year 1396, there were a number of 5353 operating mines. The results show that a total of 95831 workers were working in these mines and the number of workers increased by 2.5 percent compared to the year 1395.

In the year 1396, the value of mines products amounted to 250485343 million rials. Iron ore, copper ore and decorative stones with 121223295, 75040911 and 10044414 million rials accounted for the highest annual production value, respectively.

In the year 1396, the value added of the nation's operating mine amounted to 195114614 million rials. Iron ore, copper ore, and decorative stones with 89295133, 63477195 and 8263513 million rials had the highest value added, respectively. Total value-added of these mines accounted for about 82% of the sector's total value added.

Moreover, Kerman, Yazd and East Azarbayejan provinces, with 95612235, 33831102 and 19546680 million rials had the highest value added of the nation's operating mines among the provinces.

In the year 1396, an amount of 21694354 million rials of new investment was made, of which 68% is related to machinery, durable tools and office equipment, 8% is for the construction and installations (without land), 3% is related to vehicles, and 2% for the development and exploration.

6.1. NUMBER OF MINES, WORKERS, COMPENSATION OF EMPLOYEES AND VALUE OF PRODUCTION IN OPERATING MINES BY OSTAN (mln rials)

Year and Ostan	Number of mines			Number of workers			
	Total	Type of management		Total	Production line		Other (administrative financial and service)
		Private	Public		Skilled	Unskilled	
1380.....	2892	2548	344	55560 ⁽¹⁾	28013	14939	12608
1385.....	3582	3301	281	60062 ⁽¹⁾	31107	16146	12810
1390.....	5246	5036	209	84528	45159	21280	18089
1392.....	5445	5276	170	94640	50886	22808	20946
1393.....	5355	5199	156	91869	51499	21372	18998
1394.....	5214	5056	158	91211	52975	19878	18358
1395 ⁽²⁾	4913	4744	169	93486	54826	20337	18323
1396.....	5353	5158	195	95831	55165	21134	19532
East Azarbayejan.....	239	232	7	4984	2600	1645	739
West Azarbayejan	308	295	12	2456	1380	370	706
Ardebil	110	109	1	590	318	117	155
Esfahan	341	331	9	5379	3353	796	1230
Alborz	31	30	1	455	221	114	120
Ilam	32	29	3	298	160	46	92
Bushehr	195	194	1	1432	787	199	445
Tehran.	118	115	3	2133	962	620	552
Chaharmahal&Bakhtiyari	108	103	5	408	195	74	140
South Khorasan	194	187	7	4730	1933	2234	563
Khorasan-e-Razavi.....	398	385	13	5705	2452	1915	1338
North Khorasan	87	69	18	923	682	104	137
Khuzestan	123	123	0	1026	538	186	302
Zanjan	141	138	3	1773	1171	217	385
Semnan.....	282	270	12	4249	2706	696	847
Sistan&Baluchestan	80	79	1	1207	641	397	169
Fars	304	294	9	5113	3795	475	842
Qazvin	171	166	5	852	429	137	286
Qom	61	61	0	633	280	246	107
Kordestan	170	156	14	1389	810	245	334
Kerman	656	641	15	23884	14011	4579	5294
Kermanshah	71	71	0	827	373	163	291
Kohgiluyeh&Boyerahmad	69	48	21	400	236	82	82
Golestan	87	84	3	1615	935	296	384
Gilan	61	56	5	823	377	257	189
Lorestan.....	82	75	7	1472	674	264	534
Mazandaran.....	113	107	6	2537	1659	450	428
Markazi	236	229	7	2217	1110	582	525
Hormozgan	168	166	2	2044	1327	509	207
Hamedan	182	182	0	1408	771	316	321
Yazd	138	132	6	12871	8280	2804	1787

6.1. NUMBER OF MINES, WORKERS, COMPENSATION OF EMPLOYEES AND VALUE OF PRODUCTION IN OPERATING MINES BY OSTAN (continued) (mln rials)

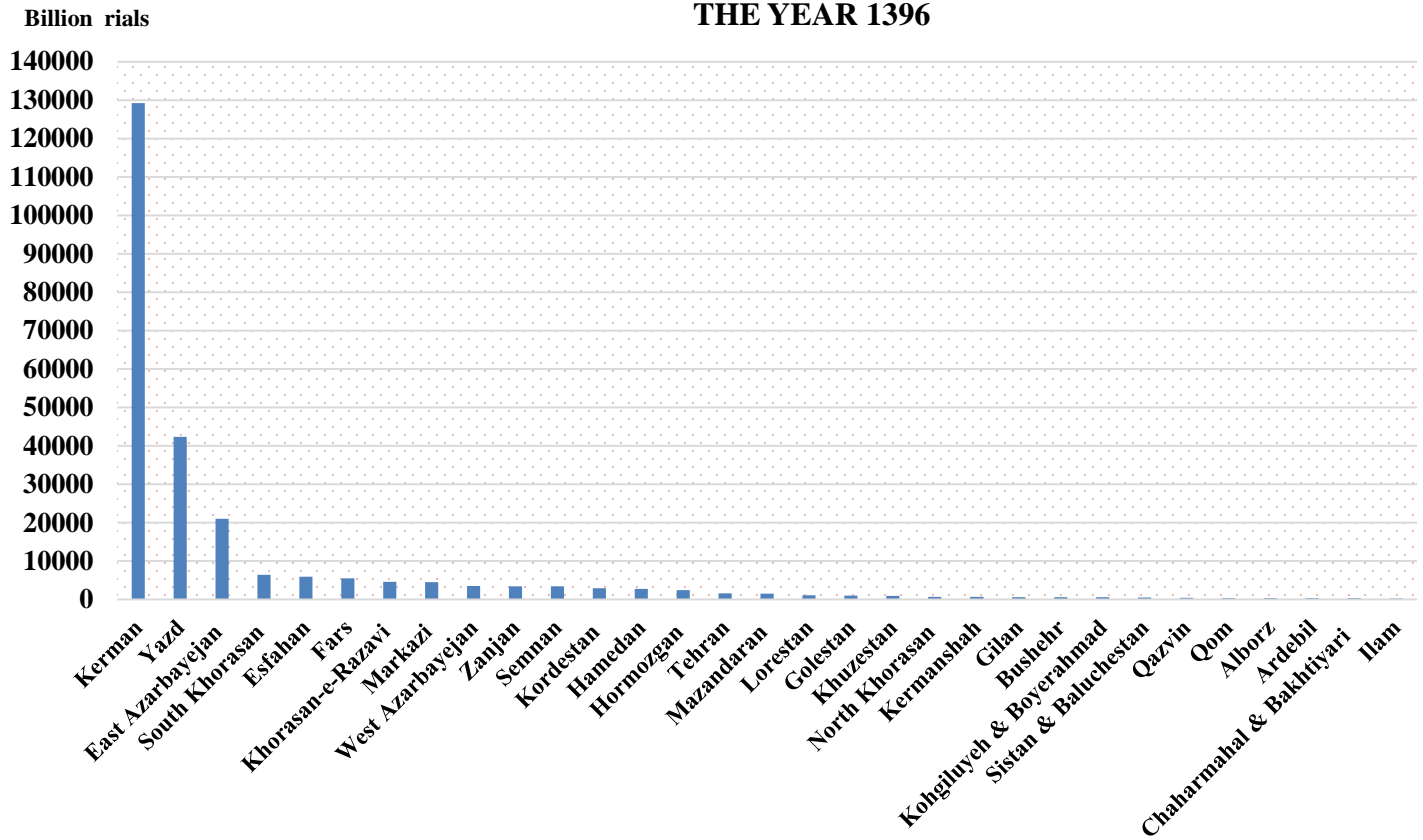
Year and Ostan	Compensation of employees	Value of production
1380.....	899382	5675787
1385.....	2307840	22642408
1390.....	7316839	65442497
1392.....	12063847	126738474
1393.....	15797219	139206408
1394.....	20722775	118291069
1395 ⁽²⁾	23912398	165734101
1396.....	29857148	250485343
East Azarbayejan.....	2192736	21007987
West Azarbayejan.....	449601	3561294
Ardebil.....	62063	373022
Esfahan.....	1282420	5949807
Alborz.....	107760	390391
Ilam.....	52019	289540
Bushehr.....	152213	627399
Tehran.....	412619	1631356
Chaharmahal& Bakhtiyari.....	59932	336532
South Khorasan.....	933526	6430778
Khorasan-e-Razavi.....	1601268	4618430
North Khorasan.....	211143	713055
Khuzestan.....	166767	949433
Zanjan.....	350790	3465755
Semnan.....	550623	3416685
Sistan&Baluchestan.....	232266	540261
Fars.....	829027	5503819
Qazvin.....	149075	467286
Qom.....	172258	407805
Kordestan.....	214749	2985303
Kerman.....	11338833	129188756
Kermanshah.....	125121	669376
Kohgiluyeh&Boyerahmad.....	79057	580133
Golestan.....	270947	1027322
Gilan.....	96056	632685
Lorestan.....	238711	1138535
Mazandaran.....	517255	1560722
Markazi.....	519233	4496685
Hormozgan.....	339769	2428652
Hamedan.....	246558	2762548
Yazd.....	5902753	42333993

1. Excluding the workers of mines in which part of the extraction activities was outsourced according to a contract in the year 1387 and before that.

2. Statistics for sand and gravel mines obtained from sampling survey were generalized to the whole country which has caused differences between the total and sum of parts in some cases.

Source: Statistical Centre of Iran.

**6.1. VALUE OF MINERAL PRODUCTS OF OPERATING MINES BY OSTAN,
THE YEAR 1396**



For data see Table 6.1.

6.2. NUMBER OF MINES, WORKERS, COMPENSATION OF WAGE AND SALARY EARNERS AND VALUE OF PRODUCTION IN OPERATING MINES BY TYPE OF ACTIVITY, THE YEAR 1396
(mln rials)

Activity	Number of mines			Number of workers			Compensation of wage and salary earners	Value of production	
	Total	Type of management		Total	Production line				
		Private	Public		Skilled	Unskilled			Other (administrative, financial and service)
Total ⁽¹⁾.....	5353	5158	195	95831	55165	21134	19532	29857148	250485343
Mining of hard coal.....	88	76	12	9997	5684	3125	1188	1927590	8367948
Mining of iron ore.....	135	128	7	25688	14890	5899	4899	13695649	121223295
Mining of lead and zinc	42	40	2	3400	2112	768	521	1011315	6771538
Mining of gold ore	13	11	2	854	472	214	168	236986	2745437
Mining of copper ore.....	55	52	3	8999	5019	2005	1975	5273912	75040911
Mining of chromite	61	61	0	2100	1105	713	282	567132	1323044
Mining of manganese	20	20	0	528	214	254	60	124457	271168
Mining of bauxite	16	11	5	452	369	52	31	123167	851412
Mining of nickel, antimony and titanium ..	4	2	2	79	54	14	11	12119	90420
Mining of gravel and sand	1417	1340	77	10329	5841	1766	2723	1333900	5522587
Mining of decorative stones	704	697	7	10220	6224	1848	2149	1880586	10044414
Mining of rubble stone	767	748	18	4396	2408	847	1141	525520	2517045
Mining of ballast stone	8	8	0	101	54	22	25	28748	74135
Mining of lime stone	1010	963	47	10470	6138	1821	2511	1791876	9474486
Mining of gypsum.....	235	232	3	1932	1072	411	449	252560	1181448
Mining of kaolin, fireclay and	181	180	1	1485	934	254	298	271081	1259614
Mining of dolomite	25	25	0	164	98	28	38	19436	72245
Mining of bentonite's and fuller's earth	52	52	0	256	139	49	68	30530	135175
Mining of barite	67	67	0	477	244	126	107	85008	343943
Mining of strontium sulphate & boron.....	13	13	0	126	71	28	27	21262	79215
Mining of sodium sulphate	8	5	3	128	56	53	19	31303	73278
Mining of limonite and ferrous oxide	5	5	0	26	12	5	9	978	5200
Mining of fluorine	18	18	0	292	180	76	36	49233	207332
Mining of phosphate, potash & iodine	5	3	2	397	269	66	62	131587	994343
Mining of salt.....	68	67	1	552	267	153	132	84473	425748
Mining of bitumen	8	8	0	79	31	11	37	7942	54450
Mining of silica	131	130	1	883	493	153	237	130007	620329
Mining of ores slag	85	84	1	467	263	79	125	55099	216940
Mining of feldspar.....	74	73	1	419	224	59	136	43445	196196
Mining of talcum.....	11	11	0	64	34	11	19	11137	31659
Mining of shell & mica.	12	12	0	77	39	26	12	11934	38003
Mining of magnesite and whiting	12	12	0	230	100	101	29	44181	163021
Mining of precious and semi-precious stones	4	4	0	165	56	100	9	42996	69362

1. Difference in the total is due to rounded numbers.

Source: Statistical Centre of Iran.

6.3. MINERALS PRODUCTION IN OPERATING MINES BY TYPE OF ACTIVITY, THE YEAR 1396 (1000 tons)

Activity	Production
Total	361206
Mining of hard coal.....	3437
Mining of iron ore.....	68440
Mining of lead and zinc.....	2317
Mining of gold ore.....	1881
Mining of copper ore.....	7428
Mining of chromite.....	301
Mining of manganese.....	101
Mining of bauxite.....	1047
Mining of nickel, antimony and titanium.....	13
Mining of gravel and sand.....	69842
Mining of decorative stones.....	10997
Mining of rubble stone.....	25173
Mining of ballast stone.....	391
Mining of lime stone.....	136478
Mining of gypsum.....	13476
Mining of kaolin and fireclay.....	7517
Mining of dolomite.....	580
Mining of bentonite's and fuller's earth.....	804
Mining of barite.....	238
Mining of strontium sulphate & boron.....	96
Mining of sodium sulphate.....	611
Mining of limonite and ferrous oxide.....	51
Mining of fluorine.....	40
Mining of phosphate, potash & iodine.....	127
Mining of salt.....	3025
Mining of bitumen.....	29
Mining of silica.....	3520
Mining of ores slag.....	1568
Mining of feldspar.....	1358
Mining of talcum.....	82
Mining of shell & mica.....	84
Mining of magnesite & whiting.....	155
Mining of precious and semi-precious stones.....	0.072

Source: Statistical Centre of Iran.

**6.4. VALUE OF MINERALS PRODUCTION IN OPERATING MINES BY TYPE OF ACTIVITY,
THE YEAR: 1396**

(mln rials)

Activity	Value of production
Total.....	250485343
Mining of hard coal.....	8367948
Mining of iron ore.....	121223295
Mining of lead and zinc.....	6771538
Mining of gold ore.....	2745437
Mining of copper ore.....	75040911
Mining of chromite.....	1323044
Mining of manganese.....	271168
Mining of bauxite.....	851412
Mining of nickel, antimony and titanium.....	90420
Mining of gravel and sand.....	5522587
Mining of decorative stones.....	10044414
Mining of rubble stone.....	2517045
Mining of ballast stone.....	74135
Mining of lime stone.....	9474486
Mining of gypsum.....	1181448
Mining of kaolin and fireclay.....	1259614
Mining of dolomite.....	72245
Mining of bentonite's and fuller's earth.....	135175
Mining of barite.....	343943
Mining of strontium sulphate & boron.....	79215
Mining of sodium sulphate.....	73278
Mining of limonite and ferrous oxide.....	5200
Mining of fluorine.....	207332
Mining of phosphate, potash & iodine.....	994343
Mining of salt.....	425748
Mining of bitumen.....	54450
Mining of silica.....	620329
Mining of ores slag.....	216940
Mining of feldspar.....	196196
Mining of talcum.....	31659
Mining of shell & mica.....	38003
Mining of magnesite & whiting.....	163021
Mining of precious and semi-precious stones.....	69362

Source: Statistical Centre of Iran.

6.5. VALUE ADDED, INPUTS AND OUTPUTS VALUE OF OPERATING MINES BY OSTAN**(mln rials)**

Year and Ostan	Value added	Payments (inputs)	Receipts (outputs)
1380.....	4618050	1254792	5872841
1385.....	16666060	6345035	23011095
1390.....	50421673	16506152	66927825
1392.....	93432183	35910466	129342649
1393.....	97590386	45031120	142621506
1394.....	84071447	36328753	120400200
1395.....	123275908	45348911	168624819
1396.....	195114614	59179148	254293762
East Azerbayejan.....	19546680	1495293	21041974
West Azarbayejan	3110846	518679	3629525
Ardebil	267423	117691	385114
Esfahan	3918638	2185279	6103917
Alborz	312788	98367	411155
Ilam	258590	42554	301144
Bushehr	471830	185698	657528
Tehran	1397608	267033	1664642
Chaharmahal&Bakhtiyari	228805	119185	347990
South Khorasan	6002149	584756	6586905
Khorasan-e-Razavi	3478578	1328961	4807540
North Khorasan	542835	197911	740746
Khuzestan	703381	303476	1006857
Zanjan	2240920	1546845	3787765
Semnan.....	3033322	434650	3467972
Sistan&Baluchestan	384948	245869	630816
Fars.....	4575065	1160251	5735316
Qazvin	373373	140820	514192
Qom.....	344476	80243	424718
Kordestan	2747040	311499	3058539
Kerman.....	95612235	35064122	130676357
Kermanshah	412157	274337	686495
Kohgiluyeh&Boyerahmad	415389	181746	597135
Golestan	693557	370226	1063783
Gilan	397249	238944	636193
Lorestan.....	739242	422912	1162154
Mazandaran.....	1053400	622769	1676169
Markazi	3729883	882968	4612851
Hormozgan.....	2069726	429093	2498819
Hamedan	2221378	585503	2806881
Yazd	33831102	8741467	42572568

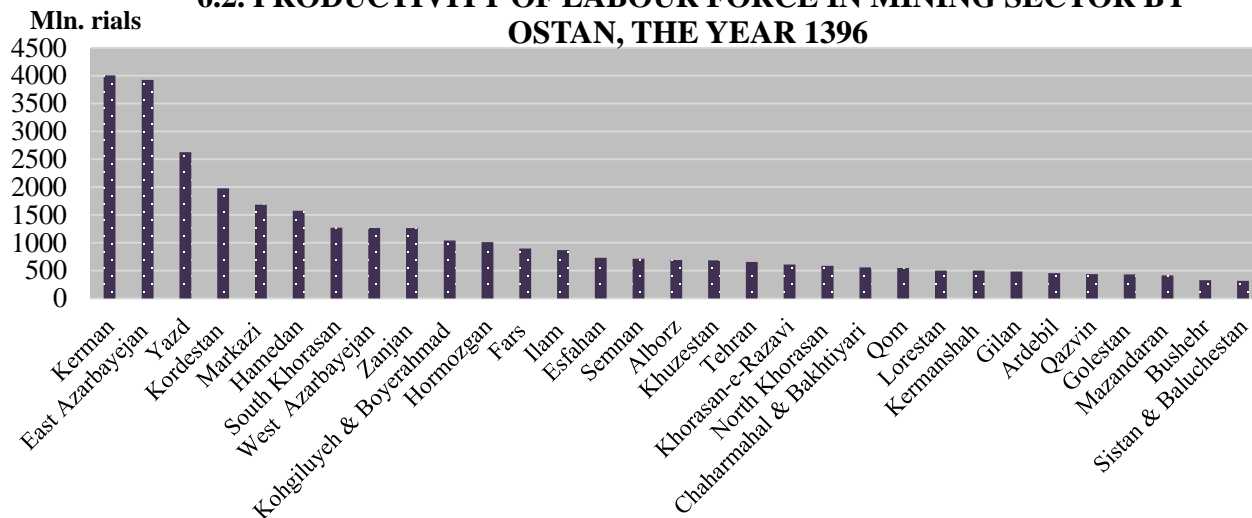
Source: Statistical Centre of Iran.

6.6. VALUE ADDED, INPUTS AND OUTPUTS VALUE OF OPERATING MINES BY TYPE OF ACTIVITY, THE YEAR 1396 (mln rials)

Activity	Value added	Payments (inputs)	Receipts (outputs)
Total.....	195114614	59179148	254293762
Mining of hard coal.....	7541449	991002	8532451
Mining of iron ore.....	89295133	32387905	121683038
Mining of lead and zinc	4534174	2605280	7139453
Mining of gold ore	2192837	622425	2815262
Mining of copper ore.....	63477195	12971826	76449021
Mining of chromite	1131912	218062	1349974
Mining of manganese	231666	56005	287670
Mining of bauxite	749182	109181	858362
Mining of nickel, antimony and titanium.....	73343	18087	91430
Mining of gravel and sand.....	4049757	1747631	5797388
Mining of decorative stones	8263513	2157754	10421267
Mining of rubble stone	1855964	760095	2616059
Mining of ballast stone.....	57205	24458	81662
Mining of lime stone	6805183	2987399	9792582
Mining of gypsum.....	912993	297167	1210160
Mining of kaolin, fireclay and	977410	327136	1304545
Mining of dolomite	42131	32256	74387
Mining of bentonite's and fuller's earth.....	88451	50805	139256
Mining of barite	273763	80826	354589
Mining of strontium sulphate & boron.....	62043	18611	80655
Mining of sodium sulphate	61134	13001	74134
Mining of limonite and ferrous oxide	3681	1593	5274
Mining of fluorine.....	191901	28951	220852
Mining of phosphate, potash & iodine.....	859742	150280	1010022
Mining of salt.....	348048	113816	461864
Mining of bitumen	41612	14091	55702
Mining of silica	481176	161385	642561
Mining of ores slag	151473	81111	232585
Mining of feldspar.....	129769	72682	202450
Mining of talcum.....	17423	15001	32424
Mining of shell & mica.	27682	11215	38896
Mining of magnesite and whiting	120108	48316	168424
Mining of precious and semi-precious stones....	65563	3799	69362

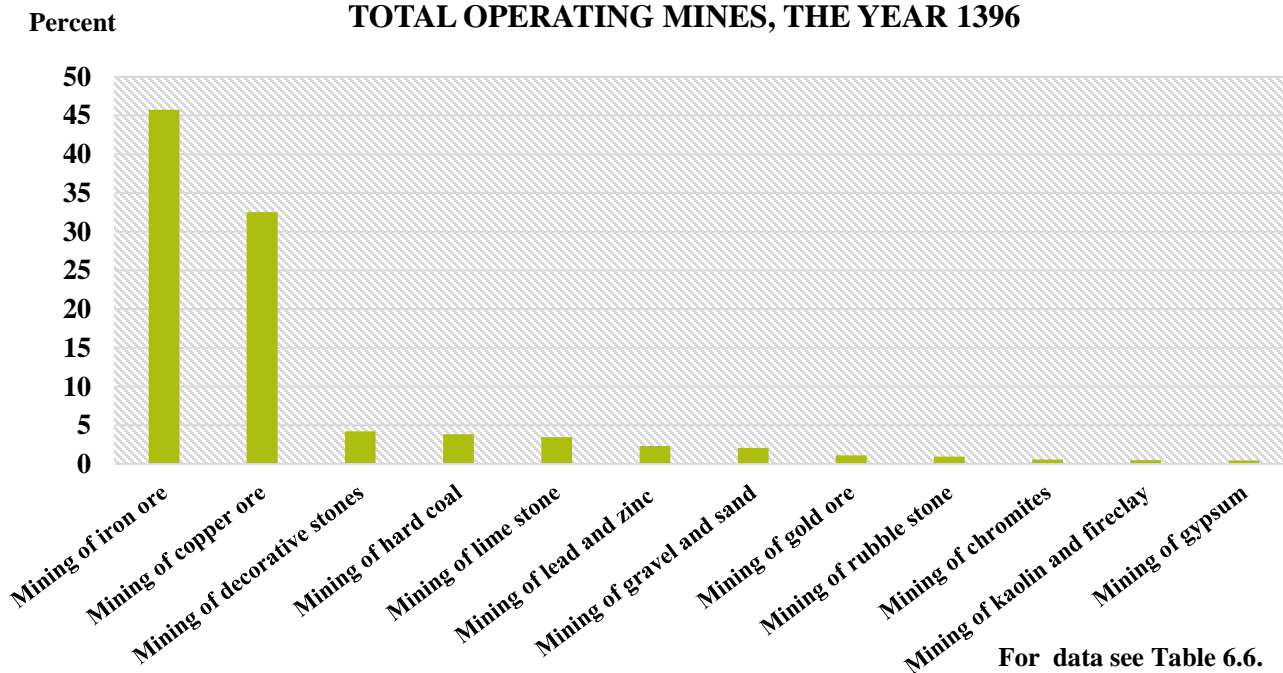
Source: Statistical Centre of Iran.

6.2. PRODUCTIVITY OF LABOUR FORCE IN MINING SECTOR BY OSTAN, THE YEAR 1396



For data see Tables 6.1. & 6.5.

6.3. RATIO OF THE VALUE ADDED OF SELECTED MINES TO THE TOTAL OPERATING MINES, THE YEAR 1396



For data see Table 6.6.

6.7. INVESTMENT (CHANGES IN THE VALUE OF NON-FINANCIAL ASSETS) IN OPERATING MINES BY TYPE OF CAPITAL PROPERTIES AND OSTAN (mln rials)

Year and Ostan	Total ⁽¹⁾ investment	Durable machinery and equipment and office supplies	Vehicles	Building and installations (without land)	Private road	Exploration and development	Computer software	Other
1380.....	667897	537418	40533	47788	26187	10327	1204	4439
1385.....	1737226	1328153	87357	99032 ⁽¹⁾	42720	174966	-620	5618
1390.....	6149346	2957585	251308	411553	124038	246425	3112	2155326
1392.....	12980023	10320746	31808	1247367	283592	374570	24809	697131
1393.....	19872751	10241005	345517	1092013	213925	760531	7477	7212285
1394.....	29420549	16661997	1194231	2659318	439458	8357900	4242	103403
1395.....	20368200	14421854	330705	2680180	462252	430180	9890	2033139
1396.....	21694354	14752123	712361	1666213	306039	367186	13041	3877391
East Azarbayejan.....	636351	163004	166208	301239	3248	2604	48	0
West Azarbayejan	1125504	896088	29003	36546	131412	9945	1409	21100
Ardebil	43037	16768	22934	337	2485	144	0	370
Esfahan.....	691487	613748	16631	32651	23695	4462	300	0
Alborz	75051	73286	695	0	1070	0	0	0
Ilam	19574	16713	2861	0	0	0	0	0
Bushehr	112268	99803	2785	1965	4494	3030	190	0
Tehran	293766	228065	13592	12580	236	30789	1291	7213
Chaharmahal&Bakhtiyari	79237	72802	1667	2635	2134	0	0	0
South Khorasan	318428	203384	14777	52038	2465	44758	566	440
Khorasan-e-Razavi.....	609038	459358	57569	28158	11686	49874	807	1587
North Khorasan	76977	64772	1962	4218	1478	1747	0	2800
Khuzestan	132685	75885	15009	30448	10976	367	0	0
Zanjan	365690	318160	3113	25676	878	6107	13	11743
Semnan	251699	98948	14918	7028	4271	126518	16	0
Sistan&Baluchestan ...	77927	43562	21207	559	11547	50	2	1000
Fars	534836	428827	76695	14308	11886	2038	0	1082
Qazvin	110623	88854	4683	8147	3926	4977	37	0
Qom	27626	10106	17420	100	0	0	0	0
Kordestan	173354	148749	7077	6044	6227	4908	35	314
Kerman	8090922	7353987	75012	628287	20806	9078	3752	0
Kermanshah	160676	143251	1589	12463	3313	0	60	0
Kohgiluyeh& Boyerahmad	61537	59185	2352	0	0	0	0	0
Golestan	59732	47278	8087	2919	400	1000	21	26
Gilan	32472	27794	716	3860	0	0	102	0
Lorestan	70435	68288	2117	0	0	30	0	0
Mazandaran	255295	204810	23195	4965	14580	7966	-221	0
Markazi	321067	248880	11770	3940	4872	32778	828	18000
Hormozgan	265655	186061	44737	8776	17582	6959	1539	0
Hamedan	48192	28560	876	11528	3862	2209	1158	0
Yazd	6573211	2263144	51106	424797	6510	14848	1088	3811717

1. Difference in the total is due to rounded numbers.

Source: Statistical Centre of Iran.

6.8. INVESTMENT (CHANGES IN THE VALUE OF NON-FINANCIAL ASSETS) IN OPERATING MINES BY TYPE OF NON-FINANCIAL ASSETS AND TYPE OF ACTIVITY, THE YEAR 1396

(mln rials)

Activity	Total investment	Durable machinery and equipment and office supplies	Vehicles	Building and installations (without land)
Total mines	21694354	14752123	712361	1666213
Mining of hard coal.....	274902	142724	8448	56389
Mining of iron ore.....	13420985	8349713	124889	1036911
Mining of lead and zinc	624275	528759	15757	45167
Mining of gold ore	1001813	760456	26791	33126
Mining of copper ore.....	2176674	1552344	207384	297895
Mining of chromite	61787	40661	6724	7981
Mining of manganese	7906	6993	678	103
Mining of bauxite	22981	12938	1455	3063
Mining of nickel, antimony and titanium.....	1296	945	286	0
Mining of gravel and sand	763998	588060	90091	33027
Mining of decorative stones	996332	879863	46110	33132
Mining of rubble stone	408640	321796	32793	11454
Mining of ballast stone	17803	14851	1292	1246
Mining of lime stone.....	1340124	1123415	89853	61331
Mining of gypsum.....	110790	94939	9330	2408
Mining of kaolin, fireclay, and	79794	54167	17012	1465
Mining of dolomite	35353	13322	201	10050
Mining of bentonite's and fuller's earth.....	14491	11035	2720	150
Mining of barite	34481	26205	3951	2141
Mining of strontium sulphate & boron	7943	7072	116	246
Mining of sodium sulphate	1252	849	399	0
Mining of limonite and ferrous oxide	0	0	0	0
Mining of fluorine	11632	7877	1874	453
Mining of phosphate, potash & iodine.....	53044	42850	3772	5555
Mining of salt.....	78821	48253	8571	18690
Mining of bitumen	1732	160	750	290
Mining of silica	70018	60167	3679	2332
Mining of ores slag	36251	27934	6108	425
Mining of feldspar.....	31453	26602	1035	1043
Mining of talcum.....	1685	1546	-51	130
Mining of shell & mica.	336	186	50	0
Mining of magnesite and whiting	5357	5037	295	13
Mining of precious and semi-precious stones	406	406	0	0

6.8. INVESTMENT (CHANGES IN THE VALUE OF NON-FINANCIAL ASSETS) IN OPERATING MINES BY TYPE OF NON-FINANCIAL ASSETS AND TYPE OF ACTIVITY, THE YEAR 1396
(continued) (mln rials)

Activity	Private road	Exploration and development	Computer software	Other
Total mines	306039	367186	13041	3877391
Mining of hard coal.....	2782	64737	-177	0
Mining of iron ore.....	40158	50441	5368	3813505
Mining of lead and zinc	2304	20533	101	11654
Mining of gold ore	120800	38056	1585	21000
Mining of copper ore.....	1245	116736	70	1000
Mining of chromite	2549	3821	50	0
Mining of manganese	132	0	0	0
Mining of bauxite	180	5310	35	0
Mining of nickel, antimony and titanium.....	60	0	6	0
Mining of gravel and sand	11233	33222	1902	6463
Mining of decorative stones	27755	8916	556	0
Mining of rubble stone	15317	8210	390	18681
Mining of ballast stone	364	0	50	0
Mining of lime stone.....	52067	8056	965	4437
Mining of gypsum.....	3536	50	327	200
Mining of kaolin, fireclay, and	4773	2034	143	200
Mining of dolomite	11080	700	0	0
Mining of bentonite's and fuller's earth.....	561	0	0	25
Mining of barite	1428	756	0	0
Mining of strontium sulphate & boron.....	420	0	0	90
Mining of sodium sulphate	0	0	5	0
Mining of limonite and ferrous oxide	0	0	0	0
Mining of fluorine	145	890	394	0
Mining of phosphate, potash & iodine.....	0	0	867	0
Mining of salt.....	632	2560	34	82
Mining of bitumen	532	0	0	0
Mining of silica	2783	745	259	55
Mining of ores slag	1200	584	0	0
Mining of feldspar.....	1943	830	0	0
Mining of talcum.....	60	0	0	0
Mining of shell & mica.	0	0	100	0
Mining of magnesite and whiting	0	0	12	0
Mining of precious and semi-precious stones	0	0	0	0

Source: Statistical Centre of Iran.

6.9. GENERAL CHARACTERISTICS OF MINES COOPERATIVES AT THE END OF THE YEAR BY OSTAN

Description	Number	Members	Workers	Capital (mln rials)
<i>Registered cooperatives⁽¹⁾</i>				
The year 1380.....	1691	21373	12146	106325
The year 1385.....	2303	32970	19000	206103
The year 1390	2413	35997	21180	185112
The year 1393.....	2701	79202	25910	1507179
The year 1394.....	2750	80001	26543	1543797
The year 1395.....	2807	74112	26838	710217
The year 1396.....	2840	75944	26880	762086
The year 1397.....	2872	77957	32394	1133238
<i>Cooperatives under establishment</i>				
The year 1380.....	56	972	342	3502
The year 1385.....	137	2277	1251	20253
The year 1390	252	5359	3514	9087
The year 1393.....	274	5054	5372	986814
The year 1394.....	263	2793	4928	72092
The year 1395.....	270	2870	4868	82033
The year 1396.....	270	3273	4521	61548
The year 1397.....	280	4119	9579	70253
<i>Cooperatives in operation</i>				
The year 1380.....	841	12029	7555	77835
The year 1385.....	966	16074	9045	112456
The year 1390	896	46355	8961	118580
The year 1393.....	944	54987	10158	1326258
The year 1394.....	956	57566	10894	1395813
The year 1395.....	950	51133	10507	555342
The year 1396.....	916	50447	10318	595533
The year 1397.....	924	51954	10484	957068

6.9. GENERAL CHARACTERISTICS OF MINES COOPERATIVES AT THE END OF THE YEAR BY OSTAN (continued)

Description	Number	Members	Workers	Capital (mln rials)
East Azarbayejan	35	365	405	3304
West Azarbayejan	11	111	123	8097
Ardebil	6	62	71	512
Esfahan	54	468	457	35349
Alborz	5	641	35	1125
Ilam	2	14	8	1900
Bushehr	34	250	334	8529
Tehran	66	1255	1008	57048
Chaharmahal & Bakhtiari	6	42	46	129
South Khorasan	18	694	332	2242
Khorasan-e-Razavi	186	3970	1913	173955
North Khorasan	7	203	79	68
Khuzestan	10	84	87	2128
Zanjan	12	350	239	141565
Semnan	37	401	519	63682
Sistan & Bluchestan	5	36	32	87
Fars	38	37140	774	330759
Qazvin	11	87	112	9973
Qom	26	228	219	5634
Kordestan	13	1376	400	1497
Kerman	62	556	649	6157
Kermanshah	20	142	167	185
Kohgiluyeh & Boyerahmad	6	49	50	8554
Golestan	9	78	69	454
Gilan	9	68	89	1623
Lorestan	95	914	774	8261
Mazandaran	48	1599	617	38274
Markazi	41	352	426	5833
Hormozgan	23	176	222	1051
Hamedan	8	57	65	363
Yazd	21	186	163	38730

1. Including cooperatives in operation, out of operation and under establishment.

Source: Ministry of Cooperatives, Labor and Social Welfare.