

## **T** *Introduction*

his chapter presents statistics in three sections: "Domestic trade", "Foreign trade" and "Hotels".

**1. Domestic trade.** The first survey of trade establishments was conducted in the cities of Tehran and Esfahan by the General Department of Public Statistics of the Ministry of the Interior in the years 1332 and 1336 respectively. Following the United Nations recommendations, the General Department of Trade Statistics of the Ministry of Finance of the time conducted a survey in the year 1344, the results of which were disseminated. In the year 1345, the General Department of Statistics of the Ministry of Economy of the time implemented a pilot census of wholesale establishments in Tehran, the results of which were disseminated in the year 1346. Also, the mentioned Department collected and disseminated data relating to trade establishments in 250 cities of the country through sample surveys from the year 1346 to the year 1351. In connection with the compilation of national accounts, the Central Bank of the Islamic Republic of Iran has collected trade statistics since years ago. The Statistical Centre of Iran executed two pilot sample surveys during the years 1355 and 1356, one in the city of Rasht and the other in Tehran, Zahedan, Kermanshah and Khorramshahr. In the 1355 and 1365 National Population and Housing Censuses and the 1370 Population Survey, statistics on nationwide trade establishments were collected.

In late 1366 and early 1367, a survey of establishments engaged in the sale and purchase of commodities in urban areas was executed on a large scale by the SCI. Then, in the year 1369, statistical information on these establishments

was collected in both urban and rural areas. In the year 1373, a sample survey of trade establishments (place of selling and purchasing goods) was carried out.

In addition, this chapter presents statistics for types of transactions registered in notary public and land registration offices representing some of the trade activities provided by the State Organization for Registration of Deeds and Properties.

Statistical data on urban and rural cooperatives included in the statistical yearbook have been obtained from related organizations since the years 1339 and 1342 respectively. Statistics on rural cooperatives and unions presented here are from the Central Organization of Rural Cooperatives, and statistics on other cooperatives are from the Ministry of Cooperatives.

**2. Foreign trade.** Statistics on foreign trade of Iran have continuously been produced and disseminated since the year 1279. They are annually provided by Iran Customs Administration according to data in reports of incoming and out-going commodities released from the customs houses of the country.

### **3. Hotels**

Statistics on the quality of accommodations of the country, the number of rooms and beds have been included in this Chapter which used to be collected from Iran Tourism and Touring Organization of the Ministry of Culture and Islamic Guidance till the late year 1382, but since the late-year 1382, Iran Tourism and Touring Organization merged with the Cultural Heritage Organization of the country and formed Iran Cultural Heritage, Handcrafts and Tourism Organization" (ICHTO) from which the

mentioned statistics are obtained. Presenting this kind of statistics has a long history and since the year 1342, i.e., "the establishment of Tourists Attraction Organization, the related data have been collected and included in the Iranian Statistical Yearbook since the year 1345.

### ***Definitions and concepts***

***Cooperatives:*** see Chapter 5. AGRICULTURE, FORESTRY & FISHERIES, "Definitions and Concepts".

Cooperatives operating in different sectors are:

1. **Services cooperatives:** companies that are registered and established to provide services in one of the service fields based on ISIC.
2. **Producers' supply cooperatives:** cooperatives composed of producing units, which are registered and established to meet their members' different needs.
3. **Consumers' supply cooperatives:** these cooperatives are engaged in procuring and supplying members with different kinds of commodities and appliances required, from inside the country or from abroad, in line with public benefits and reduction of prices and costs. They include employees' consumer co-ops, workers' consumer co-ops, local consumer co-ops, public consumer co-ops, borderers' co-ops, and distributive trade guilds' co-ops.

***Cooperatives in operation:*** refers to a cooperative which is operational and has annual financial performance and produces outputs of goods or renders some services.

***Cooperative unions:*** refers to a combination of at least 7 cooperatives whose field of activities is similar and it is established and registered according to the regulations and the law of the cooperative sector.

***Legal reserves of rural cooperative unions:*** twenty percent of the annual revenues of rural cooperative companies and unions are considered as indivisible legal reserves.

***Balance of trade:*** see Chapter 23, National Accounts "Definitions and concepts".

***Imports:*** refer to purchasing, barter exchange deals or grants of goods and services from a country to another one after customs clearance and observance of other regulations.

The following cases are not included with imports statistics:

- a. The goods which are subject to political legal exemptions included in Article 37 of the customs law approved on 30, the month of Khordad of the year 1350.
- b. Foreign transit goods, exported goods returned from foreign countries, transferred, cabotage and temporary imports.
- c. Used personal goods that are not subject to customs duties and commercial benefits.
- d. Fuel and oils for vehicles and aircraft.
- e. Used household goods of Iranians living abroad or foreign nationals which are released from the customs houses by special permits under Clause 6 of Article 37.
- f. Gifts to organizations and centres that are subject to exemptions from customs duties.
- g. Goods carried with passengers subject to Article 31.

***Exports:*** refer to sales, barter, or gifts or grants, of goods and services from a country to another one after customs clearance and observance of other regulations.

The following cases are not included in exports statistics:

- a. Temporary exports.
- b. Cabotage<sup>1</sup>.
- c. Vehicle and aircraft fuel and oils.
- d. Goods carried with passengers subject to Article 32.

Also, the following items, exported by National Iranian Oil Company and National Iranian Gas Company are not included in non-oil exports and follow certain regulation for export:

- a. Crude oil
- b. Natural gas

<sup>1</sup>Is the transport of goods between two points in the same country by sea or Border Rivers probably via another country.

- c. Fuel oil
- d. Burning oil
- e. Gas oil
- f. Gas distillations

Until the year 1374, commodities were classified according to Brussels Tariff Nomenclature approved on 30, the month of Khordad of the year 1350.

in which sub-divisions were made under general regulations of exports and imports of Iran.

As of the year 1375, the previous classification was replaced with the new international classification called H.S. (Harmonized Commodity Description and Coding System) which consists of 21 sections as follows:

Section I. Live animals; animal products.

Section II. Vegetable products.

Section III. Animal or vegetable fats and oils and their cleavage products; prepared edible fats; animal or vegetable waxes.

Section IV. Prepared foodstuffs; beverages, spirits and vinegar; tobacco and manufactured tobacco substitutes.

Section V. Mineral products.

Section VI. Products of the chemical or allied industries.

Section VII. Plastics and articles thereof; rubber and articles thereof.

Section VIII. Raw hides and skins, leather, fur skins and articles thereof; saddlery and harness; travel goods, handbags and similar containers; articles of animal gut.

Section IX. Wood and articles of wood; wood charcoal; cork and articles of cork; manufactures of straw, of esparto or of other plaiting materials; basketware and wickerwork.

Section X. Pulp of wood or of other fibrous cellulosic materials; waste and scrap of paper or paperboard; paper and paperboard and articles thereof.

Section XI. Textiles and textile articles.

Section XII. Footwear, headgear, umbrellas, sun umbrellas, walking-sticks, seat-sticks, whips,

riding-crops and parts thereof; prepared feathers and articles made there with; artificial flowers; articles of human hair.

Section XIII. Articles of stone, plaster, cement, asbestos, mica or similar materials; ceramic products; glass and glassware.

Section XIV. Natural or cultured pearls, precious or semi-precious stones, precious metals, metals clad with precious metals and articles thereof; imitation jewellery; coin

Section XV. Base metals and articles of base metals

Section XVI. Machinery and mechanical appliances; electrical equipment; parts thereof; sound recorders and reproducers; television image and sound recorders and reproducers, and parts and accessories of such articles Section XVII. Vehicles, aircraft, vessels and associated transport equipment

Section XVIII. Optical, photographic, cinematographic, measuring, checking, precision, medical or surgical instruments and apparatus; clocks and watches; musical instruments, parts and accessories thereof.

Section XIX. Arms and ammunition; parts and accessories thereof

Section XX. Miscellaneous manufactured articles

Section XXI. Works of art, collectors' pieces and antiques

**Value of goods:** the value of imports and exports is determined according to C.I.F<sup>2</sup> and F.O.B<sup>3</sup> respectively.

**Dissolution:** refers to terminating the contract by two parties whether by separate written requests from two parties denoting "I cancel the contract" or termination by a written request from one party; according to the Article no. 283 of Civil Law, the two parties can terminate the contract after contract with mutual consent.

**Cancellation:** refers to terminating the contract by one party without the consent of the other party or even without notice to the other party.

2.C.I.F. (Cost, Insurance and Freight).

3.F.O.B. (Free On Board)

**Accommodation:** refers to a place or part of a place or a number of certain places in which a group of production factors is working under the control and supervision of a single management and accounting unit for the provision of short-stay accommodation for visitors and other travelers as well as providing services and facilities. Accommodations that all people use are called "public accommodations" and those which are confined to the members of a certain organization are called "private accommodations". Even though the second accommodation of the households, such as apartments and private villas used by the household and family members and their friends are considered as tourism capacities, they are not taken into account as accommodations.

**Class of accommodation:** under certain regulations accommodations are divided into 6 classes: luxury or 5-star, 4-star, 3-star, 2-star, 1-star, super luxury and also a group is classified without a star (first class, second class, and third class) by construction, equipment, and installation status and quality of services offered.

**Accommodation capacity:** the grand total of rooms and beds used by travellers in every accommodation facility for a certain period of time.

**Hotel:** refers to an accommodation place made for passengers' use. In a hotel, accommodation facilities are provided in the form of single rooms, double rooms, and regular and VIP suites. These accommodation places are classified into five categories: one-star, 2-stars, 3-stars, 4-stars, and 5-stars in view of construction, architecture, and installation specifications. The 3, 4, and 5-star hotels provide special services and restaurants. Minimal services given at the hotels (inns) are daily tidying up of beds and cleaning of water closets. Furthermore, in 4 and 5-star hotels, welfare, entertainment, sports facilities, and other services such as barber's, shoe repair, bank, various stores, playgrounds, swimming pools, sauna, meeting halls, and so on are provided.

**Guesthouse:** refers to a public accommodation established for passengers where there is no

limitation for the number of beds in rooms and water closets, bathrooms and sitting-rooms are often common. These accommodation places are classified into four categories: superior, first, second and third grade in view of construction, architecture and installation specifications.

**Apartment hotel:** refers to a public accommodation where there is a series of apartments for the accommodation of passengers. Each apartment consists of one or two bedrooms, a small hall, a water closet and bathroom, and a small kitchen. Also, in an apartment hotel, there are facilities like beds, furniture, T.V. set, refrigerator, etc.

**Tourism camps:** refer to camps consisting of public facilities in a covered area for putting up tents, caravans, trailers, and so on. All the above facilities are managed by a single management and some of the tourist's requirements (stores, information dissemination and entertainment activities) are provided by the management.

**Tourism inn:** is a type of hotel that exists under the supervision of a single chained organization in different areas of the country. Usually, designing the area of these units is typically similarly and compatible with international standards of the hotel building.

**Tourism complex:** is an accommodation unit established beside at least one of the main tourism attractions and provides accommodation facilities for passengers in hotels, villas, and cabins. In this type of accommodation unit, services, and facilities appropriate to the type of tourism attraction are presented for the public.

**Motel:** is an accommodation unit that provides overnight accommodation and needed services for the passengers and their motor vehicle. Also, passengers are allowed to park their vehicles beside their accommodation units. These types of accommodation facilities are presented in the form of villas and scattered rooms in suitable locations and distances in a vast area. Motels are usually built beside roads and main routes in forest, mountains and...

*Selected information*

In the year 1397, the volume of trade transactions amounted to 4386 thousand billion rials, which increased by 26.4 percent in comparison with the preceding year. Out of the stated volume, 40.9 and 59.1 percent were related to imports and non-oil exports, respectively.

In the year 1397, about 32.3 million tons of different goods amounting to 1792.5 thousand billion rials were imported into the country via customs terminals whose value decreased by 3.1 percent in comparison with the preceding year. It should be noted that the maximum volume of imports by value at rials relates to the countries of

China (24.1 percent out of total value), UAE (15.2 percent out of total value) and India (6.5 percent of the total value). Moreover, in this year, over 117.9 million tons of various kinds of non-oil goods at the value of 2594 thousand billion rials were exported abroad via customs terminals whose value increased by 60.1 percent in comparison with the preceding year. The highest volume of exports by value at rials relates to the countries of China, (21.1 percent out of total value), Iraq (19.8 percent out of total value) and UAE (11.6 percent out of total value).

In the year 1397, the number of accommodation facilities of the country was 3134 units (including 92752 rooms and 235630 beds).

**11.1. FOREIGN TRADE BALANCE****(mln USD)**

Description	Year							
	1380	1385	1390	1393	1394	1395	1396	1397
<b>Trade balance</b> .....	<b>5775</b>	<b>26035</b>	<b>67779</b>	<b>21392</b>	<b>12178</b>	<b>20843</b>	<b>22596</b>	<b>12983</b>
<b>Exports</b> .....	<b>23904</b>	<b>76055</b>	<b>145806</b>	<b>86471</b>	<b>64597</b>	<b>83978</b>	<b>98142</b>	<b>29336</b>
Oil & gas <sup>(1)</sup> .....	19339	62011	119148	55352	33569	55752	65818	20980
Non-oil .....	4565	14044	26658	31119	31028	28226	32324	8356
<b>Imports</b> .....	<b>18129</b>	<b>50020</b>	<b>78028</b>	<b>65079</b>	<b>52419</b>	<b>63135</b>	<b>75546</b>	<b>16353</b>

1. Including value of crude oil, oil products, natural gas, gas liquids and condensate (tariffs 2709, 2710 and 2711) exported by National Oil Companies, Iranian National Gas Company, National Iranian Oil Refining and Distribution Company petrochemical companies and others( customs/ non-customs).

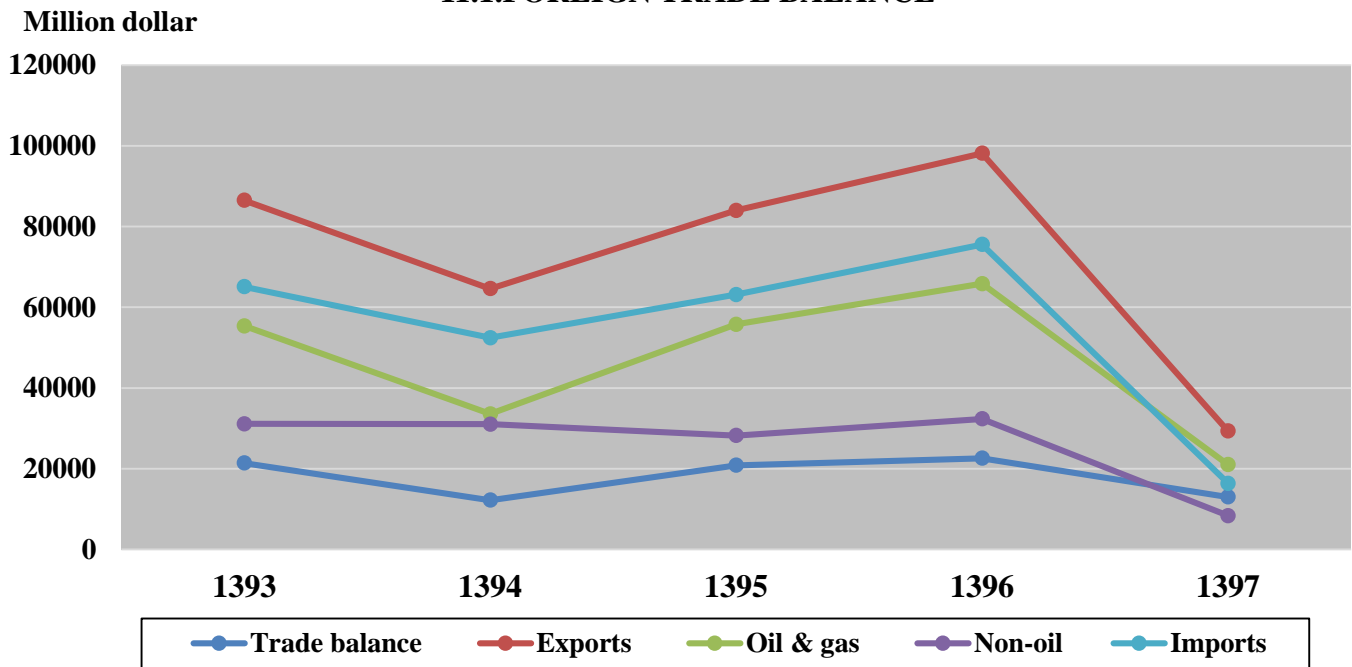
Source: Central Bank of the Islamic Republic of Iran.

**11.2. VALUE OF FOREIGN TRADE****(bln rials)**

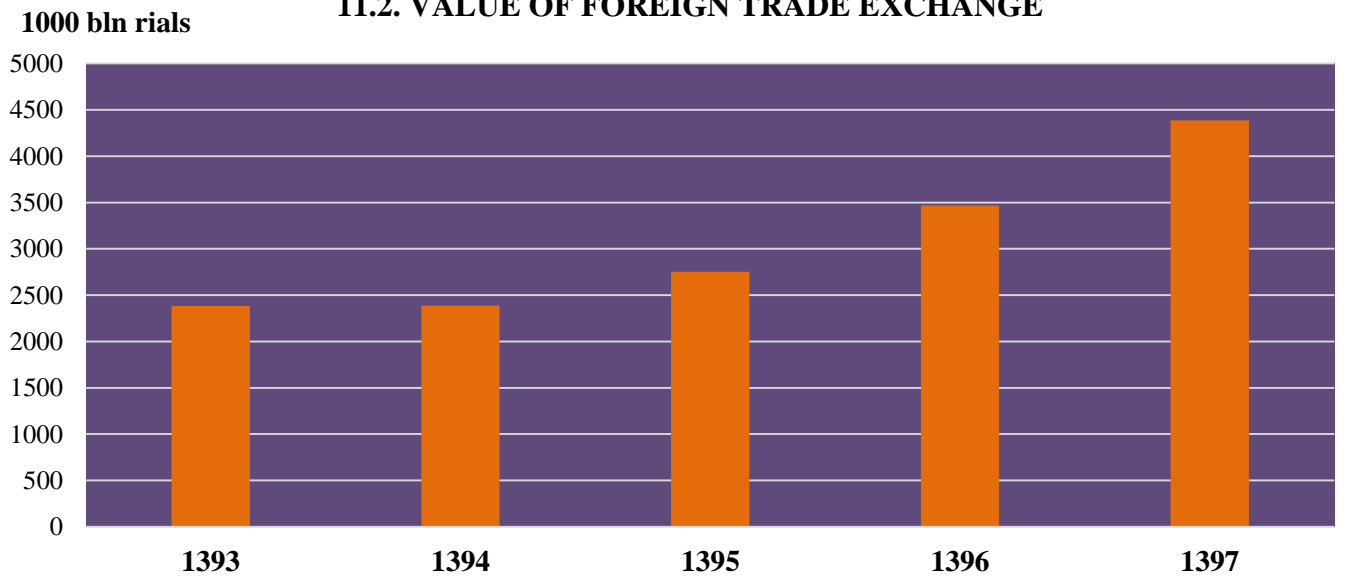
Year	Trade value	Imports	Non-oil exports
1380.....	38348	30935	286
1385.....	503065	383560	3412
1390.....	1044156	672746	371410
1393.....	2382642	1413167	969475
1394.....	2387580	1222740	1164840
1395.....	2753082	1368597	1384485
1396.....	3469495	1849482	1620013
<b>1397.....</b>	<b>4386446</b>	<b>1792538</b>	<b>2593908</b>

Source: Iran Customs Administration.

### 11.1. FOREIGN TRADE BALANCE



### 11.2. VALUE OF FOREIGN TRADE EXCHANGE



**11.3. WEIGHT OF IMPORTS BY SECTIONS <sup>(1)</sup> OF CUSTOMS TARIFFS (ton)**

Description	Year			
	1380	1385	1390	1393
<b>Total .....</b>	<b>27463961</b>	<b>43492007</b>	<b>38307415</b>	<b>43015789</b>
Section I. Live animals.....	48093	132376	341130	206696
Section II. Vegetable products .....	10733055	7670889	792059	18224177
Section III. Animal or vegetable fats and oils	1011343	1257161	1264113	1463114
Section IV. Prepared foodstuffs, beverages ....	1806537	3750957	3426352	3462056
Section V. Mineral products .....	3899854	11224480	5446669	5455292
Section VI. Products of the chemical or allied industries .....	1882948	4355181	1682599	1895343
Section VII. Plastics and articles thereof .....	644083	1028608	1505495	1028191
Section VIII. Raw hides and skins, leather ....	171	9530	15042	2735
Section IX. Wood and articles of wood .....	166511	774771	1450578	1396900
Section X. Pulp of wood or of other fibrous cellulosic material .....	562828	1026763	1168301	1150486
Section XI. Textiles and textile article .....	285999	493112	51265	499700
Section XII. Footwear, headgear.....	497	6700	11079	4711
Section XIII. Articles of stone, plaster.....	105268	390401	747175	442189
Section XIV. Natural or cultured pearls.....	8	4106	1991	6475
Section XV. Base metals and articles .....	5479645	9443296	10044687	5439240
Section XVI. Machinery and mechanical appliances.....	583951	1234405	1825469	1562753
Section XVII. Vehicles, aircraft.....	235110	336698	503614	466217
Section XVIII. Optical, photographic, cinematographic .....	10163	28519	38517	25922
Section XIX. Arms and ammunition; parts.....	000	000	000	4232
Section XX. Miscellaneous manufactured articles .....	6799	90192	143501	84840
Section XXI. Works of art, collectors pieces and antiques.....	0	231323	257040	194519
Not specified and not stated .....	1125	2539	839	0



**11.3. WEIGHT OF IMPORTS BY SECTIONS<sup>(1)</sup> OF CUSTOMS TARIFFS (continued) (ton)**

Description	Year			
	1394	1395	1396	1397
<b>Total .....</b>	<b>35152105</b>	<b>33399490</b>	<b>38855736</b>	<b>32355759</b>
Section I. Live animals.....	220613	255619	296146	250290
Section II. Vegetable products .....	15402033	13672642	15228307	17037489
Section III. Animal or vegetable fats and oils	1146194	1031806	1382611	1316993
Section IV. Prepared foodstuffs, beverages ....	2391997	2654012	2568758	2008399
Section V. Mineral products .....	2809983	2563140	5603396	3160346
Section VI. Products of the chemical or allied industries .....	1498716	1587127	2486180	1854877
Section VII. Plastics and articles thereof .....	1015012	1098315	1154978	778842
Section VIII. Raw hides and skins, leather .....	2174	238805	4633	1463
Section IX. Wood and articles of wood .....	1557876	1772205	1529236	1050585
Section X. Pulp of wood or of other fibrous cellulosic material .....	1175788	1190987	1209921	968515
Section XI. Textiles and textile article .....	447142	586868	597532	397302
Section XII. Footwear, eadgear.....	3245	6892	7923	1707
Section XIII. Articles of stone, plaster.....	361153	274631	395916	174865
Section XIV. Natural or cultured pearls.....	496	137018	421	82
Section XV. Base metals and articles .....	5241425	4407634	3848365	1784128
Section XVI. Machinery and mechanical appliances.....	1299031	1020482	1502617	942609
Section XVII. Vehicles, aircraft.....	305372	372835	388915	207830
Section XVIII. Optical, photographic, cinematographic.....	26486	23777	34821	22606
Section XIX. Arms and ammunition; parts.....	000	5251	000	000
Section XX. Miscellaneous manufactured articles .....	82939	9155	135817	56333
Section XXI. Works of art, collectors pieces and antiques.....	160543	83450	469977	333397
Not specified and not stated.....	0	0	0	0

1. See the introduction of this chapter for more information on the complete title of sections.

Source: Iran Customs Administration.

**11.4. VALUE OF IMPORTS BY SECTIONS <sup>(1)</sup> OF CUSTOMS TARIFFS****(mln rials)**

Description	Year			
	1380	1385	1390	1393
<b>Total</b> .....	<b>30934977</b>	<b>383560445</b>	<b>672746031</b>	<b>1413167197</b>
Section I. Live animals.....	184596	2846578	14722857	22824507
Section II. Vegetable products ...	2965626	17799317	47974603	203034775
Section III. Animal or vegetable fats and oils .....	692909	6393522	17902070	38852330
Section IV. Prepared foodstuffs, beverages.....	807833	17205982	26065526	61971717
Section V. Mineral products .....	1219824	51013813	44380550	58827508
Section VI. Products of the chemical or allied industries.....	3290628	32963131	54680101	142786107
Section VII. Plastics and articles thereof .....	1446012	17936096	40078352	75473896
Section VIII. Raw hides and skins, leather.....	1672	91318	325844	187091
Section IX. Wood and articles of wood.....	99791	2188090	7541286	19385209
Section X. Pulp of wood or of other fibrous cellulosic material	757403	8355255	15267582	34192079
Section XI. Textiles and textile articles .....	868861	8932079	15174159	35167570
Section XII. Footwear, headgear	1912	113363	418890	348751
Section XIII. Articles of stone, plaster .....	255963	3004395	6688696	11759003
Section XIV. Natural or cultured pearls .....	6300	1397396	14084636	789236
Section XV. Base metals and articles .....	4143343	63850223	107326531	140044650
Section XVI. Machinery and mechanical appliances.....	10106004	101965729	167536886	371766723
Section XVII. Vehicles, aircraft.	3029529	18245821	40451889	115164913
Section XVIII. Optical, photographic, cinematographic ..	905994	7958889	17076415	32130465
Section XIX. Arms and ammunition; parts .....	000	000	000	970025
Section XX. Miscellaneous manufactured articles .....	64199	1625806	4491834	6822856
Section XXI. Works of art, collectors pieces and antiques ....	0	18206558	30377855	40667786
Not specified and not stated .....	79158	1467084	179469	0

**11.4. VALUE OF IMPORTS BY SECTIONS <sup>(1)</sup> OF CUSTOMS TARIFFS (continued) (mln rials)**

Description	Year			
	1394	1395	1396	1397
<b>Total.....</b>	<b>1222740219</b>	<b>1368597015</b>	<b>1849482396</b>	<b>1792537839</b>
Section I. Live animals.....	25394098	27999887	40616004	49987280
Section II. Vegetable products .....	183760762	167515587	214309220	293133366
Section III. Animal or vegetable fats and oils .....	29542462	28061084	41114957	44796033
Section IV. Prepared foodstuffs, beverages.....	47570452	55965915	62447568	61058829
Section V. Mineral products .....	23417990	34026085	97572724	73898243
Section VI. Products of the chemical or allied industries.....	131882945	147016582	200950897	227796990
Section VII. Plastics and articles thereof. ....	66211816	70981971	89990955	81381324
Section VIII. Raw hides and skins, leather.....	207366	20992844	783050	370909
Section IX. Wood and articles of wood.....	21473657	21228371	22792256	16798504
Section X. Pulp of wood or of other fibrous cellulosic material .....	33687938	34663508	43534179	47207955
Section XI. Textiles and textile articles .....	30890681	47237693	53733337	46993815
Section XII. Footwear, headgear.....	318978	1051868	1775104	479306
Section XIII. Articles of stone, plaster .....	10054315	8199962	19391069	13390656
Section XIV. Natural or cultured pearls .....	14335750	6642587	360958	1934706
Section XV. Base metals and articles .....	118635597	106174999	138692103	97752552
Section XVI. Machinery and mechanical appliances.....	319469131	241578488	473167595	475692464
Section XVII. Vehicles, aircraft.....	78967254	108134079	123710418	71025152
Section XVIII. Optical, photographic, cinematographic .....	36286249	42523308	62214533	61775736
Section XIX. Arms and ammunition; parts.....	000	2724521	000	000
Section XX. Miscellaneous manufactured articles .....	7804996	4510492	18059819	10793071
Section XXI. Works of art, collectors pieces and antiques .....	38999318	8746085	140481209	114369892
Not specified and not stated.....	0	0	0	0

1. See the introduction of this chapter for more information on the complete title of sections.

Source: Iran Customs Administration.

**11.5. VALUE OF IMPORTS BY COUNTRIES OF ORIGIN****(mln rials)**

Country and region	Year							
	1380	1385	1390	1393	1394	1395	1396	1397
<b>Total</b> .....	<b>30932841</b>	<b>383560445</b>	<b>672746030</b>	<b>1413167197</b>	<b>1222740219</b>	<b>1368594872</b>	<b>1849482396</b>	<b>1792537839</b>
<b>Asia</b> .....	<b>11911950</b>	<b>202187135</b>	<b>485202867</b>	<b>1088398590</b>	<b>895051563</b>	<b>921478502</b>	<b>1273770222</b>	<b>1192252116</b>
Azerbaijan.....	36586	2592380	421109	594091	994931	1453929	943771	884178
Armenia.....	73419	252284	354880	522306	394143	657906	881872	968606
Afghanistan.....	1297	81714	108377	393703	775918	676190	692328	459847
United Arab Emirates.	2865883	85963678	214244363	322359899	226626479	199220367	336187544	272956103
Indonesia.....	161304	1579542	2038626	3161883	3239726	6288925	9025666	5518313
Iran (Free zones). .....	11714	3451047	10090841	2190724	2312478	1672825	1725426	0
Bahrain.....	126813	1173746	175111	8597772	1938998	103509	195642	35903
Pakistan.....	107293	1556527	2764766	7113314	6667439	11402808	13217623	14290648
Thailand.....	188912	3308731	3241646	5605884	7369932	10068976	11891588	9929756
Taiwan.....	341634	3588258	4818152	18839411	13131682	14662154	18187952	13603754
Turkmenistan. ....	27977	2634362	1495025	2935496	646059	1010552	453576	427430
Turkey.....	510087	8180425	36187120	103833039	88116415	85802387	109666052	110138946
China.....	1556402	25314458	80696486	337113666	308760843	337279226	451644955	431722719
Japan.....	1381727	8428326	14047947	6368756	8827165	17251889	22918555	18260381
Singapore.....	278967	3693831	19016095	11187483	14184323	12986623	32083390	37983984
Iraq.....	39835	326563	1333821	1607013	1478583	2015597	3061149	2466927
Saudi Arabia.....	388803	5490025	1524251	1221394	2326440	130054	38033	10556
Oman.....	4787	226846	5210405	3929317	2152368	3248001	7030099	16951241
Kazakhstan.....	473955	2577718	1510109	4694666	3153022	6720513	2331075	3626925
Qatar.....	16932	498872	99308	504293	91691	368416	804997	748146
Korea, Rep. of.....	1681167	17923247	51947020	117194040	108334629	108563017	126637393	85891956
Kuwait.....	19628	1546765	1011400	1655719	836064	1699925	898685	529541
Malaysia.....	331922	3386312	6337870	8375980	8299251	14973329	16625770	17992842
India.....	984171	13241148	13858672	99743670	67444734	61033417	76165186	116008485
Other Asian countries.	300706	5170330	12669467	18655072	16948249	22187967	30461895	30844929

**11.5. VALUE OF IMPORTS BY COUNTRIES OF ORIGIN (continued)****(mln rials)**

Country and region	Year							
	1380	1385	1390	1393	1394	1395	1396	1397
<i>Africa</i> .....	<i>296259</i>	<i>2821475</i>	<i>1979059</i>	<i>1810970</i>	<i>12252068</i>	<i>5171553</i>	<i>9753214</i>	<i>6059597</i>
<i>America</i> .....	<i>3134262</i>	<i>11188289</i>	<i>10756670</i>	<i>21340977</i>	<i>34120108</i>	<i>66518654</i>	<i>46797323</i>	<i>42363400</i>
Brazil.....	1573202	7231893	6728028	8773052	18172970	37980137	23253119	20340392
Canada.....	671001	2265172	1220727	2401987	2679396	4865158	3217339	3306530
Other American countries.	890038	1691225	2807915	10165939	13267743	23673358	20326865	18716478
<i>Europe</i> .....	<i>14752194</i>	<i>164039811</i>	<i>173165988</i>	<i>296663729</i>	<i>278338629</i>	<i>369833751</i>	<i>514130102</i>	<i>544245086</i>
Germany.....	3171029	46650431	37458779	64589356	53706347	79619742	105989416	103983136
Austria.....	418913	7349645	8815392	8230662	6018569	9229061	11494487	23335155
Spain .....	540077	3624065	5800066	4859788	5908502	10954627	15290286	17431985
Ukraine.....	194321	1291199	4507362	5931759	5340723	19788022	5505621	3415494
United Kingdom.....	1169075	13241561	1642093	16648645	10497200	12835249	37440435	43388799
Italy .....	1748140	15754902	18498723	28985736	26849512	38574890	48874840	48254591
Belgium.....	772657	6115344	7195065	7521512	8662877	12693910	23343723	16664490
Denmark.....	152265	977244	1467005	3939696	5521433	6684983	9040193	10170364
Sweden.....	662096	5250156	10623444	9182609	6141647	10512010	24329041	14402578
Switzerland .....	764188	21059385	27006408	64498655	70723309	36948240	73579158	86602225
Russian Federation.....	1603496	6507682	8541697	18050276	17358816	49048187	24753209	55125559
France .....	1946421	20144967	20001008	15111362	22572753	29935991	60695407	44833744
Netherlands .....	607213	8404440	9217464	27861104	21763690	24631528	49218825	48637825
Other European countries	1002303	7668791	12391482	21252569	17273249	28377312	24575460	27999141
<i>Oceania</i> .....	<i>838176</i>	<i>3323735</i>	<i>1641446</i>	<i>4952929</i>	<i>2977850</i>	<i>5592412</i>	<i>5031535</i>	<i>7617640</i>

Source: Iran Customs Administration.

**11.6. WEIGHT OF NON-OIL EXPORTS BY SECTIONS <sup>(1)</sup> OF CUSTOMS TARIFFS (ton)**

Description	Year							
	1380	1385	1390	1393	1394	1395	1396	1397
<b>Total .....</b>	<b>16214099</b>	<b>27765571</b>	<b>66486911</b>	<b>81634489</b>	<b>93540758</b>	<b>129892222</b>	<b>132881762</b>	<b>117967640</b>
Section I. Live animals	55451	147544	339493	398323	704137	663878	576333	550882
Section II. Vegetable products .....	1208301	2064112	2575008	4011442	3599914	4465503	4914443	5132094
Section III. Animal or vegetable fats and oils	67476	97913	63206	36288	37206	52140	55057	69189
Section IV. Prepared foodstuffs, beverages	286716	847021	680680	951909	797136	946936	1027455	1181540
Section V. Mineral products.....	9731639	14616912	43025054	52026695	63944128	93892215	91338270	75306114
Section VI. Products of the chemical or allied industries .....	2347682	4027346	12888135	12010090	12562731	14167882	14391703	14357796
Section VII. Plastics and articles thereof .....	229043	776706	2225177	3281888	3258883	3841370	4530382	4333093
Section VIII. Raw hides and skins, leather.....	24154	28095	25823	28934	22466	83770	21812	24009
Section IX. Wood and articles of wood .....	30308	101363	14459	37322	30660	44778	74843	109762
Section X. Pulp of wood or of other fibrous cellulosic material .....	10449	79276	37072	40936	46626	61805	176313	263644
Section XI. Textiles and textile articles .....	100599	131550	120067	181906	153616	132936	217773	265704
Section XII. Footwear, headgear .....	37110	21058	17548	18416	15597	57069	19093	31551
Section XIII. Articles of stone, plaster.....	403351	1271537	2042725	3930723	3489720	3763978	5017322	5816970
Section XIV. Natural or cultured pearls .....	3	9	59	2154	4	669677	527	7
Section XV. Base metals and articles.....	1614641	3344913	2159150	4373529	4647669	7066956	10298138	10213663
Section XVI. Machinery and mechanical appliances	28109	110686	170967	167897	153050	105893	153315	186903
Section XVII. Vehicles, aircraft .....	22855	82788	81750	112066	50457	39725	37242	61260
Section XVIII. Optical, photographic, cinematographic .....	540	2427	785	1600	1353	5156	2948	4997
Section XIX. Arms and ammunition; parts .....	000	000	000	520	51	56	000	000
Section XX. Miscellaneous manufactured articles .	12671	12544	9192	15772	13172	847	23473	56295
Section XXI. Works of art, collectors apices and antiques .....	48	437	10480	6079	12179	17002	5259	2116
Not specified and not stated .....	4207	1334	81	0	0	0	0	0

*1. See the introduction of this chapter for more information on the complete title of sections.*

*Source: Iran Customs Administration.*

**11.7. VALUE OF NON-OIL EXPORTS BY SECTIONS <sup>(1)</sup> OF CUSTOMS TARIFFS (mln rials)**

Description	Year			
	1380	1385	1390	1393
<b>Total.....</b>	<b>7412797</b>	<b>119505142</b>	<b>371410085</b>	<b>969475362</b>
Section I. Live animals.....	116755	2336963	8581544	28722814
Section II. Vegetable products ...	1338050	18092044	37558569	72109036
Section III. Animal or vegetable fats and oils.....	80754	734600	1276899	1424016
Section IV. Prepared foodstuffs, beverages.....	254080	4997563	13311555	37877598
Section V. Mineral products .....	1344546	25019475	115346554	264017342
Section VI. Products of the chemical or allied industries.....	763586	12959039	72151076	181492152
Section VII. Plastics and articles thereof .....	282478	8320275	37740572	143119561
Section VIII. Raw hides and skins, leather .....	156956	1152979	2184262	4552754
Section IX. Wood and articles of wood.....	16798	401447	168478	842715
Section X. Pulp of wood or of other fibrous cellulosic material.....	18709	541926	602477	1316067
Section XI. Textiles and textile articles .....	1532674	8419630	13123128	28858479
Section XII. Footwear, headgear	168782	780024	1628535	3112581
Section XIII. Articles of stone, plaster.....	192812	3457722	7668812	26788254
Section XIV. Natural or cultured pearls.....	2723	734829	7797501	808705
Section XV. Base metals and articles.....	723606	22537449	35467180	137634349
Section XVI. Machinery and mechanical appliances.....	168335	3837603	10815405	22652920
Section XVII. Vehicles, aircraft.	153253	3599532	4403517	10055444
Section XVIII. Optical, photographic, cinematographic ..	6274	120130	275279	1216047
Section XIX. Arms and ammunition; parts .....	000	000	000	336179
Section XX. Miscellaneous manufactured articles .....	59450	425587	569730	1330632
Section XXI. Works of art, collectors pieces and antiques ....	339	23616	646560	1207717
Not specified and not stated.....	31833	1015408	92452	0

**11.7. VALUE OF NON-OIL EXPORTS BY SECTIONS <sup>(1)</sup> OF CUSTOMS TARIFFS (continued)**  
(mln rials)

Description	Year			
	1394	1395	1396	1397
<b>Total .....</b>	<b>1164840303</b>	<b>1384484595</b>	<b>1620012858</b>	<b>2593908237</b>
Section I. Live animals.....	38224434	45492895	43640931	64891366
Section II. Vegetable products ....	97674974	104846944	123272515	207909956
Section III. Animal or vegetable fats and oils .....	1975056	2464074	2683898	4848278
Section IV. Prepared foodstuffs, beverages.....	40523620	45535372	53740566	97731137
Section V. Mineral products .....	463163082	595869212	650252140	951706335
Section VI. Products of the chemical or allied industries.....	179694106	188616964	208231534	328957653
Section VII. Plastics and articles thereof .....	142358923	174067449	212295627	332343770
Section VIII. Raw hides and skins, leather .....	3036824	6163991	3601474	4585299
Section IX. Wood and articles of wood.....	716162	1308941	1767835	4204943
Section X. Pulp of wood or of other fibrous cellulosic material..	1535892	1764446	4260554	9447872
Section XI. Textiles and textile articles .....	28610965	28786386	44231326	63451873
Section XII. Footwear, headgear	2984496	6959167	3231898	6924311
Section XIII. Articles of stone, plaster.....	25720371	20444282	35944495	64375013
Section XIV. Natural or cultured pearls .....	658671	9103990	8079921	3926394
Section XV. Base metals and articles .....	103672560	134846876	179265263	347235775
Section XVI. Machinery and mechanical appliances.....	22684646	16326520	31946253	45416813/2
Section XVII. Vehicles, aircraft..	6285218	5361755	5127971	44307497
Section XVIII. Optical, photographic, cinematographic ...	1249953	3030233	4675668	2425108
Section XIX. Arms and ammunition; parts .....	9571	23981	000	000
Section XX. Miscellaneous manufactured articles .....	1339840	137573	2358648	8673496
Section XXI. Works of art, collectors pieces and antiques .....	2720939	2345744	1114936	530627
Not specified and not stated .....	0	0	0	0

1. See the introduction of this chapter for more information on the complete title of sections.

Source: Iran Customs Administration.



**11.8. VALUE OF NON-OIL EXPORTS BY COUNTRIES OF DESTINATION** (mln rials)

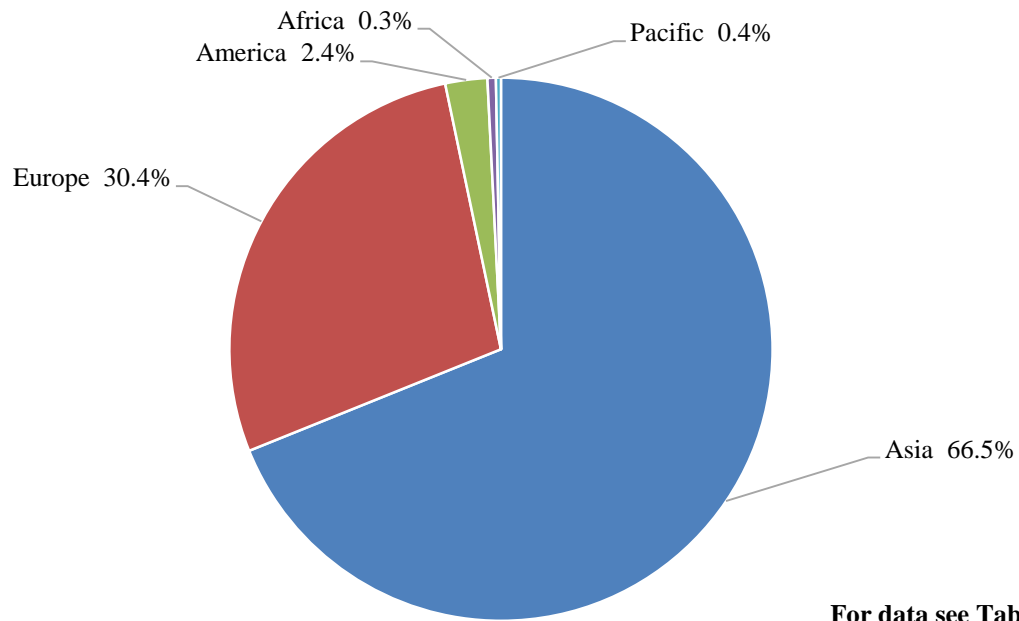
Country and region	Year							
	1380	1385	1390	1393	1394	1395	1396	1397
<b>Total</b> .....	<b>7412797</b>	<b>119505142</b>	<b>371410084</b>	<b>969475362</b>	<b>1164840303</b>	<b>1384484595</b>	<b>1620012858</b>	<b>2593908237</b>
<b>Asia</b> .....	<b>5183961</b>	<b>94519752</b>	<b>340161441</b>	<b>892948686</b>	<b>1089762171</b>	<b>1294063278</b>	<b>1514238004</b>	<b>2468588739</b>
Azerbaijan .....	550322	3416091	5108649	11682023	6844061	11195861	11254894	24294115
Armenia .....	92159	1369660	1169274	3259621	5736833	5529976	7196094	9269332
Afghanistan .....	91134	4740910	24132915	66106842	75709256	77197555	95583897	168065149
United Arab Emirates	1125223	15889150	49417822	107809506	213321856	234595214	232906142	302048433
Indonesia .....	74028	581978	12192625	1849511	2850603	5485024	22561852	47511437
Iran (Free zones) .....	54434	279047	1442215	3261115	1248941	3487275	136983	0
Bahrain .....	27985	473436	94719	283559	288759	357118	402056	726156
Pakistan .....	152662	2863469	6877002	25835252	19999887	24964812	31760049	76929834
Thailand .....	76854	177871	1025929	4372551	4492911	12172118	25352993	37327765
Taiwan .....	93381	1157551	4802249	8680867	5354467	17419783	19943033	15255592
Turkmenistan .....	132519	1324842	5804358	26461027	21242336	17177126	14271268	23935829
Turkey .....	102175	2997931	15933968	52328294	97835762	101367211	141117118	170996769
China .....	310808	9679116	61889530	248317092	225782430	262862310	309703037	547536567
Japan .....	418743	6106113	5487903	923828	35047307	35704507	14294725	11949863
Singapore .....	76475	835803	14836394	242031	326197	9940538	1404831	1686759
Iraq .....	254764	15795594	56965747	172189616	180583180	192394746	224925543	514300025
Saudi Arabia .....	118637	3228162	1234002	4233822	3931843	7333	22040	4647
Oman .....	12641	575138	1107050	7986654	11121849	16892968	18873483	39223758
Kazakhstan .....	59487	667949	935072	5513462	4069806	6087770	5845140	7896457
Qatar .....	111115	822924	846736	2394469	4877046	3222720	8364681	12399767
Korea, Rep. of .....	87280	2122782	15428263	11360169	26006174	89711662	150448515	187139602
Kuwait .....	185974	2560566	1510223	5265957	7855814	5907649	8680479	14069878
Malaysia .....	27196	333206	1450189	1571619	1195916	2760732	7007384	12418278
India .....	328204	7688932	30093560	67263837	79393095	90727741	93741108	111921291
Other Asian countries	619761	8831531	20375046	53755962	54645841	66893529	68440659	131681436

**11.8. VALUE OF NON-OIL EXPORTS BY COUNTRIES OF DESTINATION (continued)****(mln rials)**

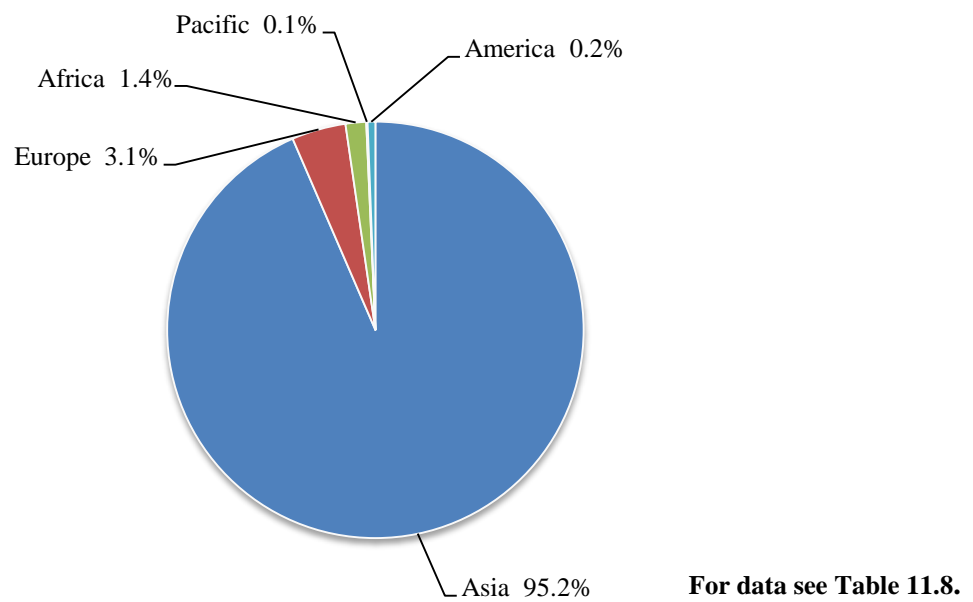
Country and region	Year							
	1380	1385	1390	1393	1394	1395	1396	1397
<i>Africa</i> .....	<b>151068</b>	<b>2721744</b>	<b>5046761</b>	<b>20855477</b>	<b>18740399</b>	<b>18708533</b>	<b>26842290</b>	<b>37437343</b>
<i>America</i> .....	<b>275030</b>	<b>2511575</b>	<b>2540304</b>	<b>3686034</b>	<b>1859117</b>	<b>11278222</b>	<b>9470981</b>	<b>5137162</b>
Brazil .....	7070	239522	194835	2081501	707884	3527745	1030937	765246
Canada .....	44086	336815	551207	429616	594758	2063403	2445112	1802463
Other American countries	223874	1935238	1794262	1174917	556474	5687074	5994932	2569453
<i>Europe</i> .....	<b>1781373</b>	<b>19543164</b>	<b>23001674</b>	<b>51231690</b>	<b>53490639</b>	<b>58737785</b>	<b>67957554</b>	<b>81067300</b>
Germany .....	548401	3300581	4603316	9937417	9564070	10082375	12501896	14752894
Austria.....	17027	102329	164260	204972	405841	347057	983456	1162508
Spain .....	136899	1476059	1920549	4697685	5564070	7581894	5729252	7200792
Ukraine .....	249856	633129	679607	879928	531013	895301	1022669	1922985
United Kingdom.....	46530	712599	407165	1890708	1059837	1298257	1689505	1534343
Italy .....	336127	5933385	2742345	16455079	18999994	14340200	14610311	13082654
Belgium.....	49110	1672380	3073293	1321507	1650785	2820288	4177741	3226391
Denmark.....	15961	86721	178334	314176	306110	279480	426372	431462
Sweden .....	15675	115798	327049	404638	417707	445552	643571	807947
Switzerland .....	44027	183811	238452	287559	318911	772334	3135202	359439
Russian Federation .....	103424	2657361	4101396	7555985	5117493	6902032	10206275	17979743
France .....	104014	580791	674223	849572	559293	1191253	1340837	1441740
Netherlands .....	22764	947485	2342157	1834463	1795494	4072794	2785248	2223307
Other European countries	91558	1140734	1549528	4598000	7200019	7708968	8705219	14941095
<i>Oceania</i> .....	<b>21364</b>	<b>208906</b>	<b>659904</b>	<b>753475</b>	<b>987977</b>	<b>1696779</b>	<b>1504029</b>	<b>1677693</b>

Source: Iran Customs Administration.

**11.3. SHARE OF IMPORTS VALUE BY CONTINENTS OF ORIGIN, THE YEAR 1397**



**11.4. SHARE OF NON-OIL EXPORTS VALUE BY CONTINENTS OF DESTINATION, THE YEAR 1397**



**11.9. WEIGHT AND VALUE OF IMPORTS AND EXPORTS BY SECTIONS <sup>(1)</sup> AND CHAPTERS  
OF CUSTOMS TARIFFS, THE YEAR 1397** (ton- mln rials)

Section and chapter <sup>(2)</sup>	Imports		Non-oil exports	
	Weight	Value	Weight	Value
<b>Total<sup>(3)</sup></b> .....	<b>32355759</b>	<b>1792537839</b>	<b>117967640</b>	<b>2593908237</b>
<b>SECTION I. Live animals</b> .....	<b>250290</b>	<b>49987280</b>	<b>550882</b>	<b>64891366</b>
1. Live animals .....	14172	2603586	17820	3225696
2. Meat and edible meat offal.....	160564	33283864	53030	3301135
3. Fish, crustaceans and molluscs and other aquatic invertebrates	23556	2393084	117604	19307840
4. Dairy products; birds' eggs; natural honey; edible products of animal origin, not elsewhere specified or included.....	51927	11412628	357653	35933318
5. Products of animal origin, not elsewhere specified or included	71	294118	4775	3123378
<b>SECTION II. Vegetable products</b> .....	<b>17037489</b>	<b>293133366</b>	<b>5132094</b>	<b>207909956</b>
6. Live trees and other plants; bulbs, roots and the like; cut flowers and ornamental foliage .....	1639	258713	11643	3474760
7. Edible vegetables and certain roots and tubers .....	225390	10035216	2493866	65710733
8. Edible fruit and nuts; peel of citrus fruit or melons .....	472846	16660387	2216970	105007424
9. Coffee, tea, mate and spices .....	105096	16280182	34053	24222492
10. Cereals.....	13426169	186360183	44736	672124
11. Products of the milling industry; malt; starches; inulin; wheat gluten .....	5271	232940	214930	3343176
12. Oil seeds and oleaginous fruits; miscellaneous grains, seeds and fruit, industrial or medicinal plants; straw and fodder .....	2781411	61921342	52099	1407293
13. Lac; gums, resins and other vegetable saps and extracts .....	3869	1131296	20855	3158949
14. Vegetable plaiting materials; vegetable products not elsewhere specified or included .....	15798	253105	42941	913004
<b>SECTION III. Animal or vegetable fats and oils</b> .....	<b>17037489</b>	<b>293133366</b>	<b>69189</b>	<b>4848278</b>
15. Animal and vegetable fats and oils and their cleavage products; prepared edible fats; animal or vegetable waxes.....	17037489	293133366	69189	4848278
<b>SECTION IV. Prepared foodstuffs, beverages</b> .....	<b>2008399/35</b>	<b>61058829</b>	<b>1181540</b>	<b>97731137</b>
16. Preparations of meat, of fish or of crustaceans, molluscs or of other aquatic invertebrates .....	0/35	34	6665	1763581
17. Sugars and sugar confectionery .....	301638	5053097	224267	16210717
18. Cocoa and cocoa preparations .....	28355	4072613	14880	4577805
19. Preparations' of cereals, flour, starch; or milk pastry cookies and products .....	6978	478177	271993	26894418
20. Preparations of vegetables, fruit, or other parts of plants....	57569	2456708	322411	30969772
21. Miscellaneous edible preparations .....	38095	9392460	74320	11062759
22. Beverages, spirits and vinegar .....	3632	108356	41678	1658920
23. Residues and waste from the food industries; prepared animal fodder .....	1540431	30540563	222042	4176274
24. Tobacco .....	31701	8956820	3283	416892

**11.9. WEIGHT AND VALUE OF IMPORTS AND EXPORTS BY SECTIONS<sup>(1)</sup> AND CHAPTERS  
OF CUSTOMS TARIFFS, THE YEAR 1397 (continued)** (ton; mln rials)

Section and chapter <sup>(2)</sup>	Imports		Non-oil exports	
	Weight	Value	Weight	Value
<b>SECTION V. Mineral products</b> .....	<b>3160346</b>	<b>73898243</b>	<b>75306114</b>	<b>951706335</b>
25. Salt; sulphur; earths and stone; plastering materials, lime and cement .....	221780	3749418	22217377	44368841
26. Ores, slag and ash.....	148110	2692418	18002921	71103787
27. Mineral fuels, mineral oils and products of their distillation; bituminous substances; mineral waxes .....	2790456	67456408	35085816	836233707
<b>SECTION VI. Products of the chemical<sup>(3)</sup></b> .....	<b>1854877</b>	<b>227796990</b>	<b>14357796</b>	<b>328957653</b>
28. Inorganic chemicals; organic or inorganic compounds of precious metals, of rare-earth metals, of radioactive elements or of isotopes .....	584718	19413639	1873029	23027126
29. Organic chemicals .....	413742	58803013	8237746	223988161
30. Pharmaceutical products .....	13147	66695462	4234	6394942
31. Fertilizers .....	406163	8663652	3661153	46520977
32. Tanning or dyeing extracts; tannins and their derivatives; dyes, pigments and other colouring matter; paints and varnishes; putty and other mastics; inks .....	83401	14995007	50272	5509866
33. Essential oils and resinoids; perfumery, cosmetic or toilet preparations .....	31392	12546140	22822	2506112
34. Soap, organic surface-active agents, washing preparations, lubricating preparations, artificial waxes, prepared waxes, polishing or scouring preparations, candles and similar articles, modelling pastes, "dental waxes" and dental preparations with a basis of plaster .....	39792	4224595	315425	11172867
35. Albuminoidal substances; modified starches, glues, enzymes.....	36522	5129126	18299	2375154
36. Propellant powder, explosives; pyrotechnic products; matches; pyrophoric alloys <sup>(3)</sup> .....	000	000	000	000
37. Photographic or cinematographic goods .....	5508	2681287	2	674
38. Miscellaneous chemical products .....	240459	34604044	172838	7370487
<b>SECTION VII. Plastics and articles thereof</b> .....	<b>778842</b>	<b>81381324</b>	<b>4333093</b>	<b>332343770</b>
39. Plastics and articles thereof.....	547828	54123206	4271178	326506348
40. Rubber and articles thereof .....	231014	27258118	61915	5837422
<b>SECTION VIII. Raw hides and skins, leather</b> .....	<b>1463</b>	<b>370909</b>	<b>24009</b>	<b>4585299</b>
41. Raw hides and skins (other than fur skins) and.....	273	70670	22599	3977488
42. Articles of leather; saddlery and harness; travel goods, handbags and similar containers; articles of animal gut (other than silk-worm gut).....	1191	300239	1409	607601
43. Fur skins and artificial fur; manufactures thereof .....	0	0	0/24	209
<b>SECTION IX. Wood and articles of wood</b> .....	<b>1050585</b>	<b>16798504</b>	<b>109762</b>	<b>4204943</b>
44. Wood and articles of wood; wood charcoal.....	1050468	16778802	109320	4137024
45. Cork and articles of cork.....	81	13387	4	717
46. Manufactures of straw, of esparto and of other plaiting .....	37	6314	438	67202
<b>SECTION X. Pulp of wood or of other fibrous cellulosic material</b> .....	<b>968515</b>	<b>47207955</b>	<b>263644</b>	<b>9447872</b>
47. Pulp of wood or of other fibrous cellulosic material waste and scrap of paper or paperboard .....	252765	9302160	15366	527198
48. Paper and paperboard; articles of paper pulp, of paper or of paperboard.....	714417	37675334	244871	8148437
49. Printed books, newspapers, pictures and other products of the printing industry; manuscripts, typescripts and plans .....	1333	230461	3407	772236

**11.9. WEIGHT AND VALUE OF IMPORTS AND EXPORTS BY SECTIONS<sup>(1)</sup> AND CHAPTERS OF CUSTOMS TARIFFS, THE YEAR 1397 (continued) (ton- mln rials)**

Section and chapter <sup>(2)</sup>	Imports		Non-oil exports	
	Weight	Value	Weight	Value
<b>SECTION XI. Textiles and textile articles .....</b>	<b>397302</b>	<b>46993815</b>	<b>265704</b>	<b>63451873</b>
50. Silk .....	476	663865	22	4617
51. Wool, fine or coarse animal hair; horsehair yarn and woven fabric .....	2346	818097	2438	496890
52. Cotton.....	76126	7566405	1354	151345
53. Other vegetable textile fibres; paper yarn and woven fabrics of paper yarn .....	27751	1424017	65	7223
54. Man-made filaments .....	63229	9153757	32857	3585930
55. Man-made staple fibres .....	176823	18466214	55808	6233011
56. Wadding, felt and nonwovens; special yarns; twine, cordage, ropes and cables and articles thereof.....	11027	2435335	16928	2479322
57. Carpets and other textile floor coverings .....	439	36482	88789	36551676
58. Special woven fabrics; tufted textile fabrics; lace; tapestries; trimmings; embroidery .....	3980	611888	2916	884804
59. Impregnated, coated, covered or laminated textile fabrics; textile articles of a kind suitable for industrial use.....	33040	4976580	2264	401974
60. Knitted or crocheted fabrics .....	628	137946	509	186259
61. Articles of apparel and clothing accessories, knitted or crocheted.....	691	495985	4131	2432301
62. Articles of apparel and clothing accessories, not knitted or crocheted.....	121	99464	2310	1664995
63. Other made up textile articles; sets; worn clothing and worn textile articles; rags .....	625	107780	55316	8371526
<b>SECTION XII. Footwear, headgear .....</b>	<b>1707</b>	<b>479306</b>	<b>31551</b>	<b>6924311</b>
64. Footwear, gaiters and the like; parts of such articles .....	913	358041	30854	6738716
65. Headgear and parts thereof.....	166	42560	215	79613
66. Umbrellas, sun umbrellas, walking-sticks, seat-sticks, whips, riding-crops and parts thereof .....	196	17257	17	2708
67. Prepared feathers and down and articles made of feathers or of down; artificial flowers; articles of human hair.....	432	61448	464	103274
<b>SECTION XIII. Articles of stone, plaster .....</b>	<b>174865</b>	<b>13390656</b>	<b>5816970</b>	<b>64375013</b>
68. Articles of stone, plaster, cement, asbestos, mica or similar materials .....	43844	3380435	1188077	13512051
69. Ceramic products .....	56658	5538200	3748997	29481263
70. Glass and glassware .....	74363	4472021	879896	21381699
<b>SECTION XIV. Natural or cultured pearls .....</b>	<b>82</b>	<b>1934706</b>	<b>7</b>	<b>3926394</b>
71. Natural or cultured pearls, precious or semi- precious stones, precious metals, metals clad with precious metal and articles thereof; imitation jewellery; coin.....	82	1934706	7	3926394
<b>SECTION XV. Base metals and articles .....</b>	<b>1784128</b>	<b>97752552</b>	<b>10213663</b>	<b>347235775</b>
72. Iron and steel.....	1297215	51075554	9196785	228022938
73. Articles of iron or steel .....	295730	20659049	605706	42592643
74. Copper and articles thereof .....	2759	901798	152069	43526822

**11.9. WEIGHT AND VALUE OF IMPORTS AND EXPORTS BY SECTIONS<sup>(1)</sup> AND CHAPTERS OF CUSTOMS TARIFFS, THE YEAR 1397(continued)** (ton- mln rials)

Section and chapter <sup>(2)</sup>	Imports		Non-oil exports	
	Weight	Value	Weight	Value
75. Nickel and articles thereof .....	1626	1100686	61	12332
76. Aluminum and articles thereof .....	114573	10580639	98607	11374423
78. Lead and articles thereof .....	13822	1652059	53445	5743269
79. Zinc and articles thereof.....	548	91634	95871	14516727
80. Tin and articles thereof .....	1668	1473578	3	124
81. Other base metals; cermets; articles thereof.....	2064	830367	75	18829
82. Tools, implements; cutlery, spoons and forks of base metal; parts thereof .....	11284	3993876	738	116368
83. Miscellaneous articles of base metal.....	42838	5393312	10304	1311300
<b>SECTION XVI. Machinery and mechanical appliances.....</b>	<b>942609</b>	<b>475692464</b>	<b>186903</b>	<b>45416813</b>
84. Nuclear reactors, boilers, machinery and mechanical appliances; parts thereof .....	639454	320975917	144787	32863643
85. Electrical machinery and equipment and parts thereof; sound recorders and reproducers, television image and sound recorders and reproducers, and parts and accessories of such articles.....	303155	154716547	42115	12553170
<b>SECTION XVII. Vehicles , aircrafts, vessels and<sup>(3)</sup> .....</b>	<b>207830</b>	<b>71025152</b>	<b>61260</b>	<b>44307497</b>
86. Railway or tramway locomotives, rolling-stock and parts thereof; railway or tramway track fixtures and fittings and parts mechanical (including electro-mechanical ) traffic signalling equipment of all kinds.....	34317	4948633	508	93909
87. Vehicles other than railway or tramway rolling - stock, and parts and accessories thereof.....	170982	63780265	45845	9951940
88. Aircraft, spacecraft, and parts thereof <sup>(3)</sup> .....	000	000	000	000
89. Ships, boats and floating structures.....	2154	331609	14907	34260904
<b>SECTION XVIII. Optical, photographic, cinematographic. ....</b>	<b>22606</b>	<b>61775736</b>	<b>4997</b>	<b>2425108</b>
90. Optical, photographic, cinematographic, measuring, checking, precision, medical or surgical instruments and apparatus; parts and thereof accessories.....	20279	59956844	1153	1692420
91. Clocks and watches and parts thereof .....	988	1510093	3542	677025
92. Musical instruments; parts and accessories of such articles..	1339	308799	302	55663
<b>SECTION XIX. Arms and ammunition; parts<sup>(3)</sup> .....</b>	<b>000</b>	<b>000</b>	<b>000</b>	<b>000</b>
93. Arms and ammunition; parts and accessories thereof <sup>(3)</sup> .....	000	000	000	000
<b>SECTION XX. Miscellaneous manufactured articles .....</b>	<b>56333</b>	<b>10793071</b>	<b>56295</b>	<b>8673496</b>
94. Furniture; bedding, mattresses, mattress supports, cushions and similar stuffed furnishings; lamps and lighting fittings, not elsewhere specified or included; illuminated signs, illuminated name plates and the like; prefabricated buildings .....	30188	6046971	40882	6044355
95. Toys, games and sports requisites; parts and accessories, thereof .....	14056	2186329	9899	1804036
96. Miscellaneous manufactured articles .....	12088	2559771	5514	825105
<b>SECTION XXI. Works of art, collectors pieces and antiques..</b>	<b>333397</b>	<b>114369892</b>	<b>2116</b>	<b>530627</b>
97. Works of art, collectors' pieces and antiques .....	1	602	31	27526
98. Unassembled C.K.D. articles of road construction machinery, cars and other machinery .....	333396	114369291	2085	503101
Not specified and not stated.....	0	0	0	0

1. See introduction of this chapter for more information on the complete title of sections.

2. Chapter 77 has been designed for future Customs Administration needs and lacks information.

3. Difference between the total and the parts is due to the figures in the chapters 36, 88 and 93 that are included in the total.

Source: Iran Customs Administration

### 11.10. TRANSACTIONS REGISTERED IN NOTARY PUBLICS AND LAND REGISTRATION OFFICES AT THE END OF THE YEAR 1397

Ostan	Total transactions	Sale		Revocable immovable transaction with retrievable right	Letter of attorney			
		Movable	Immovable		Total	Vehicle sale	Other	Sale of estates
<b>Total.....</b>	<b>13538511</b>	<b>3069611</b>	<b>1711330</b>	<b>1577</b>	<b>4529912</b>	<b>1588994</b>	<b>2243268</b>	<b>697650</b>
East Azarbayejan.....	699898	170824	75328	77	207984	95131	76853	36000
West Azarbayejan.....	461285	150919	42022	24	130987	66629	49846	14512
Ardebil.....	215539	55222	28980	3	67487	30645	24304	12538
Esfahan.....	821123	193374	133976	76	250055	91545	115249	43261
Alborz.....	526463	129252	77016	5	194301	93514	74748	26039
Ilam.....	65531	6331	9281	41	17871	4821	8666	4384
Bushehr.....	161343	11795	23305	2	53550	9516	32801	11233
Tehran.....	3460734	894440	426187	57	1318666	439828	693208	185630
Chaharmahal&Bakhtiyari	120881	32251	11435	17	34469	13877	15511	5081
South Khorasan.....	72258	13816	11003	25	18751	5063	8762	4926
Khorasan-e- Razavi.....	985946	278976	102879	16	284987	95938	140644	48405
North Khorasan.....	103775	26229	16322	2	27078	9353	13435	4290
Khuzestan.....	649898	71535	92303	319	204592	51638	104016	48938
Zanjan.....	154258	43622	24604	0	39155	17547	13689	7919
Semnan.....	128019	27615	23673	75	33410	11860	15248	6302
Sistan&Baluchestan.....	161562	24461	16091	1	56881	13526	31856	11499
Fars.....	752932	116343	101990	11	249484	72561	136935	39988
Qazvin.....	209384	53279	30603	1	64205	32915	19810	11480
Qom.....	191477	43516	25122	0	69730	22437	32531	14762
Kordestan.....	239536	63968	22029	3	67019	26787	26803	13429
Kerman.....	364081	63714	38080	11	122653	32438	69868	20347
Kermanshah.....	313394	68047	31680	40	103301	31709	56808	14784
Kohgiluyeh&Boyerahmad	105548	5551	8998	213	45614	4830	33930	6854
Golestan.....	227491	54739	28797	85	66219	23069	34095	9055
Gilan.....	581879	99104	66908	23	191873	89520	81001	21352
Lorestan.....	210103	31194	25973	326	75531	18167	45827	11537
Mazandaran.....	641621	146150	104492	41	206153	80539	101774	23840
Markazi.....	241414	48365	29269	0	105853	27516	69301	9036
Hormozgan.....	228051	32824	23651	0	84871	21182	53403	10286
Hamedan.....	244205	67192	31106	46	69075	32950	26583	9542
Yazd.....	198882	44963	28227	37	68107	21943	35763	10401



### 11.10. TRANSACTIONS REGISTERED IN NOTARY PUBLICS AND LAND REGISTRATION OFFICES AT THE END OF THE YEAR, 1397(continued)

Ostan	Peace pact	Pawn	Rental	Estate distribution letter	Cancellation	Confession certificate	Warranty	Letter of satisfaction	Other
<b>Total.....</b>	<b>257334</b>	<b>607646</b>	<b>148252</b>	<b>17880</b>	<b>5877</b>	<b>717043</b>	<b>1804574</b>	<b>571191</b>	<b>96284</b>
East Azarbayejan.....	16681	34491	3289	636	359	36606	102998	43550	7075
West Azarbayejan .....	5220	15923	3625	208	309	13149	74408	21501	2990
Ardebil .....	5398	12157	2398	233	131	6227	23844	12704	755
Esfahan.....	19084	33983	6601	1331	505	35065	94549	46563	5961
Alborz .....	7497	24828	1602	608	120	24178	46823	18455	1778
Ilam .....	152	4948	208	44	33	3334	18482	4441	365
Bushehr .....	1268	8185	2706	115	251	17426	31954	8076	2710
Tehran .....	65804	151167	21127	7594	836	180547	286673	97219	10417
Chaharmahal& Bakhtiyari	4742	5804	881	170	142	7259	16163	5923	1625
South Khorasan .....	954	3883	1146	112	42	2625	16432	2859	610
Khorasan-e- Razavi .....	15796	32749	37675	847	228	68536	117020	36002	10235
North Khorasan .....	1177	6963	1781	92	100	3624	14534	4087	1786
Khuzestan.....	3884	33648	4174	443	196	66334	131240	35281	5949
Zanjan .....	1284	8381	4069	224	149	6470	19792	4849	1659
Semnan.....	4608	8430	3701	236	196	4701	14602	6025	747
Sistan & Baluchestan..	1352	4557	969	78	16	10329	39395	6333	1099
Fars.....	11409	37943	9580	863	366	42217	138675	35766	8285
Qazvin .....	7129	11356	3218	464	105	9197	20083	8325	1419
Qom.....	3643	6183	1953	236	125	11318	20998	7560	1093
Kordestan .....	2028	7486	1693	145	96	14138	47451	11938	1542
Kerman.....	4782	13300	8920	291	156	15317	76618	17873	2366
Kermanshah .....	1225	10582	4664	162	98	18095	58049	14276	3175
Kohgiluyeh&Boyerahmad	387	4511	210	27	30	4645	29288	4724	1350
Golestan .....	4758	11606	2073	230	92	13504	35707	7959	1722
Gilan.....	32273	33427	3617	713	194	31488	83039	37164	2056
Lorestan .....	1540	8332	3239	115	193	13482	38196	10557	1425
Mazandaran .....	14614	31798	2677	838	278	25045	79649	20156	9730
Markazi .....	3655	10691	1862	288	139	6995	22896	9621	1780
Hormozgan .....	8644	9509	864	127	48	11419	44372	10401	1321
Hamedan .....	4106	15207	4672	258	89	7869	33246	9953	1386
Yazd .....	2240	5618	3058	152	255	5904	27398	11050	1873

Source: Real Estate Registration Organization of Iran.

**11.11. GENERAL CHARACTERISTICS OF COOPERATIVES SUPPLYING PRODUCERS  
REQUIREMENTS BY YEAR AND OSPAN AT THE END OF THE YEAR**

Description	Number	Members	Employees	Capital (mln rials)
<i>Registered cooperatives<sup>(1)</sup></i>				
1380.....	2766	355354	29765	709888
1385.....	3716	391953	41393	920201
1390.....	3848	242770	48463	779252
1393.....	3947	407113	57950	931841
1394.....	3958	412211	58040	1346895
1395.....	4011	411520	60035	4265606
1396.....	4074	424040	61220	4420859
<b>1397.....</b>	<b>3788</b>	<b>411125</b>	<b>57815</b>	<b>1361746</b>
<i>Cooperatives under establishment</i>				
1380.....	95	3197	766	12337
1385.....	353	8857	2984	23870
1390.....	23	633	439	475
1393.....	1	7	7	40
1394.....	-	-	-	-
1395.....	4	49	36	1621
1396.....	7	77	57	7069
<b>1397.....</b>	<b>1</b>	<b>43</b>	<b>43</b>	<b>22</b>
<i>Cooperatives in operation</i>				
1380.....	1489	274212	20666	518062
1385.....	2084	299904	28186	713873
1390.....	1838	230784	25230	531565
1393.....	1640	243825	35671	961217
1394.....	1551	242021	34061	1248436
1395.....	1523	240196	35693	4152462
1396.....	1515	248968	36383	4290075
<b>1397.....</b>	<b>1433</b>	<b>244904</b>	<b>35297</b>	<b>1246231</b>

**11.11. GENERAL CHARACTERISTICS OF COOPERATIVES SUPPLYING PRODUCERS REQUIREMENTS BY YEAR AND OSPAN AT THE END OF THE YEAR (continued)**

Description	Number	Members	Employees	Capital (mln rials)
East Azarbayejan.....	100	11446	1876	34171
West Azarbayejan .....	29	3083	706	12092
Ardebil .....	11	378	221	694
Esfahan .....	130	25077	7087	239922
Alborz .....	10	454	1016	10122
Ilam .....	18	220	130	9083
Bushehr .....	46	5884	1124	34919
Tehran .....	166	25756	7117	451629
Chaharmahal & Bakhtiari .....	16	675	339	839
South Khorasan .....	24	5012	228	5636
Khorasan-e-Razavi.....	125	18446	1267	101840
North Khorasan .....	20	2181	101	622
Khuzestan.....	43	3583	939	12277
Zanjan .....	10	855	367	1915
Semnan.....	32	2832	659	18181
Sistan & Baluchestan .....	75	7135	2048	5938
Fars.....	80	9107	793	10418
Qazvin .....	15	2107	152	30526
Qom .....	13	1256	76	42507
Kordestan .....	34	3180	258	2191
Kerman.....	66	79083	1136	8599
Kermanshah .....	38	1629	1624	646
Kohgiluyeh & Boyerahmad .....	2	67	67	109
Golestan .....	20	4812	196	14917
Gilan.....	45	3350	1226	16062
Lorestan.....	7	217	15	1695
Mazandaran.....	125	10798	1660	24000
Markazi .....	24	1256	106	1639
Hormozgan.....	41	4282	1518	5503
Hamedan .....	19	2877	169	7629
Yazd .....	49	7866	1076	139910

*1. Including cooperatives in operation, out of operation and under establishment.*

*Source: Ministry of Cooperatives, Labor and Social Welfare.*

**11.12. GENERAL CHARACTERISTICS OF COOPERATIVES SUPPLYING CONSUMERS  
REQUIREMENTS BY YEAR AND OSTAN AT THE END OF THE YEAR**

Description	Number	Members	Employees	Capital (mln rials)
<i>Registered cooperatives<sup>(1)</sup></i>				
1380.....	9647	7453537	94861	7642911
1385.....	10486	7837758	100013	7769099
1390.....	11112	8576540	150938	11359527
1393.....	11124	8080618	205388	9400809
1394.....	11125	7913968	263020	20436778
1395.....	11203	7840083	209573	15212601
1396.....	11206	7544510	243141	27873039
<b>1397.....</b>	<b>9176</b>	<b>8309012</b>	<b>247804</b>	<b>21560311</b>
<i>Cooperatives under establishment</i>				
1380.....	33	10208	399	5183
1385.....	150	26299	1108	11817
1390.....	18	1753	209	630
1393.....	5	1142	54	440
1394.....	3	260	20	638
1395.....	3	21	23	41
1396.....	0	0	0	0
<b>1397.....</b>	<b>0</b>	<b>0</b>	<b>0</b>	<b>0</b>
<i>Cooperatives in operation</i>				
1380.....	5794	6052015	85109	15397452
1385.....	6421	6425123	89620	15511013
1390.....	5824	5987973	124309	8531379
1393.....	4939	5687272	172579	8743327
1394.....	4822	5370776	177347	19564239
1395.....	4803	5358252	174679	14656412
1396.....	4599	4980404	202966	27250213
<b>1397.....</b>	<b>4105</b>	<b>5778337</b>	<b>210398</b>	<b>20977262</b>

**11.12. GENERAL CHARACTERISTICS OF COOPERATIVES SUPPLYING CONSUMERS  
REQUIREMENTS BY YEAR AND OSTAN AT THE END OF THE YEAR (continued)**

Description	Number	Members	Employees	Capital (mln rials)
East Azarbayejan.....	218	211976	13741	542166
West Azarbayejan.....	106	174946	1032	339926
Ardebil .....	59	48661	211	15884
Esfahan.....	220	286861	3730	5870078
Alborz .....	43	45898	4873	15329
Ilam .....	36	70663	1115	8381
Bushehr .....	54	222712	275	10409
Tehran .....	1246	1937526	131327	9814587
Chaharmahal & Bakhtiari .....	28	4860	589	9667
South Khorasan .....	50	69213	215	20526
Khorasan-e-Razavi.....	252	382921	6174	338001
North Khorasan .....	42	53241	183	9725
Khuzestan.....	109	445362	2063	339619
Zanjan .....	37	29177	120	18051
Semnan.....	51	32949	252	32502
Sistan & Baluchestan.....	162	128238	2359	740855
Fars.....	170	224755	4776	62994
Qazvin.....	42	42436	264	39040
Qom.....	38	36818	246	28771
Kordestan.....	84	125576	267	45897
Kerman.....	163	110053	2467	37473
Kermanshah .....	105	202086	11133	24418
Kohgiluyeh & Boyerahmad.....	37	17625	634	4823
Golestan .....	78	106693	1409	1571534
Gilan.....	128	163109	1203	646299
Lorestan.....	48	18250	1553	6091
Mazandaran .....	188	174307	3876	132358
Markazi .....	80	56362	596	18582
Hormozgan.....	87	262074	12775	33913
Hamedan .....	43	46329	398	127263
Yazd .....	101	46660	542	72100

*1. Including cooperatives in operation, out of operation and under establishment.*

*Source: Ministry of Cooperatives, Labor and Social Welfare.*

### 11.13. GENERAL CHARACTERISTICS OF SERVICES COOPERATIVES BY YEAR AND OSTAN AT THE END OF THE YEAR

Description	Number	Members	Employees	Capital (mln rials)
<i>Registered cooperatives<sup>(1)</sup></i>				
1380.....	16721	339405	171622	1391322
1385.....	22644	513914	256017	1620357
1390.....	44651	688242	469056	16777980
1393.....	51705	897120	602657	11292963
1394.....	53336	914651	613779	14656688
1395.....	54012	922883	624257	13656381
1396.....	55287	927935	639684	14289060
<b>1397.....</b>	<b>56678</b>	<b>1012890</b>	<b>656432</b>	<b>13820205</b>
<i>Cooperatives under establishment</i>				
1380.....	455	10717	3779	31872
1385.....	4630	58858	69699	333663
1390.....	6158	69472	60304	290195
1393.....	6693	91904	85642	861015
1394.....	7060	99735	90273	1372304
1395.....	7424	114612	101423	1909420
1396.....	7083	110392	97961	1883985
<b>1397.....</b>	<b>7387</b>	<b>118688</b>	<b>100168</b>	<b>2213574</b>
<i>Cooperatives in operation</i>				
1380.....	4349	155084	61560	622878
1385.....	12027	374932	139311	1038594
1390.....	21144	470775	216980	10174499
1393.....	20506	490999	258486	8984921
1394.....	20394	486767	249762	11024278
1395.....	19073	466351	235882	10444322
1396.....	18674	450687	237073	10987581
<b>1397.....</b>	<b>18426</b>	<b>511201</b>	<b>236723</b>	<b>10043258</b>

**11.13. GENERAL CHARACTERISTICS OF SERVICES COOPERATIVES BY YEAR AND OSTAN  
AT THE END OF THE YEAR (continued)**

Description	Number	Members	Employees	Capital (mln rials)
East Azarbayejan.....	1196	32322	16190	814873
West Azarbayejan .....	396	10048	5045	138574
Ardebil .....	339	2959	2719	387245
Esfahan.....	663	20677	7356	343231
Alborz .....	112	8516	2799	56521
Ilam .....	364	2820	2059	17876
Bushehr .....	754	10942	18935	21388
Tehran .....	1729	189555	43268	3179335
Chaharmahal & Bakhtiari .....	344	3528	2718	17045
South Khorasan .....	214	3995	1332	24563
Khorasan-e-Razavi.....	1847	50762	33733	610551
North Khorasan .....	367	9079	3094	42520
Khuzestan.....	556	10435	5393	103616
Zanjan .....	151	2310	1506	47864
Semnan.....	175	3358	1739	81182
Sistan & Baluchestan .....	387	4145	4248	85551
Fars.....	1432	21642	14359	674716
Qazvin .....	112	2106	841	81297
Qom.....	189	3077	2884	111088
Kordestan .....	433	6287	3019	247471
Kerman.....	889	9760	10092	402100
Kermanshah .....	610	6427	6609	46513
Kohgiluyeh & Boyerahmad .....	496	4222	4211	18765
Golestan. ....	702	10390	5577	422593
Gilan.....	500	8700	5143	409667
Lorestan.....	565	7116	5293	289254
Mazandaran.....	1297	33378	12729	275391
Markazi .....	354	7877	2690	170218
Hormozgan.....	508	6466	5106	220940
Hamedan .....	237	3079	1947	13459
Yazd .....	508	15223	4089	687851

*1. Including cooperatives in operation, out of operation and under establishment*

*Source: Ministry of Cooperatives, Labor and Social Welfare.*

### 11.14. GENERAL CHARACTERISTICS OF DIFFERENT TYPES OF COOPERATIVES UNIONS BY YEAR AND OSTAN AT THE END OF THE YEAR

Description	Number	Member cooperatives	Employees	Capital (mln rials)
<i>Registered cooperatives unions<sup>(1)</sup></i>				
1380.....	418	16378	2002	965539
1385.....	643	28307	6250	1148485
1390.....	1048	44730	9930	1571876
1393.....	1138	160371	12765	2438393
1394.....	1158	49501	13578	2025839
1395.....	1176	47987	13876	1731796
1396 <sup>(2)</sup> .....	1191	41219	13072	1486404
<b>1397.....</b>	<b>1214</b>	<b>41269</b>	<b>13146</b>	<b>2052558</b>
<i>Cooperatives unions under establishment</i>				
1380.....	45	535	355	973
1385.....	100	2495	827	33571
1390.....	8	68	56	90
1393.....	0	0	0	0
1394.....	0	0	0	0
1395.....	0	0	0	0
1396.....	0	0	0	0
<b>1397.....</b>	<b>0</b>	<b>0</b>	<b>0</b>	<b>0</b>
<i>Cooperatives unions in operation</i>				
1380.....	308	14776	1560	963201
1385.....	415	23862	4731	1110622
1390.....	645	58809	5837	1224996
1393.....	594	148070	7330	2072114
1394.....	558	35347	7009	1656310
1395.....	544	34445	7654	1644490
1396 <sup>(2)</sup> .....	583	23216	6779	1446656
<b>1397.....</b>	<b>591</b>	<b>23052</b>	<b>6803</b>	<b>2012910</b>
Agricultural <sup>(3)</sup> .....	119	2782	1856	601076
Mining <sup>(3)</sup> .....	4	53	8	360
Hand-woven carpet.....	24	1081	155	810
Housing <sup>(3)</sup> .....	140	4262	1413	63060
Manufacturing <sup>(3)</sup> .....	37	464	546	17128
Producer's supply.....	41	836	287	193576
Customer's supply.....	70	10671	749	771235
Transportation <sup>(3)</sup> .....	34	701	181	310627
Services.....	63	731	1225	4303
Construction.....	4	363	16	25131
Credit.....	4	99	13	8665
Other.....	51	1009	354	16939

1. Including cooperatives in operation, out of operation and under establishment.

2. Revised figures.

3. Detailed statistics of related cooperatives appear in Chapters of "Agriculture, forestry and fisheries", "Mining and Quarrying", "Manufacturing", "Construction and Housing" and "Transportation, Storage and Communications".

Source: Ministry of Cooperatives, Labour and Social Welfare.



### 11.15. GENERAL CHARACTERISTICS OF RURAL COOPERATIVES AT THE END OF THE YEAR

Year and Ostan	Number	Members	Capital <sup>(1)</sup>	Legal reserves
1380.....	2947	4444	357404	140229
1385.....	2937	4570	544488	440765
1390.....	2853	4432	1493215	780621
1393.....	2772	4315	2020146	1101694
1394.....	2775	4419	2068783	1343859
1395.....	2777	4319	2134089	1441309
1396.....	2775	4295	2364104	1587297
<b>1397.....</b>	<b>2772</b>	<b>4280</b>	<b>2223991</b>	<b>1780463</b>
East Azarbayejan.....	176	166	112255	62098
West Azarbayejan.....	141	335	165054	77867
Ardebil .....	81	89	32568	30537
Esfahan .....	147	239	197514	106585
Alborz .....	13	16	13229	17157
Ilam .....	33	41	16057	17886
Bushehr .....	34	73	34171	14356
Tehran .....	47	59	251965	121636
Chaharmahal & Bakhtiyari .....	54	86	29812	8278
South Khorasan.....	57	103	33720	26177
Khorasan-e-Razavi.....	223	338	147187	195347
North Khorasan.....	60	64	22730	15399
Khuzestan.....	103	203	66896	185621
Zanjan .....	62	80	53919	115335
Semnan.....	38	39	8484	11714
Sistan & Baluchestan.....	53	214	70758	28139
Fars.....	186	325	103907	165018
Qazvin.....	48	70	21656	16774
Qom.....	11	13	6305	7878
Kordestan.....	92	163	87796	44302
Kerman.....	144	181	28594	24584
Kermanshah.....	104	127	49942	73201
Kohgiluyeh & Boyerahmad .....	28	72	15460	6009
Golestan .....	66	74	66533	55289
Gilan.....	148	277	36905	45431
Lorestan.....	130	105	37027	29268
Mazandaran .....	182	278	336382	45251
Markazi .....	90	83	38777	109358
Hormozgan .....	61	112	15393	7238
Hamedan. ....	121	184	78250	69954
Yazd.....	39	71	44741	46776

1. The capital declared by cooperatives includes: registered capital for cash contribution sources of the members in the cooperatives. This type of capital excludes sources of working capital, creation and acquisition of tangible and intangible fixed assets and long-term investment.

Source: Central Organization of Rural Cooperatives.

### 11.16. GENERAL CHARACTERISTICS OF RURAL COOPERATIVES FOR FEMALES AT THE END OF THE YEAR

( person-mln rials)

Year and Ostan	Number	Members	Capital <sup>(1)</sup>	Legal reserves
1380.....	131	28033	2793	434
1385.....	209	50038	7743	3178
1390.....	314	81930	15544	14307
1393.....	301	58034	22258	24141
1394.....	309	55368	23028	25024
1395.....	304	56575	24092	26894
1396.....	307	56887	28576	27691
<b>1397.....</b>	<b>307</b>	<b>57275</b>	<b>30214</b>	<b>28090</b>
East Azarbayejan.....	7	1482	787	781
West Azarbayejan.....	8	927	2963	653
Ardebil .....	7	1197	315	162
Esfahan .....	12	1930	2507	1903
Alborz .....	4	208	172	7
Ilam .....	6	2303	812	268
Bushehr .....	5	319	40	29
Tehran .....	5	502	1309	278
Chaharmahal & Bakhtiyari .....	15	2592	1379	612
South Khorasan.....	15	3379	1959	1151
Khorasan-e-Razavi.....	30	4288	1629	2373
North Khorasan.....	2	190	42	86
Khuzestan.....	13	5646	1599	5236
Zanjan .....	4	324	192	115
Semnan.....	15	1589	1321	2597
Sistan & Baluchestan.....	2	718	206	76
Fars.....	30	4827	1582	2460
Qazvin.....	6	314	345	140
Qom.....	4	685	229	654
Kordestan.....	2	216	26	28
Kerman.....	31	7129	619	502
Kermanshah.....	17	2482	770	680
Kohgiluyeh & Boyerahmad ...	7	6213	746	242
Golestan .....	2	329	1541	1536
Gilan.....	11	2039	689	600
Lorestan.....	14	1118	460	762
Mazandaran.....	12	1419	3228	2289
Markazi .....	10	548	2411	1799
Hormozgan .....	6	1866	208	30
Hamedan. ....	4	414	110	41
Yazd.....	1	82	18	0

1. The capital declared by cooperatives includes: registered capital for cash contribution sources of the members in the cooperatives. This type of capital excludes sources of working capital, creation and acquisition of tangible and intangible fixed assets and long-term investment.

Source: Central Organization of Rural Cooperatives.

### 11.17. GENERAL CHARACTERISTICS OF RURAL COOPERATIVES UNITS AT THE END OF THE YEAR

Year and Ostan	Number	Members	Capital <sup>(1)</sup>	Legal reserves
1380.....	255	3004	117504	141472
1385.....	278	3012	226301	341046
1390.....	301	2932	404199	632012
1393.....	296	2772	631581	839627
1394.....	305	2832	764839	1175497
1395.....	305	2836	772476	1199757
1396.....	307	2842	807596	1291349
<b>1397.....</b>	<b>311</b>	<b>2849</b>	<b>878707</b>	<b>1201006</b>
East Azarbayejan.....	16	182	93614	42467
West Azarbayejan.....	18	149	118800	38489
Ardebil.....	9	81	24387	18736
Esfahan.....	23	156	98500	85261
Alborz.....	2	13	1012	5585
Ilam.....	5	46	2484	13363
Bushehr.....	5	26	54907	2989
Tehran.....	8	46	17179	23689
Chaharmahal & Bakhtiari.....	5	48	6934	9395
South Khorasan.....	7	62	20517	15970
Khorasan-e-Razavi.....	24	238	51196	77316
North Khorasan.....	6	60	2659	57752
Khuzestan.....	17	104	79227	266135
Zanjan.....	4	71	50631	19578
Semnan.....	4	38	4118	22894
Sistan & Baluchestan.....	9	49	15383	38080
Fars.....	28	235	29351	135484
Qazvin.....	3	48	9737	12161
Qom.....	0	0	0	0
Kordestan.....	10	93	21631	35399
Kerman.....	17	134	11388	18687
Kermanshah.....	11	84	28429	20377
Kohgiluyeh & Boyerahmad.....	6	32	2838	8567
Golestan.....	9	70	27817	45190
Gilan.....	15	162	18234	22163
Lorestan.....	10	135	21913	30596
Mazandaran.....	13	187	14596	36001
Markazi.....	8	93	8132	57319
Hormozgan.....	8	66	3001	4559
Hamedan.....	8	121	16346	33925
Yazd.....	3	20	23749	2877

1. The capital declared by cooperatives includes: registered capital for cash contribution sources of the members in the cooperatives. This type of capital excludes sources of working capital, creation and acquisition of tangible and intangible fixed assets and long-term investment.

Source: Central Organization of Rural Cooperatives.

### 11.18. WEIGHT OF SELECTED SURPLUS CROPS PURCHASED FROM FARMERS BY RURAL COOPERATIVES (ton)

Crop	Year							
	1380	1385	1390	1393	1394	1395	1396	1397
Wheat .....	4645301	3120200	486098	2771040	3693355	4733930	4007484	3265220
Barley .....	31643	45849	192110	302088	368171	1696534	828068	573109
Rice and paddy .....	92816	2058	12499	39859	10220	11497	9797	20446
Grains .....	288	2942	3908	11948	5083	1697	1875	1538
Cotton (seed cotton) .....	28967	6279	11919	17288	27524	32298	58215	5281
Fruits, vegetables and summer crops .....	292809	3968	67069	436022	153644	90977	168484	81216
Citrus fruits .....	12653	514	27200	59002	38640	80355	63409	48907
Dates .....	19427	2034	4951	25913	2872	6492	13403	12670
Oil seeds .....	0	431748	121520	183931	54835	155642	177282	338175
Onions .....	271968	5995	159145	9792	26450	8808	3058	6053
Potatoes .....	155040	134735	24887	38827	63616	37242	22887	39179

Source: Central Organization of Rural Cooperatives.

**11.19. CAPACITY OF NATION'S ACCOMMODATIONS <sup>(1)</sup> BY CLASS**

Year	Total accommodation facilities <sup>(1)</sup>		Hotel <sup>(2)</sup>									
			5- star		4 - star		3-star		2-star		1- star	
	Room	Bed	Room	Bed	Room	Bed	Room	Bed	Room	Bed	Room	Bed
1380.....	27889	57661	2243	4489	3794	7589	5936	11872	8418	17037	5028	10456
1385.....	29141	60279	2670	7059	4673	9597	7262	15506	8457	17543	5060	10524
1390.....	81999	221410	000	9451	000	17515	000	56783	000	53409	000	72456
1393.....	84499	231647	5736	12511	7758	17810	12310	32087	10062	24232	7957	19361
1394.....	89602	239522	6486	13630	8445	18333	12808	32548	10099	23370	9405	24181
1395.....	93110	248392	7517	15536	9132	20610	14260	36999	10652	25662	8555	23023
1396 <sup>(4)</sup> ...	92402	245718	8205	16789	9841	22914	14618	36688	10625	24374	6952	17264
<b>1397.....</b>	<b>92752</b>	<b>235630</b>	<b>9044</b>	<b>18517</b>	<b>10417</b>	<b>24607</b>	<b>14154</b>	<b>36400</b>	<b>11084</b>	<b>25697</b>	<b>6929</b>	<b>17138</b>

Year	Other							
	Inn		Apartment hotel		Accommodating complex		Lodging house	
	Room	Bed	Room	Bed	Room	Bed	Room	Bed
1380.....	33433 <sup>(3)</sup>	100069 <sup>(3)</sup>	344	5603	000	000	000	000
1385.....	27882	75158	6637	14906	000	000	000	000
1390.....	27810	76927	9731	23581	000	000	000	000
1393.....	23191	73259	12256	33063	2140	5913	3089	13411
1394.....	23118	65019	13753	42647	2378	6373	3110	13418
1395.....	23285	62495	14883	46021	2797	9238	2029	8808
1396 <sup>(4)</sup> ...	22743	61526	15200	50289	2183	7073	2035	8801
<b>1397.....</b>	<b>23784</b>	<b>58374</b>	<b>13426</b>	<b>41989</b>	<b>1665</b>	<b>3125</b>	<b>2249</b>	<b>9783</b>

1. Before the year 1393, the total accommodations included hotels, apartment hotels, lodging houses, inns, complexes, camps, waterside cottages, and motels.

2. Statistics for tourism complexes and motels are included with the "Hotels".

3. Including the number of rooms and beds in the pilgrim houses.

4. Reduction in the number of room and accommodations beds in the year 1396, compared to those of the year 1395, is due to the detachment of hotels from motels which is in line with revising regulations of establishing, improving, completing, grading and rating accommodation establishments and tourist, and their supervision approved by the Government Board in the year 1394.

Source: Cultural Heritage, Handicrafts and Tourism Organization.

**11.20. NUMBER OF THE NATION'S ACCOMMODATIONS BY CLASS**

Year and Ostan	Total <sup>(1)</sup>	Hotel				
		5-Star	4-Star	3-Star	2-Star	1-Star
1380 .....	2523	11	38	80	228	219
1385.....	1808	000	000	000	000	000
1390.....	3034	21	78	708	867	1360
1393.....	3343	28	85	244	318	357
1394.....	3346	31	84	242	309	411
1395.....	3408	36	105	294	348	370
1396 <sup>(2)</sup> .....	3320	42	115	296	342	304
<b>1397<sup>(3)</sup>.....</b>	<b>3134</b>	<b>45</b>	<b>131</b>	<b>301</b>	<b>359</b>	<b>310</b>
East Azarbayejan.....	133	5	4	7	11	9
West Azarbayejan .....	94	1	4	5	15	13
Ardebil .....	219	0	5	8	12	8
Esfahan.....	144	2	6	23	20	34
Alborz .....	32	0	1	3	5	1
Ilam .....	15	0	0	1	5	3
Bushehr .....	34	0	0	2	3	5
Tehran .....	375	7	15	29	30	27
Chaharmahal & Bakhtiari .....	22	0	2	1	1	6
South Khorasan .....	26	0	0	5	1	3
Khorasan-e-Razavi.....	674	13	22	62	62	63
North Khorasan .....	19	0	1	3	1	2
Khuzestan.....	88	2	3	13	7	13
Zanjan.....	29	0	1	2	4	0
Semnan.....	18	0	0	6	1	2
Sistan & Baluchestan .....	43	0	3	1	6	3
Fars.....	214	4	9	16	19	8
Qazvi .....	58	0	0	4	6	3
Qom.....	114	0	6	6	12	8
Kordestan .....	58	0	3	7	9	12
Kerman.....	72	1	5	4	23	2
Kermanshah .....	47	2	2	7	12	3
Kohgiluyeh & Boyerahmad .....	18	0	3	1	2	0
Golestan .....	42	0	2	3	12	3
Gilan.....	178	3	13	35	28	19
Lorestan.....	38	0	2	8	8	7
Mazandaran.....	155	1	8	14	14	21
Markazi .....	19	1	1	8	3	1
Hormozgan.....	45	3	1	6	9	5
Hamedan .....	36	0	4	2	5	2
Yazd .....	75	0	5	9	13	24

**11.20. NUMBER OF THE NATION'S ACCOMMODATIONS BY CLASS (continued)**

Year and Ostan	Other			
	Inn	Apartment hotel	Accommodation complex	Lodging house
1380 .....	1782	95	70	000
1385.....	1492	316	000	000
1390.....	000	000	000	000
1393.....	1436	557	93	255
1394.....	1334	620	93	222
1395.....	1345	662	101	147
1396 <sup>(2)</sup> .....	1316	676	85	144
<b>1397<sup>(3)</sup>.....</b>	<b>1188</b>	<b>592</b>	<b>60</b>	<b>148</b>
East Azarbayejan.....	65	32	0	0
West Azarbayejan .....	53	3	0	0
Ardebil .....	100	86	0	0
Esfahan.....	45	14	0	0
Alborz .....	6	7	7	2
Ilam .....	6	0	0	0
Bushehr .....	13	10	1	0
Tehran .....	116	24	4	123
Chaharmahal & Bakhtiari .....	9	2	1	0
South Khorasan .....	16	0	1	0
Khorasan-e-Razavi.....	247	204	1	0
North Khorasan.....	11	0	0	1
Khuzestan.....	43	6	1	0
Zanjan.....	13	4	5	0
Semnan.....	5	4	0	0
Sistan & Baluchestan .....	22	3	5	0
Fars.....	134	22	1	1
Qazvi .....	18	2	25	0
Qom.....	55	27	0	0
Kordestan .....	24	2	1	0
Kerman.....	29	5	0	3
Kermanshah .....	19	2	0	0
Kohgiluyeh & Boyerahmad .....	6	2	1	3
Golestan .....	10	7	0	5
Gilan.....	48	32	0	0
Lorestan.....	10	1	2	0
Mazandaran.....	14	78	1	4
Markazi .....	4	0	1	0
Hormozgan.....	12	9	0	0
Hamedan .....	18	3	2	0
Yazd .....	17	1	0	6

1. Before the year 1393, it includes hotels, apartment hotels, lodging houses, inns, complexes, camps, waterside cottages, and motels.

2. Reduction in the number of the total in the year 1396, compared with that of the year 1395, is due to the detachment of motel from hotel which is in line with revising regulations of establishing, improving, completing, grading and rating tourism amenities and their supervision approved by the Government Board in 1394.

3. A number of sixty four hotels are under grading stage and are not included in the statistics. They include East Azarbayejan : one Esfahan: 39, Bushehr:3, Tehran :2, Chaharmahal & Bakhtiari: one, Khorasan-e-Razavi: one, North Khorasan: one, Zanjan: 3, Sistan & Baluchestan: 4, Gilan: one and Yazd eight hotels.

Source: Cultural Heritage, Handicrafts and Tourism Organization.

