

Introduction

S data presented in this chapter comprise literacy status in various population and housing censuses, the country's formal education at general and higher levels, and non-formal technical and vocational training.

Formal education is divided into general and higher education:

General education, including primary, lower secondary, upper secondary, and technical and vocational training, is under the supervision of the Ministry of Education. It should be mentioned that since the academic year 1391-92, due to changes in the educational system, the educational levels include a primary school, a junior high school, also known as a lower secondary school including 3 years of high school from the seventh to the ninth grade and senior high school also known as an upper secondary school including the last three years from the 10th to the 12th grade.

High school graduates, after getting a diploma and admission in the university entrance exam may start their higher education which leads to the following degrees: associates', bachelors', masters', Ph.D., and post-doctorate's.

It should be noted that in addition to the universities and higher education institutes affiliated to the Ministry of Science, Research, and Technology, Islamic Azad University independently admits students and offers educational services on higher levels.

The first official statistical yearbook of the Ministry of Culture was published in the year 1297 and included statistics on primary, secondary and higher education. In the second statistical yearbook of the Ministry of Culture published in the year 1305, statistics for school children and higher education students were presented comparatively for three academic years of 1301-1302, 1302-1303 and 1303-1304. These statistics have been produced on a yearly basis in the year 1305. Since the year 1343, statistics for school children have been published by the Ministry of Education. Activities for adult literacy training which began in the year 1334 has continued after the victory of the Islamic Revolution by the Literacy Movement

Organization, founded in the year 1358. The Organization, from its very establishment, has regularly produced and presented statistics on its activities. The educational system of this organization has changed since the year 1390.

At present, the Ministry of Science, Research and Technology provides data on higher education.

The statistical information provided by the Ministry of Science, Research and Technology covers all the higher education institutes under the Ministry itself and those affiliated to other ministries and government organizations such as the Ministry of Education, Ministry of Health and Medical Education, Ministry of Oil, Physical Education Organization, etc. The certificates issued by these institutes are approved by the Ministry of Science, Research and Technology. Furthermore, data on the Technical and Vocational Training Organization have been a part of this chapter since the year 1375. The Organization was established in the year 1359 by merging Apprenticeship Funds with Vocational Education Centres and Apprenticeship Centres which were formerly responsible for vocational and technical training. The Organization started its activities under the supervision of the Ministry of Cooperatives, Labour and Social Welfare.

Moreover, the SCI provides general information on literacy status and educational attainment, as well as comparative changes, through the decennial National Population and Housing Censuses.

It should be mentioned that the Population and Housing Census used to be carried out every 10 years till the year 1385, but according to the government approval, it will be conducted every 5 years since then.

Notes:

1. Figures for teaching and clerical staff that have changed since the year 1394 include government workers assigned to non-government schools.
2. Figures related to the number of schools at different educational levels do not necessarily indicate the number of buildings allocated to the educational levels. For example, if during the academic year, a building is used by both primary and lower secondary courses, but at different times of the day, the building would be considered twice in statistics. This also

applies to the number of classes held at different educational levels.

Definitions and concepts

Literate: every individual who can read and write a simple text in Farsi or any other language, whether having or not having an official certificate are considered literate.

Urban and rural areas and settled population: see Chapter 3, Population, Definitions and concepts.

Education: refers to learning under a formal education programme in Iran or abroad. Thus, learning in non-formal educational courses (such as learning foreign languages in private language schools or by a private tutor) is not considered education.

Teaching Staff: people working at school in three groups of teachers, management, and educational quality increasing. Occupations in the teacher groups comprise primary- school teachers, lower and upper secondary school teachers, vocational school teachers, and vocational school trainers. Occupations in the management group are composed of the principal, assistant for developing life and social skills, assistant for technology, executive assistant, assistant for public affairs, and assistant for education. Occupations in educational quality increasing group consist of consultant, educational and life skills affairs trainer, health caregiver, in-charge of division, in-charge of education, in-charge of boarding school, the responsible person for literacy movement complex, the responsible person of rehabilitation, and the computer site operator.

Educational level: an educational course which results in receiving an educational degree/ attainment.

Student: a person who is studying at one of the educational levels based on the educational regulations.

Special education: refers to the education for children and teenagers who are unruly, physically or mentally retarded, and /or suffer from learning disabilities and/or are unadaptable. It encompasses pre-school, primary, lower-secondary (First 3 Years of high school), upper-secondary (Second 3 Years of high school) and technical and vocational training courses.

Primary education: is an educational period in which students start their education at the age of 6 for a duration of 6 years and receive a certificate after passing the determined educational grades.

Lower secondary education (First 3 Years of High school): a general educational course in which students are instructed immediately after primary school. After passing a three-year course, the students

will receive a lower secondary certificate.

Upper secondary education (Second 3 Years of high school): a course in which the students are admitted after completing the lower secondary course and then are guided to technical and vocational or work and knowledge. The students who pass the determined units receive the upper secondary school diploma.

Adult student: is a student who has not had the qualification for in-day primary and secondary education; however, he/she continues his/her study in specified adult schools.

Adults' general education: the educational level of this course corresponds with the lower secondary course (a 3 year course) and provides educational opportunity for those who do not have the qualification for in-day education because of their age or other conditions.

Adults' complementary education: education in this course is similar to secondary education and provides educational opportunities for those who do not have the qualification for in-day education because of their age or other qualifications.

Literacy education course: a course for educating an illiterate person with more than 10 years of age who is not able to be educated within the national formal educational system. This course equals the third grade of the elementary school in the national formal educational system.

Literacy transition course: a course equals the end grade of the primary school which provides the opportunity for those who have passed the literacy education course or its equivalent to continue their study.

Stabilization course: course that provides the opportunity of continuation, stability, and application of what has been learned for those who have completed the literacy education course and do not tend to continue their education.

Learner covered by the Literacy Movement Organization: refers to an illiterate and low-literate person aged over 10 who cannot study in a formal educational system and enrolls in the courses of the Literacy Movement Organization.

Learner completing the course: refers to the learner who successfully passed the final exams of the course.

University student: every admitted person who enrolls in one of the formal educational courses of higher education based on specified criteria and is studying at the university

Higher education centre: an institute that admits students with the diploma, pre-university, or higher certificate and grants associate's or higher degrees to its graduates.

University: the highest institute of higher education courses which is established by the authorization of the Council for High Education Development and comprises at least three faculties.

Full-time instructor of higher education institute: an instructor who is employed based on the specified criteria and has to work all his/her working hours in the institute of his/ her working place.

Part-time teachers of higher education institute: an instructor who renders theoretical or operational, educational services for a certain period.

Enrolled students in higher education institute: an individual who was admitted and enrolled in one of the higher education institutes based on the specified standards.

Graduated students from higher education institutes: an individual who has completed successfully one of the educational fields of higher education and attained educational degrees based on the specified criteria.

Technical and Vocational Training Organization Trainees: individuals who attend the training centres of the organization for a certain period to acquire a particular vocation, retraining, or upgrading skill.

Permanent Technical and Vocational Training Centres: government places consisting of at least five training workshops with a legal identity and its organizational chart is approved by the State Plan and Budget Organization (former Vice Presidency for Strategic Planning and Supervision).

During the same academic year, about 1020 thousand students were at the pre-school level that increased by 9% compared to the previous academic year. The number of special students was over 79,000, showing an increase of about 5.1% compared to the previous academic year.

The total number of university students over the academic year 1397-98 was over 3 million and 373 thousand, indicating a decrease of about 6.7%, compared to the previous year.

Out of the total students, about 15.1 percent of students were studying at associate's, about 59.8 percent at bachelor's, about 17.8 percent at master's, and 2.8 percent at professional doctorate's and 4.5 percent at specialty doctorate's levels.

Over the academic year 1396-97, out of about 695,000 graduates from universities and higher education institutes, the graduates in technical and engineering courses, humanities, arts, agriculture and veterinary, medicine, and basic sciences accounted for 28.3, 50.3, 7.7, about 3.3, 5.7 and 4.7, percent, respectively.

Selected information

According to the results of the 1365, 1375, 1385, 1390, and 1395 Population and Housing Censuses, the highest literacy rates among males aged 6 and over were 71.0%, 84.7%, 88.7%, 88.4%, and 91%, while literacy rates for females were 52.1, 74.2, 80.3, 81.1 and 84.2 percent, respectively.

During the academic year 1397-98, more than 8 million 69 thousand persons were studying at primary schools, more than 3 million 310 thousand persons were at lower secondary schools, and more than 2 million 642 thousand persons were at upper secondary schools which shows a rise of 2.4 percent in primary school compared to the previous year. Besides, the number of students in the lower secondary and upper secondary schools increased by 3.7 and 18 percent, respectively.

17.1. LITERATE POPULATION IN URBAN AND RURAL AREAS BY SEX (1000 persons)

Description	Both sexes	Male	Female
<i>Total country</i>			
1345 Census	5556	3928	1628
1355 Census	12877	8198	4679
1365 Census ⁽¹⁾	23913	14078	9835
1370 Census ⁽¹⁾	33966	19091	14875
1375 Census ⁽¹⁾	41582	22465	19118
1385 Census ⁽¹⁾	54082	28835	25247
1390 Census ⁽¹⁾	57362	30126	27236
1395 Census⁽¹⁾	62667	32913	29754
<i>Urban areas</i>			
1345 Census	3833	2442	1390
1355 Census	8628	5145	3483
1365 Census	15507	8765	6742
1370 Census	21725	11903	9822
1375 Census	27857	14861	12996
1385 Census	39096	20625	18471
1390 Census	43048	22358	20690
1395 Census	48305	25048	23257
<i>Rural areas</i>			
1345 Census	1723	1485	238
1355 Census	4249	3053	1196
1365 Census	8371	5287	3084
1370 Census	12128	7114	5014
1375 Census	13661	7565	6096
1385 Census	14939	8183	6756
1390 Census	14287	7752	6534
1395 Census	14334	7849	6485

1. The difference between the total and sum of urban and rural areas is due to the inclusion of literate unsettled population in the total.

Sources: Ministry of the Interior;
- Statistical Centre of Iran.

17.2. POPULATION AGED 6 AND OVER, NUMBER OF LITERATE PEOPLE AND LITERACY RATE BY SEX AND AGE
(1000 persons-percent)

Sex and age group	1345 Census			1355 Census		
	Population	Literate	Literacy rate	Population	Literate	Literacy rate
Both sexes	19372	5556	28.7	27113	12877	47.5
6-9 years	2372	886 ⁽¹⁾	37.4 ⁽¹⁾	4110	2943	71.6
10-14 years	3098	1579	51.0	4303	3184	74.0
15-19 years	2181	892	40.9	3600	2196	61.0
20-24 years	1723	546	31.7	2792	1393	49.9
25-29 years	1699	402	23.7	2112	881	41.7
30-34 years	1723	320	18.6	1707	598	35.0
35-39 years	1461	268	18.3	1627	459	28.2
40-44 years	1360	229	16.8	1669	371	22.2
45-49 years	866	148	17.1	1389	284	20.5
50-54 years	767	91	11.9	1329	244	18.4
55-59 years	437	52	11.9	704	129	18.3
60-64 years	691	63	9.1	584	75	12.8
65 years and over	993	80	8.1	1186	120	10.1
Not specified	0	0	××	0	0	××
Male	10023	3928	39.2	13926	8198	58.9
6-9 years	1230	179 ⁽¹⁾	47.1 ⁽¹⁾	2129	1727	81.1
10-14 years	1639	1059	64.6	2259	1937	85.8
15-19 years	1087	595	54.7	1819	1348	74.1
20-24 years	810	380	46.9	1341	880	65.6
25-29 years	825	299	36.2	1010	581	57.5
30-34 years	892	249	27.9	842	416	49.4
35-39 years	789	208	26.4	825	338	41.0
40-44 years	761	187	24.6	895	288	32.2
45-49 years	492	124	25.2	751	219	29.2
50-54 years	385	75	19.5	732	196	26.8
55-59 years	229	44	19.2	397	105	26.5
60-64 years	356	56	15.7	301	62	20.6
65 years and over	530	72	13.6	624	100	16.0
Not specified	0	0	××	0	0	××
Female	9348	1628	17.4	13187	4679	35.5
6-9 years	1143	307 ⁽¹⁾	26.9 ⁽¹⁾	1981	1216	61.4
10-14 years	1459	520	35.6	2044	1247	61.0
15-19 years	1094	297	27.2	1782	848	47.6
20-24 years	912	166	18.2	1451	512	35.3
25-29 years	874	103	11.8	1101	299	27.2
30-34 years	831	71	8.5	865	182	21.0
35-39 years	672	60	8.9	801	121	15.1
40-44 years	600	41	6.8	773	83	10.7
45-49 years	374	24	6.4	638	65	10.2
50-54 years	383	15	3.9	597	48	8.0
55-59 years	209	8	3.8	307	24	7.8
60-64 years	335	7	2.1	283	14	5.0
65 years and over	463	8	1.7	562	20	3.6
Not specified	0	0	××	0	0	××

17.2. POPULATION AGED 6 AND OVER, NUMBER OF LITERATE PEOPLE AND LITERACY RATE BY SEX AND AGE (continued) **(1000 persons-percent)**

Sex and age group	1365 Census			1370 Multi-round Survey		
	Population	Literate	Literacy rate	Population	Literate	Literacy rate
Both sexes	38709	23913	61.8	45856	33966	74.1
6-9 years	5835	4822	82.6	7195	6635	92.2
10-14 years	5903	5025	85.1	7547	7056	93.5
15-19 years	5192	4073	78.5	5909	5275	89.3
20-24 years	4194	2971	70.8	4947	4128	83.4
25-29 years	3652	2239	61.3	4005	3079	76.9
30-34 years	2928	1570	53.6	3504	2419	69.0
35-39 years	2117	965	45.6	2867	1782	62.2
40-44 years	1655	639	38.6	2038	1094	53.7
45-49 years	1585	482	30.4	1579	733	46.4
50-54 years	1599	380	23.8	1571	572	36.4
55-59 years	1338	283	21.2	1443	434	30.1
60-64 years	1185	227	19.2	1303	318	24.4
65 years and over	1502	226	15.1	1890	418	22.1
Not specified	24	11	45.8	58	23	39.7
Male	19822	14078	71.0	23675	19091	80.6
6-9 years	2981	2621	87.9	3675	3454	94.0
10-14 years	3054	2780	91.0	3902	3746	96.0
15-19 years	2660	2294	86.2	3058	2856	93.4
20-24 years	2104	1725	82.0	2520	2280	90.5
25-29 years	1840	1365	74.2	2012	1737	86.3
30-34 years	1481	1004	67.8	1780	1426	80.1
35-39 years	1044	635	60.8	1462	1099	75.2
40-44 years	834	441	52.9	1028	702	68.3
45-49 years	819	352	43.0	798	489	61.3
50-54 years	857	288	33.6	822	406	49.4
55-59 years	715	214	29.9	793	323	40.7
60-64 years	652	179	27.5	723	241	33.3
65 years and over	768	173	22.5	1066	320	30.0
Not specified	14	7	50.0	36	14	38.9
Female	18887	9835	52.1	22181	14875	67.1
6-9 years	2854	2201	77.1	3520	3181	90.4
10-14 years	2850	2245	78.8	3646	3309	90.8
15-19 years	2532	1778	70.2	2851	2419	84.9
20-24 years	2090	1246	59.6	2427	1848	76.1
25-29 years	1813	874	48.2	1993	1342	67.3
30-34 years	1447	566	39.1	1724	994	57.7
35-39 years	1073	330	30.8	1404	683	48.7
40-44 years	822	198	24.1	1010	392	38.8
45-49 years	766	130	17.0	780	244	31.3
50-54 years	742	91	12.3	750	166	22.1
55-59 years	622	69	11.1	650	111	17.1
60-64 years	533	48	9.0	580	77	13.3
65 years and over	734	53	7.2	824	98	11.9
Not specified	10	4	40.0	22	10	45.5

17.2. POPULATION AGED 6 AND OVER, NUMBER OF LITERATE PEOPLE AND LITERACY RATE BY SEX AND AGE (continued)
(1000 persons-percent)

Sex and age group	1375 Census			1385 Census		
	Population	Literate	Literacy rate	Population	Literate	Literacy rate
Both sexes	52295	41582	79.5	63920	54082	84.6
6-9 years	6891	6361	92.3	4397	4049	92.1
10-14 years	9081	8740	96.2	6709	6550	97.6
15-19 years	7116	6718	94.4	8727	8463	97.0
20-24 years	5222	4739	90.8	9011	8680	96.3
25-29 years	4709	4067	86.4	7225	6822	94.4
30-34 years	3980	3222	81.0	5554	5045	90.8
35-39 years	3572	2614	73.2	4921	4239	86.1
40-44 years	2812	1844	65.6	4089	3274	80.1
45-49 years	2013	1127	56.0	3523	2535	72.0
50-54 years	1529	719	47.0	2755	1746	63.4
55-59 years	1367	502	36.7	1888	1021	54.1
60-64 years	1383	375	27.1	1464	641	43.8
65 years and over	2595	538	20.7	3657	1017	27.8
Not specified	26	15	57.7	0	0	××
Male	26534	22465	84.7	32494	28835	88.7
6-9 years	3510	3291	93.8	2250	2076	92.3
10-14 years	4622	4504	97.5	3441	3368	97.9
15-19 years	3580	3444	96.2	4443	4324	97.3
20-24 years	2566	2419	94.3	4512	4375	97.0
25-29 years	2366	2172	91.8	3660	3519	96.2
30-34 years	2013	1779	88.4	2838	2677	94.3
35-39 years	1818	1501	82.6	2512	2308	91.9
40-44 years	1431	1110	77.6	2082	1836	88.2
45-49 years	990	702	70.9	1792	1476	82.4
50-54 years	769	477	62.0	1386	1064	76.8
55-59 years	717	360	50.2	924	645	69.8
60-64 years	754	284	37.7	726	430	59.2
65 years and over	1382	411	29.7	1928	738	38.3
Not specified	15	10	66.7	0	0	××
Female	25761	19118	74.2	31426	25247	80.3
6-9 years	3381	3070	90.8	2147	1974	91.9
10-14 years	4458	4236	95.0	3267	3182	97.4
15-19 years	3536	3274	92.6	4284	4139	96.6
20-24 years	2656	2320	87.4	4500	4305	95.7
25-29 years	2343	1895	80.9	3565	3303	92.7
30-34 years	1967	1443	73.4	2716	2368	87.2
35-39 years	1754	1113	63.5	2410	1931	80.1
40-44 years	1381	735	53.2	2007	1439	71.7
45-49 years	1023	425	41.5	1730	1059	61.2
50-54 years	760	242	31.8	1369	681	49.7
55-59 years	649	142	21.9	964	376	39.0
60-64 years	629	90	14.3	738	211	28.6
65 years and over	1213	127	10.5	1728	279	16.2
Not specified	10	5	50.0	0	0	××

17.2. POPULATION AGED 6 AND OVER, NUMBER OF LITERATE PEOPLE AND LITERACY RATE BY SEX AND AGE (continued) (1000 persons-percent)

Sex and age group	1390 Census			1395 Census		
	Population	Literate	Literacy rate	Population	Literate	Literacy rate
Both sexes.....	67682	57362	84.8	71506	62667	87.6
6-9 years	4437	4079	91.9	5084	4841	95.2
10-14 years	5671	5545	97.8	5688	5612	98.7
15-19 years	6607	6406	97.0	5459	5340	97.8
20-24 years	8414	8065	95.9	6393	6201	97.0
25-29 years	8673	8234	94.9	8201	7905	96.4
30-34 years	6972	6486	93.0	8601	8254	96.0
35-39 years	5571	4948	88.8	7038	6607	93.9
40-44 years	4907	4152	84.6	5518	4973	90.1
45-49 years	4030	3173	78.7	4833	4114	85.1
50-54 years	3527	2432	69.0	3926	3073	78.3
55-59 years	2680	1617	60.3	3351	2306	68.8
60-64 years	1863	919	49.3	2543	1527	60.1
65 years and over	4297	1283	29.9	4872	1912	39.3
Not specified	31	23	74.2	0	0	××
Male	34080	30126	88.4	36168	32913	91.0
6-9 years	2274	2093	92.0	2605	2481	95.2
10-14 years	2888	2827	97.9	2911	2874	98.7
15-19 years	3347	3250	97.1	2786	2726	97.9
20-24 years	4202	4042	96.2	3237	3146	97.2
25-29 years	4355	4152	95.3	4143	4013	96.8
30-34 years	3516	3320	94.4	4340	4196	96.7
35-39 years	2850	2604	91.4	3572	3414	95.6
40-44 years	2486	2232	89.8	2814	2632	93.6
45-49 years	2027	1755	86.6	2454	2228	90.8
50-54 years	1765	1401	79.4	1976	1710	86.6
55-59 years	1327	978	73.7	1670	1330	79.7
60-64 years	881	574	65.2	1253	920	73.5
65 years and over	2142	883	41.2	2406	1243	51.7
Not specified	20	15	75.0	0	0	××
Female	33602	27236	81.1	35339	29754	84.2
6-9 years	2164	1986	91.8	2479	2360	95.2
10-14 years	2783	2717	97.6	2777	2738	98.6
15-19 years	3260	3156	96.8	2673	2614	97.8
20-24 years	4213	4023	95.5	3156	3055	96.8
25-29 years	4318	4082	94.5	4058	3892	95.9
30-34 years	3456	3166	91.6	4260	4059	95.3
35-39 years	2721	2344	86.1	3465	3193	92.1
40-44 years	2420	1920	79.3	2704	2341	86.6
45-49 years	2003	1418	70.8	2379	1887	79.3
50-54 years	1762	1031	58.5	1950	1363	69.9
55-59 years	1353	639	47.2	1681	976	58.1
60-64 years	982	344	35.0	1290	607	47.0
65 years and over	2155	400	18.6	2466	669	27.1
Not specified	12	9	75.0	0	0	××

1. People aged 7 and over were not asked on literacy status in the 1345 Census.

Source: Statistical Centre of Iran.

**17.3. NUMBER OF LITERATE PEOPLE AND LITERACY RATE AMONG POPULATION
AGED SIX AND OVER IN URBAN AND RURAL AREAS BY SEX AND OSTAN, 1395
CENSUS (1000 persons- percent)**

Ostan	Total								
	Population aged six and over			Literate			Literacy rate		
	Both sexes	Male	Female	Both sexes	Male	Female	Both sexes	Male	Female
Total country	71506	36168	35339	62667	32913	29754	87.6	91.0	84.2
East Azarbayejan.....	3526	1791	1735	2987	1600	1386	84.7	89.3	79.9
West Azarbayejan.....	2901	1470	1430	2380	1297	1082	82.0	88.2	75.7
Ardebil	1141	583	558	948	517	430	83.1	88.8	77.1
Esfahan.....	4643	2354	2289	4176	2181	1994	89.9	92.7	87.1
Alborz	2466	1250	1216	2274	1178	1097	92.2	94.2	90.2
Ilam	522	265	257	443	236	207	84.9	89.1	80.6
Bushehr	1025	550	475	914	505	409	89.2	91.9	86.1
Tehran	12118	6083	6035	11258	5757	5502	92.9	94.6	91.2
Chaharmahal&Bakhtiari ...	837	425	412	709	381	328	84.7	89.5	79.7
South Khorasan	669	339	330	581	306	274	86.8	90.4	83.0
Khorasan-e-Razavi.....	5649	2841	2808	5032	2612	2421	89.1	91.9	86.2
North Khorasan	759	380	379	632	334	298	83.3	87.9	78.7
Khuzestan	4136	2093	2044	3569	1884	1685	86.3	90.0	82.5
Zanjan	943	476	467	800	425	375	84.8	89.3	80.3
Semnan.....	638	324	314	583	302	281	91.5	93.4	89.5
Sistan&Baluchestan	2280	1147	1132	1733	931	802	76.0	81.2	70.8
Fars	4372	2215	2157	3884	2030	1854	88.8	91.6	85.9
Qazvin	1145	584	561	1015	538	477	88.6	92.0	85.1
Qom	1139	580	559	1011	532	479	88.7	91.6	85.7
Kordestan	1435	726	708	1170	638	531	81.5	87.8	75.0
Kerman	2786	1424	1362	2380	1247	1134	85.4	87.5	83.2
Kermanshah	1771	893	878	1497	798	699	84.5	89.4	79.6
Kohgiluyeh&Boyerahmad ..	626	316	309	528	282	246	84.4	89.2	79.4
Golestan	1642	822	819	1413	745	669	86.1	90.6	81.6
Gilan.....	2355	1178	1177	2056	1072	984	87.3	91.0	83.6
Lorestan.....	1569	793	776	1302	692	610	83.0	87.2	78.6
Mazandaran.....	3023	1521	1502	2681	1398	1283	88.7	91.9	85.4
Markazi	1296	657	639	1127	598	529	87.0	91.1	82.8
Hormozgan.....	1532	782	750	1346	709	637	87.8	90.7	84.9
Hamedan	1565	790	774	1329	709	621	85.0	89.6	80.2
Yazd	998	514	484	907	478	429	90.9	92.9	88.6

**17.3. NUMBER OF LITERATE PEOPLE AND LITERACY RATE AMONG POPULATION
AGED SIX AND OVER IN URBAN AND RURAL AREAS BY SEX AND OSTAN, 1390
CENSUS (continued) (1000 persons- percent)**

Ostan	Urban areas								
	Population aged six and over			Literate			Literacy rate		
	Both sexes	Male	Female	Both sexes	Male	Female	Both sexes	Male	Female
<i>Total country</i>	<i>53208</i>	<i>26791</i>	<i>26416</i>	<i>48305</i>	<i>25048</i>	<i>23257</i>	<i>90.8</i>	<i>93.5</i>	<i>88.0</i>
East Azarbayejan.....	2547	1285	1262	2244	1184	1060	88.1	92.1	84.0
West Azarbayejan	1908	959	949	1645	877	768	86.2	91.4	81.0
Ardebil	778	395	382	679	364	315	87.3	92.1	82.3
Esfahan.....	4093	2070	2023	3723	1933	1790	91.0	93.4	88.5
Alborz	2284	1154	1130	2120	1094	1026	92.8	94.8	90.8
Ilam	356	180	176	315	166	149	88.4	92.0	84.7
Bushehr	736	386	349	668	359	308	90.8	93.0	88.3
Tehran	11390	5696	5694	10645	5421	5224	93.5	95.2	91.8
Chaharmahal&Bakhtiyari ...	541	274	267	480	254	226	88.7	92.6	84.7
South Khorasan	394	200	194	363	189	174	92.2	94.6	89.7
Khorasan-e-Razavi.....	4153	2082	2072	3820	1962	1858	92.0	94.2	89.7
North Khorasan	428	215	214	384	199	185	89.6	92.8	86.4
Khuzestan	3142	1583	1559	2820	1469	1351	89.7	92.8	86.7
Zanjan	636	321	315	568	298	270	89.3	92.9	85.5
Semnan.....	509	256	253	475	243	232	93.2	94.8	91.7
Sistan&Baluchestan	1121	570	551	943	503	440	84.2	88.4	79.8
Fars	3084	1555	1530	2824	1457	1366	91.5	93.7	89.3
Qazvin	856	434	421	782	409	373	91.4	94.2	88.5
Qom	1083	550	534	966	506	461	89.2	92.0	86.3
Kordestan	1015	512	503	866	465	401	85.3	90.8	79.7
Kerman	1648	841	807	1471	766	705	89.3	91.1	87.4
Kermanshah	1332	666	666	1167	611	557	87.6	91.6	83.6
Kohgiluyeh&Boyerahmad ..	349	177	172	314	166	149	90.0	93.7	86.1
Golestan	889	443	446	804	416	388	90.4	93.8	87.0
Gilan.....	1489	739	749	1377	703	674	92.5	95.0	90.0
Lorestan.....	1016	508	508	883	460	423	86.9	90.5	83.4
Mazandaran.....	1747	873	874	1609	826	784	92.1	94.6	89.6
Markazi	994	503	492	903	472	431	90.8	94.0	87.6
Hormozgan.....	843	432	411	779	407	371	92.4	94.4	90.3
Hamedan	993	497	496	885	461	423	89.1	92.9	85.3
Yazd	850	434	416	782	408	374	92.0	93.9	90.0

**17.3. NUMBER OF LITERATE PEOPLE AND LITERACY RATE AMONG POPULATION
AGED SIX AND OVER IN URBAN AND RURAL AREAS BY SEX AND OSTAN, 1395
CENSUS (continued) (1000 persons- percent)**

Ostan	Rural areas								
	Population aged six and over			Literate			Literacy rate		
	Both sexes	Male	Female	Both sexes	Male	Female	Both sexes	Male	Female
Total country	18255	9353	8902	14334	7849	6485	78.5	83.9	72.9
East Azarbayejan.....	979	506	473	742	416	326	75.8	82.3	68.9
West Azarbayejan	992	511	482	735	421	314	74.0	82.3	65.2
Ardebil	363	188	176	269	154	115	74.1	81.9	65.8
Esfahan.....	551	285	266	452	248	204	82.1	87.1	76.8
Alborz	182	96	86	155	84	71	85.0	87.4	82.3
Ilam	166	85	81	128	71	58	77.5	83.1	71.7
Bushehr	287	163	125	245	146	100	85.3	89.5	79.9
Tehran	727	386	341	613	336	278	84.3	86.9	81.4
Chaharmahal&Bakhtiari ...	295	151	144	229	127	102	77.4	83.9	70.6
South Khorasan	275	139	136	217	117	100	79.1	84.5	73.6
Khorasan-e-Razavi.....	1495	759	736	1212	650	562	81.1	85.6	76.4
North Khorasan	330	165	165	248	134	113	75.1	81.5	68.7
Khuzestan	990	507	483	747	414	334	75.5	81.6	69.1
Zanjan	307	155	152	232	127	105	75.7	81.8	69.4
Semnan.....	128	67	61	109	59	49	84.5	88.3	80.3
Sistan&Baluchestan	1157	577	580	789	428	362	68.2	74.2	62.3
Fars	1272	652	620	1050	567	483	82.5	86.9	77.9
Qazvin	289	149	139	233	128	104	80.6	85.9	74.9
Qom	56	31	25	44	26	18	79.6	84.9	73.1
Kordestan	420	214	205	303	173	130	72.3	80.7	63.4
Kerman	1135	581	554	907	479	428	79.9	82.4	77.3
Kermanshah	434	224	210	327	186	141	75.4	82.9	67.4
Kohgiluyeh&Boyerahmad..	275	139	136	213	116	97	77.4	83.7	71.0
Golestan	751	378	373	608	328	280	81.0	86.8	75.1
Gilan.....	866	438	427	679	370	310	78.5	84.3	72.4
Lorestan.....	551	284	267	417	231	186	75.7	81.4	69.7
Mazandaran.....	1276	648	628	1072	573	499	84.0	88.4	79.5
Markazi	301	154	147	224	126	98	74.4	81.7	66.7
Hormozgan.....	687	349	338	566	301	265	82.3	86.2	78.4
Hamedan	570	293	277	444	247	197	77.9	84.2	71.1
Yazd	147	79	68	124	70	54	84.1	87.5	80.1

Source: Statistical Centre of Iran.

17.4. PRIVATE HOUSEHOLDS BY SEX OF THE HEAD OF HOUSEHOLD, NUMBER OF MEMBERS, AND NUMBER OF LITERATE AND ILLITERATE MEMBERS, 1395 CENSUS

Sex of the head and number of members	Total	Literate				
		None	1 person	2 persons	3 persons	4 persons and more
Both sexes	24129490	1789612	2627036	7972207	5955998	5773984
1 person	2046317	942862	1098292	××	××	××
2 persons	4987977	700646	858153	3427118	××	××
3 persons	6866620	85351	512665	3251250	3015770	××
4 persons	6673118	36155	115490	1122090	2343937	3054209
5 persons	2463012	13027	29804	136452	497842	1785464
6 persons	723814	5732	8065	26209	75757	607950
7 persons	233745	2883	2678	6136	16632	205360
8 persons	83533	1545	1022	1863	4203	74880
9 persons	30796	743	474	628	1204	27741
10 persons and more	20558	668	393	461	653	18380
Male	21067737	946483	1668169	7303870	5564948	5575751
1 person	686764	164174	519192	××	××	××
2 persons	4154085	650109	522575	2979554	××	××
3 persons	6346293	76316	476814	3060173	2731498	××
4 persons	6452935	33220	109405	1098290	2253508	2957321
5 persons	2380953	11963	28316	131984	484845	1723440
6 persons	694654	5293	7580	25179	73184	583319
7 persons	223299	2652	2524	5873	16089	196106
8 persons	79768	1431	953	1776	4049	71539
9 persons	29355	704	444	603	1152	26446
10 persons and more	19631	621	366	438	623	17580
Female	3061753	843129	958867	668337	391050	198233
1 person	1359553	778688	579100	××	××	××
2 persons	833892	50537	335578	447564	××	××
3 persons	520327	9035	35851	191077	284272	××
4 persons	220183	2935	6085	23800	90429	96888
5 persons	82059	1064	1488	4468	12997	62024
6 persons	29160	439	485	1030	2573	24631
7 persons	10446	231	154	263	543	9254
8 persons	3765	114	69	87	154	3341
9 persons	1441	39	30	25	52	1295
10 persons and more	927	47	27	23	30	800

17.4. PRIVATE HOUSEHOLDS BY SEX OF THE HEAD OF HOUSEHOLD, NUMBER OF MEMBERS AND NUMBER OF LITERATE AND ILLITERATE MEMBERS, 1395 CENSUS (continued)

Sex of the head and number of members	Illiterate					Not stated
	None	1 person	2 persons	3 persons	4 persons and more	
Both sexes	17997430	3895670	1965842	192580	67315	10653
1 person	1098292	942862	××	××	××	5163
2 persons	3492662	798944	694311	××	××	2060
3 persons	5636087	731111	444971	52867	××	1584
4 persons	5540431	708280	365557	45054	12559	1237
5 persons	1736579	433100	239930	38342	14638	423
6 persons	373608	182696	126937	26557	13915	101
7 persons	85960	64464	57112	15579	10574	56
8 persons	23214	22318	23173	7831	6977	20
9 persons	7010	7599	8628	3537	4016	6
10 persons and more	3587	4296	5223	2813	4636	3
Male	16432257	2516205	1871226	178285	61248	8516
1 person	519192	164174	××	××	××	3398
2 persons	2999418	505048	647772	××	××	1847
3 persons	5310026	565197	423484	46094	××	1492
4 persons	5422309	624763	352320	41742	10610	1191
5 persons	1701792	396811	232620	36247	13078	405
6 persons	363838	169027	123437	25430	12823	99
7 persons	83167	59522	55607	15038	9910	55
8 persons	22355	20677	22543	7577	6596	20
9 persons	6713	7010	8389	3419	3818	6
10 persons and more	3447	3976	5054	2738	4413	3
Female	1565173	1379465	94616	14295	6067	2137
1 person	579100	778688	××	××	××	1765
2 persons	493244	293896	46539	××	××	213
3 persons	326061	165914	21487	6773	××	92
4 persons	118122	83517	13237	3312	1949	46
5 persons	34787	36289	7310	2095	1560	18
6 persons	9770	13669	3500	1127	1092	2
7 persons	2793	4942	1505	541	664	1
8 persons	859	1641	630	254	381	0
9 persons	297	589	239	118	198	0
10 persons and more	140	320	169	75	223	0

Source: Statistical Centre of Iran.

17.5. STUDENTS AND TEACHING STAFF AT DIFFERENT EDUCATIONAL LEVELS

Academic year and educational level	Student ⁽¹⁾			Teaching staff ⁽²⁾	
	Total	Male	Female	Teacher	Management and quality increasing
1380-81	17882515	9359952	8522563	664672	344911
1385-86	14984301	7741044	7243257	664657	253351
1390-91	13351254	6932408	6418846	602571	263101
1393-94	13615311	7064602	6550709	615522	224374
1394-95	13861901	7174229	6687672	584670	229319
1395-96	14220342	7349326	6871016	569892	226997
1396-97	14700309	7599675	7100634	558386	227147
1397-98	15462046	8001045	7461001	548568	215883
Special education	79023	49127	29896	14933	5466
Pre-school education	1019565	519790	499775	000 ⁽³⁾	000 ⁽³⁾
Primary education	8069427	4153325	3916102	249282	90829
Lower secondary education (First three years of high school)	3310987	1716600	1594387	137117	55601
Upper secondary education (Second three years of high school)	2642666	1365295	1277371	147236	63987
Adult lower secondary education	17460	10314	7146	000 ⁽³⁾	000 ⁽³⁾
Adult upper secondary education	322918	186594	136324	000 ⁽³⁾	000 ⁽³⁾

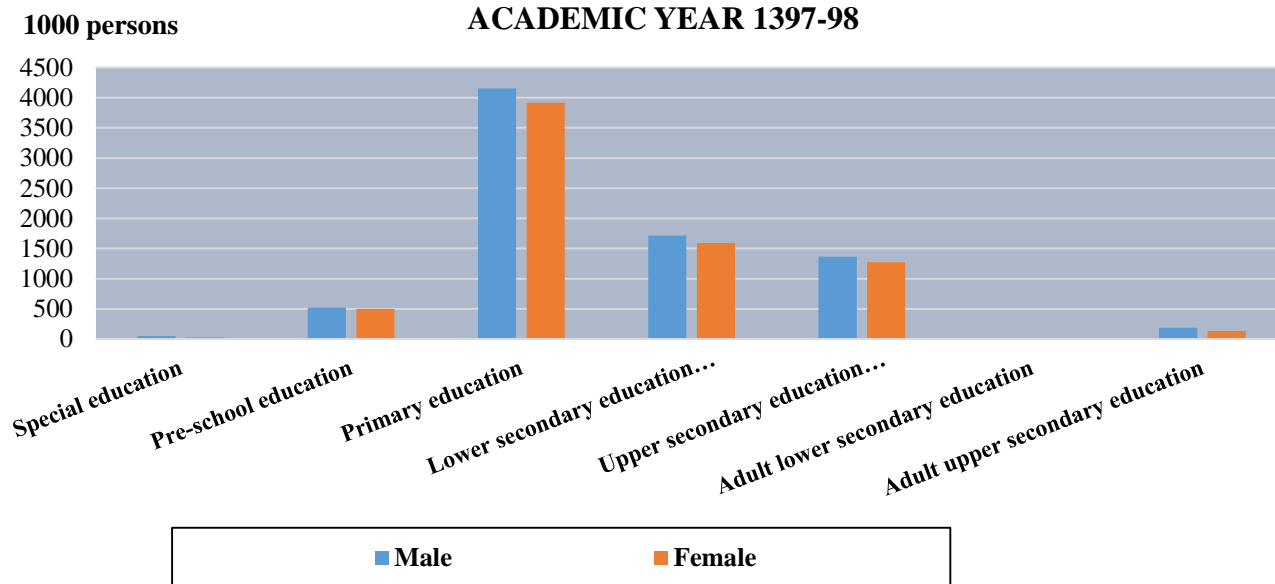
1. Referring to the students of the governmental and non-governmental institutions.

2. As of the year 1394, according to the occupations classification, teaching staff includes teacher group, management and quality increasing group.

3. Provision of the employees in this level is not made by the Ministry of Education.

Source: Ministry of Education.

**17.1. STUDENTS AT DIFFERENT EDUCATIONAL LEVELS,
ACADEMIC YEAR 1397-98**



For data see Table 17.5.

17.6. STUDENTS AND TEACHING STAFF OF THE MINISTRY OF EDUCATION ⁽¹⁾ BY OSTAN, ACADEMIC YEAR 1397-98

Ostan	Student			Teaching staff	
	Both sexes	Male	Female	Teacher	Management and quality increasing
Total country	13998025	7219453	6778572	533635	210417
East Azarbayejan.....	665246	346707	318539	25251	9308
West Azarbayejan	590689	309617	281072	21633	7073
Ardebil	217742	114066	103676	11099	3815
Esfahan.....	837207	426332	410875	28890	12650
Alborz	449984	231379	218605	13072	5716
Ilam	99350	51240	48110	6805	2011
Bushehr	210279	108270	102009	7543	3203
Tehran..	2042784	1043647	999137	57866	25342
Chaharmahal&Bakhtiari	178036	90825	87211	8892	2937
South Khorasan.....	154116	79303	74813	7967	2881
Khorasan-e-Razavi.....	1228327	632149	596178	46231	18891
North Khorasan	167372	86796	80576	8510	3094
Khuzestan.....	953367	495147	458220	32850	15119
Zanjan	176612	92266	84346	8424	2895
Semnan.....	113578	58084	55494	4493	1887
Sistan&Baluchestan	698979	370806	328173	22385	8448
Fars.....	833729	426799	406930	34486	14286
Qazvin	217129	112680	104449	7713	3592
Qom.....	239142	121407	117735	7818	3405
Kordestan	271347	141692	129655	14696	4865
Kerman.....	576466	296437	280029	23987	9631
Kermanshah	313741	164642	149099	16038	5281
Kohgiluyeh&Boyerahmad	142104	73262	68842	8608	2882
Golestan	345605	177847	167758	12301	4476
Gilan.....	364843	186098	178745	16532	5617
Lorestan.....	312729	163658	149071	15214	5612
Mazandaran.....	495643	250482	245161	22942	8464
Markazi	229382	117839	111543	7336	3665
Hormozgan.....	365323	188716	176607	13865	5583
Hamedan	279668	145261	134407	12852	4340
Yazd	227506	115999	111507	7336	3448

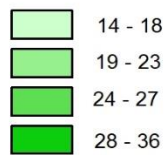
1. Excluding the special, pre-school, war devotees (known as Isargaran- veterans of the Holy Defense) and adult educational courses.

Source: Ministry of Education

17.2. TEACHER- STUDENT RATIO, ACADEMIC YEAR 1397- 98



For Data See Table 17.6.



17.7. SPECIAL STUDENTS BY EDUCATIONAL LEVELS

Academic Year and educational level	Student
1380-81	72904
1385-86	67882
1390-91	82326
1393-94	71289
1394-95	72612
1395-96	73616
1396-97	75158
1397-98	79023
Pre-school	12878
Primary school	45992
Lower secondary education (First three years of high school)	1744
Pre-vocational lower secondary education	9940
Upper-secondary school(Second three years of high school)	1621
Pre-vocational upper-secondary school	6848

Source: Ministry of Education.

17.8. STUDENTS, TEACHING STAFF AND FACILITIES IN SPECIAL EDUCATION COURSE

Academic year and Ostan	Student			Teaching staff		School	Class
	Total	Male	Female	Teacher	Management and quality increasing		
1380-81	72904	43744	29160	11260	4645	923	9133
1385-86	67882	41075	26807	11131	5614	1349	10834
1390-91	82326	50457	31869	11421	6976	1750	14532
1393-94	71289	44193	27096	17622	3136	1578	12320
1394-95	72612	45173	27439	15213	5514	1569	12550
1395-96	73616	45759	27857	14921	5781	1521	12233
1396-97	75158	46726	28432	15390	5367	1615	12299
1397-98.....	79023	49127	29896	14933	5466	1658	12710
East Azarbayejan.....	3967	2504	1463	721	246	76	643
West Azarbayejan	2490	1592	898	411	116	37	372
Ardebil	1538	986	552	231	80	31	213
Esfahan.....	5062	3059	2003	872	343	112	840
Alborz	1947	1080	867	340	131	20	267
Ilam	568	352	216	174	64	20	112
Bushehr	1191	740	451	189	91	40	218
Tehran	9562	5781	3781	1671	581	109	1503
Chaharmahal&Bakhtiyari	1257	794	463	282	114	42	238
South Khorasan	1545	988	557	316	118	39	262
Khorasan-e-Razavi.....	8148	5140	3008	1407	550	164	1284
North Khorasan	1301	810	491	227	78	53	202
Khuzestan	4510	2829	1681	818	259	77	746
Zanjan	940	584	356	234	86	27	170
Semnan.....	697	423	274	143	57	19	112
Sistan&Baluchestan	2960	1923	1037	449	116	41	422
Fars	5345	3229	2116	1090	446	132	889
Qazvin	1097	687	410	253	77	24	186
Qom	1608	966	642	241	100	24	214
Kordestan	1391	915	476	399	127	36	245
Kerman	4097	2560	1537	777	303	95	638
Kermanshah	1548	976	572	294	117	33	232
Kohgiluyeh&Boyerahmad	959	610	349	262	88	56	192
Golestan	1908	1199	709	332	136	32	284
Gilan.....	2326	1476	850	486	167	55	398
Lorestan.....	1802	1096	706	418	174	52	321
Mazandaran.....	2794	1764	1030	607	246	52	471
Markazi	1107	678	429	230	93	30	187
Hormozgan.....	2449	1598	851	434	127	63	366
Hamedan	1570	981	589	355	135	43	257
Yazd	1339	807	532	270	100	24	226

Source: Ministry of Education.

17.9. PRE-SCHOOL STUDENTS AND FACILITIES

Academic year and Ostan	Student			School	Class
	Total	Male	Female		
1380-81	329062	160822	168240	9581	16119
1385-86	552932	268349	284583	20543	26589
1390-91	475395	232630	242765	16113	23504
1393-94	661439	337615	323824	21989	35101
1394-95	688452	349748	338704	24364	35207
1395-96	837129	426740	410389	28220	40702
1396-97	935706	476370	459336	31131	48228
1397-98.....	1019565	519790	499775	29364	77102
East Azarbayejan.....	64329	33262	31067	2264	5637
West Azarbayejan	45381	23643	21738	720	3600
Ardebil	16100	8400	7700	673	1324
Esfahan.....	57721	29569	28152	1461	4174
Alborz	18056	8659	9397	617	1067
Ilam	10177	5237	4940	395	939
Bushehr	17723	9152	8571	598	1207
Tehran	68870	34572	34298	2095	4390
Chaharmahal&Bakhtiari	17159	8743	8416	807	1735
South Khorasan	13788	7015	6773	772	1617
Khorasan-e-Razavi.....	65196	33159	32037	1626	4352
North Khorasan	16248	8400	7848	657	1169
Khuzestan	107133	54363	52770	2759	7723
Zanjan	12208	6395	5813	514	981
Semnan.....	10191	5289	4902	286	653
Sistan&Baluchestan	72881	36734	36147	964	6216
Fars	52350	26751	25599	1753	4728
Qazvin	21505	11046	10459	535	1217
Qom	9681	4836	4845	253	576
Kordestan	24733	12774	11959	682	2139
Kerman	54341	27730	26611	1933	3833
Kermanshah	21254	11169	10085	653	1256
Kohgiluyeh&Boyerahmad	11868	5938	5930	452	1035
Golestan	27892	14106	13786	519	1782
Gilan.....	24349	12207	12142	1311	2316
Lorestan.....	29073	14576	14497	940	3123
Mazandaran.....	41606	21485	20121	412	1893
Markazi	17700	9062	8638	575	851
Hormozgan.....	32993	16729	16264	1137	2786
Hamedan	18984	9651	9333	631	1680
Yazd	18075	9138	8937	370	1103

Source: Ministry of Education.

17.10. STUDENTS, EDUCATIONAL STAFF AND FACILITIES IN PRIMARY SCHOOL

Academic year and Ostan	Student			Teaching staff		School	Class
	Total	Male	Female	Teacher	Management and quality increasing		
1380-81	7513015	3924999	3588016	309260	83225	68836	313529
1385-86	5827851	3009561	2818290	267516	65315	64646	278335
1390-91.....	5701521	2932282	2769239	235193	83688	57619	259519
1393-94 ⁽¹⁾	7194193	3701398	3492795	278790	87065	61151	309562
1394-95.....	7422505	3819488	3603017	273005	91965	62432	316195
1395-96.....	7648765	3936666	3712099	265057	93068	63322	321865
1396-97	7877943	4053463	3824480	259740	96103	64624	337537
1397-98.....	8069427	4153325	3916102	249282	90829	65497	342612
East Azarbayejan.....	378996	195681	183315	11851	3974	3826	17906
West Azarbayejan	346808	178893	167915	11131	3153	3214	14336
Ardebil	123961	64488	59473	4991	1486	1481	5793
Esfahan.....	466943	240146	226797	12065	5314	2894	19292
Alborz	250228	129245	120983	5441	2712	1012	9164
Ilam	54719	28213	26506	3178	728	755	3100
Bushehr	123814	63910	59904	3677	1435	958	5506
Tehran	1132264	583030	549234	25617	12084	3722	38723
Chaharmahal&Bakhtiyari	101701	51908	49793	4215	1232	1029	4831
South Khorasan	88355	45338	43017	3996	1084	1166	4558
Khorasan-e-Razavi.....	729990	374341	355649	22400	8315	5133	29564
North Khorasan	99609	51336	48273	4015	1289	1201	4791
Khuzestan	565378	290237	275141	15873	6976	4972	24847
Zanjan	102192	52585	49607	3812	1112	1078	4591
Semnan.....	63436	32322	31114	1928	730	435	2639
Sistan&Baluchestan	470314	243644	226670	13630	4085	3584	20829
Fars	475101	244928	230173	15590	6082	4167	20981
Qazvin	122004	63110	58894	3278	1589	958	5152
Qom	139576	71494	68082	3047	1530	627	4959
Kordestan	155346	79652	75694	7149	1954	1924	7327
Kerman	336480	173877	162603	11378	3901	3293	15213
Kermanshah	175078	90710	84368	7767	2108	2383	8054
Kohgiluyeh&Boyerahmad	83091	42374	40717	4081	1099	1659	4640
Golestan	209397	106885	102512	6024	2035	1410	8589
Gilan.....	189277	97141	92136	7264	2170	2104	9514
Lorestan.....	179793	93190	86603	6617	2255	2871	9165
Mazandaran.....	263491	134167	129324	9424	3241	2111	11603
Markazi	127265	65673	61592	3342	1517	1150	5537
Hormozgan.....	217732	112236	105496	7151	2348	2059	9112
Hamedan	161782	83176	78606	6086	1817	1528	6955
Yazd	135306	69395	65911	3264	1474	793	5341

1. The remarkable change in the data compared to the previous year is due to the changes which occurred in the educational system

Source: Ministry of Education.

17.11. STUDENTS, TEACHING STAFF, AND FACILITIES IN LOWER SECONDARY SCHOOL

Academic year and Ostan	Student			Teaching staff		School	Class
	Total	Male	Female	Teacher	Management and quality increasing		
1380-81	4953894	2698328	2255566	182751	82887	29672	172776
1385-86.....	3938661	2100894	1837767	181045	73714	31651	164781
1390-91.....	3228405	1693270	1535135	165764	65074	25451	132185
1393-94 ⁽¹⁾	2047632	1068474	979158	128522	47005	22887	86181
1394-95.....	3054359	1591299	1463060	142409	57133	23827	125638
1395-96.....	3112243	1621096	1491147	142609	57972	24234	125943
1396-97	3192790	1659171	1533619	142389	58299	24724	128638
1397-98	3310987	1716600	1594387	137117	55601	25217	131837
East Azarbayejan.....	159065	83138	75927	6889	2539	1523	7051
West Azarbayejan	139095	74247	64848	5480	1983	1010	5319
Ardebil	52443	27345	25098	3281	1072	575	2509
Esfahan.....	199105	101861	97244	7572	3427	1324	7694
Alborz	110045	56708	53337	3399	1450	500	3793
Ilam	24585	12616	11969	1682	510	257	1170
Bushehr	49050	25247	23803	1926	799	444	2062
Tehran	496978	253959	243019	14380	6429	2095	16647
Chaharmahal&Bakhtiyari	42448	21733	20715	2204	742	433	1875
South Khorasan	36207	18668	17539	1886	785	346	1633
Khorasan-e-Razavi.....	290014	150266	139748	12002	4716	2207	11561
North Khorasan	39790	20847	18943	2341	784	459	1894
Khuzestan	219560	115931	103629	8353	4064	1716	8960
Zanjan	41492	21731	19761	2328	743	407	1841
Semnan.....	27487	14219	13268	1212	551	229	1135
Sistan&Baluchestan	140687	76783	63904	4533	2323	1036	5529
Fars	197587	101137	96450	8495	3647	1617	7886
Qazvin	53249	27660	25589	2165	953	378	2031
Qom	56230	28542	27688	2300	931	261	2007
Kordestan	66399	34907	31492	3760	1330	669	2891
Kerman	132123	68021	64102	5766	2583	1174	5487
Kermanshah	76886	40472	36414	4047	1419	603	3196
Kohgiluyeh&Boyerahmad	32582	16995	15587	2179	739	405	1661
Golestan	80871	41949	38922	3323	1182	678	3240
Gilan.....	91361	46666	44695	4427	1536	919	4104
Lorestan.....	74795	39146	35649	4320	1513	758	3400
Mazandaran.....	122549	62177	60372	6332	2228	1050	5011
Markazi	56581	29093	27488	1909	1025	423	2202
Hormozgan.....	83979	43554	40425	3294	1515	809	3387
Hamedan	66862	34922	31940	3424	1207	573	2775
Yazd	50882	26060	24822	1908	876	339	1886

1. The remarkable change in the data compared to the previous year is due to the changes which occurred in the educational system

Source: Ministry of Education.

17.12. STUDENTS, EDUCATIONAL STAFF AND FACILITIES IN UPPER SECONDARY SCHOOL

Academic year and Ostan	Student			Teaching staff		School	Class
	Total	Male	Female	Teacher	Management and quality increasing		
1380-8.	3985150	2020296	1964854	161291 ⁽¹⁾	105467 ⁽¹⁾	17200	148340
1385-86	3695947	1890567	1805380	190442 ⁽¹⁾	107448 ⁽¹⁾	22044	155274
1390-91.....	2957328	1567691	1389637	189803 ⁽¹⁾	107363 ⁽¹⁾	20905	132130
1393-94 ⁽²⁾	3198951	1643680	1555271	190588	87168	21754	149793
1394-95.....	2230223	1130697	1099526	154043	74707	19709	116387
1395-96.....	2188159	1098954	1089205	147305	70176	18943	116932
1396-97	2239535	1126816	1112719	140868	67378	19264	115604
1397-98.....	2642666	1365295	1277371	147236	63987	19370	133925
East Azarbayejan.....	128706	68798	59908	6511	2795	992	6534
West Azarbayejan	106424	57717	48707	5022	1937	702	4991
Ardebil	41772	22531	19241	2827	1257	404	2280
Esfahan.....	172086	84869	87217	9253	3909	1102	8756
Alborz	90106	45676	44430	4232	1554	412	4150
Ilam	20768	10926	9842	1945	773	253	1299
Bushehr	37669	19367	18302	1940	969	353	2084
Tehran	416165	208071	208094	17869	6829	1994	18298
Chaharmahal&Bakhtiari	33955	17252	16703	2473	963	362	1915
South Khorasan	29920	15542	14378	2085	1012	280	1647
Khorasan-e-Razavi.....	210530	108870	101660	11829	5860	1471	10701
North Khorasan	28646	14983	13663	2154	1021	252	1629
Khuzestan	170052	90242	79810	8624	4079	1280	8821
Zanjan	33493	18369	15124	2284	1040	253	1730
Semnan.....	23038	11714	11324	1353	606	225	1415
Sistan&Baluchestan	88110	50507	37603	4222	2040	772	4507
Fars	164200	82391	81809	10401	4557	1405	8716
Qazvin	42014	21953	20061	2270	1050	284	2022
Qom	43670	21575	22095	2471	944	205	1898
Kordestan	49796	27243	22553	3787	1581	371	2650
Kerman	107863	54539	53324	6843	3147	966	5768
Kermanshah	62653	34209	28444	4224	1754	474	3209
Kohgiluyeh&Boyerahmad	26930	14157	12773	2348	1044	302	1715
Golestan	56168	29442	26726	2954	1259	502	2938
Gilan.....	84943	42821	42122	4841	1911	738	4685
Lorestan.....	58713	31666	27047	4277	1844	586	3428
Mazandaran.....	111546	55337	56209	7186	2995	844	6031
Markazi	45727	23220	22507	2085	1123	350	2240
Hormozgan.....	63707	33021	30686	3420	1720	577	3269
Hamedan	51377	27402	23975	3342	1316	371	2586
Yazd	41919	20885	21034	2164	1098	288	2013

1. Including pre-university level.

2. The remarkable change in the data compared to the previous year is due to the changes which occurred in the educational system.

Source: Ministry of Education.

17.13. UPPER SECONDARY SCHOOL STUDENTS BY GRADE AND FIELD OF STUDY AND OSTAN, ACADEMIC YEAR 1397-98⁽¹⁾

Ostan	Total			Tenth grade	
	Both sexes	Male	Female	Male	Female
Total country	2617850	1349549	1268301	475640	450650
East Azarbayejan.....	127186	67888	59298	23856	21345
West Azarbayejan	104829	56477	48352	20057	17414
Ardebil	41338	22233	19105	7943	6948
Esfahan.....	171159	84325	86834	29336	29638
Alborz	89711	45426	44285	16300	15934
Ilam	20046	10411	9635	3587	3361
Bushehr	37415	19113	18302	6788	6581
Tehran	413542	206658	206884	72767	72602
Chaharmahal&Bakhtiari	33887	17184	16703	6109	5858
South Khorasan	29554	15297	14257	5382	5003
Khorasan-e-Razavi.....	208367	107542	100825	38633	36628
North Khorasan	27973	14613	13360	5254	4856
Khuzestan	168429	88979	79450	31558	29046
Zanjan	32928	17950	14978	6352	5351
Semnan.....	22655	11543	11112	4013	3897
Sistan&Baluchestan	87978	50379	37599	18209	14014
Fars	161124	80744	80380	28206	27937
Qazvin	41876	21910	19966	7808	7247
Qom	43336	21371	21965	7600	7834
Kordestan	49602	27133	22469	9707	8318
Kerman	107863	54539	53324	19086	18641
Kermanshah	61777	33460	28317	11656	10171
Kohgiluyeh&Boyerahmad	26431	13893	12538	4807	4511
Golestan	55337	29013	26324	10028	9388
Gilan.....	84205	42291	41914	14344	14242
Lorestan.....	58178	31322	26856	11017	9620
Mazandaran	109630	54149	55481	18501	19032
Markazi	45536	23073	22463	8039	8096
Hormozgan.....	63612	32926	30686	11882	11019
Hamedan	51028	27163	23865	9486	8611
Yazd	41318	20544	20774	7329	7507

17.13. UPPER SECONDARY SCHOOL STUDENTS BY GRADE AND FIELD OF STUDY AND OSTAN, ACADEMIC YEAR 1397-98⁽¹⁾ (continued)

Ostan	Eleventh grade						Pre- university (Twelfth grade) ⁽²⁾	
	Theoretical upper secondary		Technical and vocational		Work and knowledge		Male	Female
	Male	Female	Male	Female	Male	Female		
Total country	256352	312443	87869	52167	112093	61036	417595	392005
East Azarbayejan.....	13282	14935	4398	2774	5242	2343	21110	17901
West Azarbayejan	11487	12712	3341	1715	4189	1912	17403	14599
Ardebil	4208	4941	1601	755	1748	740	6733	5721
Esfahan.....	15032	19804	6107	4143	7139	5299	26711	27950
Alborz	8677	10239	2568	2120	4277	2302	13604	13690
Ilam	2303	2697	522	271	733	291	3266	3015
Bushehr	3200	4347	1199	717	2075	1101	5851	5556
Tehran	42757	50473	13016	8776	13797	9632	64321	65401
Chaharmahal&Bakhtiari...	3686	4405	814	635	1340	599	5235	5206
South Khorasan	2604	3334	1049	714	1501	703	4761	4503
Khorasan-e-Razavi.....	18968	23083	6818	4614	10214	6012	32909	30488
North Khorasan	2633	3345	1056	470	1123	556	4547	4133
Khuzestan	16258	21207	4947	1733	8835	3652	27381	23812
Zanjan	3541	3876	1122	572	1356	563	5579	4616
Semnan.....	1822	2334	903	660	1210	772	3595	3449
Sistan&Baluchestan	10004	10294	2445	733	4662	1654	15059	10904
Fars	15143	19675	5558	3130	6671	4242	25166	25396
Qazvin	3968	4675	1486	985	2132	1126	6516	5933
Qom	4206	5388	1401	1090	1579	905	6585	6748
Kordestan	5055	5415	1954	1058	2113	899	8304	6779
Kerman	8987	13281	4673	2951	4968	1902	16825	16549
Kermanshah	7222	7728	1872	1103	2110	749	10600	8566
Kohgiluyeh&Boyerahmad ..	3255	3475	611	381	895	349	4325	3822
Golestan	5555	6767	1689	868	2626	1299	9115	8002
Gilan.....	7397	10281	3235	1588	3714	2058	13601	13745
Lorestan.....	6877	7432	1938	741	1856	929	9634	8134
Mazandaran.....	9868	12898	4101	2669	4506	3069	17173	17813
Markazi	4018	5306	2010	1073	1875	1135	7131	6853
Hormozgan.....	5120	7581	1866	1050	4082	1794	9976	9242
Hamedan	5230	5709	2068	991	2027	1400	8352	7154
Yazd	3989	4806	1501	1087	1498	1049	6227	6325

1. Excluding Devotees (known as Isargaran- veterans of the Holy Defense).

2. Due to the change in the educational system, the pre-university title was renamed the twelfth grade

Source: Ministry of Education.

Source: Ministry of Education.

17.14. STUDENTS AND TEACHING STAFF IN IRANIAN SCHOOLS ABROAD

Academic year and educational level	Student	Teaching staff
1380-81.....	16125	1086
1385-86.....	14595	1633
1390-91.....	16557	1867
1393-94.....	13763	000
1394-95.....	13242	000
1395-96.....	13041	000
1396-97.....	12166	000
1397-98.....	11286	000
Primary school.....	6282	000
Lower secondary school.....	2739	000
Upper secondary school.....	2265	000

Source: Ministry of Education.

17.15. STUDENTS AND EDUCATIONAL FACILITIES OF ADULTS LOWER SECONDARY COURSES (FIRST THREE YEARS OF HIGH SCHOOL)

Academic year and Ostan	Student			School	Class
	Total	Male	Female		
1380-81	51011	26252	24759	522	1978
1385-86	40894	15833	25061	461	1852
1390-91 ⁽¹⁾	27824	11323	16501	771	4169
1393-94	21790	13054	8736	848	1295
1394-95	16712	8677	8035	857	1504
1395-96	18311	9400	8911	863	1648
1396-97	19838	10878	8960	906	2110
1397-98.....	17460	10314	7146	862	1841
East Azarbayejan.....	1271	831	440	42	116
West Azarbayejan	674	414	260	32	84
Ardebil	173	68	105	12	29
Esfahan.....	1204	699	505	53	115
Alborz	324	18	306	15	29
Ilam	144	117	27	11	17
Bushehr	216	139	77	15	24
Tehran	1891	1064	827	73	172
Chaharmahal&Bakhtiari	109	65	44	7	11
South Khorasan.....	5	4	1	2	1
Khorasan-e-Razavi.....	2253	1441	812	96	194
North Khorasan	551	394	157	21	69
Khuzestan	938	573	365	43	92
Zanjan	112	42	70	8	20
Semnan.....	163	80	83	8	20
Sistan&Baluchestan	350	217	133	25	54
Fars	1045	690	355	63	142
Qazvin	709	434	275	21	37
Qom	509	210	299	15	37
Kordestan	255	73	182	20	30
Kerman	726	593	133	25	60
Kermanshah	227	73	154	20	42
Kohgiluyeh&Boyerahmad	217	170	47	15	14
Golestan	318	180	138	25	48
Gilan.....	367	203	164	25	46
Lorestan.....	488	198	290	55	95
Mazandaran.....	677	369	308	44	90
Markazi	582	384	198	21	42
Hormozgan.....	238	138	100	19	43
Hamedan	401	209	192	16	37
Yazd	323	224	99	15	31

1. The remarkable change in the data compared to the previous year is due to the changes which occurred in the educational system.

Source: Ministry of Education.

17.16. STUDENTS AND EDUCATIONAL FACILITIES OF ADULT UPPER SECONDARY EDUCATION

Academic year and Ostan	Student			School	Class
	Total	Male	Female		
1380-81	322680	208001	114679	1602	12363
1385-86.....	323916	204367	119549	2599	16167
1390-91 ⁽¹⁾	396246	242616	153630	4034	27608
1393-94	421905	256828	165077	5693	32967
1394-95	377038	229147	147891	5305	29870
1395-96	342119	210711	131408	5546	28675
1396-97	359339	226251	133088	5479	36776
1397-98.....	322918	186594	136324	5492	35726
East Azarbayejan.....	12350	7562	4788	222	1453
West Azarbayejan	12443	7257	5186	235	1659
Ardebil	5420	3196	2224	103	571
Esfahan.....	17999	10866	7133	273	2118
Alborz	12857	7170	5687	142	997
Ilam	3044	1998	1046	104	406
Bushehr	5847	3463	2384	140	780
Tehran	42456	22823	19633	440	3396
Chaharmahal&Bakhtiari	4654	2990	1664	85	490
South Khorasan.....	1794	1133	661	43	326
Khorasan-e-Razavi.....	24792	13756	11036	453	2917
North Khorasan	3640	2237	1403	81	485
Khuzestan	24898	15089	9809	347	2371
Zanjan	3429	1821	1608	44	403
Semnan.....	2185	1226	959	53	397
Sistan&Baluchestan	11002	6395	4607	201	1100
Fars	21154	11784	9370	449	2821
Qazvin	6169	3292	2877	81	561
Qom	4622	2203	2419	56	402
Kordestan	7173	4070	3103	111	717
Kerman	15040	9857	5183	258	1671
Kermanshah	9090	5164	3926	104	790
Kohgiluyeh&Boyerahmad	5909	3796	2113	109	592
Golestan	6192	3426	2766	147	885
Gilan.....	11362	6499	4863	243	1515
Lorestan.....	12926	8031	4895	260	1436
Mazandaran.....	11587	7044	4543	274	1655
Markazi	5400	2829	2571	100	635
Hormozgan.....	6000	3196	2804	145	750
Hamedan	6671	3553	3118	121	861
Yazd	4813	2868	1945	68	566

1. The remarkable change in the data compared to the previous year is due to the changes which occurred in the educational system

Source: Ministry of Education.

17.17. STUDENTS COMPLETED ⁽¹⁾ PRIMARY AND LOWER SECONDARY EDUCATION BY SEX ⁽¹⁾

Academic year and Ostan	Primary			Lower secondary education		
	Total	Male	Female	Total	Male	Female
1380-81	7172690	3723192	3449498	4340268	2256422	2083846
1385-86	5622081	2888553	2733528	3545396	1835973	1709423
1390-91	5585694	2864087	2721607	3122307	1635050	1487257
1392-93	6781504	3487215	3294289	1956801	1024757	932044
1393-94	6954183	3575731	3378452	1918001	988691	929310
1394-95	7193340	3696204	3497136	2884999	1496702	1388297
1395-96	7479839	3845761	3634078	2951288	1524992	1426296
1396-97	7691762	3952726	3739036	3016038	1550662	1465376
East Azarbayejan	365445	188354	177091	145951	76161	69790
West Azarbayejan	332993	172376	160617	124277	65766	58511
Ardebil	119899	62273	57626	48689	25646	23043
Esfahan	448466	230457	218009	186249	93833	92416
Alborz	240884	124244	116640	102407	52448	49959
Ilam	53628	27595	26033	22625	11618	11007
Bushehr	117872	60670	57202	43644	22262	21382
Tehran	1095869	562573	533296	464280	234313	229967
Chaharmahal & Bakhtiari	97178	49617	47561	39278	19971	19307
South Khorasan	83793	42830	40963	33080	16945	16135
Khorasan-e-Razavi	688747	352397	336350	256186	132108	124078
North Khorasan	95355	48943	46412	34495	17783	16712
Khuzestan	537939	276082	261857	197106	102676	94430
Zanjan	98443	50441	48002	37634	19863	17771
Semnan	61018	31069	29949	25389	12918	12471
Sistan & Baluchestan	406274	210502	195772	116673	64038	52635
Fars	458170	235488	222682	179546	90839	88707
Qazvin	117680	60823	56857	48835	25110	23725
Qom	132294	67684	64610	50634	25243	25391
Kordestan	150882	77559	73323	60787	32155	28632
Kerman	319830	164704	155126	121133	61833	59300
Kermanshah	170049	88257	81792	70501	37177	33324
Kohgiluyeh & Boyerahmad	78987	40394	38593	29981	15553	14428
Golestan	197224	100572	96652	69359	35734	33625
Gilan	185641	95015	90626	87697	44280	43417
Lorestan	171429	88949	82480	68498	36064	32434
Mazandaran	257844	130857	126987	117025	58519	58506
Markazi	123426	63549	59877	52458	26470	25988
Hormozgan	204554	104856	99698	74484	38393	36091
Hamedan	154115	79091	75024	60270	31398	28872
Yazd	125834	64505	61329	46867	23545	23322

1. Excluding adult students

Source: Ministry of Education.

17.18. GRADUATES ⁽¹⁾ OF UPPER SECONDARY SCHOOL BY FIELD OF STUDY

Academic year and Ostan	Total			Theoretical upper secondary			
				Mathematics and physics		Experimental sciences	
	Both sexes	Male	Female	Male	Female	Male	Female
1380-81	836219	371606	464613	111213	96069	63024	135758
1385-86	859971	384582	475389	87237	72005	50989	131647
1390-91.....	650275	311667	338608	76653	49538	57305	119506
1392-93.....	620379	293780	326599	70855	44608	62427	126591
1393-94.....	613097	289662	323435	67875	41573	65119	129511
1394-95.....	600358	281138	319220	60339	35411	69152	127107
1395-96	589127	274743	314384	59533	35622	75838	128225
1396-97⁽³⁾	53544	38890	14654	1464	343	3495	2116
East Azarbayejan.....	2425	1723	702	195	25	228	117
West Azarbayejan	2035	1664	371	48	0	260	62
Ardebil	458	354	104	13	0	49	25
Esfahan.....	3267	2342	925	44	22	19	25
Alborz	3473	2100	1373	87	53	138	212
Ilam	828	605	223	49	3	172	82
Bushehr	934	783	151	60	0	103	14
Tehran	6944	4800	2144	170	68	193	172
Chaharmahal&Bakhtiyari	443	353	90	6	0	29	9
South Khorasan	621	452	169	9	0	53	12
Khorasan-e-Razavi.....	5153	3857	1296	105	19	383	187
North Khorasan	946	659	287	48	4	106	88
Khuzestan	3266	2397	869	56	12	209	125
Zanjan	676	523	153	1	0	61	24
Semnan.....	617	424	193	29	16	31	15
Sistan & Baluchestan	1937	1531	406	24	7	220	108
Fars	3686	2453	1233	97	6	386	432
Qazvin	677	490	187	1	0	2	1
Qom	456	345	111	5	3	12	10
Kordestan.....	778	593	185	14	8	34	28
Kerman	780	645	135	1	1	2	7
Kermanshah	1433	1070	363	23	13	163	54
Kohgiluyeh&Boyerahmad	683	416	267	17	3	66	75
Golestan	1601	1213	388	57	23	143	49
Gilan.....	2245	1688	557	45	3	91	18
Lorestan.....	617	421	196	12	6	72	21
Mazandaran.....	2999	2218	781	95	23	63	47
Markazi	1145	855	290	55	13	83	30
Hormozgan.....	855	669	186	7	1	19	4
Hamedan	818	681	137	48	8	61	23
Yazd	748	566	182	43	3	44	40

17.18. GRADUATES ⁽¹⁾ OF UPPER SECONDARY SCHOOL BY FIELD OF STUDY (continued)

Academic year and Ostan	Theoretical upper secondary		Technical and vocational		Work and knowledge	
	Humanities ⁽²⁾		Male	Female	Male	Female
	Male	Female				
1380-81	86342	164203	27485	9944	83542	58639
1385-86	65588	140082	78826	51385	101942	80270
1390-91.....	33121	71145	60205	42787	84383	55632
1392-93.....	27854	59631	53941	40613	78703	55156
1393-94.....	28285	61453	51284	40335	77099	50563
1394-95.....	36372	74541	47242	36707	68033	45454
1395-96	35656	68839	43112	38436	60604	43262
1396-97⁽³⁾	3643	2695	6841	2858	23447	6642
East Azarbayejan.....	263	184	352	199	685	177
West Azarbayejan	249	90	211	91	896	128
Ardebil	56	28	54	13	182	38
Esfahan.....	71	92	559	253	1649	533
Alborz	133	331	548	199	1194	578
Ilam	113	63	36	21	235	54
Bushehr	68	12	37	43	515	82
Tehran	218	308	1281	508	2938	1088
Chaharmahal&Bakhtiyari	28	10	11	11	279	60
South Khorasan	38	57	85	42	267	58
Khorasan-e-Razavi.....	354	159	468	165	2547	766
North Khorasan	103	94	99	36	303	65
Khuzestan	419	172	160	149	1553	411
Zanjan	75	37	60	48	326	44
Semnan.....	31	40	120	19	213	103
Sistan&Baluchestan	254	98	241	45	792	148
Fars	216	250	220	146	1534	399
Qazvin	2	32	34	47	451	107
Qom	21	29	38	17	269	52
Kordestan	23	40	192	37	330	72
Kerman	2	13	94	52	546	62
Kermanshah	119	61	126	92	639	143
Kohgiluyeh&Boyerahmad	55	89	22	34	256	66
Golestan	147	70	219	72	647	174
Gilan.....	134	43	503	144	915	349
Lorestan.....	63	46	47	33	227	90
Mazandaran.....	141	99	571	138	1348	474
Markazi	80	59	201	84	436	104
Hormozgan.....	26	10	39	53	578	118
Hamedan	75	28	103	42	394	36
Yazd	66	51	110	25	303	63

1. Include day and adults courses.

2. Including graduates from Ma'aref course.

3. The remarkable change in the data compared to the previous year is due to the changes which occurred in the educational system

Source: Ministry of Education.

17.19. LEARNERS COVERED BY THE LITERACY MOVEMENT COURSES IN URBAN AND RURAL AREAS

Year and course	Urban areas			Rural areas ⁽¹⁾		
	Total	Male	Female	Total	Male	Female
<i>Literacy education course</i>						
1393.....	117258	30372	86886	109983	38697	71286
1394.....	145689	43125	102564	140448	52925	87523
1395.....	149877	42949	106928	124764	43634	81130
1396.....	112440	28464	83976	88740	28209	60531
1397.....	128891	29353	99538	95804	29563	66241
<i>Transition course</i>						
1393.....	73401	3213	70188	64338	7452	56886
1394.....	83741	6434	77307	62829	9257	53572
1395.....	76382	6830	69552	60779	9165	51614
1396.....	65763	5516	60247	49638	6783	42855
1397.....	59674	5213	54461	46051	5983	40068
<i>Stabilization course</i>						
1393.....	39211	2246	36965	44409	5114	39295
1394.....	39281	3292	35989	40914	6417	34497
1395.....	35674	3473	32201	37369	6371	30998
1396.....	32265	2595	29670	32237	5082	27155
1397.....	41846	3452	38394	40885	5078	35807

1. Including data related to nomads covered by Literacy Movement Organization.

Source: Literacy Movement Organization.

17.20. LEARNERS COMPLETED LITERACY MOVEMENT COURSES BY SEX

Year and Ostan	Total			Literacy education		Transition		Stabilization	
	Both sexes	Male	Female	Male	Female	Male	Female	Male	Female
1390.....	233026	56308	176718	54130	141513	-	-	2178	35205
1392.....	218070	38661	179409	28544	72950	5961	51645	4156	54814
1393.....	255463	46302	209161	36120	89737	5599	71367	4583	48057
1394.....	303791	64686	239105	49253	115856	9530	80917	5903	42332
1395.....	273542	59233	214309	42969	108111	9531	70498	6733	35700
1396.....	214052	39459	174593	27396	82054	7365	60757	4698	31782
East Azarbayejan.....	15439	3438	12001	2146	5018	677	3691	615	3292
West Azarbayejan	24122	3043	21079	1822	9357	813	7490	408	4232
Ardebil	3882	279	3603	242	1586	33	1319	4	698
Esfahan.....	5641	916	4725	709	2224	157	1891	50	610
Alborz	2370	347	2023	293	1350	54	630	0	43
Ilam	1587	122	1465	56	296	38	642	28	527
Bushehr	1039	61	978	42	416	17	451	2	111
Tehran	9601	1016	8585	802	4923	183	2834	31	828
Chaharmahal&Bakhtiari...	2533	384	2149	299	937	76	866	9	346
South Khorasan	2017	409	1608	224	365	84	712	101	531
Khorasan-e-Razavi.....	18463	2496	15967	1929	6213	255	5511	312	4243
North Khorasan	4543	448	4095	261	1347	122	1779	65	969
Khuzestan	17166	2700	14466	1600	5545	813	5913	287	3008
Zanjan	2050	157	1893	97	707	56	915	4	271
Semnan.....	765	228	537	176	296	38	154	14	87
Sistan&Baluchestan	26318	10528	15790	6946	9447	1822	3145	1760	3198
Fars	10777	1420	9357	1197	5852	126	2111	97	1394
Qazvin	1663	142	1521	95	642	45	835	2	44
Qom	3135	571	2564	343	1274	163	963	65	327
Kordestan	7586	559	7027	344	2558	153	3781	62	688
Kerman	10586	3597	6989	2977	4939	448	1641	172	409
Kermanshah	6308	810	5498	547	2776	161	1750	102	972
Kohgiluyeh&Boyerahmad..	2826	540	2286	376	1334	57	403	107	549
Golestan	5724	591	5133	422	2651	127	1528	42	954
Gilan.....	6071	857	5214	661	1970	115	2102	81	1142
Lorestan.....	7116	1415	5701	1029	2750	306	2419	80	532
Mazandaran.....	4113	525	3588	381	1462	96	1753	48	373
Markazi	1195	267	928	243	323	23	253	1	352
Hormozgan.....	4768	904	3864	629	1780	184	1601	91	483
Hamedan	2371	209	2162	199	904	10	957	0	301
Yazd	2277	480	1797	309	812	113	717	58	268

Source: Literacy Movement Organization.

17.21. FULL-TIME TEACHING STAFF OF UNIVERSITIES AND HIGHER EDUCATION INSTITUTES ⁽¹⁾ BY OSTAN AND SEX

Academic year and Ostan	Both sexes	Male	Female
1380-81	39294	32113	7181
1385-86	49428	39066	10362
1390-91	73794	57757	16037
1393-94	77924	58936	18988
1394-95	81934	61629	20305
1395-96	81683	60965	20718
1396-97	86488	63243	23245
1397-98.....	86932	63288	23644
East Azarbayejan.....	5112	3937	1175
West Azarbayejan	2150	1674	476
Ardebil	1303	1053	250
Esfahan.....	4786	3501	1285
Alborz	2066	1463	603
Ilam	697	548	149
Bushehr	895	654	241
Tehran	21355	14853	6502
Chaharmahal&Bakhtiari	997	738	259
South Khorasan.....	1100	796	304
Khorasan-e-Razavi.....	4819	3557	1262
North Khorasan	906	628	278
Khuzestan	4059	2885	1174
Zanjan	1569	1132	437
Semnan.....	2208	1688	520
Sistan&Baluchestan	2124	1515	609
Fars	4875	3402	1473
Qazvin	1582	1149	433
Qom	1531	1248	283
Kordestan	1222	1013	209
Kerman	3102	2085	1017
Kermanshah	1748	1308	440
Kohgiluyeh&Boyerahmad	821	677	144
Golestan	1524	1144	380
Gilan.....	2296	1637	659
Lorestan.....	1392	1034	358
Mazandaran.....	4241	3156	1085
Markazi	1817	1389	428
Hormozgan.....	992	672	320
Hamedan	1852	1387	465
Yazd	1791	1365	426

1. Including Islamic Azad University.

Source: Ministry of Science, Research and Technology.

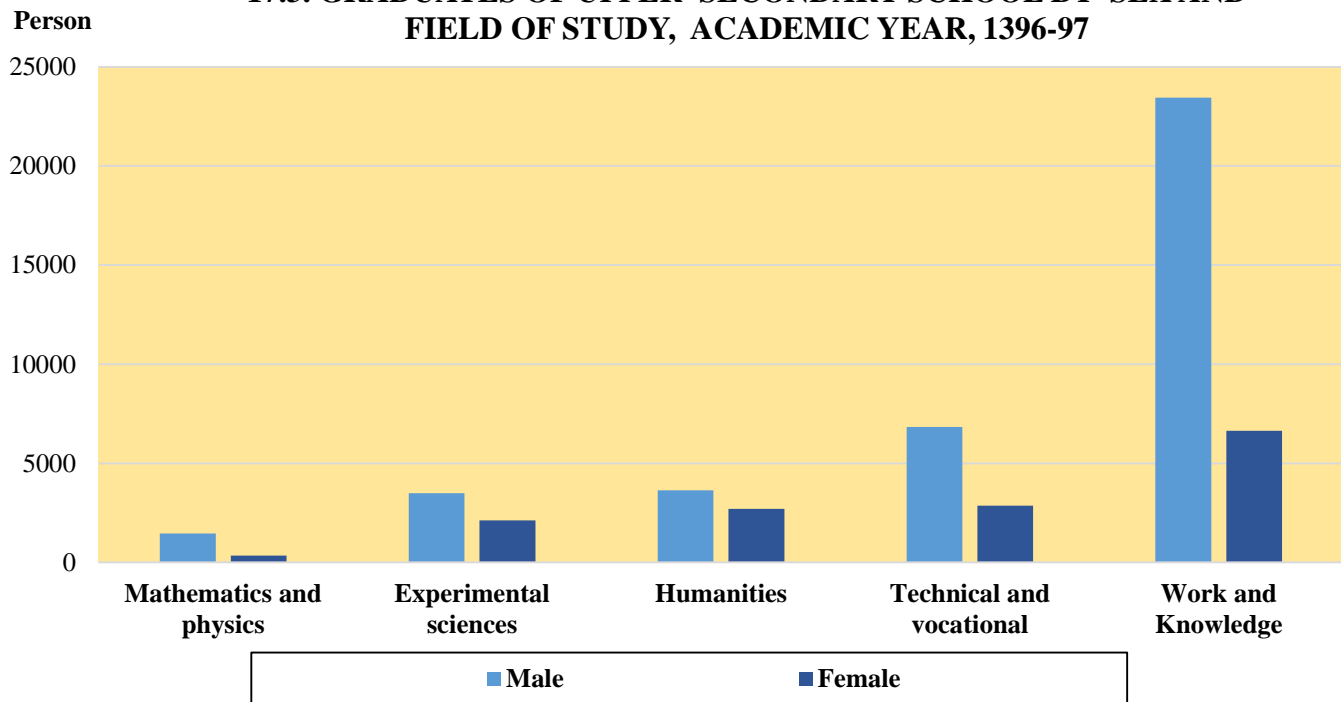
17.22. FULL-TIME TEACHING STAFF OF UNIVERSITIES AND HIGHER EDUCATION INSTITUTES ⁽¹⁾ BY ACADEMIC RANK

Academic year and Ostan	Total	Faculty member					Non- faculty instructor
		Full professor	Associate professor	Assistant professor	Lecturer	Assistant lecturer	
1380-81	39294	1424	2016	12023	18545	739	4547
1385-86	49428	1803	3345	17789	22829	799	2863
1390-91	73794	2840	6364	26594	28789	2511	6696
1393-94	77924	4018	8949	34293	28344	525	1795
1394-95	81934	4629	9806	37477	27961	224	1837
1395-96	81683	5147	10975	39731	24192	268	1370
1396-97	86488	6291	12330	42941	23767	263	896
1397-98	86932	6328	13021	43911	22793	206	673
East Azarbayejan.....	5112	507	769	2352	1453	5	26
West Azarbayejan	2150	159	228	1057	635	48	23
Ardebil	1303	62	194	658	385	1	3
Esfahan.....	4786	360	724	2209	1446	11	36
Alborz	2066	199	328	1075	445	4	15
Ilam	697	18	79	347	251	0	2
Bushehr	895	20	102	494	272	1	6
Tehran	21355	2495	4080	10420	4140	68	152
Chaharmahal&Bakhtiari	997	45	209	485	252	0	6
South Khorasan	1100	40	159	551	340	1	9
Khorasan-e-Razavi.....	4819	417	728	2425	1183	6	60
North Khorasan	906	14	36	560	289	0	7
Khuzestan	4059	241	380	2003	1422	6	7
Zanjan	1569	59	242	840	424	1	3
Semnan.....	2208	71	284	1216	630	2	5
Sistan&Baluchestan	2124	62	238	980	830	1	13
Fars	4875	400	895	2336	1215	8	21
Qazvin	1582	48	195	939	386	5	9
Qom	1531	48	266	918	274	2	23
Kordestan	1222	37	155	636	386	2	6
Kerman	3102	178	359	1668	861	3	33
Kermanshah	1748	73	245	1047	374	0	9
Kohgiluyeh&Boyerahmad	821	28	114	477	191	1	10
Golestan	1524	49	207	856	378	2	32
Gilan.....	2296	129	333	1062	740	3	29
Lorestan.....	1392	54	127	714	475	9	13
Mazandaran.....	4241	220	565	2014	1386	7	49
Markazi	1817	47	148	942	669	3	8
Hormozgan.....	992	15	98	564	306	3	6
Hamedan	1852	124	272	1057	378	0	21
Yazd	1791	109	262	1009	377	3	31

1. Including Islamic Azad University.

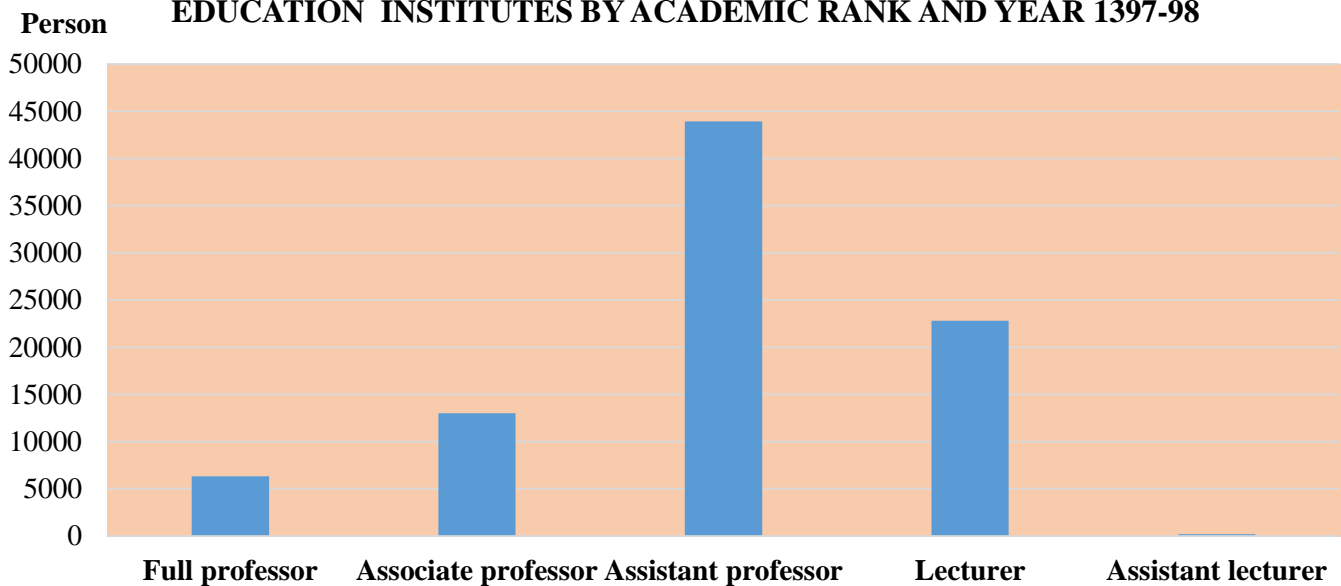
Source: Ministry of Science, Research and Technology.

17.3. GRADUATES OF UPPER SECONDARY SCHOOL BY SEX AND FIELD OF STUDY, ACADEMIC YEAR, 1396-97



For data see Table 17.18.

17.4. FACULTY MEMBERS OF UNIVERSITIES AND HIGHER EDUCATION INSTITUTES BY ACADEMIC RANK AND YEAR 1397-98



For data see Table 17.22.

17.23. NEW STUDENTS ENROLED AT HIGHER EDUCATION INSTITUTES ⁽¹⁾ BY BROAD FIELD OF STUDY AND SEX

Academic year and broad field of study	Total			Associate's			Bachelor's		
	Both sexes	Male	Female	Both sexes	Male	Female	Both sexes	Male	Female
1380-81 ⁽²⁾	377682	184751	192931	130884	76169	54715	223003	93164	129839
1385-86 ⁽²⁾	487405	201771	285634	81822	45594	36228	367115	134201	232914
1390-91	1194926	615833	579093	310943	192238	118705	701321	327943	373378
1393-94	1184285	669568	514717	316793	216287	100506	577728	296675	281053
1394-95	1174897	675678	499219	313270	215442	97828	561300	294932	266368
1395-96	1064071	596148	467923	240730	164528	76202	521289	267646	253643
1396-97	1002115	561342	440773	255075	170659	84416	524882	268996	255886
1397-98	818792	425335	393457	105281	68802	36479	491308	238051	253257
Medicine.....	49968	21192	28776	1742	1366	376	26144	9463	16681
Humanities	428199	200397	227802	56008	33461	22547	263424	112227	151197
Basic sciences	55681	18991	36690	130	50	80	37929	12838	25091
Technical and engineering ..	201382	150809	50573	32398	27548	4850	119533	87034	32499
Agriculture and veterinary ..	30040	14244	15796	1364	802	562	15166	6602	8564
Arts.....	53522	19702	33820	13639	5575	8064	29112	9887	19225

Academic year and broad field of study	Master's			Professional doctorate			Specialty doctorate		
	Both sexes	Male	Female	Both sexes	Male	Female	Both sexes	Male	Female
1380-81 ⁽²⁾	16379	11183	5196	4692	2241	2451	2724	1994	730
1385-86 ⁽²⁾	29409	16967	12442	4248	1780	2468	4811	3229	1582
1390-91	162942	85254	77688	8736	4083	4653	10984	6315	4669
1393-94	250236	135716	114520	10828	4816	6012	28700	16074	12626
1394-95	259053	143061	115992	12720	5994	6726	28554	16249	12305
1395-96	254092	137252	116840	12514	6341	6173	35446	20381	15065
1396-97	183637	101201	82436	12794	6511	6283	25727	13975	11752
1397-98	179292	94979	84313	14626	7767	6859	28285	15736	12549
Medicine.....	5046	1768	3278	11713	6239	5474	5323	2356	2967
Humanities	96747	47563	49184	0	0	0	12020	7146	4874
Basic sciences	14597	4948	9649	0	0	0	3025	1155	1870
Technical and engineering	44502	32716	11786	0	0	0	4949	3511	1438
Agriculture and veterinary	8367	4122	4245	2913	1528	1385	2230	1190	1040
Arts.....	10033	3862	6171	0	0	0	738	378	360

1. Including Islamic Azad University except for the academic year 1385-86.

2. Excluding the Comprehensive University of Applied Science and Technology.

Source: Ministry of Science, Research and Technology.

17.24. NEW STUDENTS ENROLLED IN DIFFERENT EDUCATIONAL COURSES BY HIGHER EDUCATION INSTITUTES ⁽¹⁾ AFFILIATED TO GOVERNMENT AGENCIES AND SEX

Academic year and university/higher education institute	Total			Associate's			Bachelor's		
	Both sexes	Male	Female	Both sexes	Male	Female	Both sexes	Male	Female
1380-81 ⁽²⁾	377682	184751	192931	130884	76169	54715	223003	93164	129839
1385-86 ⁽²⁾	487405	201771	285634	81822	45594	36228	367115	134201	232914
1390-91.....	1194926	615833	579093	310943	192238	118705	701321	327943	373378
1393-94.....	1184285	669568	514717	316793	216287	100506	577728	296675	281053
1394-95.....	1174897	675678	499219	313270	215442	97828	561300	294932	266368
1395-96.....	1064071	596148	467923	240730	164528	76202	521289	267646	253643
1396-97.....	1002115	561342	440773	255075	170659	84416	524882	268996	255886
1397-98.....	818792	425335	393457	105281	68802	36479	491308	238051	253257
Universities and higher education institutes of the Ministry of Science, Research and Technology...	197564	96726	100838	970	533	437	111268	51296	59972
Payam-e-Noor University...	107127	44546	62581	2	2	0	101476	41575	59901
Comprehensive University of Applied Science and Technology.....	82429	57869	24560	43273	30423	12850	39156	27446	11710
Technical and Vocational University.....	31929	18416	13513	15574	7543	8031	16355	10873	5482
Farhangian (teachers) University.....	19620	9975	9645	0	0	0	19480	9901	9579
Universities and higher education institutes of the Ministry of Health and Medical Education.....	44241	19560	24681	1380	1234	146	21194	8071	13123
Universities and higher education institutes of other government agencies.....	6824	4958	1866	139	79	60	3416	2546	870
Islamic Azad University.....	245940	131922	114018	39493	25962	13531	127385	63668	63717
Non-governmental and non-profit making higher education institutes.....	83118	41363	41755	4450	3026	1424	51578	22675	28903

17.24. NEW STUDENTS ENROLLED IN DIFFERENT EDUCATIONAL COURSES BY HIGHER EDUCATION INSTITUTES ⁽¹⁾ AFFILIATED TO GOVERNMENT AGENCIES AND SEX (continued)

Academic year and university/higher education institute	Master's			Professional doctorate			Specialty doctorate		
	Both sexes	Male	Female	Both sexes	Male	Female	Both sexes	Male	Female
1380-81 ⁽²⁾	16379	11183	5196	4692	2241	2451	2724	1994	730
1385-86 ⁽²⁾	29409	16967	12442	4248	1780	2468	4811	3229	1582
1390-91	162942	85254	77688	8736	4083	4653	10984	6315	4669
1393-94	250236	135716	114520	10828	4816	6012	28700	16074	12626
1394-95	259053	143061	115992	12720	5994	6726	28554	16249	12305
1395-96	254092	137252	116840	12514	6341	6173	35446	20381	15065
1396-97	183637	101201	82436	12794	6511	6283	25727	13975	11752
1397-98	179292	94979	84313	14626	7767	6859	28285	15736	12549
Universities and higher education institutes of the Ministry of Science, Research and Technology .	73965	38713	35252	759	433	326	10602	5751	4851
Payam-e-Noor University .	5413	2861	2552	0	0	0	236	108	128
Comprehensive University of Applied Science and Technology.....	0	0	0	0	0	0	0	0	0
Technical and Vocational University.....	0	0	0	0	0	0	0	0	0
Farhangian (teachers) University.....	140	74	66	0	0	0	0	0	0
Universities and higher education institutes of the Ministry of Health and Medical Education	5521	2039	3482	10740	5809	4931	5406	2407	2999
Universities and higher education institutes of other government agencies	3073	2173	900	0	0	0	196	160	36
Islamic Azad University....	64489	33765	30724	3127	1525	1602	11446	7002	4444
Non-governmental and non-profit making higher education institutes.....	26691	15354	11337	0	0	0	399	308	91

1. Including Islamic Azad University except for the academic year 1385-86.

2. Excluding the Comprehensive University of Applied Science and Technology.

Source: Ministry of Science, Research and Technology.

17.25. NEW STUDENTS ENROLLED AT HIGHER EDUCATION INSTITUTES ⁽¹⁾ BY SEX AND OSTAN

Academic year and Ostan	Total			Associate's			Bachelor's		
	Both sexes	Male	Female	Both sexes	Male	Female	Both sexes	Male	Female
1380-81 ⁽²⁾	377682	184751	192931	130884	76169	54715	223003	93164	129839
1385-86 ⁽²⁾	487405	201771	285634	81822	45594	36228	367115	134201	232914
1390-91	1194926	615833	579093	310943	192238	118705	701321	327943	373378
1393-94	1184285	669568	514717	316793	216287	100506	577728	296675	281053
1394-95	1174897	675678	499219	313270	215442	97828	561300	294932	266368
1395-96	1064071	596148	467923	240730	164528	76202	521289	267646	253643
1396-97	1002115	561342	440773	255075	170659	84416	524882	268996	255886
1397-98	818792	425335	393457	105281	68802	36479	491308	238051	253257
East Azarbayejan.....	42474	23109	19365	4325	3078	1247	24709	12714	11995
West Azarbayejan	23958	13125	10833	3258	2096	1162	15650	8154	7496
Ardebil	12411	6890	5521	1708	1238	470	7839	4050	3789
Esfahan.....	51862	25535	26327	5531	3688	1843	32267	14678	17589
Alborz	21045	10474	10571	3701	2349	1352	11904	5498	6406
Ilam	7508	4046	3462	1237	825	412	4748	2431	2317
Bushehr	13243	7891	5352	2664	2064	600	8535	4640	3895
Tehran	173005	87956	85049	20046	12487	7559	86769	40774	45995
Chaharmahal&Bakhtiari	8840	4354	4486	1261	768	493	5585	2540	3045
South Khorasan	10515	5605	4910	1008	654	354	7221	3750	3471
Khorasan-e-Razavi.....	56168	28424	27744	6934	4345	2589	36151	17190	18961
North Khorasan	8599	4376	4223	1187	767	420	6299	3013	3286
Khuzestan.....	37954	19927	18027	6664	4291	2373	24157	11751	12406
Zanjan	9900	5298	4602	998	704	294	5703	2880	2823
Semnan.....	18217	9623	8594	1186	845	341	11239	5480	5759
Sistan&Baluchestan	20826	11185	9641	4266	2648	1618	13359	6922	6437
Fars.....	43251	21777	21474	6038	3849	2189	27697	12818	14879
Qazvin	16019	8097	7922	1392	830	562	10174	4810	5364
Qom.....	16212	8589	7623	720	502	218	9728	4700	5028
Kordestan	11330	6144	5186	1405	921	484	7249	3733	3516
Kerman.....	28997	14511	14486	4036	2658	1378	18329	8466	9863
Kermanshah	15511	8378	7133	2105	1459	646	9694	4933	4761
Kohgiluyeh&Boyerahmad	8963	5402	3561	1855	1388	467	5288	2927	2361
Golestan	17142	8834	8308	2961	1718	1243	10315	5022	5293
Gilan.....	24065	11977	12088	3074	1998	1076	15683	7213	8470
Lorestan.....	16739	9162	7577	2837	1902	935	10992	5587	5405
Mazandaran.....	40842	21745	19097	4857	3430	1427	24708	12272	12436
Markazi	15372	8240	7132	1761	1172	589	9492	4758	4734
Hormozgan.....	13956	7507	6449	2947	1961	986	8103	3881	4222
Hamedan	16400	8512	7888	1791	1148	643	10852	5397	5455
Yazd	17468	8642	8826	1528	1019	509	10869	5069	5800

17.25. NEW STUDENTS ENROLLED AT HIGHER EDUCATION INSTITUTES ⁽¹⁾ BY SEX AND OSTAN (continued)

Academic year and Ostan	Master's			Professional doctorate			Specialty doctorate		
	Both sexes	Male	Female	Both sexes	Male	Female	Both sexes	Male	Female
1380-81 ⁽²⁾	16379	11183	5196	4692	2241	2451	2724	1994	730
1385-86 ⁽²⁾	29409	16967	12442	4248	1780	2468	4811	3229	1582
1390-91	162942	85254	77688	8736	4083	4653	10984	6315	4669
1393-94	250236	135716	114520	10828	4816	6012	28700	16074	12626
1394-95	259053	143061	115992	12720	5994	6726	28554	16249	12305
1395-96	254092	137252	116840	12514	6341	6173	35446	20381	15065
1396-97	183637	101201	82436	12794	6511	6283	25727	13975	11752
1397-98	179292	94979	84313	14626	7767	6859	28285	15736	12549
East Azarbayejan.....	10877	5855	5022	922	535	387	1641	927	714
West Azarbayejan	4136	2345	1791	514	284	230	400	246	154
Ardebil	2280	1300	980	271	141	130	313	161	152
Esfahan.....	11344	5797	5547	772	396	376	1948	976	972
Alborz	4150	1968	2182	501	247	254	789	412	377
Ilam	1270	654	616	178	106	72	75	30	45
Bushehr	1788	1051	737	110	55	55	146	81	65
Tehran	54118	28079	26039	2375	1237	1138	9697	5379	4318
Chaharmahal&Bakhtiari ...	1336	697	639	384	203	181	274	146	128
South Khorasan	1794	932	862	179	89	90	313	180	133
Khorasan-e-Razavi.....	10730	5692	5038	773	399	374	1580	798	782
North Khorasan	915	496	419	99	54	45	99	46	53
Khuzestan.....	5647	3061	2586	657	357	300	829	467	362
Zanjan	2414	1291	1123	268	147	121	517	276	241
Semnan.....	4482	2550	1932	587	295	292	723	453	270
Sistan&Baluchestan	2517	1261	1256	361	187	174	323	167	156
Fars.....	7325	3949	3376	919	485	434	1272	676	596
Qazvin	3852	2088	1764	132	69	63	469	300	169
Qom.....	4923	2837	2086	156	71	85	685	479	206
Kordestan	2016	1092	924	345	214	131	315	184	131
Kerman.....	5234	2661	2573	704	369	335	694	357	337
Kermanshah	2937	1543	1394	400	238	162	375	205	170
Kohgiluyeh&Boyerahmad ..	1534	924	610	138	76	62	148	87	61
Golestan	3104	1676	1428	295	150	145	467	268	199
Gilan.....	4509	2338	2171	302	161	141	497	267	230
Lorestan.....	2377	1364	1013	254	141	113	279	168	111
Mazandaran.....	9234	4921	4313	823	415	408	1220	707	513
Markazi	3394	1887	1507	224	114	110	501	309	192
Hormozgan.....	1947	1077	870	271	153	118	688	435	253
Hamedan	2967	1546	1421	338	188	150	452	233	219
Yazd	4141	2047	2094	374	191	183	556	316	240

1. Including Islamic Azad University except for the academic year 1385-86.

2. Excluding the Comprehensive University of Applied Science and Technology.

Source: Ministry of Science, Research and Technology.

17.26. STUDENTS OF DIFFERENT EDUCATIONAL COURSES AT HIGHER EDUCATION INSTITUTES ⁽¹⁾ BY BROAD FIELD OF STUDY AND SEX

Academic year and broad field of study	Total			Associate's			Bachelor's		
	Both sexes	Male	Female	Both sexes	Male	Female	Both sexes	Male	Female
1380-81 ⁽²⁾	1566609	798176	768433	346696	197821	148875	1101459	524024	577435
1385-86 ⁽²⁾	2828528	1346335	1482193	736775	427705	309070	1910954	816905	1094049
1390-91	4404614	2213205	2191409	1000164	619560	380604	2899120	1328412	1570708
1393-94	4802721	2602346	2200375	1096028	751243	344785	2819662	1378072	1441590
1394-95	4348383	2345824	2002559	822345	570116	252229	2558066	1257994	1300072
1395-96	4073827	2202231	1871596	748626	515869	232757	2335844	1156094	1179750
1396-97	3616114	1930954	1685160	654441	440443	213998	2076361	1019080	1057281
1397-98	3373388	1768931	1604457	511950	340240	171710	2017207	980160	1037047
Medicine.....	244937	96570	148367	6626	4647	1979	110867	37119	73748
Humanities	1638783	764078	874705	230705	134941	95764	1032966	434293	598673
Basic sciences	210336	65156	145180	419	214	205	146564	43624	102940
Technical and engineering	896645	681317	215328	187262	160641	26621	526475	386845	139630
Agriculture and veterinary	127129	60254	66875	7729	5626	2103	66410	27591	38819
Arts.....	255558	101556	154002	79209	34171	45038	133925	50688	83237

Academic year and broad field of study	Master's			Professional doctorate			Specialty doctorate		
	Both sexes	Male	Female	Both sexes	Male	Female	Both sexes	Male	Female
1380-81 ⁽²⁾	60455	42369	18086	44876	23946	20930	13123	10016	3107
1385-86 ⁽²⁾	117876	68344	49532	40907	18690	22217	22016	14691	7325
1390-91	405042	213461	191581	52973	22464	30509	47315	29308	18007
1393-94	720806	387802	333004	71914	30478	41436	94311	54751	39560
1394-95	774766	417228	357538	78015	33816	44199	115191	66670	48521
1395-96	764370	410817	353553	84429	38113	46316	140558	81338	59220
1396-97	656287	351869	304418	87947	40260	47687	141078	79302	61776
1397-98	598890	320106	278784	93335	44060	49275	152006	84365	67641
Medicine.....	21060	6669	14391	82148	37669	44479	24236	10466	13770
Humanities	310882	156768	154114	0	0	0	64230	38076	26154
Basic sciences	44903	14527	30376	0	0	0	18450	6791	11659
Technical and engineering	156381	114384	41997	0	0	0	26527	19447	7080
Agriculture and veterinary	27176	12934	14242	11187	6391	4796	14627	7712	6915
Arts.....	38488	14824	23664	0	0	0	3936	1873	2063

1. Including Islamic Azad University except for the academic year 1385-86.

2. Excluding the Comprehensive University of Applied Science and Technology.

Source: Ministry of Science, Research and Technology.

**17.27. STUDENTS OF DIFFERENT EDUCATIONAL COURSES BY HIGHER EDUCATION
INSTITUTES ⁽¹⁾ AFFILIATED TO GOVERNMENT AGENCIES AND SEX**

Academic year and university/higher education institute	Total			Associate's			Bachelor's		
	Both sexes	Male	Female	Both sexes	Male	Female	Both sexes	Male	Female
1380-81 ⁽²⁾	1566609	798176	768433	346696	197821	148875	1101459	524024	577435
1385-86 ⁽²⁾	2828528	1346335	1482193	736775	427705	309070	1910954	816905	1094049
1390-91	4404614	2213205	2191409	1000164	619560	380604	2899120	1328412	1570708
1393-94	4802721	2602346	2200375	1096028	751243	344785	2819662	1378072	1441590
1394-95	4348383	2345824	2002559	822345	570116	252229	2558066	1257994	1300072
1395-96	4073827	2202231	1871596	748626	515869	232757	2335844	1156094	1179750
1396-97	3616114	1930954	1685160	654441	440443	213998	2076361	1019080	1057281
1397-98	3373388	1768931	1604457	511950	340240	171710	2017207	980160	1037047
Universities and higher education institutes of the Ministry of Science, Research and Technology ..	682190	325951	356239	2364	1379	985	425607	192405	233202
Payam-e-Noor University ..	450570	171337	279233	2	2	0	411653	151951	259702
Comprehensive University of Applied Science and Technology.....	315898	217190	98708	169062	116344	52718	146835	100845	45990
Technical and Vocational University.....	154850	102005	52845	108751	68505	40246	46099	33500	12599
Farhangian (teachers) University.....	42814	23434	19380	0	0	0	42408	23231	19177
Universities and higher education institutes of the Ministry of Health and Medical Education	206771	86112	120659	5560	4244	1316	81665	29355	52310
Universities and higher education institutes of other government agencies.....	24627	18021	6606	319	196	123	14585	11001	3584
Islamic Azad University.....	1199741	675882	523859	194336	131805	62531	666023	352835	313188
Non-governmental and non-profit making higher education institutes.....	295927	148999	146928	31556	17765	13791	182332	85037	97295

17.27. STUDENTS OF DIFFERENT EDUCATIONAL COURSES BY HIGHER EDUCATION INSTITUTES ⁽¹⁾ AFFILIATED TO GOVERNMENT AGENCIES AND SEX (continued)

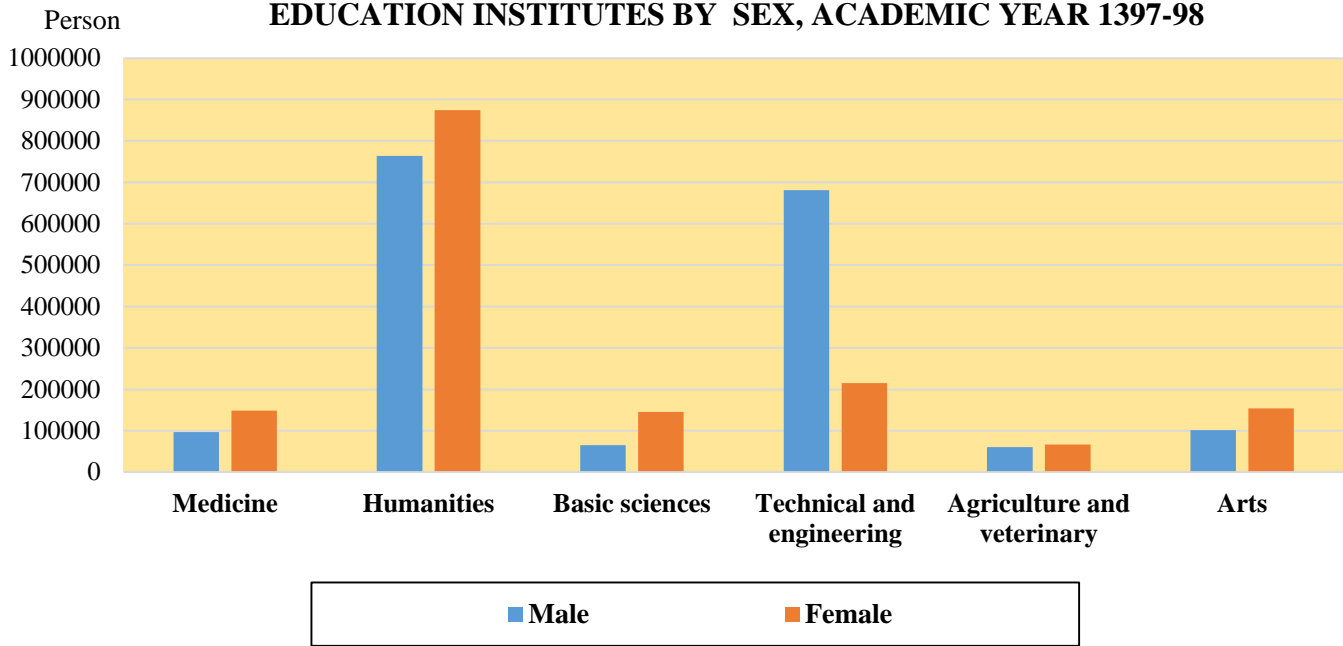
Academic year and university/higher education institute	Master's			Professional doctorate			Specialty doctorate		
	Both sexes	Male	Female	Both sexes	Male	Female	Both sexes	Male	Female
1380-81 ⁽²⁾	60455	42369	18086	44876	23946	20930	13123	10016	3107
1385-86 ⁽²⁾	117876	68344	49532	40907	18690	22217	22016	14691	7325
1390-91	405042	213461	191581	52973	22464	30509	47315	29308	18007
1393-94	720806	387802	333004	71914	30478	41436	94311	54751	39560
1394-95	774766	417228	357538	78015	33816	44199	115191	66670	48521
1395-96	764370	410817	353553	84429	38113	46316	140558	81338	59220
1396-97	656287	351869	304418	87947	40260	47687	141078	79302	61776
1397-98	598890	320106	278784	93335	44060	49275	152006	84365	67641
Universities and higher education institutes of the Ministry of Science, Research and Technology	190339	96713	93626	3647	1964	1683	60233	33490	26743
Payam-e-Noor University ...	37355	18526	18829	0	0	0	1560	858	702
Comprehensive University of Applied Science and Technology.....	1	1	0	0	0	0	0	0	0
Technical and Vocational University.....	0	0	0	0	0	0	0	0	0
Farhangian (teachers) University.....	406	203	203	0	0	0	0	0	0
Universities and higher education institutes of the Ministry of Health and Medical Education	22984	7615	15369	71547	34009	37538	25015	10889	14126
Universities and higher education institutes of other government agencies.....	8435	5869	2566	0	0	0	1288	955	333
Islamic Azad University.....	259126	146230	112896	18141	8087	10054	62115	36925	25190
Non-governmental and non-profit making higher education institutes.....	80244	44949	35295	0	0	0	1795	1248	547

1. Including Islamic Azad University except for the academic year 1385-86.

2. Excluding the Comprehensive University of Applied Science and Technology.

Source: Ministry of Science, Research and Technology

17.5. STUDENTS OF DIFFERENT EDUCATIONAL COURSES AT HIGHER EDUCATION INSTITUTES BY SEX, ACADEMIC YEAR 1397-98



For data see Table 17.26.

17.28. STUDENTS OF DIFFERENT EDUCATIONAL COURSES AT HIGHER EDUCATION INSTITUTES ⁽¹⁾ BY SEX AND OSTAN

Academic year and Ostan	Total			Associate's			Bachelor's		
	Both sexes	Male	Female	Both sexes	Male	Female	Both sexes	Male	Female
1380-81 ⁽²⁾	1566609	798176	768433	346696	197821	148875	1101459	524024	577435
1385-86 ⁽²⁾	2828528	1346335	1482193	736775	427705	309070	1910954	816905	1094049
1390-91	4404614	2213205	2191409	1000164	619560	380604	2899120	1328412	1570708
1393-94	4802721	2602346	2200375	1096028	751243	344785	2819662	1378072	1441590
1394-95	4348383	2345824	2002559	822345	570116	252229	2558066	1257994	1300072
1395-96	4073827	2202231	1871596	748626	515869	232757	2335844	1156094	1179750
1396-97	3616114	1930954	1685160	654441	440443	213998	2076361	1019080	1057281
1397-98	3373388	1768931	1604457	511950	340240	171710	2017207	980160	1037047
East Azarbayejan.....	162432	90424	72008	21891	15698	6193	94257	48774	45483
West Azarbayejan	93607	51669	41938	15006	10153	4853	60943	31537	29406
Ardebil	48038	26661	21377	7498	5622	1876	30743	15672	15071
Esfahan.....	233645	116969	116676	32093	20807	11286	140827	64786	76041
Alborz	97785	48366	49419	18921	11766	7155	58828	26613	32215
Ilam	26804	14516	12288	4359	3132	1227	17468	8858	8610
Bushehr	48291	28629	19662	10590	8127	2463	29689	15850	13839
Tehran	749504	379568	369936	92258	56675	35583	403335	191651	211684
Chaharmahal&Bakhtiari ..	34761	17738	17023	5877	3880	1997	21971	10251	11720
South Khorasan.....	41278	22081	19197	5317	3500	1817	26280	13330	12950
Khorasan-e-Razavi.....	226052	115706	110346	34220	21990	12230	138728	66125	72603
North Khorasan.....	32756	16721	16035	5269	3546	1723	23303	10908	12395
Khuzestan.....	170616	93162	77454	34425	23839	10586	106539	52585	53954
Zanjan	40322	21478	18844	5081	3509	1572	23724	11836	11888
Semnan.....	70664	38058	32606	7359	4831	2528	41442	21059	20383
Sistan&Baluchestan	80509	44071	36438	15131	10142	4989	52630	27408	25222
Fars.....	175968	89558	86410	29003	19093	9910	108661	50201	58460
Qazvin	69698	37085	32613	9524	6152	3372	43584	21659	21925
Qom.....	64273	33192	31081	5739	3583	2156	39142	18600	20542
Kordestan	44778	24127	20651	6651	4492	2159	29023	14562	14461
Kerman.....	112295	57357	54938	19406	13439	5967	69945	32507	37438
Kermanshah	62918	34231	28687	10033	7209	2824	40206	20418	19788
Kohgiluyeh&Boyerahmad .	32413	19631	12782	6737	4974	1763	19944	11169	8775
Golestan	62329	32715	29614	11457	7049	4408	37973	18647	19326
Gilan.....	102165	52716	49449	17522	12140	5382	64672	30181	34491
Lorestan.....	62922	34284	28638	10939	7334	3605	42018	21270	20748
Mazandaran.....	170596	92187	78409	27277	18996	8281	98708	49405	49303
Markazi	62457	34709	27748	9664	6443	3221	38047	19408	18639
Hormozgan.....	56211	30152	26059	12664	8656	4008	31371	14735	16636
Hamedan	66435	34573	31862	9528	6301	3227	43186	20980	22206
Yazd	70866	36597	34269	10511	7162	3349	40020	19175	20845

**17.28. STUDENTS OF DIFFERENT EDUCATIONAL COURSES AT HIGHER EDUCATION
INSTITUTES ⁽¹⁾ BY SEX AND OSTAN (continued)**

Academic year and Ostan	Master's			Professional doctorate			Specialty doctorate		
	Both sexes	Male	Female	Both sexes	Male	Female	Both sexes	Male	Female
1380-81 ⁽²⁾	60455	42369	18086	44876	23946	20930	13123	10016	3107
1385-86 ⁽²⁾	117876	68344	49532	40907	18690	22217	22016	14691	7325
1390-91	405042	213461	191581	52973	22464	30509	47315	29308	18007
1393-94	720806	387802	333004	71914	30478	41436	94311	54751	39560
1394-95	774766	417228	357538	78015	33816	44199	115191	66670	48521
1395-96	764370	410817	353553	84429	38113	46316	140558	81338	59220
1396-97	656287	351869	304418	87947	40260	47687	141078	79302	61776
1397-98	598890	320106	278784	93335	44060	49275	152006	84365	67641
East Azarbayejan.....	32652	18387	14265	5319	2872	2447	8313	4693	3620
West Azarbayejan	12491	7019	5472	2652	1417	1235	2515	1543	972
Ardebil	6586	3764	2822	1799	826	973	1412	777	635
Esfahan.....	42579	22063	20516	5852	2560	3292	12294	6753	5541
Alborz	13706	6660	7046	1873	930	943	4457	2397	2060
Ilam	3749	1901	1848	837	439	398	391	186	205
Bushehr	6680	3972	2708	732	323	409	600	357	243
Tehran	180583	93112	87471	18015	8071	9944	55313	30059	25254
Chaharmahal&Bakhtiari ...	4179	2152	2027	1627	868	759	1107	587	520
South Khorasan	7292	3986	3306	1079	494	585	1310	771	539
Khorasan-e-Razavi.....	38270	20241	18029	5371	2362	3009	9463	4988	4475
North Khorasan	3217	1802	1415	589	273	316	378	192	186
Khuzestan.....	20801	12120	8681	4226	2040	2186	4625	2578	2047
Zanjan	7547	4119	3428	1760	836	924	2210	1178	1032
Semnan.....	15131	8481	6650	3209	1589	1620	3523	2098	1425
Sistan&Baluchestan	8393	4363	4030	2792	1333	1459	1563	825	738
Fars.....	26075	14127	11948	6203	2948	3255	6026	3189	2837
Qazvin	13992	7781	6211	910	436	474	1688	1057	631
Qom.....	14459	7899	6560	1069	477	592	3864	2633	1231
Kordestan	6118	3324	2794	1659	976	683	1327	773	554
Kerman.....	16024	8165	7859	3963	1767	2196	2957	1479	1478
Kermanshah	8394	4367	4027	2416	1197	1219	1869	1040	829
Kohgiluyeh&Boyerahmad ..	4215	2664	1551	805	384	421	712	440	272
Golestan	9140	5021	4119	1509	727	782	2250	1271	979
Gilan.....	14865	7804	7061	2274	1062	1212	2832	1529	1303
Lorestan.....	6899	4055	2844	1631	812	819	1435	813	622
Mazandaran.....	31595	17032	14563	5743	2614	3129	7273	4140	3133
Markazi	11367	6941	4426	1088	522	566	2291	1395	896
Hormozgan.....	7273	3885	3388	1498	728	770	3405	2148	1257
Hamedan	9468	5151	4317	2122	1032	1090	2131	1109	1022
Yazd	15150	7748	7402	2713	1145	1568	2472	1367	1105

1. Including Islamic Azad University except for the academic year 1385-86.

2. Excluding the Comprehensive University of Applied Science and Technology.

Source: Ministry of Science, Research and Technology.

17.29. GRADUATES OF DIFFERENT EDUCATIONAL COURSES AT HIGHER EDUCATION INSTITUTES ⁽¹⁾ BY BROAD FIELD OF STUDY AND SEX

Academic year and broad field of study	Total			Associate's			Bachelor's		
	Both sexes	Male	Female	Both sexes	Male	Female	Both sexes	Male	Female
1379-80 ⁽²⁾	130411	72633	57778	38314	22937	15377	78251	39640	38611
1384-85.....	340246	168947	171299	142459	77262	65197	173689	76577	97112
1389-90 ⁽³⁾	570730	281468	219621	204871	92791	48006	312112	158603	147942
1392-93.....	738260	413289	324971	183541	120252	63289	445125	233600	211525
1393-94.....	859697	505731	353966	246044	166542	79502	479961	263882	216079
1394-95.....	798736	466223	332513	195685	136823	58862	456415	247203	209212
1395-96.....	779646	457164	322482	173727	119644	54083	429752	236725	193027
1396-97.....	695055	393815	301240	143584	95776	47808	373548	198958	174590
Medicine.....	39403	13077	26326	3035	1779	1256	21728	5682	16046
Humanities.....	349652	180774	168878	64091	37995	26096	187980	90271	97709
Basic sciences.....	32903	10700	22203	599	249	350	20403	6122	14281
Technical and engineering....	196798	155108	41690	53894	45988	7906	104382	79793	24589
Agriculture and veterinary....	22657	11195	11462	2218	1597	621	12536	5501	7035
Arts.....	53642	22961	30681	19747	8168	11579	26519	11589	14930

Academic year and broad field of study	Master's			Professional doctorate			Specialty doctorate		
	Both sexes	Male	Female	Both sexes	Male	Female	Both sexes	Male	Female
1379-80 ⁽²⁾	7647	5943	1704	4478	2867	1611	1721	1246	475
1384-85.....	16542	10769	5773	4845	2452	2393	2711	1887	824
1389-90 ⁽³⁾	46151	25898	20253	3584	1486	2098	4012	2690	1322
1392-93.....	97293	53023	44270	4899	2026	2873	7402	4388	3014
1393-94.....	120939	68906	52033	5222	2150	3072	7531	4251	3280
1394-95.....	132444	74980	57464	5803	2381	3422	8389	4836	3553
1395-96.....	159948	92388	67560	6112	2524	3588	10107	5883	4224
1396-97.....	158208	88993	69215	7346	3057	4289	12369	7031	5338
Medicine.....	3791	1129	2662	6775	2664	4111	4074	1823	2251
Humanities.....	93993	50142	43851	0	0	0	3588	2366	1222
Basic sciences.....	10111	3540	6571	0	0	0	1790	789	1001
Technical and engineering....	36725	27914	8811	0	0	0	1797	1413	384
Agriculture and veterinary....	6413	3188	3225	571	393	178	919	516	403
Arts.....	7175	3080	4095	0	0	0	201	124	77

1. Including Islamic Azad University except for the academic year 1385-86.

2. Excluding the Comprehensive University of Applied Science and Technology.

3. Statistics for the Comprehensive University of Applied Science and Technology are not presented by sex and are included in the total.

Source: Ministry of Science, Research and Technology.

**17.30. GRADUATES OF DIFFERENT EDUCATIONAL COURSES AT HIGHER EDUCATION
INSTITUTES ⁽¹⁾ AFFILIATED TO GOVERNMENT AGENCIES BY EDUCATIONAL
LEVEL AND SEX**

Academic year and university/higher education institute	Total			Associate's			Bachelor's		
	Both sexes	Male	Female	Both sexes	Male	Female	Both sexes	Male	Female
1379-80 ⁽²⁾	130411	72633	57778	38314	22937	15377	78251	39640	38611
1384-85	340246	168947	171299	142459	77262	65197	173689	76577	97112
1389-90 ⁽³⁾	570730	281468	219621	204871	92791	48006	312112	158603	147942
1392-93	738260	413289	324971	183541	120252	63289	445125	233600	211525
1393-94	859697	505731	353966	246044	166542	79502	479961	263882	216079
1394-95	798736	466223	332513	195685	136823	58862	456415	247203	209212
1395-96	779646	457164	322482	173727	119644	54083	429752	236725	193027
1396-97	695055	393815	301240	143584	95776	47808	373548	198958	174590
Universities and higher education institutes of the Ministry of Science, Research and Technology ..	102878	49866	53012	1615	900	715	56867	25827	31040
Payam-e-Noor University ..	73759	29114	44645	2406	1346	1060	59168	21525	37643
Comprehensive University of Applied Science and Technology.....	107243	76015	31228	51746	36501	15245	55471	39492	15979
Technical and Vocational University.....	41093	26825	14268	33472	21160	12312	7621	5665	1956
Farhangian (teachers) University.....	14349	7325	7024	2	0	2	14218	7246	6972
Universities and higher education institutes of the Ministry of Health and Medical Education	36497	13400	23097	2745	1747	998	18777	5852	12925
Universities and higher education institutes of other government agencies.....	6217	4375	1842	237	119	118	3654	2635	1019
Islamic Azad University.....	250341	152864	97477	40641	27981	12660	118392	69832	48560
Non-governmental and non-profit making higher education institutes.....	62678	34031	28647	10720	6022	4698	39380	20884	18496

17.30. GRADUATES OF DIFFERENT EDUCATIONAL COURSES AT HIGHER EDUCATION INSTITUTES ⁽¹⁾ OF GOVERNMENT AGENCIES BY EDUCATIONAL LEVELS AND SEX (continued)

Academic year and university/higher education institute	Master's			Professional doctorate			Specialty doctorate		
	Both sexes	Male	Female	Both sexes	Male	Female	Both sexes	Male	Female
1379-80 ⁽²⁾	7647	5943	1704	4478	2867	1611	1721	1246	475
1384-85	16542	10769	5773	4845	2452	2393	2711	1887	824
1389-90 ⁽³⁾	46151	25898	20253	3584	1486	2098	4012	2690	1322
1392-93	97293	53023	44270	4899	2026	2873	7402	4388	3014
1393-94	120939	68906	52033	5222	2150	3072	7531	4251	3280
1394-95	132444	74980	57464	5803	2381	3422	8389	4836	3553
1395-96	159948	92388	67560	6112	2524	3588	10107	5883	4224
1396-97.....	158208	88993	69215	7346	3057	4289	12369	7031	5338
Universities and higher education institutes of the Ministry of Science, Research and Technology .	37828	19040	18788	425	229	196	6143	3870	2273
Payam-e-Noor University .	12001	6132	5869	0	0	0	184	111	73
Comprehensive University of Applied Science and Technology.....	26	22	4	0	0	0	0	0	0
Technical and Vocational University.....	0	0	0	0	0	0	0	0	0
Farhangian (teachers) University.....	129	79	50	0	0	0	0	0	0
Universities and higher education institutes of the Ministry of Health and Medical Education	4196	1318	2878	6566	2590	3976	4213	1893	2320
Universities and higher education institutes of other government agencies.....	2120	1452	668	0	0	0	206	169	37
Islamic Azad University....	89510	53962	35548	355	238	117	1443	851	592
Non-governmental and non-profit making higher education institutes.....	12398	6988	5410	0	0	0	180	137	43

1. Including Islamic Azad University except for the academic year 1379-80.

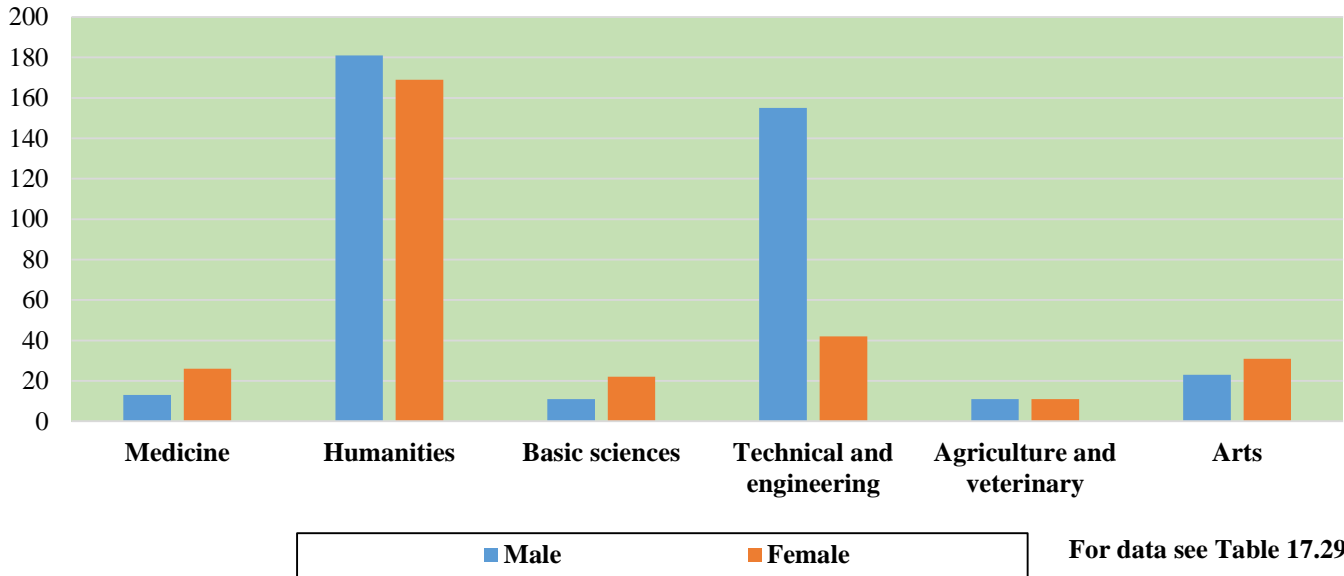
2. Excluding the Comprehensive University of Applied Science and Technology.

3. Statistics for the Comprehensive University of Applied Science and Technology are not presented by sex and are included in the total.

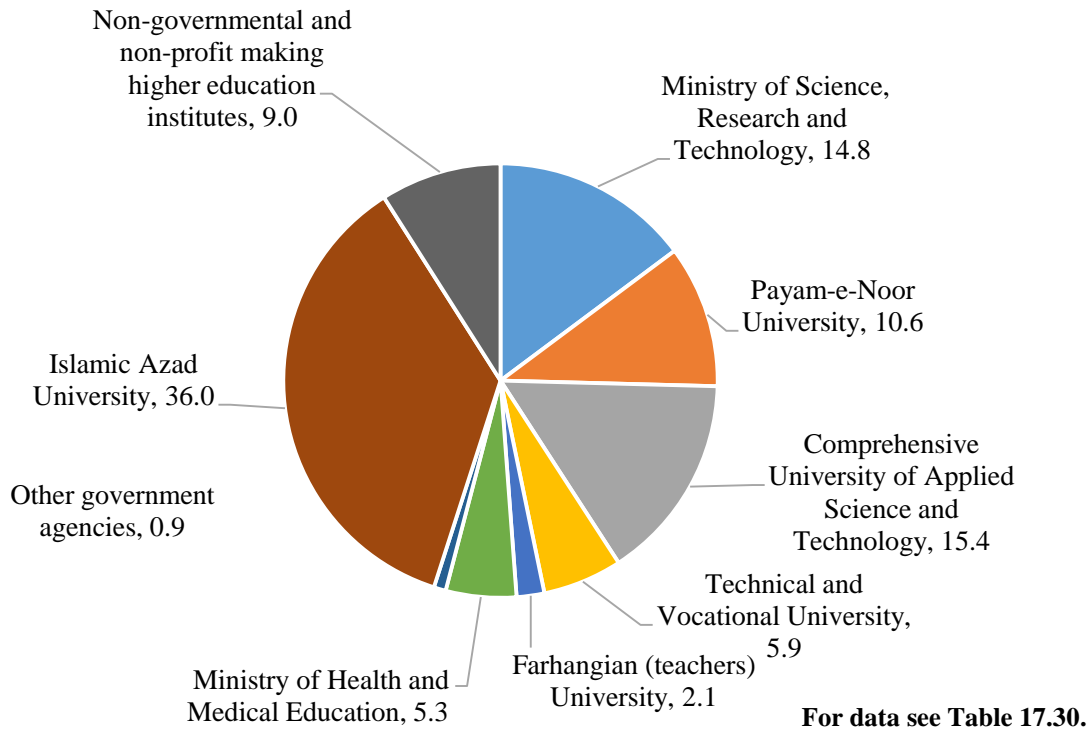
Source: Ministry of Science, Research and Technology.

17.6 GRADUATES OF DIFFERENT EDUCATIONAL COURSES AT HIGHER EDUCATION INSTITUTES , ACADEMIC YEAR 1396-97

1000 persons



17.7. GRADUATES BY HIGHER INSTITUTES OF GOVERNMENT AGENCIES, ACADEMIC YEAR 1396-97



17.31. GRADUATES OF DIFFERENT EDUCATIONAL COURSES AT HIGHER EDUCATION INSTITUTES ⁽¹⁾ BY OSTAN AND SEX

Academic year and Ostan	Total			Associate's			Bachelor's		
	Both sexes	Male	Female	Both sexes	Male	Female	Both sexes	Male	Female
1379-80 ⁽²⁾	130411	72633	57778	38314	22937	15377	78251	39640	38611
1384-85	340246	168947	171299	142459	77262	65197	173689	76577	97112
1389-90 ⁽³⁾	570730	281468	219621	204871	92791	48006	312112	158603	147942
1392-93	738260	413289	324971	183541	120252	63289	445125	233600	211525
1393-94	859697	505731	353966	246044	166542	79502	479961	263882	216079
1394-95	798736	466223	332513	195685	136823	58862	456415	247203	209212
1395-96	779646	457164	322482	173727	119644	54083	429752	236725	193027
1396-97.....	695055	393815	301240	143584	95776	47808	373548	198958	174590
East Azarbayejan.....	33959	21088	12871	6649	5097	1552	17575	9982	7593
West Azarbayejan	19746	11541	8205	4284	2926	1358	11003	6060	4943
Ardebil	11043	6912	4131	1973	1494	479	6679	3937	2742
Esfahan.....	47086	25275	21811	10736	6740	3996	26260	13130	13130
Alborz	18520	9963	8557	4393	2970	1423	9983	4944	5039
Ilam	6183	3641	2542	1519	1080	439	3369	1912	1457
Bushehr	9992	6730	3262	2852	2240	612	5667	3588	2079
Tehran	147824	80084	67740	24054	14432	9622	71783	36635	35148
Chaharmahal&Bakhtiyari ...	7326	3751	3575	1777	978	799	4287	2138	2149
South Khorasan	7354	4129	3225	1601	1109	492	4367	2285	2082
Khorasan-e-Razavi.....	43570	23431	20139	9410	5889	3521	23888	12205	11683
North Khorasan	5950	3313	2637	1333	874	459	3727	1973	1754
Khuzestan.....	36634	21270	15364	7848	5438	2410	22245	12204	10041
Zanjan	10078	5813	4265	1594	1158	436	5185	2889	2296
Semnan.....	14032	7461	6571	1417	847	570	7712	3831	3881
Sistan&Baluchestan	14474	7759	6715	3157	2204	953	8718	4266	4452
Fars.....	34515	19108	15407	9273	5749	3524	18062	9292	8770
Qazvin	16421	9810	6611	3034	2098	936	9056	5168	3888
Qom.....	11081	6455	4626	1571	1086	485	6046	3283	2763
Kordestan	9951	5861	4090	2416	1712	704	5780	3147	2633
Kerman.....	20929	12052	8877	4862	3663	1199	10699	5631	5068
Kermanshah	14160	8201	5959	2856	2000	856	8155	4557	3598
Kohgiluyeh&Boyerahmad ..	7253	4889	2364	1734	1305	429	4002	2535	1467
Golestan	12318	7274	5044	2176	1669	507	7321	3985	3336
Gilan.....	24892	13513	11379	6401	4168	2233	13465	6786	6679
Lorestan.....	14811	9028	5783	3829	2648	1181	8692	4971	3721
Mazandaran	40402	23826	16576	8949	6274	2675	21016	11879	9137
Markazi	15674	9696	5978	3138	2018	1120	7777	4605	3172
Hormozgan.....	10752	6396	4356	2764	2054	710	5837	3148	2689
Hamedan	13988	7686	6302	2673	1679	994	8448	4411	4037
Yazd	14137	7859	6278	3311	2177	1134	6744	3581	3163

17.31. GRADUATES OF DIFFERENT EDUCATIONAL COURSES AT HIGHER EDUCATION INSTITUTES ⁽¹⁾ BY OSTAN AND SEX (continued)

Academic year and Ostan	Master's			Professional doctorate			Specialty doctorate		
	Both sexes	Male	Female	Both sexes	Male	Female	Both sexes	Male	Female
1379-80 ⁽²⁾	7647	5943	1704	4478	2867	1611	1721	1246	475
1384-85.....	16542	10769	5773	4845	2452	2393	2711	1887	824
1389-90 ⁽³⁾	46151	25898	20253	3584	1486	2098	4012	2690	1322
1392-93.....	97293	53023	44270	4899	2026	2873	7402	4388	3014
1393-94.....	120939	68906	52033	5222	2150	3072	7531	4251	3280
1394-95.....	132444	74980	57464	5803	2381	3422	8389	4836	3553
1395-96.....	159948	92388	67560	6112	2524	3588	10107	5883	4224
1396-97.....	158208	88993	69215	7346	3057	4289	12369	7031	5338
East Azarbayejan.....	8885	5583	3302	413	172	241	437	254	183
West Azarbayejan.....	4039	2312	1727	203	106	97	217	137	80
Ardebil.....	2179	1371	808	87	38	49	125	72	53
Esfahan.....	8802	4733	4069	483	205	278	805	467	338
Alborz.....	3620	1741	1879	28	27	1	496	281	215
Ilam.....	1245	625	620	30	14	16	20	10	10
Bushehr.....	1384	865	519	70	27	43	19	10	9
Tehran.....	44879	25217	19662	1619	630	989	5489	3170	2319
Chaharmahal&Bakhtiyari ..	1083	534	549	119	66	53	60	35	25
South Khorasan.....	1257	668	589	78	29	49	51	38	13
Khorasan-e-Razavi.....	9033	4761	4272	435	169	266	804	407	397
North Khorasan.....	860	452	408	25	11	14	5	3	2
Khuzestan.....	5846	3321	2525	356	119	237	339	188	151
Zanjan.....	3031	1638	1393	123	56	67	145	72	73
Semnan.....	4414	2499	1915	193	114	79	296	170	126
Sistan&Baluchestan.....	2215	1117	1098	273	121	152	111	51	60
Fars.....	6224	3660	2564	571	212	359	385	195	190
Qazvin.....	4082	2422	1660	90	36	54	159	86	73
Qom.....	3131	1831	1300	49	26	23	284	229	55
Kordestan.....	1591	908	683	96	57	39	68	37	31
Kerman.....	4626	2421	2205	453	186	267	289	151	138
Kermanshah.....	2786	1459	1327	181	84	97	182	101	81
Kohgiluyeh&Boyerahmad ..	1429	1008	421	50	19	31	38	22	16
Golestan.....	2637	1547	1090	96	35	61	88	38	50
Gilan.....	4626	2374	2252	194	76	118	206	109	97
Lorestan.....	2118	1313	805	110	55	55	62	41	21
Mazandaran.....	9620	5274	4346	358	148	210	459	251	208
Markazi.....	4537	2959	1578	83	33	50	139	81	58
Hormozgan.....	1885	1057	828	135	58	77	131	79	52
Hamedan.....	2501	1411	1090	130	58	72	236	127	109
Yazd.....	3643	1912	1731	215	70	145	224	119	105

1. Including Islamic Azad University except for the academic year 1379-80.

2. Excluding the Comprehensive University of Applied Science and Technology.

3. Statistics for the Comprehensive University of Applied Science and Technology are not presented by sex and are included in the total.

Source: Ministry of Science, Research and Technology.

17.32. PERMANENT CENTRES OF TECHNICAL AND VOCATIONAL TRAINING ORGANIZATION

Year and Ostan	Both sexes	Only men	Only women	Dual purpose
1380.....	474	236	197	41
1385.....	541	227	160	154
1390.....	595	295	156	144
1393.....	719	427	247	45
1394.....	698	239	169	290
1395.....	586	209	116	261
1396 ⁽¹⁾	586	209	116	261
1397⁽²⁾.....	637	204	131	302
East Azarbayejan.....	25	9	0	16
West Azarbayejan.....	20	5	4	11
Ardebil.....	25	7	7	11
Esfahan.....	49	12	10	27
Alborz.....	7	0	1	6
Ilam.....	13	2	3	8
Bushehr.....	15	5	3	7
Tehran.....	27	15	6	6
Chaharmahal&Bakhtiyari.....	18	8	5	5
South Khorasan.....	17	4	4	9
Khorasan-e-Razavi.....	43	12	8	23
North Khorasan.....	10	4	0	6
Khuzestan.....	39	19	8	12
Zanjan.....	14	1	3	10
Semnan.....	15	5	7	3
Sistan&Baluchestan.....	24	10	9	5
Fars.....	43	23	12	8
Qazvin.....	11	4	3	4
Qom.....	7	2	3	2
Kordestan.....	12	4	1	7
Kerman.....	25	9	1	15
Kermanshah.....	21	2	2	17
Kohgiluyeh&Boyerahmad.....	11	4	3	4
Golestan.....	17	1	1	15
Gilan.....	22	0	2	20
Lorestan.....	17	8	5	4
Mazandaran.....	20	6	1	13
Markazi.....	21	9	7	5
Hormozgan.....	12	1	1	10
Hamedan.....	21	10	8	3
Yazd.....	16	3	3	10

1. Revised figures.

2. In the year 1397, the statistics for the permanent centres of the Technical and Vocational Training Organization include the permanent centres and urban branches (government centres).

Sources: Ministry of Cooperatives, Labour, and Social Welfare
Technical and Vocational Training Organization

17.33. PERMANENT AND CONTRACTUAL INSTRUCTORS IN THE PERMANENT CENTRES OF TECHNICAL AND VOCATIONAL TRAINING ORGANIZATION

Year and Ostan	Both sexes	Male	Female
1380.....	1768	1602	166
1385.....	1549	1458	91
1390.....	1981	1789	192
1393.....	2063	1854	209
1394.....	2129	1949	180
1395.....	4224	2837	1387
1396 ⁽¹⁾	6290	4143	2147
1397⁽²⁾.....	6155	4162	1993
East Azarbayejan.....	239	181	58
West Azarbayejan.....	265	168	97
Ardebil.....	186	116	70
Esfahan.....	428	233	195
Alborz.....	143	108	35
Ilam.....	160	100	60
Bushehr.....	115	81	34
Tehran.....	278	211	67
Chaharmahal&Bakhtiari.....	109	64	45
South Khorasan.....	164	107	57
Khorasan-e-Razavi.....	349	231	118
North Khorasan.....	93	69	24
Khuzestan.....	333	211	122
Zanjan.....	130	71	59
Semnan.....	157	91	66
Sistan&Baluchestan.....	194	102	92
Fars.....	355	263	92
Qazvin.....	95	70	25
Qom.....	80	61	19
Kordestan.....	135	114	21
Kerman.....	280	198	82
Kermanshah.....	150	118	32
Kohgiluyeh&Boyerahmad.....	135	74	61
Golestan.....	190	148	42
Gilan.....	245	196	49
Lorestan.....	191	153	38
Mazandaran.....	274	223	51
Markazi.....	175	103	72
Hormozgan.....	114	85	29
Hamedan.....	184	113	71
Yazd.....	184	113	71

1. Revised figures.

2. In the year 1397, the statistics of the permanent and contractual instructors of the Technical and Vocational Training Organization include the permanent centres and urban branches.

Sources: Ministry of Cooperatives, Labour, and Social Welfare
Technical and Vocational Training Organization

17.34. TRAINING COURSES HELD IN PERMANENT CENTRES OF TECHNICAL AND VOCATIONAL TRAINING ORGANIZATION BY BROAD FIELD OF EDUCATION AND SEX

year and Ostan	Total			Industry			Services		
	Both sexes	Male	Female	Both sexes	Male	Female	Both sexes	Male	Female
1380.....	000	000	000	000	000	000	000	000	000
1385.....	000	000	000	000	000	000	000	000	000
1390.....	000	000	000	000	000	000	000	000	000
1393.....	322657	246431	76226	145824	129361	16463	91427	54558	36869
1394.....	376248	233198	143050	216127	191393	24734	89818	26403	63415
1395.....	823870	517594	306276	385171	345751	39420	254411	110231	144180
1396 ⁽¹⁾	964937	636769	328168	452218	412919	39299	319111	156154	162957
1397⁽²⁾.....	1000083	685261	314822	504966	471185	33781	296316	143285	153031
East Azarbayejan.....	44336	33980	10356	23580	22200	1380	14588	7564	7024
West Azarbayejan.....	29444	17098	12346	10915	10472	443	10755	3594	7161
Ardebil.....	14684	9930	4754	8080	7366	714	3588	1137	2451
Esfahan.....	82666	50808	31858	34542	31814	2728	29384	12495	16889
Alborz.....	21307	14491	6816	10682	9491	1191	5486	2721	2765
Ilam.....	13218	7599	5619	4934	4185	749	4290	1899	2391
Bushehr.....	26674	18104	8570	10429	9853	576	11796	6908	4888
Tehran.....	88775	77446	11329	59894	58594	1300	22134	15816	6318
Chaharmahal&Bakhtiyari.....	15930	9719	6211	7226	6914	312	3771	1941	1830
South Khorasan.....	23605	14656	8949	12017	11235	782	6209	2575	3634
Khorasan-e-Razavi.....	67440	44518	22922	30213	27618	2595	20883	9515	11368
North Khorasan.....	13442	9508	3934	8484	7511	973	2682	989	1693
Khuzestan.....	56373	38033	18340	27649	25850	1799	17771	8879	8892
Zanjan.....	24211	14151	10060	11942	10677	1265	7763	2380	5383
Semnan.....	23789	14648	9141	9902	9301	601	7649	3299	4350
Sistan&Baluchestan.....	29955	16725	13230	13401	13018	383	10513	3184	7329
Fars.....	66625	47431	19194	37615	34028	3587	14882	7736	7146
Qazvin.....	14519	11423	3096	8091	7745	346	5206	3234	1972
Qom.....	13677	9182	4495	6892	6370	522	3510	1811	1699
Kordestan.....	17869	13710	4159	11043	10638	405	4073	1922	2151
Kerman.....	42224	28606	13618	22049	21047	1002	12359	5500	6859
Kermanshah.....	21711	15533	6178	12622	11632	990	5398	2433	2965
Kohgiluyeh&Boyerahmad.....	12228	6379	5849	4971	4457	514	3891	1239	2652
Golestan.....	33084	22318	10766	18419	16954	1465	5847	2661	3186
Gilan.....	36318	28610	7708	19751	18303	1448	10338	7424	2914
Lorestan.....	21289	15419	5870	11000	10037	963	5360	3016	2344
Mazandaran.....	41953	30618	11335	22334	20812	1522	11642	5962	5680
Markazi.....	26936	19227	7709	12078	10890	1188	9346	6110	3236
Hormozgan.....	17224	12520	4704	10628	10227	401	2619	997	1622
Hamedan.....	31242	19012	12230	12776	11865	911	11855	5263	6592
Yazd.....	27335	13859	13476	10807	10081	726	10728	3081	7647

17.34. TRAINING COURSES HELD IN PERMANENT CENTRES OF TECHNICAL AND VOCATIONAL TRAINING ORGANIZATION BY BROAD FIELD OF EDUCATION AND SEX (continued)

Year and Ostan	Agriculture			Culture and art		
	Both sexes	Male	Female	Both sexes	Male	Female
1380.....	000	000	000	000	000	000
1385.....	000	000	000	000	000	000
1390.....	000	000	000	000	000	000
1393.....	49490	30104	19386	35916	3508	32408
1394.....	30311	12719	17592	39992	2683	37309
1395.....	98197	54425	43772	86091	7187	78904
1396 ⁽¹⁾	92846	58460	34386	100762	9236	91526
1397⁽²⁾.....	90417	58850	31567	108384	11941	96443
East Azarbayejan.....	3941	3221	720	2227	995	1232
West Azarbayejan.....	4130	2734	1396	3644	298	3346
Ardebil.....	1408	1311	97	1608	116	1492
Esfahan.....	7333	4779	2554	11407	1720	9687
Alborz.....	3150	1931	1219	1989	348	1641
Ilam.....	2038	1257	781	1956	258	1698
Bushehr.....	2050	1083	967	2399	260	2139
Tehran.....	2321	1993	328	4426	1043	3383
Chaharmahal&Bakhtiari ...	1520	764	756	3413	100	3313
South Khorasan.....	1008	575	433	4371	271	4100
Khorasan-e-Razavi.....	8730	6414	2316	7614	971	6643
North Khorasan.....	1750	999	751	526	9	517
Khuzestan.....	3900	2644	1256	7053	660	6393
Zanjan.....	1378	949	429	3128	145	2983
Semnan.....	2601	1700	901	3637	348	3289
Sistan&Baluchestan.....	1319	454	865	4722	69	4653
Fars.....	7861	5158	2703	6267	509	5758
Qazvin.....	528	418	110	694	26	668
Qom.....	1277	831	446	1998	170	1828
Kordestan.....	966	934	32	1787	216	1571
Kerman.....	3300	1723	1577	4516	336	4180
Kermanshah.....	1940	1284	656	1751	184	1567
Kohgiluyeh&Boyerahmad ..	1405	541	864	1961	142	1819
Golestan.....	5832	2615	3217	2986	88	2898
Gilan.....	3706	2453	1253	2523	430	2093
Lorestan.....	2415	1969	446	2514	397	2117
Mazandaran.....	5577	3378	2199	2400	466	1934
Markazi.....	2034	1647	387	3478	580	2898
Hormozgan.....	2598	1140	1458	1379	156	1223
Hamedan.....	1865	1545	320	4746	339	4407
Yazd.....	536	406	130	5264	291	4973

1. The statistics of year 1396 have been revised by Technical and Vocational Training Organization.

2. In the year 1397, statistics for the training courses held by the Technical and Vocational Training Organization, is included in permanent centres and urban branches.

Sources: Ministry of Cooperatives, Labour, and Social Welfare
Technical and Vocational Training Organization