

### *Introduction*

This chapter presents statistics in three sections: "Domestic trade", "Foreign trade" and "Hotels".

**1. Domestic trade.** The first survey of trade establishments was conducted in the cities of Tehran and Esfahan by the General Department of Public Statistics of the Ministry of the Interior in the years 1332 and 1336 respectively. Following the United Nations recommendations, the General Department of Trade Statistics of the Ministry of Finance of the time conducted a survey in the year 1344, the results of which were disseminated. In the year 1345, the General Department of Statistics of the Ministry of Economy of the time implemented a pilot census of wholesale establishments in Tehran, the results of which were disseminated in the year 1346. Also, the mentioned Department collected and disseminated data relating to trade establishments in 250 cities of the country through sample surveys from the year 1346 to the year 1351. In connection with the compilation of national accounts, the Central Bank of the Islamic Republic of Iran has collected trade statistics since years ago. The Statistical Centre of Iran executed two pilot sample surveys during the years 1355 and 1356, one in the city of Rasht and the other in Tehran, Zahedan, Kermanshah and Khorramshahr. In the 1355 and 1365 National Population and Housing Censuses and the 1370 Population Survey, statistics on nationwide trade establishments were collected.

In late 1366 and early 1367, a survey of establishments engaged in the sale and purchase of commodities in urban areas was executed on a

large scale by the SCI. Then, in the year 1369, statistical information on these establishments was collected in both urban and rural areas. In the year 1373, a sample survey of trade establishments (place of selling and purchasing goods) was carried out.

In addition, this chapter presents statistics for types of transactions registered in notary public and land registration offices representing some of the trade activities provided by the State Organization for Registration of Deeds and Properties.

Statistical data on urban and rural cooperatives included in the statistical yearbook have been obtained from related organizations since the years 1339 and 1342 respectively. Statistics on rural cooperatives and unions presented here are from the Central Organization of Rural Cooperatives, and statistics on other cooperatives are from the Ministry of Cooperatives.

**2. Foreign trade.** Statistics on foreign trade of Iran have continuously been produced and disseminated since the year 1279. They are annually provided by Iran Customs Administration according to data in reports of incoming and out-going commodities released from the customs houses of the country.

### **3. Hotels**

Statistics on the quality of accommodations of the country, the number of rooms and beds have been included in this Chapter which used to be collected from Iran Tourism and Touring Organization of the Ministry of Culture and Islamic Guidance till the late year 1382, but since the late-year 1382, Iran Tourism and Touring Organization merged with the Cultural Heritage

Organization of the country and formed Iran Cultural Heritage, Handcrafts and Tourism Organization” (ICHTO) from which the mentioned statistics are obtained. Presenting this kind of statistics has a long history and since the year 1342, i.e., “the establishment of Tourists Attraction Organization, the related data have been collected and included in the Iranian Statistical Yearbook since the year 1345.

### *Definitions and concepts*

**Cooperatives:** see Chapter 5. Agriculture, Forestry & Fisheries, “Definitions and Concepts”.

Cooperatives operating in different sectors are:

1. **Services cooperatives:** They refer to the companies that are registered and established to provide services in one of the service fields based on ISIC.
2. **Producers’ supply cooperatives:** They refer to the cooperatives composed of producing units, which are registered and established to meet their members' different needs.
3. **Consumers’ supply cooperatives:** These cooperatives are engaged in procuring and supplying members with different kinds of commodities and appliances required, from inside the country or from abroad, in line with public benefits and reduction of prices and costs. They include employees' consumer co-ops, workers' consumer co-ops, local consumer co-ops, public consumer co-ops, borderers' co-ops, and distributive trade guilds' co-ops.

**Cooperatives in operation:** They refer to the cooperatives which are operational and have annual financial performance and produce outputs of goods or render some services.

**Cooperative union:** It refers to a combination of at least 7 cooperatives whose field of activities is similar, and is established and registered according to the regulations and the law of the cooperative sector.

**Legal reserves of rural cooperative unions:** They refer to the twenty percent of the annual

revenues of rural cooperative companies and unions which are considered indivisible legal reserves.

**Balance of trade:** see Chapter 23, National Accounts “Definitions and concepts”.

**Imports:** They refer to purchasing, barter exchange deals, or grants of goods and services from a country to another one after customs clearance and observance of other regulations.

The following cases are not included with imports statistics:

- a. The goods which are subject to political legal exemptions included in Article 37 of the customs law approved on 30, the month of Khordad of the year 1350.
- b. Foreign transit goods, exported goods returned from foreign countries, transferred, cabotage and temporary imports.
- c. Used personal goods that are not subject to customs duties and commercial benefits.
- d. Fuel and oils for vehicles and aircraft.
- e. Used household goods of Iranians living abroad or foreign nationals which are released from the customs houses by special permits under Clause 6 of Article 37.
- f. Gifts to organizations and centres that are subject to exemptions from customs duties.
- g. Goods carried with passengers subject to Article 31.

**Exports:** They refer to sales, barter, or gifts or grants, of goods and services from a country to another one after customs clearance and observance of other regulations.

The following cases are not included in exports statistics:

- a. Temporary exports.
- b. Cabotage<sup>1</sup>.
- c. Vehicle and aircraft fuel and oils.
- d. Goods carried with passengers subject to Article 32.

Also, the following items, exported by National Iranian Oil Company and National Iranian Gas

<sup>1</sup>Is the transport of goods between two points in the same country by sea or Border Rivers probably via another country.

Company are not included in non-oil exports and follow certain regulation for export:

- a. Crude oil
- b. Natural gas
- c. Fuel oil
- d. Burning oil
- e. Gas oil
- f. Gas distillations

Until the year 1374, commodities were classified according to Brussels Tariff Nomenclature approved on 30, the month of Khordad of the year 1350 in which sub-divisions were made under general regulations of exports and imports of Iran. As of the year 1375, the previous classification was replaced with the new international classification called H.S. (Harmonized Commodity Description and Coding System) which consists of 21 sections as follows:

Section I. Live animals; animal products.

Section II. Vegetable products.

Section III. Animal or vegetable fats and oils and their cleavage products; prepared edible fats; animal or vegetable waxes.

Section IV. Prepared foodstuffs; beverages, spirits and vinegar; tobacco and manufactured tobacco substitutes.

Section V. Mineral products.

Section VI. Products of the chemical or allied industries.

Section VII. Plastics and articles thereof; rubber and articles thereof.

Section VIII. Raw hides and skins, leather, fur skins and articles thereof; saddlery and harness; travel goods, handbags and similar containers; articles of animal gut.

Section IX. Wood and articles of wood; wood charcoal; cork and articles of cork; manufactures of straw, of esparto or of other plaiting materials; basketware and wickerwork.

Section X. Pulp of wood or of other fibrous cellulosic materials; waste and scrap of paper or

paperboard; paper and paperboard and articles thereof.

Section XI. Textiles and textile articles.

Section XII. Footwear, headgear, umbrellas, sun umbrellas, walking-sticks, seat-sticks, whips, riding-crops and parts thereof; prepared feathers and articles made there with; artificial flowers; articles of human hair.

**Section XIII:** Articles of stone, plaster, cement, asbestos, mica or similar materials; ceramic products; glass and glassware.

**Section XIV:** Natural or cultured pearls, precious or semi-precious stones, precious metals, metals clad with precious metals and articles thereof; imitation jewellery; coin

**Section XV:** Base metals and articles of base metals

**Section XVI:** Machinery and mechanical appliances; electrical equipment; parts thereof; sound recorders and reproducers; television image and sound recorders and reproducers, and parts and accessories of such articles Section XVII. Vehicles, aircraft, vessels and associated transport equipment

**Section XVIII:** Optical, photographic, cinematographic, measuring, checking, precision, medical or surgical instruments and apparatus; clocks and watches; musical instruments, parts and accessories thereof.

**Section XIX:** Arms and ammunition; parts and accessories thereof

**Section XX:** Miscellaneous manufactured articles

**Section XXI:** Works of art, collectors' pieces and antiques

**Value of goods:** It refers to the value of imports and exports is determined according to C.I.F<sup>2</sup> and F.O.B<sup>3</sup> respectively.

**Dissolution:** It refers to terminating the contract by two parties whether by separate written requests from two parties denoting "I cancel the contract" or termination by a written request from

2C.I.F. (Cost, Insurance and Freight).

3. F.O.B. (Free On Board)

one party; according to Article no. 283 of Civil Law, the two parties can terminate the contract after contract with mutual consent.

**Cancellation:** It refers to terminating the contract by one party without the consent of the other party or even without notice to the other party.

**Accommodation:** It refers to a place or part of a place or a number of certain places in which a group of production factors is working under the control and supervision of a single management and accounting unit for the provision of short-stay accommodation for visitors and other travelers as well as providing services and facilities. Accommodations that all people use are called "public accommodations" and those which are confined to the members of a certain organization are called "private accommodations". Even though the second accommodation of the households, such as apartments and private villas used by the household and family members and their friends are considered as tourism capacities, they are not taken into account as accommodations.

**Class of accommodation:**

The classification of tourism facilities is based on the type and technical specifications, equipment, manpower and the quality of service provision, and the accommodations are graded as follows:

- A. Hotels are graded into 5 classes: 1-star, 2-star, 3-star, 4-star, 5-star rating,
- B. According to the decision of the Ministry of Cultural Heritage, Tourism and Handicraft, other tourism facilities are awarded grades 1, 2 and 3 and the accommodations and inns that enjoy equipment and provide services exceeding the criteria required for the approved grade are granted a privileged class.

**Apartment hotel:** It refers to a public accommodation where there is a series of apartments for the accommodation of passengers. Each apartment consists of one or two bedrooms, a small hall, a water closet and bathroom, and a small kitchen. Also, in an apartment hotel, there are

facilities like beds, furniture, T.V. set, refrigerator, etc.

**Accommodation capacity:** It refers to the grand total of rooms and beds used by travelers in every accommodation facility for a certain period of time.

**Hotel:** It refers to a type of public tourist accommodation which is classified into five categories: one- star, 2 -star, 3- star, 4 -star, and 5-star rating in view of construction, architecture, and facilities specifications. Minimal services rendered at the hotels are daily tidying up of beds and cleaning of rooms and water closets. The 3- star hotels provide special services and restaurants. Furthermore, in 4 and 5- star hotels, welfare, entertainment, sports facilities, handicraft shops and other services such as barber's, shoe repair, bank, playgrounds, swimming pools, sauna, meeting halls, and so on are provided.

**Inn:** It refers to a type of public tourist accommodation that has fewer public spaces than a hotel and is more limited in terms of providing hosting, and meeting some of the needs of people with special characteristics.

**Tourism camps:** They refer to camps consisting of public facilities in a covered area for putting up tents, caravans, trailers, and so on. All the above facilities are managed by a single management and some of the tourist's requirements (stores, information dissemination, and entertainment activities) are provided by the management.

**Tourism guesthouse:** It is a type of hotel that exists under the supervision of a single chained organization in different areas of the country. Usually, designing the area of these units is typically similar and compatible with international standards of the hotel building.

**Tourism complex:** It is an accommodation unit that was generally established beside at least one of the main tourism attractions and provides accommodation facilities for passengers in hotels, villas, and cabins. In this type of accommodation unit, services, and facilities appropriate to the type of tourism attraction are rendered to the public.

**Tourism complex:** It is a complex consisting of various services that is established and operates to benefit, and provide services to tourists and travelers in the tourist areas and regions. The tourism complex should provide various types of tourism services to tourists such as accommodation, catering, recreational, sports, health, cultural services etc. The minimal conditions and facilities required by tourism complexes are:

- 1- Public facilities including public bathrooms, prayer hall, parking lot, technical facilities, reception etc.
- 2- Hospitality facilities include g any type of space and facilities that provide the possibility of providing foods and beverages with suitable conditions for guests, including traditional restaurants, restaurants, reception hall, etc.
- 3- Accommodation facilities, including the types of facilities (installations) specified in the regulations that provide convenient accommodation for guests.
- 4- Recreational, sports and health facilities, including all types of activities and indoor or outdoor sports spaces, show hall, swimming pool, sauna and Jacuzzi, bodybuilding gym, various kinds of shops, zoo, botanical garden, game and entertainment facilities and spaces, sludge therapy, hydrotherapy etc.
- 5- Cultural and artistic facilities, including all kinds of museums and galleries, educational space, production and supply of handicrafts, souvenirs and cultural and artistic products, etc.

### *Selected information*

In the year 1399, the volume of the nation's foreign trades amounted to 9054 thousand billion rials, which increased by 96.1 percent in comparison with the preceding year. Out of the stated volume, 18 and 82 percent were related to imports and non-oil exports, respectively.

In the year 1399, about 33.7 million tons of diferent goods amounting to 1634 thousand billion rials were imported into the country via customs terminals whose value decreased by 11.7 percent in comparison with the year 1398. It should be noted that the maximum volume of imports by value at rials relates to the countries of China (25.3 percent out of total value), UAE (25.1 rcent out of total value) and Turkey (11.3 percent of the total value). Moreover, in this year, over 113.2 million tons of various kinds of non-oil goods at the value of 7420 thousand billion rials were exported abroad via customs terminals whose value increased by 62.6 percent in comparison with the preceding year. The highest volume of exports by value at rials relates to the countries of China, (25.9 percent out of total value), Iraq (21 percent out of total value) and UAE (13 percent out of total value).

In the year 1399, the number of accommodation facilities of the country was 6939 units (including 122802 rooms and 359255 beds).

**11.1. FOREIGN TRADE BALANCE****(mln USD)**

Description	Year							
	1380	1385	1390	1395	1396	1397	1398	1399
<b>Trade balance</b> .....	<b>5775</b>	<b>26035</b>	<b>67779</b>	<b>20843</b>	<b>22596</b>	<b>12983</b>	<b>7155</b>	<b>3236</b>
<b>Exports</b> .....	<b>23904</b>	<b>76055</b>	<b>145806</b>	<b>83978</b>	<b>98142</b>	<b>29336</b>	<b>59391</b>	<b>49848</b>
Oil & gas <sup>(1)</sup> .....	19339	62011	119148	55752	65818	20980	29016	21043
Non-oil .....	4565	14044	26658	28226	32324	8356	30375	28805
<b>Imports</b> .....	<b>18129</b>	<b>50020</b>	<b>78028</b>	<b>63135</b>	<b>75546</b>	<b>16353</b>	<b>52236</b>	<b>46612</b>

1. Including value of crude oil, oil products, natural gas, gas liquids and condensate (tariffs 2709, 2710 and 2711) exported by National Oil Companies, Iranian National Gas Company, National Iranian Oil Refining and Distribution Company petrochemical companies and others (customs/ non-customs).

Source: Central Bank of the Islamic Republic of Iran.

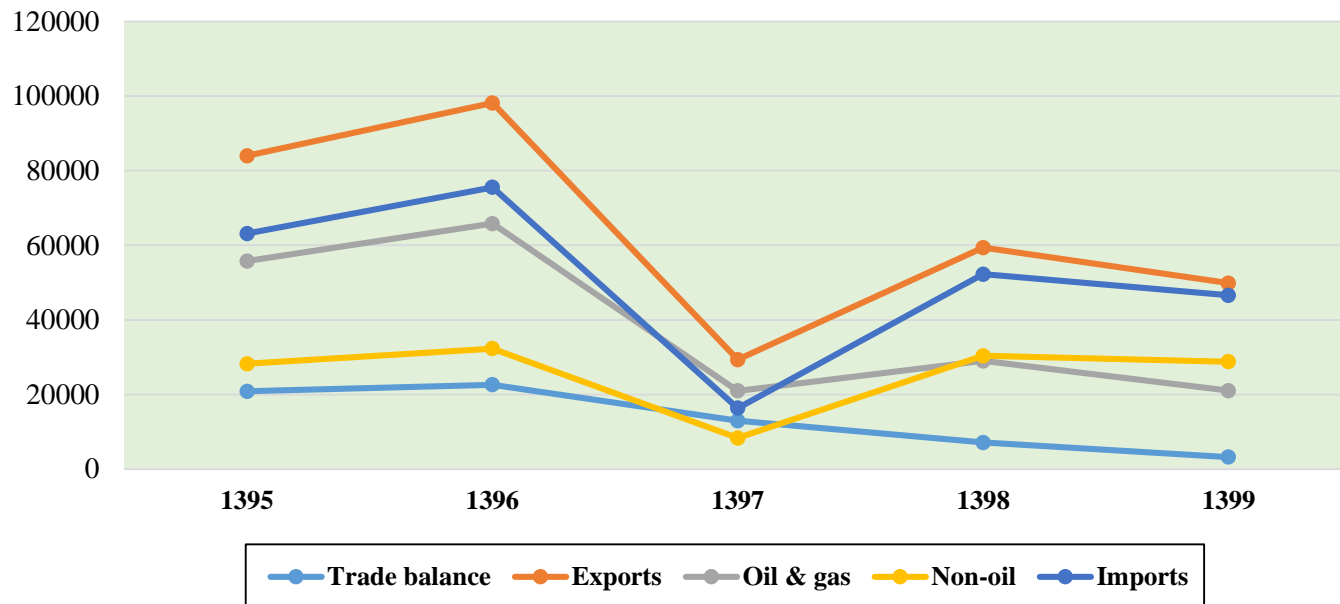
**11.2. VALUE OF FOREIGN TRADES****(bln rials)**

Year	Trade value	Imports	Non-oil exports
1380.....	38348	30935	286
1385.....	503065	383560	3412
1390.....	1044156	672746	371410
1395.....	2753082	1368597	1384485
1396.....	3469495	1849482	1620013
1397.....	4386446	1792538	2593908
1398.....	4615606	1850767	4564839
<b>1399</b> .....	<b>9054105</b>	<b>1633875</b>	<b>7420229</b>

Source: Iran Customs Administration.

### 11.1. FOREIGN TRADE BALANCE

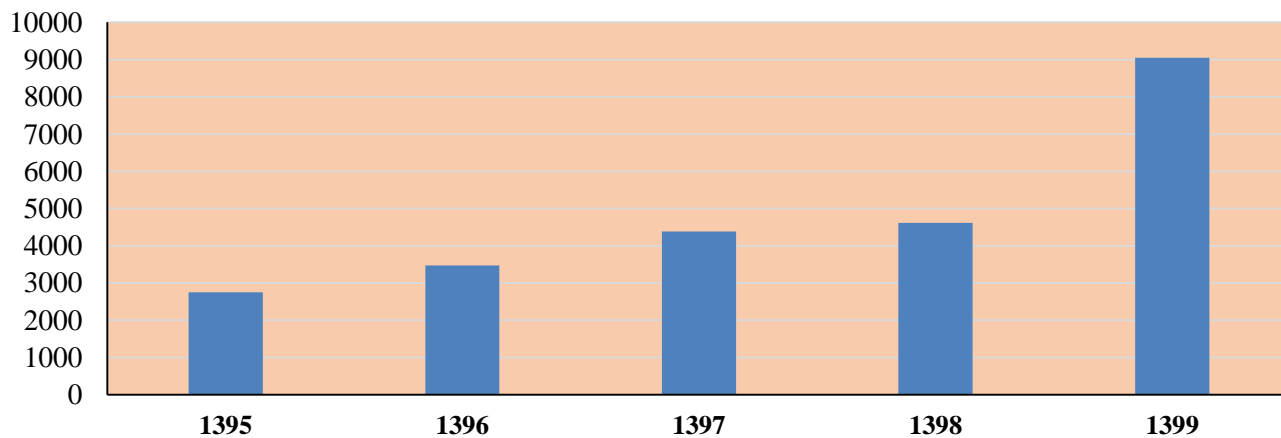
Million dollars



For data see Table 11.1.

### 11.2. VALUE OF FOREIGN TRADES

1000 bln rials



For data see Table 11.2.

**11.3. WEIGHT OF IMPORTS BY SECTIONS <sup>(1)</sup> OF CUSTOMS TARIFFS (ton)**

Description	Year			
	1380	1385	1390	1395
<b>Total <sup>(2)</sup> .....</b>	<b>27463961</b>	<b>43492007</b>	<b>38307415</b>	<b>33399490</b>
Section I. Live animals.....	48093	132376	341130	255619
Section II. Vegetable products .....	10733055	7670889	792059	13672642
Section III. Animal or vegetable fats and oils	1011343	1257161	1264113	1031806
Section IV. Prepared foodstuffs, beverages ....	1806537	3750957	3426352	2654012
Section V. Mineral products .....	3899854	11224480	5446669	2563140
Section VI. Products of the chemical or allied industries .....	1882948	4355181	1682599	1587127
Section VII. Plastics and articles thereof .....	644083	1028608	1505495	1098315
Section VIII. Raw hides and skins, leather .....	171	9530	15042	238805
Section IX. Wood and articles of wood .....	166511	774771	1450578	1772205
Section X. Pulp of wood or of other fibrous cellulosic material .....	562828	1026763	1168301	1190987
Section XI. Textiles and textile article.....	285999	493112	51265	586868
Section XII. Footwear, headgear.....	497	6700	11079	6892
Section XIII. Articles of stone, plaster.....	105268	390401	747175	274631
Section XIV. Natural or cultured pearls.....	8	4106	1991	137018
Section XV. Base metals and articles .....	5479645	9443296	10044687	4407634
Section XVI. Machinery and mechanical appliances.....	583951	1234405	1825469	1020482
Section XVII. Vehicles, aircraft.....	235110	336698	503614	372835
Section XVIII. Optical, photographic, cinematographic .....	10163	28519	38517	23777
Section XIX. Arms and ammunition; parts.....	000	000	000	5251
Section XX. Miscellaneous manufactured articles .....	6799	90192	143501	9155
Section XXI. Works of art, collectors pieces and antiques.....	0	231323	257040	83450
Not specified and not stated.....	1125	2539	839	0



**11.3. WEIGHT OF IMPORTS BY SECTIONS <sup>(1)</sup> OF CUSTOMS TARIFFS (continued) (ton)**

Description	Year			
	1396	1397	1398	1399
<b>Total <sup>(2)</sup> .....</b>	<b>38855736</b>	<b>32355759</b>	<b>35824818</b>	<b>33729542</b>
Section I. Live animals.....	296146	250290	286404	81331
Section II. Vegetable products .....	15228307	17037489	18666906	19205823
Section III. Animal or vegetable fats and oils	1382611	1316993	1627783	1302670
Section IV. Prepared foodstuffs, beverages ....	2568758	2008399	4371296	3004058
Section V. Mineral products .....	5603396	3160346	1806947	2014252
Section VI. Products of the chemical or allied industries .....	2486180	1854877	2290959	1618462
Section VII. Plastics and articles thereof .....	1154978	778842	962438	760340
Section VIII. Raw hides and skins, leather .....	4633	1463	5817	2581
Section IX. Wood and articles of wood .....	1529236	1050585	1081305	1135066
Section X. Pulp of wood or of other fibrous cellulosic material .....	1209921	968515	1406622	931738
Section XI. Textiles and textile article .....	597532	397302	553653	424313
Section XII. Footwear, headgear.....	7923	1707	623	266
Section XIII. Articles of stone, plaster.....	395916	174865	177894	165994
Section XIV. Natural or cultured pearls.....	421	82	3	3
Section XV. Base metals and articles .....	3848365	1784128	1296052	1767170
Section XVI. Machinery and mechanical appliances.....	1502617	942609	978071	995790
Section XVII. Vehicles, aircraft.....	388915	207830	148721	133581
Section XVIII. Optical, photographic, cinematographic .....	34821	22606	23284	18567
Section XIX. Arms and ammunition; parts.....	000	000	000	000
Section XX. Miscellaneous manufactured articles .....	135817	56333	43949	39817
Section XXI. Works of art, collectors pieces and antiques.....	469977	333397	93045	127340
Not specified and not stated .....	0	0	0	0

1. See the introduction of this chapter for more information on the complete title of sections.

2. The differences in the total is due to the confidentiality of a number of tariff codes.

Source: Iran Customs Administration.

**11.4. VALUE OF IMPORTS BY SECTIONS <sup>(1)</sup> OF CUSTOMS TARIFFS (mln rials)**

Description	Year			
	1380	1385	1390	1395
<b>Total <sup>(2)</sup> .....</b>	<b>30934977</b>	<b>383560445</b>	<b>672746031</b>	<b>1368597015</b>
Section I. Live animals.....	184596	2846578	14722857	27999887
Section II. Vegetable products .....	2965626	17799317	47974603	167515587
Section III. Animal or vegetable fats and oils.....	692909	6393522	17902070	28061084
Section IV. Prepared foodstuffs, beverages .	807833	17205982	26065526	55965915
Section V. Mineral products .....	1219824	51013813	44380550	34026085
Section VI. Products of the chemical or allied industries .....	3290628	32963131	54680101	147016582
Section VII. Plastics and articles thereof ....	1446012	17936096	40078352	70981971
Section VIII. Raw hides and skins, leather ..	1672	91318	325844	20992844
Section IX. Wood and articles of wood .....	99791	2188090	7541286	21228371
Section X. Pulp of wood or of other fibrous cellulosic material .....	757403	8355255	15267582	34663508
Section XI. Textiles and textile articles .....	868861	8932079	15174159	47237693
Section XII. Footwear, headgear.....	1912	113363	418890	1051868
Section XIII. Articles of stone, plaster .....	255963	3004395	6688696	8199962
Section XIV. Natural or cultured pearls .....	6300	1397396	14084636	6642587
Section XV. Base metals and articles .....	4143343	63850223	107326531	106174999
Section XVI. Machinery and mechanical appliances.....	10106004	101965729	167536886	241578488
Section XVII. Vehicles, aircraft.....	3029529	18245821	40451889	108134079
Section XVIII. Optical, photographic, cinematographic .....	905994	7958889	17076415	42523308
Section XIX. Arms and ammunition; parts..	000	000	000	2724521
Section XX. Miscellaneous manufactured articles .....	64199	1625806	4491834	4510492
Section XXI. Works of art, collectors pieces and antiques.....	0	18206558	30377855	8746085
Not specified and not stated .....	79158	1467084	179469	0

**11.4. VALUE OF IMPORTS BY SECTIONS (1) OF CUSTOMS TARIFFS (continued) (mln rials)**

Description	Year			
	1396	1397	1398	1399
<b>Total <sup>(2)</sup></b> .....	<b>1849482396</b>	<b>1792537839</b>	<b>1850767583</b>	<b>1633875313</b>
Section I. Live animals.....	40616004	49987280	54516773	14821163
Section II. Vegetable products .....	214309220	293133366	321708598	304736772
Section III. Animal or vegetable fats and oils	41114957	44796033	52618465	49397804
Section IV. Prepared foodstuffs, beverages .	62447568	61058829	97343651	74843503
Section V. Mineral products .....	97572724	73898243	27647918	27037504
Section VI. Products of the chemical or allied industries .....	200950897	227796990	265267117	221621583
Section VII. Plastics and articles thereof. ....	89990955	81381324	107930567	84808909
Section VIII. Raw hides and skins, leather ..	783050	370909	383425	182076
Section IX. Wood and articles of wood .....	22792256	16798504	15740959	15755143
Section X. Pulp of wood or of other fibrous cellulosic material .....	43534179	47207955	64029522	42709632
Section XI. Textiles and textile articles .....	53733337	46993815	64573088	49241240
Section XII. Footwear, headgear.....	1775104	479306	163065	63261
Section XIII. Articles of stone, plaster .....	19391069	13390656	15097100	16050040
Section XIV. Natural or cultured pearls.....	360958	1934706	2221326	1134783
Section XV. Base metals and articles .....	138692103	97752552	90487707	102128605
Section XVI. Machinery and mechanical appliances.....	473167595	475692464	512871393	482035375
Section XVII. Vehicles, aircraft.....	123710418	71025152	50188267	37864691
Section XVIII. Optical, photographic, cinematographic .....	62214533	61775736	65188955	54536605
Section XIX. Arms and ammunition; parts..	000	000	000	000
Section XX. Miscellaneous manufactured articles .....	18059819	10793071	8646663	7346195
Section XXI. Works of art, collectors pieces and antiques .....	140481209	114369892	32766192	47412982
Not specified and not stated .....	0	0	0	0

1. See the introduction of this chapter for more information on the complete title of sections.

2. The differences in the total is due to the confidentiality of a number of tariff codes.

Source: Iran Customs Administration.

**11.5. VALUE OF IMPORTS BY COUNTRIES OF ORIGIN****(mln rials)**

Country and region	Year							
	1380	1385	1390	1395	1396	1397	1398	1399
<b>Total .....</b>	<b>30932841</b>	<b>383560445</b>	<b>672746030</b>	<b>1368594872</b>	<b>1849482396</b>	<b>1792537839</b>	<b>1850767583</b>	<b>1633875313</b>
<b>Asia .....</b>	<b>11911950</b>	<b>202187135<sup>(1)</sup></b>	<b>485202867</b>	<b>921478502</b>	<b>1273770222</b>	<b>1192252116</b>	<b>1389820671</b>	<b>1257021138</b>
Azerbaijan .....	36586	2592380	421109	1453929	943771	884178	786155	3199259
Armenia.....	73419	252284	354880	657906	881872	968606	1713577	727403
Afghanistan .....	1297	81714	108377	676190	692328	459847	324723	174789
United Arab Emirates	2865883	85963678	214244363	199220367	336187544	272956103	376611779	409736999
Indonesia .....	161304	1579542	2038626	6288925	9025666	5518313	2388216	3290830
Iran (Free zones) .....	11714	3451047	10090841	1672825	1725426	0	2302853	1559820
Bahrain .....	126813	1173746	175111	103509	195642	35903	79082	39766
Pakistan .....	107293	1556527	2764766	11402808	13217623	14290648	17274016	7449025
Thailand .....	188912	3308731	3241646	10068976	11891588	9929756	9784049	7936838
Taiwan.....	341634	3588258	4818152	14662154	18187952	13603754	9512356	9135657
Turkmenistan .....	27977	2634362	1495025	1010552	453576	427430	898091	844412
Turkey .....	510087	8180425	36187120	85802387	109666052	110138946	211297818	184816263
China .....	1556402	25314458	80696486	337279226	451644955	431722719	473152014	413632135
Japan .....	1381727	8428326	14047947	17251889	22918555	18260381	4669281	4320588
Singapore .....	278967	3693831	19016095	12986623	32083390	37983984	22609445	24835298
Iraq .....	39835	326563	1333821	2015597	3061149	2466927	5399929	5649484
Saudi Arabia.....	388803	5490025	1524251	130054	38033	10556	0	0
Oman.....	4787	226846	5210405	3248001	7030099	16951241	7089807	18226642
Kazakhstan.....	473955	2577718	1510109	6720513	2331075	3626925	4411078	1569302
Qatar.....	16932	498872	99308	368416	804997	748146	537840	341027
Korea, Rep. of .....	1681167	17923247	51947020	108563017	126637393	85891956	32879423	24618693
Kuwait.....	19628	1546765	1011400	1699925	898685	529541	227374	309841
Malaysia.....	331922	3386312	6337870	14973329	16625770	17992842	12842293	12099493
India .....	984171	13241148	13858672	61033417	76165186	116008485	155096234	89902105
Other Asian countries	300706	5170330	12669467	22187967	30461895	30844929	37933227	32605471

**11.5. VALUE OF IMPORTS BY COUNTRIES OF ORIGIN (continued)** (mln rials)

Country and region	Year							
	1380	1385	1390	1395	1396	1397	1398	1399
<i>Africa</i> .....	<b>296259</b>	<b>2821475</b>	<b>1979059</b>	<b>5171553</b>	<b>9753214</b>	<b>6059597</b>	<b>4379404</b>	<b>4033954</b>
<i>America</i> .....	<b>3134262</b>	<b>11188289</b>	<b>10756670</b>	<b>66518654</b>	<b>46797323</b>	<b>42363400</b>	<b>42672891</b>	<b>29113007</b>
Brazil.....	1573202	7231893	6728028	37980137	23253119	20340392	23449831	14015732
Canada.....	671001	2265172	1220727	4865158	3217339	3306530	2153796	2955653
Other American countries.....	890038	1691225	2807915	23673358	20326865	18716478	17069263	12141623
<i>Europe</i> .....	<b>14752194</b>	<b>164039811</b>	<b>173165988</b>	<b>369833751</b>	<b>514130102</b>	<b>544245086</b>	<b>411674005</b>	<b>342527288</b>
Germany .....	3171029	46650431	37458779	79619742	105989416	103983136	88917385	77862661
Austria.....	418913	7349645	8815392	9229061	11494487	23335155	16439874	13698480
Spain .....	540077	3624065	5800066	10954627	15290286	17431985	11652776	10306875
Ukraine.....	194321	1291199	4507362	19788022	5505621	3415494	2112483	2362047
United Kingdom.....	1169075	13241561	1642093	12835249	37440435	43388799	45880411	43391134
Italy .....	1748140	15754902	18498723	38574890	48874840	48254591	42648917	28865004
Belgium.....	772657	6115344	7195065	12693910	23343723	16664490	11191559	7330958
Denmark.....	152265	977244	1467005	6684983	9040193	10170364	8867751	7412060
Sweden.....	662096	5250156	10623444	10512010	24329041	14402578	6517722	2718849
Switzerland.....	764188	21059385	27006408	36948240	73579158	86602225	48311245	39227386
Russian Federation.....	1603496	6507682	8541697	49048187	24753209	55125559	49431301	44949683
France.....	1946421	20144967	20001008	29935991	60695407	44833744	18346915	11939584
Netherlands .....	607213	8404440	9217464	24631528	49218825	48637825	42214647	37362734
Other European countries.....	1002303	7668791	12391482	28377312	24575460	27999141	19141013	15099831
<i>Oceania</i> .....	<b>838176</b>	<b>3323735</b>	<b>1641446</b>	<b>5592412</b>	<b>5031535</b>	<b>7617640</b>	<b>2220609</b>	<b>1179926</b>

Source: Iran Customs Administration.

**11.6. WEIGHT OF NON-OIL EXPORTS BY SECTIONS (1) OF CUSTOMS TARIFFS (ton)**

Description	Year							
	1380	1385	1390	1395	1396	1397	1398	1399
<b>Total <sup>(2)</sup> .....</b>	<b>16214099</b>	<b>27765571</b>	<b>66486911</b>	<b>129892222</b>	<b>132881762</b>	<b>117967640</b>	<b>134331205</b>	<b>113189417</b>
Section I. Live animals	55451	147544	339493	663878	576333	550882	615868	687289
Section II. Vegetable products .....	1208301	2064112	2575008	4465503	4914443	5132094	5543665	6814753
Section III. Animal or vegetable fats and oils.	67476	97913	63206	52140	55057	69189	23153	34624
Section IV. Prepared foodstuffs, beverages .	286716	847021	680680	946936	1027455	1181540	960452	1289915
Section V. Mineral products .....	9731639	14616912	43025054	93892215	91338270	75306114	87491686	63840365
Section VI. Products of the chemical or allied industries .....	2347682	4027346	12888135	14167882	14391703	14357796	16153097	17253522
Section VII. Plastics and articles thereof .....	229043	776706	2225177	3841370	4530382	4333093	4644951	5066647
Section VIII. Raw hides and skins, leather .....	24154	28095	25823	83770	21812	24009	23568	21490
Section IX. Wood and articles of wood .....	30308	101363	14459	44778	74843	109762	115227	125445
Section X. Pulp of wood or of other fibrous cellulosic material .....	10449	79276	37072	61805	176313	263644	126024	132298
Section XI. Textiles and textile articles .....	100599	131550	120067	132936	217773	265704	231966	257934
Section XII. Footwear, headgear .....	37110	21058	17548	57069	19093	31551	34247	47080
Section XIII. Articles of stone, plaster .....	403351	1271537	2042725	3763978	5017322	5816970	5604603	5977457
Section XIV. Natural or cultured pearls .....	3	9	59	669677	527	7	31	4
Section XV. Base metals and articles .....	1614641	3344913	2159150	7066956	10298138	10213663	12434248	11307081
Section XVI. Machinery and mechanical appliances	28109	110686	170967	105893	153315	186903	206618	215097
Section XVII. Vehicles, aircraft .....	22855	82788	81750	39725	37242	61260	44074	36996
Section XVIII. Optical, photographic, cinematographic .....	540	2427	785	5156	2948	4997	5116	3870
Section XIX. Arms and ammunition; parts	000	000	000	56	000	000	000	000
Section XX. Miscellaneous manufactured articles..	12671	12544	9192	847	23473	56295	66761	70629
Section XXI. Works of art, collectors apices and antiques .....	48	437	10480	17002	5259	2116	5340	1007
Not specified and not stated .....	4207	1334	81	0	0	0	0	0

1. See the introduction of this chapter for more information on the complete title of sections.

2. The differences in the total is due to the confidentiality of a number of tariff codes, of which the statistics have been deleted.

Source: Iran Customs Administration.

**11.7. VALUE OF NON-OIL EXPORTS BY SECTIONS <sup>(1)</sup> OF CUSTOMS TARIFFS (mln rials)**

Description	Year			
	1380	1385	1390	1395
<b>Total <sup>(2)</sup> .....</b>	<b>7412797</b>	<b>119505142</b>	<b>371410085</b>	<b>1384484595</b>
Section I. Live animals.....	116755	2336963	8581544	45492895
Section II. Vegetable products .....	1338050	18092044	37558569	104846944
Section III. Animal or vegetable fats and oils.....	80754	734600	1276899	2464074
Section IV. Prepared foodstuffs, beverages .	254080	4997563	13311555	45535372
Section V. Mineral products .....	1344546	25019475	115346554	595869212
Section VI. Products of the chemical or allied industries .....	763586	12959039	72151076	188616964
Section VII. Plastics and articles thereof ....	282478	8320275	37740572	174067449
Section VIII. Raw hides and skins, leather .	156956	1152979	2184262	6163991
Section IX. Wood and articles of wood .....	16798	401447	168478	1308941
Section X. Pulp of wood or of other fibrous cellulosic material .....	18709	541926	602477	1764446
Section XI. Textiles and textile articles .....	1532674	8419630	13123128	28786386
Section XII. Footwear, headgear.....	168782	780024	1628535	6959167
Section XIII. Articles of stone, plaster.....	192812	3457722	7668812	20444282
Section XIV. Natural or cultured pearls.....	2723	734829	7797501	9103990
Section XV. Base metals and articles .....	723606	22537449	35467180	134846876
Section XVI. Machinery and mechanical appliances.....	168335	3837603	10815405	16326520
Section XVII. Vehicles, aircraft.....	153253	3599532	4403517	5361755
Section XVIII. Optical, photographic, cinematographic .....	6274	120130	275279	3030233
Section XIX. Arms and ammunition; parts..	000	000	000	23981
Section XX. Miscellaneous manufactured articles .....	59450	425587	569730	137573
Section XXI. Works of art, collectors pieces and antiques.....	339	23616	646560	2345744
Not specified and not stated .....	31833	1015408	92452	0

**11.7. VALUE OF NON-OIL EXPORTS BY SECTIONS <sup>(1)</sup> OF CUSTOMS TARIFFS (continued)**  
(mln rials)

Description	Year			
	1396	1397	1398	1399
<b>Total <sup>(2)</sup> .....</b>	<b>1620012858</b>	<b>2593908237</b>	<b>4564839486</b>	<b>7420229321</b>
Section I. Live animals.....	43640931	64891366	88859171	147440004
Section II. Vegetable products .....	123272515	207909956	431183880	912834771
Section III. Animal or vegetable fats and oils.....	2683898	4848278	3020427	6645275
Section IV. Prepared foodstuffs, beverages ..	53740566	97731137	123145774	233212955
Section V. Mineral products .....	650252140	951706335	1871962960	2363482382
Section VI. Products of the chemical or allied industries .....	208231534	328957653	495889668	802243391
Section VII. Plastics and articles thereof .....	212295627	332343770	489746659	1005366909
Section VIII. Raw hides and skins, leather ..	3601474	4585299	7080271	13769860
Section IX. Wood and articles of wood .....	1767835	4204943	6880449	11462773
Section X. Pulp of wood or of other fibrous cellulosic material .....	4260554	9447872	11349913	20176777
Section XI. Textiles and textile articles .....	44231326	63451873	74076589	138299932
Section XII. Footwear, headgear.....	3231898	6924311	9286334	22231716
Section XIII. Articles of stone, plaster.....	35944495	64375013	77175684	150628600
Section XIV. Natural or cultured pearls.....	8079921	3926394	16874663	4798644
Section XV. Base metals and articles .....	179265263	347235775	718734078	1352317142
Section XVI. Machinery and mechanical appliances.....	31946253	454168132	75455945	139676504
Section XVII. Vehicles, aircraft.....	5127971	44307497	40095054	26094869
Section XVIII. Optical, photographic, cinematographic .....	4675668	2425108	2010004	3955719
Section XIX. Arms and ammunition; parts..	000	000	000	000
Section XX. Miscellaneous manufactured articles .....	2358648	8673496	17281960	32058064
Section XXI. Works of art, collectors pieces and antiques.....	1114936	530627	2541306	869834
Not specified and not stated .....	0	0	0	0

1. See the introduction of this chapter for more information on the complete title of sections.

2. The differences in the total is due to the confidentiality of a number of tariff codes, of which the statistics have been deleted.

Source: Iran Customs Administration.



**11.8. VALUE OF NON-OIL EXPORTS BY COUNTRIES OF DESTINATION** (mln rials)

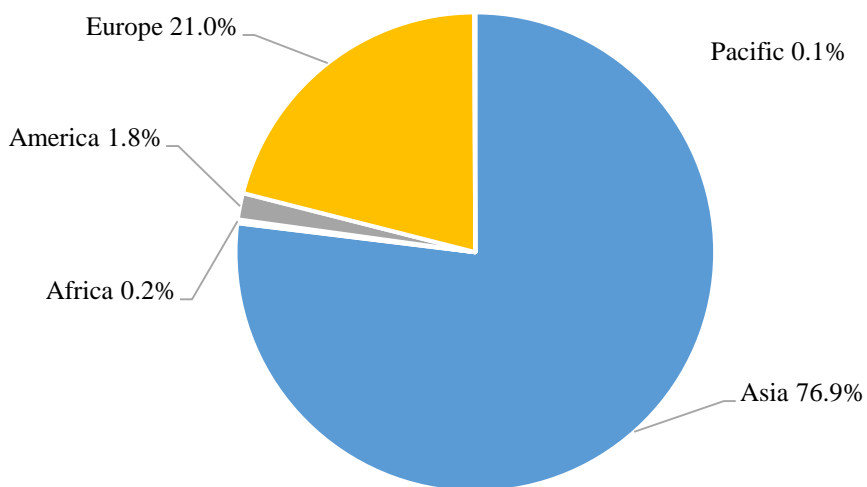
Country and region	Year							
	1380	1385	1390	1395	1396	1397	1398	1399
<b>Total</b> .....	<b>7412797</b>	<b>119505142</b>	<b>371410084</b>	<b>1384484595</b>	<b>1620012858</b>	<b>2593908237</b>	<b>4564839486</b>	<b>7420229321</b>
<b>Asia</b> .....	<b>5183961</b>	<b>94519752</b>	<b>340161441</b>	<b>1294063278</b>	<b>1514238004</b>	<b>2468588739</b>	<b>4332299117</b>	<b>6986586182</b>
Azerbaijan.....	550322	3416091	5108649	11195861	11254894	24294115	47944817	111504719
Armenia .....	92159	1369660	1169274	5529976	7196094	9269332	41006123	68409307
Afghanistan.....	91134	4740910	24132915	77197555	95583897	168065149	264083572	473662452
United Arab Emirates.....	1125223	15889150	49417822	234595214	232906142	302048433	487164069	962912426
Indonesia.....	74028	581978	12192625	5485024	22561852	47511437	101940479	146374565
Iran (Free zones)....	54434	279047	1442215	3487275	136983	0	0	0
Bahrain .....	27985	473436	94719	357118	402056	726156	1114887	1808505
Pakistan.....	152662	2863469	6877002	24964812	31760049	76929834	122021828	219751564
Thailand.....	76854	177871	1025929	12172118	25352993	37327765	70418749	107026651
Taiwan.....	93381	1157551	4802249	17419783	19943033	15255592	9965129	17200886
Turkmenistan.....	132519	1324842	5804358	17177126	14271268	23935829	32144459	30229247
Turkey.....	102175	2997931	15933968	101367211	141117118	170996769	546293794	549632088
China.....	310808	9679116	61889530	262862310	309703037	547536567	1055393917	1923768638
Japan.....	418743	6106113	5487903	35704507	14294725	11949863	2449627	3665306
Singapore.....	76475	835803	14836394	9940538	1404831	1686759	728149	71835928
Iraq.....	254764	15795594	56965747	192394746	224925543	514300025	992102861	1556821944
Saudi Arabia.....	118637	3228162	1234002	7333	22040	4647	3559	0
Oman.....	12641	575138	1107050	16892968	18873483	39223758	60388327	93483738
Kazakhstan.....	59487	667949	935072	6087770	5845140	7896457	18617864	36253744
Qatar.....	111115	822924	846736	3222720	8364681	12399767	26177533	36484899
Korea, Rep. of.....	87280	2122782	15428263	89711662	150448515	187139602	27202611	9841740
Kuwait.....	185974	2560566	1510223	5907649	8680479	14069878	20670356	32464077
Malaysia.....	27196	333206	1450189	2760732	7007384	12418278	21785013	21531677
India.....	328204	7688932	30093560	90727741	93741108	111921291	176622843	287816073
Other Asian countries.....	619761	8831531	20375046	66893529	68440659	131681436	206058539	224106010

**11.8. VALUE OF NON-OIL EXPORTS BY COUNTRIES OF DESTINATION (continued) (mln rials)**

Country and region	Year							
	1380	1385	1390	1395	1396	1397	1398	1399
<i>Africa</i> .....	<b>151068</b>	<b>2721744</b>	<b>5046761</b>	<b>18708533</b>	<b>26842290</b>	<b>37437343</b>	<b>72701554</b>	<b>129534449</b>
<i>America</i> .....	<b>275030</b>	<b>2511575</b>	<b>2540304</b>	<b>11278222</b>	<b>9470981</b>	<b>5137162</b>	<b>14295580</b>	<b>37362576</b>
Brazil .....	7070	239522	194835	3527745	1030937	765246	10993158	13146520
Canada .....	44086	336815	551207	2063403	2445112	1802463	2200594	5638931
Other American countries	223874	1935238	1794262	5687074	5994932	2569453	1101827	18577125
<i>Europe</i> .....	<b>1781373</b>	<b>19543164</b>	<b>23001674</b>	<b>58737785</b>	<b>67957554</b>	<b>81067300</b>	<b>143488735</b>	<b>261701425</b>
Germany .....	548401	3300581	4603316	10082375	12501896	14752894	22480493	49422244
Austria.....	17027	102329	164260	347057	983456	1162508	940422	2353259
Spain .....	136899	1476059	1920549	7581894	5729252	7200792	13161694	15123263
Ukraine .....	249856	633129	679607	895301	1022669	1922985	4260078	11059250
United Kingdom.....	46530	712599	407165	1298257	1689505	1534343	1916603	2795122
Italy .....	336127	5933385	2742345	14340200	14610311	13082654	23274889	28399029
Belgium.....	49110	1672380	3073293	2820288	4177741	3226391	2468984	5124836
Denmark.....	15961	86721	178334	279480	426372	431462	381206	757953
Sweden .....	15675	115798	327049	445552	643571	807947	1077430	2264934
Switzerland .....	44027	183811	238452	772334	3135202	359439	385377	931721
Russian Federation .....	103424	2657361	4101396	6902032	10206275	17979743	52030140	106866666
France .....	104014	580791	674223	1191253	1340837	1441740	1484585	1920878
Netherlands .....	22764	947485	2342157	4072794	2785248	2223307	2564252	4814028
Other European countries	91558	1140734	1549528	7708968	8705219	14941095	17062575	29868244
<i>Oceania</i> .....	<b>21364</b>	<b>208906</b>	<b>659904</b>	<b>1696779</b>	<b>1504029</b>	<b>1677693</b>	<b>2054498</b>	<b>5044690</b>

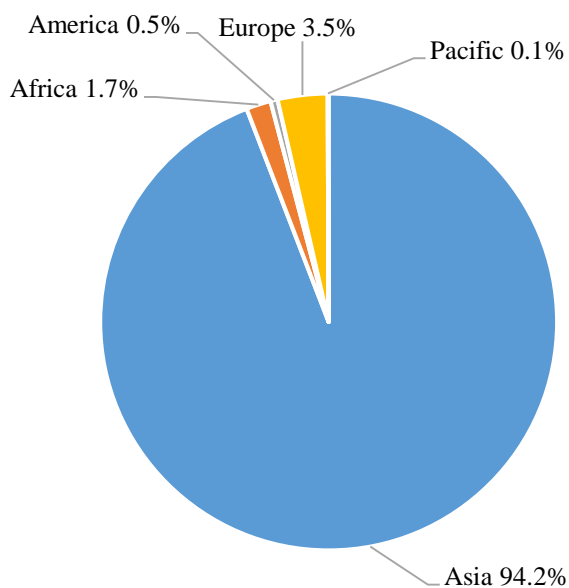
Source: Iran Customs Administration.

**11.3. SHARE OF IMPORTS VALUE BY CONTINENTS OF ORIGIN, THE YEAR 1399**



For data see Table 11.5.

**11.4. SHARE OF NON-OIL EXPORTS VALUE BY CONTINENTS OF DESTINATION, THE YEAR 1399**



For data see Table 11.8.

**11.9. WEIGHT AND VALUE OF IMPORTS AND EXPORTS BY SECTIONS AND CHAPTERS OF CUSTOMS TARIFFS <sup>(1)</sup>, THE YEAR 1399**  
(ton- mln rials)

Section and chapter <sup>(2)</sup>	Imports		Non-oil exports	
	Weight	Value	Weight	Value
<b>Total<sup>(3)</sup> .....</b>	<b>33729542</b>	<b>1633875313</b>	<b>113189417</b>	<b>7420229321</b>
<b>SECTION I. Live animals.....</b>	<b>81331</b>	<b>14821163</b>	<b>687289</b>	<b>147440004</b>
1. Live animals .....	3545	1315508	1571	1161878
2. Meat and edible meat offal.....	36037	6867618	77757	14765311
3. Fish, crustaceans and molluscs and other aquatic invertebrates	19298	1772918	104389	39640010
4. Dairy products; birds' eggs; natural honey; edible products of animal origin, not elsewhere specified or included.....	21413	4743257	497600	80926576
5. Products of animal origin, not elsewhere specified or included	1037	121863	5972	10946229
<b>SECTION II. Vegetable products.....</b>	<b>19205823</b>	<b>304736772</b>	<b>6814753</b>	<b>912834771</b>
6. Live trees and other plants; bulbs, roots and the like; cut flowers and ornamental foliage .....	775	200072	13484	5502531
7. Edible vegetables and certain roots and tubers .....	185959	6642419	3328077	197360097
8. Edible fruit and nuts; peel of citrus fruit or melons .....	412810	12255227	3245523	637203636
9. Coffee, tea, mate and spices .....	118909	18842580	53195	53707791
10. Cereals.....	16076027	203296835	3653	1041507
11. Products of the milling industry; malt; starches; inulin; wheat gluten .....	7167	254791	78879	5084585
12. Oil seeds and oleaginous fruits; miscellaneous grains, seeds and fruit, industrial or medicinal plants; straw and fodder .....	2394319	61170126	12945	3471372
13. Lac; gums, resins and other vegetable saps and extracts .....	3176	1970294	15741	6042839
14. Vegetable plaiting materials; vegetable products not elsewhere specified or included .....	6681	104429	63257	3420412
<b>SECTION III. Animal or vegetable fats and oils .....</b>	<b>1302670</b>	<b>49397804</b>	<b>34624</b>	<b>6645275</b>
15. Animal and vegetable fats and oils and their cleavage products; prepared edible fats; animal or vegetable waxes.....	1302670	49397804	34624	6645275
<b>SECTION IV. Prepared foodstuffs, beverages.....</b>	<b>3004058</b>	<b>74843503</b>	<b>1289915</b>	<b>233212955</b>
16. Preparations of meat, of fish or of crustaceans, molluscs or of other aquatic invertebrates .....	0	0	12047	4542329
17. Sugars and sugar confectionery .....	1032528	16586164	170666	34528220
18. Cocoa and cocoa preparations .....	28574	3973483	16605	11748095
19. Preparations' of cereals, flour, starch; or milk pastry cookies and products .....	5540	513971	429121	67381480
20. Preparations of vegetables, fruit, or other parts of plants....	26790	1608369	482433	82949478
21. Miscellaneous edible preparations .....	29436	6638492	81496	22629902
22. Beverages, spirits and vinegar .....	11342	762541	32336	2780224
23. Residues and waste from the food industries; prepared animal fodder .....	1837120	35103542	61435	4751016
24. Tobacco .....	32727	9656940	3776	1902211

**11.9. WEIGHT AND VALUE OF IMPORTS AND EXPORTS BY SECTIONS AND CHAPTERS  
OF CUSTOMS TARIFFS <sup>(1)</sup>, THE YEAR 1399 (continued) (ton; mln rials)**

Section and chapter <sup>(2)</sup>	Imports		Non-oil exports	
	Weight	Value	Weight	Value
<b>SECTION V. Mineral products</b> .....	<b>2014252</b>	<b>27037504</b>	<b>63840365</b>	<b>2363482382</b>
25. Salt; sulphur; earths and stone; plastering materials, lime and cement .....	395566	4590394	23642563	107453569
26. Ores, slag and ash.....	147496	3240271	3561663	62267600
27. Mineral fuels, mineral oils and products of their distillation; bituminous substances; mineral waxes .....	1471190	19206839	000	000
<b>SECTION VI. Products of the chemical</b> .....	<b>1618462</b>	<b>221621583</b>	<b>17253522</b>	<b>802243391</b>
28. Inorganic chemicals; organic or inorganic compounds of precious metals, of rare-earth metals, of radioactive elements or of isotopes .....	527153	20114788	1859727	54012223
29. Organic chemicals .....	379662	64429302	10971127	504843842
30. Pharmaceutical products .....	10494	52076879	2899	20812667
31. Fertilizers .....	253811	6492444	3898194	149692774
32. Tanning or dyeing extracts; tannins and their derivatives; dyes, pigments and other colouring matter; paints and varnishes; putty and other mastics; inks .....	90310	14809537	41456	14388608
33. Essential oils and resinoids; perfumery, cosmetic or toilet preparations .....	16069	9397394	27181	5561167
34. Soap, organic surface-active agents, washing preparations, lubricating preparations, artificial waxes, prepared waxes, polishing or scouring preparations, candles and similar articles, modelling pastes, "dental waxes" and dental preparations with a basis of plaster .....	40809	4300360	316500	26943727
35. Albuminoidal substances; modified starches, glues, enzymes.....	34470	6223074	17766	5692939
36. Propellant powder, explosives; pyrotechnic products; matches; pyrophoric alloys <sup>(3)</sup> .....	000	000	000	000
37. Photographic or cinematographic goods .....	4159	2294963	1	785
38. Miscellaneous chemical products .....	261525	41482633	114544	19770954
<b>SECTION VII. Plastics and articles thereof</b> .....	<b>760340</b>	<b>84808909</b>	<b>5066647</b>	<b>1005366909</b>
39. Plastics and articles thereof.....	471317	48738241	5013783	990636953
40. Rubber and articles thereof .....	289022	36070668	52864	14729956
<b>SECTION VIII. Raw hides and skins, leather</b> .....	<b>2581</b>	<b>182076</b>	<b>21490</b>	<b>13769860</b>
41. Raw hides and skins (other than fur skins) and.....	2581	181599	17858	10602119
42. Articles of leather; saddlery and harness; travel goods, handbags and similar containers; articles of animal gut (other than silk-worm gut).....	0	477	3630	3165228
43. Fur skins and artificial fur; manufactures thereof .....	0	0	3	2513
<b>SECTION IX. Wood and articles of wood</b> .....	<b>1135066</b>	<b>15755143</b>	<b>125445</b>	<b>11462773</b>
44. Wood and articles of wood; wood charcoal .....	1134882	15723943	124657	11131523
45. Cork and articles of cork .....	183	31046	0	0
46. Manufactures of straw, of esparto and of other plaiting .....	1	154	788	331250
<b>SECTION X. Pulp of wood or of other fibrous cellulosic material</b> .....	<b>931738</b>	<b>42709632</b>	<b>132298</b>	<b>20176777</b>
47. Pulp of wood or of other fibrous cellulosic material waste and scrap of paper or paperboard .....	307705	8312939	1202	174904
48. Paper and paperboard; articles of paper pulp, of paper or of paperboard.....	622989	34197350	124842	16413396
49. Printed books, newspapers, pictures and other products of the printing industry; manuscripts, typescripts and plans .....	1045	199342	6254	3588477

**11.9. WEIGHT AND VALUE OF IMPORTS AND EXPORTS BY SECTIONS AND CHAPTERS  
OF CUSTOMS TARIFFS <sup>(1)</sup>, THE YEAR 1399 (continued) (ton- mln rials)**

Section and chapter <sup>(2)</sup>	Imports		Non-oil exports	
	Weight	Value	Weight	Value
<b>SECTION XI. Textiles and textile articles .....</b>	<b>424313</b>	<b>49241240</b>	<b>257934</b>	<b>138299932</b>
50. Silk .....	325	494219	21	25335
51. Wool, fine or coarse animal hair; horsehair yarn and woven fabric .....	3030	923923	2470	690818
52. Cotton.....	83672	7530260	347	169142
53. Other vegetable textile fibres; paper yarn and woven fabrics of paper yarn .....	32163	1851299	30	19771
54. Man-made filaments .....	79182	12395930	8994	4770968
55. Man-made staple fibres .....	181263	16120663	46295	11742228
56. Wadding, felt and nonwovens; special yarns; twine, cordage, ropes and cables and articles thereof.....	11303	2527439	21102	6542884
57. Carpets and other textile floor coverings .....	63	7969	99808	68829966
58. Special woven fabrics; tufted textile fabrics; lace; tapestries; trimmings; embroidery .....	4020	724096	2617	1848328
59. Impregnated, coated, covered or laminated textile fabrics; textile articles of a kind suitable for industrial use.....	24207	4470102	2215	1169773
60. Knitted or crocheted fabrics .....	4766	1081972	295	282322
61. Articles of apparel and clothing accessories, knitted or crocheted.....	1	4617	10958	16145542
62. Articles of apparel and clothing accessories, not knitted or crocheted.....	129	389929	6857	8176747
63. Other made up textile articles; sets; worn clothing and worn textile articles; rags .....	190	718823	55925	17886108
<b>SECTION XII. Footwear, headgear .....</b>	<b>266</b>	<b>63261</b>	<b>47080</b>	<b>22231716</b>
64. Footwear, gaiters and the like; parts of such articles .....	209	42523	46252	21872520
65. Headgear and parts thereof.....	48	19510	114	104271
66. Umbrellas, sun umbrellas, walking-sticks, seat-sticks, whips, riding-crops and parts thereof .....	0	0	20	9665
67. Prepared feathers and down and articles made of feathers or of down; artificial flowers; articles of human hair.....	9	1228	694	245259
<b>SECTION XIII. Articles of stone, plaster .....</b>	<b>165994</b>	<b>16050040</b>	<b>5977457</b>	<b>150628600</b>
68. Articles of stone, plaster, cement, asbestos, mica or similar materials .....	28666	3797533	1035750	32037070
69. Ceramic products .....	49535	7153828	4030066	64549788
70. Glass and glassware .....	87792	5098679	911641	54041742
<b>SECTION XIV. Natural or cultured pearls .....</b>	<b>3</b>	<b>1134783</b>	<b>4</b>	<b>4798644</b>
71. Natural or cultured pearls, precious or semi- precious stones, precious metals, metals clad with precious metal and articles thereof; imitation jewellery; coin.....	3	1134783	4	4798644
<b>SECTION XV. Base metals and articles .....</b>	<b>1767170</b>	<b>102128605</b>	<b>11307081</b>	<b>1352317142</b>
72. Iron and steel.....	1218464	58788336	10490689	934281682
73. Articles of iron or steel .....	306525	18385531	311024	64286092
74. Copper and articles thereof .....	2948	912548	140760	183331209

**11.9. WEIGHT AND VALUE OF IMPORTS AND EXPORTS BY SECTIONS AND CHAPTERS  
OF CUSTOMS TARIFFS <sup>(1)</sup>, THE YEAR 1399 (continued) (ton- mln rials)**

Section and chapter <sup>(2)</sup>	Imports		Non-oil exports	
	Weight	Value	Weight	Value
75. Nickel and articles thereof .....	2557	1728463	51	30970
76. Aluminum and articles thereof .....	187538	12519148	184244	80928607
78. Lead and articles thereof .....	115	20742	28357	12086713
79. Zinc and articles thereof.....	366	62848	136954	72500956
80. Tin and articles thereof.....	1377	1155317	0	0
81. Other base metals; cermet; articles thereof.....	2264	675953	345	115858
82. Tools, implements; cutlery, spoons and forks of base metal; parts thereof .....	10789	3157158	553	201143
83. Miscellaneous articles of base metal.....	34227	4722560	14104	4553912
<b>SECTION XVI. Machinery and mechanical appliances.....</b>	<b>995790</b>	<b>482035375</b>	<b>215097</b>	<b>139676504</b>
84. Nuclear reactors, boilers, machinery and mechanical appliances; parts thereof .....	647010	247896949	157297	103278334
85. Electrical machinery and equipment and parts thereof; sound recorders and reproducers, television image and sound recorders and reproducers, and parts and accessories of such articles.....	348780	234138426	57800	36398170
<b>SECTION XVII. road vehicles and <sup>(3)</sup> .....</b>	<b>133581</b>	<b>37864691</b>	<b>36996</b>	<b>26094869</b>
86. Railway or tramway locomotives, rolling-stock and parts thereof; railway or tramway track fixtures and fittings and parts mechanical (including electro-mechanical) traffic signalling equipment of all kinds.....	17477	6740847	2037	471285
87. Vehicles other than railway or tramway rolling - stock, and parts and accessories thereof.....	113970	30135729	34942	25605070
88. Aircraft, spacecraft, and parts thereof <sup>(3)</sup> .....	000	000	000	000
89. Ships, boats and floating structures.....	1226	543812	18	18513
<b>SECTION XVIII. Optical, photographic, cinematographic. ....</b>	<b>18567</b>	<b>54536605</b>	<b>3870</b>	<b>3955719</b>
90. Optical, photographic, cinematographic, measuring, checking, precision, medical or surgical instruments and apparatus; parts and thereof accessories.....	17955	53980083	835	2349812
91. Clocks and watches and parts thereof .....	511	522445	2859	1467629
92. Musical instruments; parts and accessories of such articles..	101	34077	176	138277
<b>SECTION XIX. Arms and ammunition; parts<sup>(3)</sup> .....</b>	<b>000</b>	<b>000</b>	<b>000</b>	<b>000</b>
93. Arms and ammunition; parts and accessories thereof <sup>(3)</sup> .....	000	000	000	000
<b>SECTION XX. Miscellaneous manufactured articles .....</b>	<b>39817</b>	<b>7346195</b>	<b>70629</b>	<b>32058064</b>
94. Furniture; bedding, mattresses, mattress supports, cushions and similar stuffed furnishings; lamps and lighting fittings, not elsewhere specified or included; illuminated signs, illuminated name plates and the like; prefabricated buildings .....	22399	3945815	46218	22090548
95. Toys, games and sports requisites; parts and accessories, thereof .....	9226	1733608	16635	6470150
96. Miscellaneous manufactured articles .....	8191	1666772	7777	3497366
<b>SECTION XXI. Works of art, collectors pieces and antiques..</b>	<b>127340</b>	<b>47412982</b>	<b>1007</b>	<b>869834</b>
97. Works of art, collectors' pieces and antiques .....	000	0	29	30531
98. Unassembled C.K.D. articles of road construction machinery, cars and other machinery .....	127340	47412982	978	839303
Not specified and not stated.....	0	0	0	0

1. See introduction of this chapter for more information on the complete title of sections.

2. Section 15 of chapter 77 has been designed for future Customs Administration needs and lacks information.

3. The differences in the total is due to the confidentiality of a number of customs tariffs.

Source: Iran Customs Administration.

### 11.10. TRANSACTIONS REGISTERED IN NOTARY PUBLICS AND LAND REGISTRATION OFFICES BY OSTAN AT THE END OF THE YEAR 1399

Ostan	Total transactions	Sale		Revocable immovable transaction with retrievable right	Letter of attorney			
		Movable	Immovable		Total	Sale of estates	Vehicle sale	Other
<b>Total.....</b>	<b>17849525</b>	<b>3250425</b>	<b>1594210</b>	<b>742</b>	<b>8634125</b>	<b>832021</b>	<b>4292171</b>	<b>3509933</b>
East Azarbayejan.....	895329	182998	68643	1	403732	44721	223031	135980
West Azarbayejan .....	637224	159872	49221	6	283972	19402	182458	82112
Ardebil .....	309306	61303	27549	3	148774	13950	78343	56481
Esfahan.....	1112188	206202	125088	50	534744	54175	295345	185224
Alborz .....	692645	133022	69123	1	372306	30569	215408	126329
Ilam. ....	90863	10332	8793	31	35414	3932	16689	14793
Bushehr. ....	228356	16580	24672	0	100765	13708	33297	53760
Tehran.....	4330221	861565	378780	85	2329317	213472	1116218	999627
Chaharmahal&Bakhtiyari	159504	32513	11361	10	68720	5953	34630	28137
South Khorasan.....	103272	17399	10352	11	38026	5679	15383	16964
Khorasan-e- Razavi .....	1378940	293797	99125	5	645123	65905	319155	260063
North Khorasan .....	126208	29211	14210	4	49616	4465	26641	18510
Khuzestan.....	866963	83898	80815	120	373326	57854	140625	174847
Zanjan .....	186859	41598	20557	0	77889	8578	46741	22570
Semnan.....	158802	28772	23779	18	63237	7637	32040	23560
Sistan&Baluchestan .....	246917	31635	15727	0	114617	13418	49247	51952
Fars .....	991985	131024	89319	0	483628	45331	221271	217026
Qazvin .....	283849	60725	27144	2	132795	14695	77517	40583
Qom.....	287607	45719	23316	0	161027	16904	82014	62109
Kordestan .....	351796	76938	24140	6	140420	17020	67223	56177
Kerman .....	507135	72205	36464	6	232455	24754	96361	111340
Kermanshah .....	407510	76224	26538	20	184969	14570	98610	71789
Kohgiluyeh&Boyerahmad	129991	7501	9949	157	67632	7996	13435	46201
Golestan .....	300804	57201	29189	12	139830	11093	79980	48757
Gilan .....	702563	111635	64258	0	315303	26923	164895	123485
Lorestan .....	261977	37716	20890	86	124605	11545	47687	65373
Mazandaran.....	882554	163423	109074	54	425707	29560	244797	151350
Markazi .....	320051	57549	29143	2	168735	10697	63532	94506
Hormozgan.....	295915	41064	21799	0	145867	12379	62535	70953
Hamedan .....	308738	74501	23766	25	131991	10810	81700	39481
Yazd .....	293453	46303	31426	27	139583	14326	65363	59894



**11.10. TRANSACTIONS REGISTERED IN NOTARY PUBLICS AND LAND REGISTRATION OFFICES BY OSTAN AT THE END OF THE YEAR 1399 (continued)**

Ostan	Peace pact	Pawn	Rental	Estate distribution letter	Cancellation	Confession certificate	Warranty	Letter of satisfaction	Other
<b>Total.....</b>	<b>206976</b>	<b>494554</b>	<b>129553</b>	<b>14709</b>	<b>5995</b>	<b>810752</b>	<b>2041340</b>	<b>565727</b>	<b>100417</b>
East Azarbayejan.....	14444	26997	2781	467	436	30971	113260	43806	6793
West Azarbayejan .....	6780	11306	3042	161	283	14648	83255	21833	2845
Ardebil .....	3443	10327	2079	204	112	6948	33699	14149	716
Esfahan.....	14418	25266	5660	1048	478	45608	98852	48654	6120
Alborz .....	5078	17654	1086	503	114	23986	49709	17932	2131
Ilam .....	187	4256	306	52	36	4748	21854	4264	590
Bushehr .....	1157	7248	2013	88	263	26726	37394	8205	3245
Tehran .....	51321	129881	16867	5828	838	190165	261376	93002	11196
Chaharmahal& Bakhtiyari	3994	4226	911	146	95	8492	21971	5167	1898
South Khorasan .....	717	3264	880	150	22	4553	23982	3232	684
Khorasan-e- Razavi .....	11812	29035	36943	733	253	69671	146158	35853	10432
North Khorasan .....	1152	5345	1440	123	120	3986	14572	4267	2162
Khuzestan.....	2516	25743	3905	400	179	87156	167825	35685	5395
Zanjan .....	1198	6122	3221	188	86	7229	22134	5052	1585
Semnan.....	3248	7251	3674	219	226	6452	15705	5317	904
Sistan & Baluchestan..	1219	3294	606	56	19	9444	63101	6447	752
Fars.....	8420	32597	7184	576	345	53406	140086	36870	8530
Qazvin .....	7352	10416	3344	399	122	10243	22046	8242	1019
Qom.....	2555	5941	1284	232	145	10681	27409	7949	1349
Kordestan .....	2085	5383	1267	134	127	20172	64223	14875	2026
Kerman.....	3615	10882	7918	315	180	17174	104729	18159	3033
Kermanshah .....	1241	8313	3384	94	97	18750	69733	14132	4015
Kohgiluyeh&Boyerahmad	468	4130	231	21	30	6595	27659	4855	763
Golestan .....	3593	10683	2064	267	89	16370	30799	7952	2755
Gilan.....	27862	23950	3405	626	236	33158	89883	30757	1490
Lorestan .....	1100	6619	3269	127	173	14873	40285	10583	1651
Mazandaran .....	10749	25320	1708	762	325	31220	85108	19470	9634
Markazi .....	2404	9118	1480	318	141	9018	31446	9152	1545
Hormozgan .....	8327	8130	685	84	57	10579	47671	10067	1585
Hamedan .....	2391	11036	4111	202	84	10730	37835	10666	1400
Yazd .....	2130	4821	2805	186	284	7000	47581	9133	2174

Source: Real Estate Registration Organization of Iran.

**11.11. GENERAL CHARACTERISTICS OF COOPERATIVES SUPPLYING PRODUCERS  
REQUIREMENTS BY OSPAN AT THE END OF THE YEAR**

Description	Number	Members	Employees	Capital (mln rials)
<i>Registered cooperatives<sup>(1)</sup></i>				
1380.....	2766	355354	29765	709888
1385.....	3716	391953	41393	920201
1390.....	3848	242770	48463	779252
1395.....	4011	411520	60035	4265606
1396.....	4074	424040	61220	4420859
1397.....	3788	411125	57815	1361746
1398.....	3908	410601	60865	21497914
<b>1399.....</b>	<b>1534</b>	<b>000</b>	<b>38555</b>	<b>000</b>
<i>Cooperatives under establishment</i>				
1380.....	95	3197	766	12337
1385.....	353	8857	2984	23870
1390.....	23	633	439	475
1395.....	4	49	36	1621
1396.....	7	77	57	7069
1397.....	1	43	43	22
1398.....	0	0	0	0
<b>1399.....</b>	<b>39</b>	<b>000</b>	<b>1709</b>	<b>000</b>
<i>Cooperatives in operation</i>				
1380.....	1489	274212	20666	518062
1385.....	2084	299904	28186	713873
1390.....	1838	230784	25230	531565
1395.....	1523	240196	35693	4152462
1396.....	1515	248968	36383	4290075
1397.....	1433	244904	35297	1246231
1398.....	1552	246134	39020	21382506
<b>1399.....</b>	<b>1495</b>	<b>244298</b>	<b>36846</b>	<b>21365120</b>

**11.11. GENERAL CHARACTERISTICS OF COOPERATIVES SUPPLYING PRODUCERS  
REQUIREMENTS BY OSTAN AT THE END OF THE YEAR (continued)**

Description	Number	Members	Employees	Capital (mln rials)
East Azarbayejan.....	104	11852	1882	41163
West Azarbayejan .....	37	3547	803	12364
Ardebil .....	18	537	277	1378
Esfahan .....	134	25220	7149	249489
Alborz .....	10	428	1011	7956
Ilam .....	18	233	125	9090
Bushehr .....	45	5041	1216	27255
Tehran .....	170	25881	7602	14351399
Chaharmahal & Bakhtiari .....	16	675	339	839
South Khorasan .....	29	6103	285	13649
Khorasan-e-Razavi.....	124	18307	1233	92325
North Khorasan .....	19	2117	94	698
Khuzestan.....	45	3787	900	69482
Zanjan .....	13	932	389	4791
Semnan.....	35	2965	662	33826
Sistan & Baluchestan .....	74	7110	2028	5934
Fars.....	85	9406	918	13077
Qazvin .....	16	2127	156	30533
Qom .....	14	1234	77	42539
Kordestan .....	37	3278	284	2221
Kerman.....	56	74476	890	8332
Kermanshah .....	38	1629	1624	646
Kohgiluyeh & Boyerahmad .....	2	67	67	109
Golestan .....	25	6222	1229	15155
Gilan.....	41	3370	658	6015285
Lorestan.....	13	349	107	1849
Mazandaran.....	138	11058	1921	48471
Markazi .....	26	1297	116	5269
Hormozgan.....	42	4317	1552	5518
Hamedan .....	19	2877	169	7630
Yazd .....	52	7856	1083	246850

1. Excluding out of operation cooperatives as of the year 1399.

Source: Ministry of Cooperatives, Labor and Social Welfare.

**11.12. GENERAL CHARACTERISTICS OF COOPERATIVES SUPPLYING CONSUMERS  
REQUIREMENTS BY OSTATAT THE END OF THE YEAR**

Description	Number	Members	Employees	Capital (mln rials)
<i>Registered cooperatives<sup>(1)</sup></i>				
1380.....	9647	7453537	94861	7642911
1385.....	10486	7837758	100013	7769099
1390.....	11112	8576540	150938	11359527
1395.....	11203	7840083	209573	15212601
1396.....	11206	7544510	243141	27873039
1397.....	9176	8309012	247804	21560311
1398.....	9195	7524731	252781	18181956
<b>1399.....</b>	<b>4096</b>	<b>000</b>	<b>217040</b>	<b>000</b>
<i>Cooperatives under establishment</i>				
1380.....	33	10208	399	5183
1385.....	150	26299	1108	11817
1390.....	18	1753	209	630
1395.....	3	21	23	41
1396.....	000	000	000	000
1397.....	000	000	000	000
1398.....	000	000	000	000
<b>1399.....</b>	<b>9</b>	<b>000</b>	<b>67</b>	<b>000</b>
<i>Cooperatives in operation</i>				
1380.....	5794	6052015	85109	15397452
1385.....	6421	6425123	89620	15511013
1390.....	5824	5987973	124309	8531379
1395.....	4803	5358252	174679	14656412
1396.....	4599	4980404	202966	27250213
1397.....	4105	5778337	210398	20977262
1398.....	4092	4992149	215882	17579778
<b>1399.....</b>	<b>4087</b>	<b>4990841</b>	<b>216973</b>	<b>17578695</b>

**11.12. GENERAL CHARACTERISTICS OF COOPERATIVES SUPPLYING CONSUMERS  
REQUIREMENTS BY OSPAN AT THE END OF THE YEAR (continued)**

Description	Number	Members	Employees	Capital (mln rials)
East Azarbayejan.....	217	213033	13730	542383
West Azarbayejan .....	104	158961	1016	384191
Ardebil .....	59	50648	212	17455
Esfahan.....	218	290187	4591	1501324
Alborz .....	43	44971	150	15337
Ilam .....	36	70541	1118	8382
Bushehr .....	54	273837	277	10409
Tehran .....	1248	1111566	139271	10625282
Chaharmahal & Bakhtiari .....	29	4907	636	9769
South Khorasan .....	51	68421	203	19257
Khorasan-e-Razavi.....	253	445324	5255	363754
North Khorasan .....	43	57364	185	11725
Khuzestan.....	110	470072	3671	361830
Zanjan .....	35	29187	119	20545
Semnan.....	47	39357	247	42097
Sistan & Baluchestan .....	164	130321	2372	744268
Fars.....	172	236072	4342	79206
Qazvin .....	44	43842	551	39197
Qom.....	39	38600	1524	31671
Kordestan .....	80	96610	259	44872
Kerman.....	157	115871	2452	40395
Kermanshah .....	104	200102	11132	24271
Kohgiluyeh & Boyerahmad .....	37	17557	634	4824
Golestan .....	78	107080	1409	1573975
Gilan.....	120	120066	1035	651419
Lorestan.....	51	19208	1580	6336
Mazandaran .....	187	116903	4656	132164
Markazi .....	79	55506	593	21694
Hormozgan.....	85	262176	12767	33863
Hamedan .....	43	53661	428	139349
Yazd .....	100	48890	558	77450

1. Excluding out of operation cooperatives as of the year 1399.

Source: Ministry of Cooperatives, Labor and Social Welfare.

**11.13. GENERAL CHARACTERISTICS OF SERVICES COOPERATIVES BY OSTAN AT THE END OF THE YEAR**

Description	Number	Members	Employees	Capital (mln rials)
<i>Registered cooperatives<sup>(1)</sup></i>				
1380.....	16721	339405	171622	1391322
1385.....	22644	513914	256017	1620357
1390.....	44651	688242	469056	16777980
1395.....	54012	922883	624257	13656381
1396.....	55287	927935	639684	14289060
1397.....	56678	1012890	656432	13820205
1398.....	57951	1035234	674973	24337530
<b>1399.....</b>	<b>26948</b>	<b>000</b>	<b>348473</b>	<b>22681514</b>
<i>Cooperatives under establishment</i>				
1380.....	455	10717	3779	31872
1385.....	4630	58858	69699	333663
1390.....	6158	69472	60304	290195
1395.....	7424	114612	101423	1909420
1396.....	7083	110392	97961	1883985
1397.....	7387	118688	100168	2213574
1398.....	8000	128613	112108	2325952
<b>1399.....</b>	<b>8601</b>	<b>000</b>	<b>114925</b>	<b>2322986</b>
<i>Cooperatives in operation</i>				
1380.....	4349	155084	61560	622878
1385.....	12027	374932	139311	1038594
1390.....	21144	470775	216980	10174499
1395.....	19073	466351	235882	10444322
1396.....	18674	450687	237073	10987581
1397.....	18426	511201	236723	10043258
1398.....	18379	514267	234447	20369802
<b>1399.....</b>	<b>18347</b>	<b>513106</b>	<b>233548</b>	<b>20358528</b>

**11.13. GENERAL CHARACTERISTICS OF SERVICES COOPERATIVES BY OSTAN AT THE END OF THE YEAR (continued)**

Description	Number	Members	Employees	Capital (mln rials)
East Azarbayejan.....	1210	33042	16240	904977
West Azarbayejan .....	406	10929	5104	137663
Ardebil .....	354	3093	2858	386651
Esfahan.....	664	20868	7610	176599
Alborz .....	105	7508	706	10055832
Ilam .....	376	2949	2055	18346
Bushehr .....	777	11102	19177	21562
Tehran .....	1733	188825	43436	3173005
Chaharmahal & Bakhtiari .....	349	3377	2879	16161
South Khorasan .....	190	3796	1225	23552
Khorasan-e-Razavi.....	1818	47757	33575	641561
North Khorasan .....	375	9154	3165	57842
Khuzestan.....	550	10591	5885	105698
Zanjan .....	147	2310	1394	84240
Semnan.....	174	3201	1512	83476
Sistan & Baluchestan .....	405	4447	4348	103723
Fars.....	1351	22684	14659	874184
Qazvin .....	114	2173	876	82033
Qom.....	188	3056	2790	119884
Kordestan .....	430	6914	3023	247935
Kerman.....	886	10637	8054	405171
Kermanshah .....	614	6474	6621	57957
Kohgiluyeh & Boyerahmad .....	512	4350	4302	18989
Golestan .....	694	10459	5491	442606
Gilan.....	488	7795	4820	416678
Lorestan.....	559	7110	5253	289483
Mazandaran.....	1295	33698	12562	279533
Markazi .....	352	7855	2716	170204
Hormozgan.....	516	6428	5161	225288
Hamedan .....	243	3253	2220	12139
Yazd .....	472	17271	3831	725556

1. Excluding out of operation cooperatives as of the year 1399.

Source: Ministry of Cooperatives, Labor and Social Welfare.

### 11.14. GENERAL CHARACTERISTICS OF DIFFERENT TYPES OF COOPERATIVES UNIONS AT THE END OF THE YEAR

Description	Number	Member of cooperatives	Employees	Capital (mln rials)
<b><i>Registered cooperatives unions<sup>(1)</sup></i></b>				
1380.....	418	16378	2002	965539
1385.....	643	28307	6250	1148485
1390.....	1048	44730	9930	1571876
1395.....	1176	47987	13876	1731796
1396.....	1191	41219	13072	1486404
1397.....	1214	41269	13146	2052558
1398.....	1246	828835	15667	1828305
<b>1399.....</b>	<b>607</b>	<b>000</b>	<b>7400</b>	<b>000</b>
<b><i>Cooperatives unions under establishment</i></b>				
1380.....	45	535	355	973
1385.....	100	2495	827	33571
1390.....	8	68	56	90
1395.....	0	0	0	0
1396.....	0	0	0	0
1397.....	0	0	0	0
1398.....	0	0	0	0
<b>1399.....</b>	<b>0</b>	<b>0</b>	<b>0</b>	<b>0</b>
<b><i>Cooperatives unions in operation</i></b>				
1380.....	308	14776	1560	963201
1385.....	415	23862	4731	1110622
1390.....	645	58809	5837	1224996
1395.....	544	34445	7654	1644490
1396.....	583	23216	6779	1446656
1397.....	591	23052	6803	2012910
1398.....	613	809679	7532	1787573
<b>1399.....</b>	<b>607</b>	<b>000</b>	<b>7400</b>	<b>1783832</b>
Agricultural.....	125	000	2164	30777
Mining.....	4	000	8	360
Hand-woven carpet.....	23	000	143	809
Housing.....	131	000	1342	62059
Manufacturing.....	40	000	557	17257
Producer's supply.....	43	000	284	193414
Customer's supply.....	71	000	1025	1112345
Transportation.....	34	000	184	310704
Services.....	73	000	1306	4786
Construction.....	4	000	16	25131
Credit.....	4	000	13	8665
Other.....	22	000	358	17526

1. Excluding out of operation cooperatives as of the year 1399.

Source: Ministry of Cooperatives, Labour and Social Welfare.



**11.15. GENERAL CHARACTERISTICS OF RURAL COOPERATIVES BY OSTAN AT THE END OF THE YEAR**  
(1000 persons-mln rials)

Year and Ostan	Number	Members	Capital	Legal reserves
1380.....	2947	4444	357404	140229
1385.....	2937	4570	544488	440765
1390.....	2853	4432	1493215	780621
1395.....	2777	4319	2134089	1441309
1396.....	2775	4295	2364104	1587297
1397.....	2772	4280	2223991	1780463
1398.....	2775	4340	2212480	1886446
<b>1399.....</b>	<b>2758</b>	<b>4489</b>	<b>2376082</b>	<b>2118148</b>
East Azarbayejan.....	174	185	78897	106857
West Azarbayejan .....	132	369	217729	104642
Ardebil .....	81	90	32413	33936
Esfahan.....	147	250	262458	145080
Alborz .....	13	16	13282	17793
Ilam .....	33	42	17628	19097
Bushehr .....	33	89	34296	17922
Tehran .....	48	57	223445	136331
Chaharmahal & Bakhtiari .....	55	87	29907	8368
South Khorasan .....	57	105	39346	29826
Khorasan-e-Razavi.....	223	434	178287	233872
North Khorasan .....	60	64	22767	16761
Khuzestan.....	100	200	67628	197246
Zanjan .....	59	80	64208	143354
Semnan.....	38	39	8063	19639
Sistan & Baluchestan .....	54	231	90138	35168
Fars.....	186	325	105442	196764
Qazvin .....	47	69	22606	19900
Qom.....	11	13	6447	4754
Kordestan .....	92	162	97468	55140
Kerman.....	146	184	28696	34152
Kermanshah....	104	128	49263	74410
Kohgiluyeh & Boyerahmad .....	28	75	15531	7370
Golestan .....	66	72	67983	71546
Gilan.....	148	283	39684	46821
Lorestan.....	129	102	25044	35230
Mazandaran .....	182	283	340822	68245
Markazi .....	89	84	62810	124216
Hormozgan.....	64	114	15643	14252
Hamedan .....	120	187	69087	47680
Yazd .....	39	71	49061	51777

Source: Central Organization of Rural Cooperatives.

**11.16. GENERAL CHARACTERISTICS OF RURAL COOPERATIVES FOR FEMALES BY OSTAN AT THE END OF THE YEAR** (1000persons-mln rials)

Year and Ostan	Number	Members	Capital	Legal reserves
1380.....	131	28033	2793	434
1385.....	209	50038	7743	3178
1390.....	314	81930	15544	14307
1395.....	304	56575	24092	26894
1396.....	307	56887	28576	27691
1397.....	307	57275	30214	28090
1398.....	309	57733	30012	32032
<b>1399.....</b>	<b>314</b>	<b>58264</b>	<b>33869</b>	<b>33852</b>
East Azarbayejan.....	7	1947	910	810
West Azarbayejan .....	8	929	3023	703
Ardebil .....	5	1170	389	140
Esfahan.....	9	1678	2542	3639
Alborz .....	4	208	181	0
Ilam .....	5	1845	620	196
Bushehr .....	6	348	144	32
Tehran .....	5	496	1305	282
Chaharmahal & Bakhtiyari .....	14	2485	1306	644
South Khorasan .....	17	3666	2772	1356
Khorasan-e-Razavi.....	30	4553	1948	4192
North Khorasan .....	3	220	102	86
Khuzestan.....	13	5896	1678	5690
Zanjan .....	5	409	414	115
Semnan.....	17	1556	1597	2623
Sistan & Baluchestan .....	2	718	225	81
Fars.....	30	4373	1613	2775
Qazvin .....	6	274	368	175
Qom.....	4	685	518	662
Kordestan .....	2	210	29	241
Kerman.....	32	7149	1149	543
Kermanshah .....	17	2482	767	733
Kohgiluyeh & Boyerahmad .....	8	6234	801	500
Golestan .....	8	1549	1916	1825
Gilan.....	10	1655	667	601
Lorestan.....	14	1118	459	630
Mazandaran.....	12	1419	3475	2237
Markazi .....	10	799	2724	2312
Hormozgan.....	6	1697	208	30
Hamedan. ....	4	414	0	0
Yazd .....	1	82	18	0

Source: Central Organization of Rural Cooperatives.

**11.17. GENERAL CHARACTERISTICS OF RURAL COOPERATIVES UNITS BY OSTAN AT THE END OF THE YEAR** (mln rials)

Year and Ostan	Number	Members	Capital	Legal reserves
1380.....	255	3004	117504	141472
1385.....	278	3012	226301	341046
1390.....	301	2932	404199	632012
1395.....	305	2836	772476	1199757
1396.....	307	2842	807596	1291349
1397.....	311	2849	878707	1201006
1398.....	310	2855	953601	1434760
<b>1399.....</b>	<b>309</b>	<b>2846</b>	<b>1189083</b>	<b>1502937</b>
East Azarbayejan.....	16	188	129126	63446
West Azarbayejan .....	17	143	121025	41632
Ardebil .....	9	82	24612	19696
Esfahan.....	23	153	103323	87143
Alborz .....	2	13	1011	16553
Ilam .....	5	46	2516	13082
Bushehr .....	5	29	55507	3418
Tehran .....	8	43	18679	26842
Chaharmahal & Bakhtiari .....	5	48	6934	9395
South Khorasan .....	7	63	20589	16264
Khorasan-e-Razavi.....	24	232	77444	91478
North Khorasan .....	6	60	2659	37776
Khuzestan.....	17	107	125068	313523
Zanjan .....	4	71	52400	23917
Semnan.....	4	36	3975	22942
Sistan & Baluchestan .....	9	52	15384	32021
Fars.....	28	237	77620	185076
Qazvin .....	3	48	11066	13997
Qom.....	0	0	0	0
Kordestan .....	10	100	24905	42747
Kerman.....	16	136	11394	149377
Kermanshah.....	11	84	28429	23227
Kohgiluyeh & Boyerahmad .....	6	32	2622	8800
Golestan .....	9	69	119307	45550
Gilan.....	15	160	17899	21575
Lorestan.....	10	134	21913	23853
Mazandaran.....	13	187	14966	39025
Markazi .....	8	91	55207	86304
Hormozgan.....	8	62	3285	5607
Hamedan. ....	8	120	16856	35406
Yazd .....	3	20	23362	3264

Source: Central Organization of Rural Cooperatives.

### 11.18. WEIGHT OF SELECTED SURPLUS CROPS PURCHASED FROM FARMERS BY RURAL COOPERATIVES (ton)

Crop	Year			
	1380	1385	1390	1395
Wheat .....	4645301	3120200	486098	4733930
Barley .....	31643	45849	192110	1696534
Rice and paddy .....	92816	2058	12499	11497
Grains .....	288	2942	3908	1697
Cotton (seed cotton) .....	28967	6279	11919	32298
Fruits, vegetables and summer crops .....	292809	3968	67069	90977
Citrus fruits .....	12653	514	27200	80355
Dates .....	19427	2034	4951	6492
Oil seeds .....	0	431748	121520	155642
Onions .....	271968	5995	159145	8808
Potatoes .....	155040	134735	24887	37242

Crop	Year			
	1396	1397	1398	1399
Wheat .....	4007484	3265220	2873034	3112970
Barley .....	828068	573109	779333	878425
Rice and paddy .....	9797	20446	10046	22947
Grains .....	1875	1538	2900	949
Cotton (seed cotton) .....	58215	5281	5714	7697
Fruits, vegetables and summer crops .....	168484	81216	74266	78823
Citrus fruits .....	63409	48907	31794	10433
Dates .....	13403	12670	8878	7167
Oil seeds .....	177282	338175	323692	449275
Onions .....	3058	6053	2953	17377
Potatoes .....	22887	39179	2870	8799

Source: Central Organization of Rural Cooperatives.

**11.19. CAPACITY OF NATION'S ACCOMMODATIONS BY CLASS**

Year	Total accommodation <sup>(1)</sup>		Hotel <sup>(2)</sup>									
			5- star		4 - star		3-star		2-star		1- star	
	Room	Bed	Room	Bed	Room	Bed	Room	Bed	Room	Bed	Room	Bed
1380.....	59196	1571158	2243	4489	3794	7589	5936	11872	8418	17037	5028	10456
1385.....	62641	150293	2670	7059	4673	9597	7262	15506	8457	17543	5060	10524
1390.....	81999	310122	000	9451	000	17515	000	56783	000	53409	000	72456
1395.....	94837	248392	7517	15536	9132	20610	14260	36999	10652	25662	8555	23023
1396 <sup>(4)</sup> .....	94895	245718	8205	16789	9841	22914	14618	36688	10625	24374	6952	17264
1397 <sup>(5)</sup> .....	99677	235630	9044	18517	10417	24607	14154	36400	11084	25697	6929	17138
1398 <sup>(6)</sup> .....	100930	237160	9725	20177	10179	23885	14565	39321	11205	26817	7062	17256
<b>1399.....</b>	<b>122802</b>	<b>359255</b>	<b>12669</b>	<b>27880</b>	<b>12825</b>	<b>30961</b>	<b>17663</b>	<b>46127</b>	<b>12343</b>	<b>29783</b>	<b>7505</b>	<b>18173</b>

Year	Other							
	Inn		Apartment hotel		Tourism complex		Lodging house	
	Room	Bed	Room	Bed	Room	Bed	Room	Bed
1380.....	33433 <sup>(3)</sup>	100069 <sup>(3)</sup>	344	5603	000	000	000	000
1385.....	27882	75158	6637	14906	000	000	000	000
1390.....	27810	76927	9731	23581	000	000	000	000
1395.....	23285	62495	14883	46021	2797	9238	2029	8808
1396 <sup>(4)</sup> .....	22743	61526	15200	50289	2183	7073	2035	8801
1397 <sup>(5)</sup> .....	23784	58374	13426	41989	1665	3125	2249	9783
1398 <sup>(6)</sup> .....	22975	62161	14207	42849	314	1705	86	428
<b>1399.....</b>	<b>23592</b>	<b>65313</b>	<b>15847</b>	<b>52338</b>	<b>3937</b>	<b>13294</b>	<b>386</b>	<b>1408</b>

**11.19. CAPACITY OF NATION'S ACCOMMODATIONS BY CLASS (continued)**

Year	Other			
	Traditional accommodation		Ecotourism accommodation	
	Room	Bed	Room	Bed
1380.....	000	000	000	000
1385.....	000	000	000	000
1390.....	000	000	000	000
1395.....	000	000	1727	000
1396 <sup>(4)</sup> ....	000	000	2493	000
1397 <sup>(5)</sup> ....	000	000	6925	000
1398 <sup>(6)</sup> ....	801	2561	9811	000
<b>1399.....</b>	<b>1364</b>	<b>4187</b>	<b>14671</b>	<b>69791</b>

1. Before the year 1393, the total accommodations include hotels, apartment hotels, lodging houses, tourism guesthouses, tourism complexes, tourism camps, waterside cottages, and motels.

2. The statistics for tourism guesthouses and motels are included in the "Hotels" column.

3. Including the number of rooms and beds in the pilgrim houses.

4. The reduction in the number of rooms and accommodations beds in the year 1396, compared to those of the year 1395, is due to the detachment of motels from hotels which is in line with revising regulations for establishing, repairing, improving, completing, grading and rating accommodation and tourism establishments, and their supervision approved by the Government Board in the year 1394.

5. The number of 1084 rooms and 2916 beds at the hotels' capacity is in the grading stage and is not included in the statistics. In addition, the mentioned information does not include the statistics of accommodations in free zones

6. The number of 53616 rooms and 129866 beds at the hotels' capacity is in the grading stage and is not included in the statistics. In addition, the mentioned information does not include statistics on accommodations in free zones.

Source: Cultural Heritage, Handicrafts and Tourism Organization.

**11.20. NUMBER OF THE NATION'S ACCOMMODATIONS BY CLASS**

Year and Ostan	Total <sup>(1)</sup>	Hotel				
		5-Star	4-Star	3-Star	2-Star	1-Star
1380.....	2523	11	38	80	228	219
1385.....	1808	0	0	0	0	0
1390.....	3034	21	78	708	867	1360
1395.....	3849	36	105	294	348	370
1396 <sup>(2)</sup> .....	3860	42	115	296	342	304
1397 <sup>(3)</sup> .....	4589	45	131	301	359	310
1398 <sup>(4,5)</sup> .....	5898	50	130	323	373	325
<b>1399.....</b>	<b>6939</b>	<b>68</b>	<b>157</b>	<b>393</b>	<b>391</b>	<b>342</b>
East Azarbayejan.....	398	6	4	9	15	10
West Azarbayejan.....	132	1	4	7	17	18
Ardebil.....	263	0	6	8	11	7
Esfahan.....	664	2	7	27	20	28
Alborz.....	43	0	1	4	3	1
Ilam.....	69	0	0	1	6	4
Bushehr.....	88	1	0	3	7	4
Tehran.....	453	9	18	33	35	30
Chaharmahal & Bakhtiari.....	73	0	2	1	2	8
South Khorasan.....	89	0	1	4	1	3
Khorasan-e-Razavi.....	1116	13	25	62	73	73
North Khorasan.....	61	0	1	3	2	1
Khuzestan.....	95	2	5	28	10	18
Zanjan.....	185	0	1	3	4	2
Semnan.....	129	0	1	8	4	2
Sistan & Baluchestan.....	107	1	6	7	8	2
Fars.....	425	5	8	22	17	10
Qazvin.....	68	0	1	4	7	3
Qom.....	161	0	8	8	5	15
Kordestan.....	97	1	1	9	9	12
Kerman.....	433	1	5	6	18	1
Kermanshah.....	105	2	2	7	12	4
Kohgiluyeh & Boyerahmad.....	34	0	3	1	3	0
Golestan.....	185	1	1	7	13	6
Gilan.....	406	3	18	41	24	20
Lorestan.....	50	0	2	4	9	11
Mazandaran.....	409	2	7	16	15	23
Markazi.....	66	1	1	8	3	3
Hormozgan.....	197	16	9	27	17	9
Hamedan.....	64	0	3	5	4	3
Yazd.....	274	1	6	20	17	11

**11.20. NUMBER OF THE NATION'S ACCOMMODATIONS BY CLASS (continued)**

Year and Ostan	Other					
	Inn	Apartment hotel	Tourism complex	Lodging house	Traditional accommodation	Ecotourism accommodation
1380 .....	1782	95	70	000	000	000
1385.....	1492	316	000	000	000	000
1390.....	000	000	000	000	000	000
1395.....	1345	662	101	147	000	441
1396 <sup>(2)</sup> .....	1316	676	85	144	000	540
1397 <sup>(3)</sup> .....	1188	592	60	148	000	1455
1398 <sup>(4,5)</sup> .....	1301	688	389	143	113	2063
<b>1399.....</b>	<b>1278</b>	<b>728</b>	<b>546</b>	<b>28</b>	<b>256</b>	<b>2752</b>
East Azarbayejan.....	74	24	27	0	1	228
West Azarbayejan .....	49	4	2	0	0	30
Ardebil .....	68	94	3	0	0	66
Esfahan.....	46	16	19	0	46	453
Alborz .....	6	7	8	2	0	11
Ilam .....	4	0	11	0	0	43
Bushehr .....	11	8	2	0	1	51
Tehran .....	120	28	39	17	115	9
Chaharmahal & Bakhtiari .....	5	4	2	0	0	49
South Khorasan.....	14	0	0	0	0	66
Khorasan-e-Razavi.....	385	305	56	0	2	122
North Khorasan.....	11	2	2	0	0	39
Khuzestan.....	15	5	1	0	3	8
Zanjan.....	16	4	22	0	2	131
Semnan.....	5	1	4	0	14	90
Sistan & Baluchestan .....	12	2	18	0	0	51
Fars.....	137	24	24	0	18	160
Qazvin .....	15	2	27	0	0	9
Qom.....	74	26	25	0	0	0
Kordestan .....	24	2	17	0	0	22
Kerman.....	26	8	35	3	6	324
Kermanshah .....	19	4	15	0	2	38
Kohgiluyeh & Boyerahmad .....	5	3	11	0	0	8
Golestan .....	14	10	0	5	2	126
Gilan.....	49	40	97	0	2	112
Lorestan.....	11	2	3	0	0	8
Mazandaran.....	14	88	8	0	0	236
Markazi .....	5	2	20	0	1	22
Hormozgan.....	12	10	41	1	1	54
Hamedan.....	15	2	1	0	0	31
Yazd .....	17	1	6	0	40	155

1. Before the year 1393, the total accommodations included hotels, apartment hotels, lodging houses, tourism guesthouses, tourism complexes, tourism camps, waterside cottages, and motels.

2. The reduction in the number of rooms and accommodations beds in the year 1396, compared to those of the year 1395, is due to the detachment of motels from hotels which is in line with revising regulations for establishing,

3. A number of sixty-four hotels are under the grading stage and are not included in the statistics. They are: East Azarbayejan: one, Esfahan: 39, Bushehr: 3, Tehran: 2, Chaharmahal & Bakhtiari: one, Khorasan-e-Razavi: one, North Khorasan: one, Zanjan: 3, Sistan & Baluchestan: 4, Gilan: one, and Yazd 8 hotels. Besides, the statistics in the table exclude the accommodations in free zones.

4. In the year 1398, a number of seventy-one hotels are under the grading stage and are not included in the statistics. They are: East Azarbayejan: one, Esfahan: 46, Bushehr: 1, Tehran: 2, Chaharmahal & Bakhtiari: one, South Khorasan: one, Zanjan: 3, Fars: 6, Gilan: 3, Hormozgan: 1 and Yazd 6 hotels.

5. With regard to correction and revision of the regulations of the national accommodation establishments, and revising and defining the list of examples of tourism, the information on the number of tourism complexes during the year 1398 has been included in the accommodation complex column. Accordingly, the grand total of the information changed as of the year 1395.

Source: Cultural Heritage, Handicrafts and Tourism Organization.