

### *Introduction*

Data presented in this chapter comprise literacy status in various population and housing censuses, the country's formal education at general and higher levels, and non-formal technical and vocational training.

Formal education is divided into general and higher education:

General education, including lower secondary, upper secondary, and technical and vocational training, is under the supervision of the Ministry of Education. It should be mentioned that since the academic year 1391-1392, due to changes in the educational system, the educational levels include a primary school, a junior high school, also known as a lower secondary school including 3 years of high school from the seventh to the ninth grade and senior high school also known as an upper secondary school including the last three years from the 10th to the 12th grade.

High school graduates, after getting a diploma and admission in the university entrance exam may start their higher education which leads to the following degrees such as associate's, bachelor's, master's, Ph.D., and post-doctorate.

It should be noted that in addition to the universities and higher education institutes affiliated with the Ministry of Science, Research, and Technology, Islamic Azad University independently admits students and offers educational services on higher levels.

The first official statistical yearbook of the Ministry of Culture was published in the year 1297 and contained statistics on primary, secondary and higher education. In the second statistical yearbook of the Ministry of Culture published in the year 1305, statistics for school children and higher education students were presented comparatively for three academic years of 1301-1302, 1302-1303 and 1303-1304. Such statistics have been produced annually since the year 1305. Since the year 1343, statistics about schoolchildren have been published by the Ministry of Education. Adult literacy activities which began in the year 1334 continued after the victory of the Islamic Revolution by the Literacy Movement Organization, established

in the year 1358. The Organization, from its very establishment, has regularly produced and presented statistics on its activities. The educational system of this organization has changed since the year 1390.

Currently, the Ministry of Science, Research and Technology provides data related to higher education. The statistical information provided by the Ministry of Science, Research and Technology covers all the higher education institutes under the Ministry itself and those affiliated with other ministries and government organizations such as the Ministry of Education, Ministry of Health and Medical Education, Ministry of Oil, Physical Education Organization, etc. The certificates issued by these institutes are approved by the Ministry of Science, Research and Technology. Furthermore, data on the Technical and Vocational Training Organization have been a part of this chapter since the year 1375. The Organization was established in the year 1359 by merging Apprenticeship Funds, Vocational Education Centres and Apprenticeship Centres which were formerly responsible for vocational and technical training. The Organization started its activities under the supervision of the Ministry of Cooperatives, Labour and Social Welfare. Moreover, the Statistical Centre of Iran provides general information on literacy status and educational attainment, as well as comparative changes, through the decennial National Population and Housing Censuses.

It should be mentioned that the Population and Housing Census has been implemented every 5 years since the year 1385 according to government approval.

Regarding the presented statistics, the following points need to be explained:

1. The information related to teaching staff would be provided separately for teaching and clerical staff prior to the year 1394. Since that year, the abovementioned information has been provided separately for the teacher group, the management group, and the quality improvement.
2. Figures related to the number of schools at different educational levels do not necessarily indicate the number of buildings allocated to the educational

levels. For example, if during the academic year, a building is used by both primary and lower secondary courses, but at different times of the day, the building would be considered twice in statistics. This also applies to the number of classes held at different educational levels.

### *Definitions and concepts*

**Literate:** This refers to every individual who can read and write a simple text in Farsi or any other language, whether having or not having an official certificate is considered literate.

**Urban and rural areas and settled population:** See Chapter 3, Population, Definitions and concepts.

**Education:** This refers to learning under a formal education programme in Iran or abroad. Thus, learning in non-formal educational courses (such as learning foreign languages in private language schools or by a private tutor) is not considered education.

**Teaching Staff:** This refers to people working at school in three groups of teachers, management, and educational quality improvement. Occupations in the teacher groups comprise primary-school teachers, lower and upper secondary school teachers, vocational school teachers, and vocational school trainers. Occupations in the management group are composed of the principal, assistant for developing life and social skills, assistant for technology, executive assistant, assistant for public affairs, and assistant for education. Occupations in the educational quality improvement group consist of consultant, educational and life skills affairs trainer, health caregiver, in-charge of division, in-charge of education, in-charge of boarding school, the responsible person for literacy movement complex, the responsible person of rehabilitation, and the computer site operator.

**Educational level:** This refers to an educational course that results in an educational degree/attainment.

**Student:** This refers to a person who is studying at one of the educational levels based on the educational regulations.

**Special education:** This refers to the education for children and teenagers who are unruly, physically or mentally retarded, and /or suffer from learning disabilities and/or are unadaptable. It encompasses pre-school, primary, lower-secondary (First 3 Years of high school), upper-secondary (Second 3 Years of high school) and technical and vocational training courses.

**Primary education:** This is an educational period in which students start their education at the age of 6 for a duration of 6 years and receive a certificate after passing the determined educational grades.

**Lower secondary education (First 3 Years of High school):** This is a general educational course in which students are instructed immediately after primary school. After passing a three-year course, the students will receive a lower secondary certificate.

**Upper secondary education (Second 3 Years of high school):** This is a course in which the students are admitted after completing the lower secondary course and then are guided to technical and vocational or work and knowledge. The students who pass the determined units receive the upper secondary school diploma.

**Adult student:** This is a student who has not had the qualification for in-day primary and secondary education; however, he/she continues his/her study in specified adult schools.

**Adults' general education:** The educational level of this course corresponds with the lower secondary course (a 3-year course). It provides an educational opportunity for those who do not have the qualification for in-day education because of their age or other conditions.

**Adults' complementary education:** The education in this course is similar to secondary education. It provides educational opportunities for those who do not have the qualification for in-day education because of their age or other qualifications.

**Literacy education course:** This refers to a course for educating an illiterate person of more than 10 years of age who is not able to be educated within the national formal educational system. This course equals the third grade of elementary school in the national formal educational system.

**Literacy transition course:** This refers to a course equaling the end grade of the primary school which provides the opportunity for those who have passed the literacy education course or its equivalent to continue their study.

**Stabilization course:** This refers to a course that provides the opportunity for continuation, stability, and application of what has been learned for those who have completed the literacy education course and do not tend to continue their education.

**Learner covered by the Literacy Movement Organization:** This refers to an illiterate and low-

literate person aged over 10 who cannot study in a formal educational system and enrolls in the courses of the Literacy Movement Organization.

**Learner completing the course:** This refers to the learner who successfully passed the final exams of the course.

**University student:** This refers to every admitted person who enrolls in one of the formal educational courses of higher education based on specified criteria and is studying at the university

**Higher education centre:** This refers to an institute that admits students with a diploma, pre-university, or higher certificate to provide higher education and research services and grants associate's or higher degrees to its graduates.

**University:** This refers to the highest institute of higher education courses which is established by the authorization of the Council for Higher Education Development and comprises at least three faculties.

**Full-time instructor of higher education institute:** This refers to an instructor who is employed based on the specified criteria and has to work all his/her working hours in the institute of his/ her working place.

**Part-time teachers of higher education institute:** This refers to an instructor who renders theoretical or operational, educational services for a certain period.

**Enrolled students in higher education institute:** This refers to an individual who was admitted and enrolled in one of the higher education institutes based on the specified standards.

**Graduated students from higher education institutes:** This refers to an individual who has completed successfully one of the educational fields of higher education and attained educational degrees based on the specified criteria.

**Technical and Vocational Training Organization Trainees:** This refers to individuals who attend the training centres of the organization for a certain period to acquire a particular vocation, retraining, or upgrading skill.

**Permanent Technical and Vocational Training Centres:** This refers to government places consisting of at least five training workshops with a legal identity and its organizational chart is approved by the State Plan and Budget Organization (former Vice Presidency for Strategic Planning and Supervision).

### *Selected information*

According to the results of the 1365, 1375, 1385, 1390, and 1395 Population and Housing Censuses, the highest literacy rates among males aged 6 and over were 71.0%, 84.7%, 88.7%, 88.4%, and 91%, while literacy rates for females were 52.1, 74.2, 80.3, 81.1 and 84.2 percent, respectively.

During the academic year 1399-1400, about 8 million 444 thousand persons were studying at primary schools, more than 3 million 540 thousand persons were at lower secondary schools, and more than 2 million 765 thousand persons were at upper secondary schools which shows a rise of 1.8 percent in primary school compared to the previous year. Besides, the number of students in the lower secondary and upper secondary schools increased by 3.5 and 3.0 percent, respectively.

Moreover, during the same academic year, more than 620 thousand students were at the pre-school level which decreased by 39.5 percent compared to the previous academic year. The number of special students was over 77,000, showing a decrease of 4.0% compared to the previous academic year.

The total number of university students (except for the students of Islamic Azad University) over the academic year 1399-1400 was more than 2 million and 104 thousand persons.

Out of the total students, about 12.7 percent of students were studying for associate's, about 62.9 percent for bachelor's, about 16.0 percent for master's, 3.9 percent for a professional doctorate, and 4.4 percent for specialty doctorate levels.

Over the academic year 1398-99, out of 373,000 graduates from universities and higher education institutes (except for the students of Islamic Azad University), the graduates in technical and engineering courses, humanities, arts, agriculture and veterinary, medicine, and basic sciences accounted for 25.5, 50.4, 7.8, 3.6, 8.1 and 4.6, percent, respectively.

**17.1. LITERATE POPULATION IN URBAN AND RURAL AREAS BY SEX (1000 persons)**

Description	Both sexes	Male	Female
<i>Total country</i>			
1345 Census .....	5556	3928	1628
1355 Census .....	12877	8198	4679
1365 Census <sup>(1)</sup> .....	23913	14078	9835
1370 Census <sup>(1)</sup> .....	33966	19091	14875
1375 Census <sup>(1)</sup> .....	41582	22465	19118
1385 Census <sup>(1)</sup> .....	54082	28835	25247
1390 Census <sup>(1)</sup> .....	57362	30126	27236
<b>1395 Census<sup>(1)</sup> .....</b>	<b>62667</b>	<b>32913</b>	<b>29754</b>
<i>Urban areas</i>			
1345 Census .....	3833	2442	1390
1355 Census .....	8628	5145	3483
1365 Census .....	15507	8765	6742
1370 Census .....	21725	11903	9822
1375 Census .....	27857	14861	12996
1385 Census .....	39096	20625	18471
1390 Census .....	43048	22358	20690
<b>1395 Census .....</b>	<b>48305</b>	<b>25048</b>	<b>23257</b>
<i>Rural areas</i>			
1345 Census .....	1723	1485	238
1355 Census .....	4249	3053	1196
1365 Census .....	8371	5287	3084
1370 Census .....	12128	7114	5014
1375 Census .....	13661	7565	6096
1385 Census .....	14939	8183	6756
1390 Census .....	14287	7752	6534
<b>1395 Census .....</b>	<b>14334</b>	<b>7849</b>	<b>6485</b>

1. The difference between the total and sum of urban and rural areas is due to the inclusion of literate unsettled population in the total.

Sources: Ministry of the Interior.

- Statistical Centre of Iran.

**17.2. POPULATION AGED 6 AND OVER, NUMBER OF LITERATE PEOPLE AND LITERACY RATE BY SEX AND AGE**  
(1000 persons-percent)

Sex and age group	1345 Census			1355 Census		
	Population	Literate	Literacy rate	Population	Literate	Literacy rate
<b>Both sexes</b> .....	<b>19372</b>	<b>5556</b>	<b>28.7</b>	<b>27113</b>	<b>12877</b>	<b>47.5</b>
6-9 years .....	2372	886 <sup>(1)</sup>	37.4 <sup>(1)</sup>	4110	2943	71.6
10-14 years .....	3098	1579	51.0	4303	3184	74.0
15-19 years .....	2181	892	40.9	3600	2196	61.0
20-24 years .....	1723	546	31.7	2792	1393	49.9
25-29 years .....	1699	402	23.7	2112	881	41.7
30-34 years .....	1723	320	18.6	1707	598	35.0
35-39 years .....	1461	268	18.3	1627	459	28.2
40-44 years .....	1360	229	16.8	1669	371	22.2
45-49 years .....	866	148	17.1	1389	284	20.5
50-54 years .....	767	91	11.9	1329	244	18.4
55-59 years .....	437	52	11.9	704	129	18.3
60-64 years .....	691	63	9.1	584	75	12.8
65 years and over .....	993	80	8.1	1186	120	10.1
Not specified .....	0	0	××	0	0	××
<b>Male</b> .....	<b>10023</b>	<b>3928</b>	<b>39.2</b>	<b>13926</b>	<b>8198</b>	<b>58.9</b>
6-9 years .....	1230	179 <sup>(1)</sup>	47.1 <sup>(1)</sup>	2129	1727	81.1
10-14 years .....	1639	1059	64.6	2259	1937	85.8
15-19 years .....	1087	595	54.7	1819	1348	74.1
20-24 years .....	810	380	46.9	1341	880	65.6
25-29 years .....	825	299	36.2	1010	581	57.5
30-34 years .....	892	249	27.9	842	416	49.4
35-39 years .....	789	208	26.4	825	338	41.0
40-44 years .....	761	187	24.6	895	288	32.2
45-49 years .....	492	124	25.2	751	219	29.2
50-54 years .....	385	75	19.5	732	196	26.8
55-59 years .....	229	44	19.2	397	105	26.5
60-64 years .....	356	56	15.7	301	62	20.6
65 years and over .....	530	72	13.6	624	100	16.0
Not specified .....	0	0	××	0	0	××
<b>Female</b> .....	<b>9348</b>	<b>1628</b>	<b>17.4</b>	<b>13187</b>	<b>4679</b>	<b>35.5</b>
6-9 years .....	1143	307 <sup>(1)</sup>	26.9 <sup>(1)</sup>	1981	1216	61.4
10-14 years .....	1459	520	35.6	2044	1247	61.0
15-19 years .....	1094	297	27.2	1782	848	47.6
20-24 years .....	912	166	18.2	1451	512	35.3
25-29 years .....	874	103	11.8	1101	299	27.2
30-34 years .....	831	71	8.5	865	182	21.0
35-39 years .....	672	60	8.9	801	121	15.1
40-44 years .....	600	41	6.8	773	83	10.7
45-49 years .....	374	24	6.4	638	65	10.2
50-54 years .....	383	15	3.9	597	48	8.0
55-59 years .....	209	8	3.8	307	24	7.8
60-64 years .....	335	7	2.1	283	14	5.0
65 years and over .....	463	8	1.7	562	20	3.6
Not specified .....	0	0	××	0	0	××

**17.2. POPULATION AGED 6 AND OVER, NUMBER OF LITERATE PEOPLE AND LITERACY RATE BY SEX AND AGE (continued) (1000 persons-percent)**

Sex and age group	1365 Census			1370 Multi-round Survey		
	Population	Literate	Literacy rate	Population	Literate	Literacy rate
<b>Both sexes</b> .....	<b>38709</b>	<b>23913</b>	<b>61.8</b>	<b>45856</b>	<b>33966</b>	<b>74.1</b>
6-9 years .....	5835	4822	82.6	7195	6635	92.2
10-14 years .....	5903	5025	85.1	7547	7056	93.5
15-19 years .....	5192	4073	78.5	5909	5275	89.3
20-24 years .....	4194	2971	70.8	4947	4128	83.4
25-29 years .....	3652	2239	61.3	4005	3079	76.9
30-34 years .....	2928	1570	53.6	3504	2419	69.0
35-39 years .....	2117	965	45.6	2867	1782	62.2
40-44 years .....	1655	639	38.6	2038	1094	53.7
45-49 years .....	1585	482	30.4	1579	733	46.4
50-54 years .....	1599	380	23.8	1571	572	36.4
55-59 years .....	1338	283	21.2	1443	434	30.1
60-64 years .....	1185	227	19.2	1303	318	24.4
65 years and over .....	1502	226	15.1	1890	418	22.1
Not specified .....	24	11	45.8	58	23	39.7
<b>Male</b> .....	<b>19822</b>	<b>14078</b>	<b>71.0</b>	<b>23675</b>	<b>19091</b>	<b>80.6</b>
6-9 years .....	2981	2621	87.9	3675	3454	94.0
10-14 years .....	3054	2780	91.0	3902	3746	96.0
15-19 years .....	2660	2294	86.2	3058	2856	93.4
20-24 years .....	2104	1725	82.0	2520	2280	90.5
25-29 years .....	1840	1365	74.2	2012	1737	86.3
30-34 years .....	1481	1004	67.8	1780	1426	80.1
35-39 years .....	1044	635	60.8	1462	1099	75.2
40-44 years .....	834	441	52.9	1028	702	68.3
45-49 years .....	819	352	43.0	798	489	61.3
50-54 years .....	857	288	33.6	822	406	49.4
55-59 years .....	715	214	29.9	793	323	40.7
60-64 years .....	652	179	27.5	723	241	33.3
65 years and over .....	768	173	22.5	1066	320	30.0
Not specified .....	14	7	50.0	36	14	38.9
<b>Female</b> .....	<b>18887</b>	<b>9835</b>	<b>52.1</b>	<b>22181</b>	<b>14875</b>	<b>67.1</b>
6-9 years .....	2854	2201	77.1	3520	3181	90.4
10-14 years .....	2850	2245	78.8	3646	3309	90.8
15-19 years .....	2532	1778	70.2	2851	2419	84.9
20-24 years .....	2090	1246	59.6	2427	1848	76.1
25-29 years .....	1813	874	48.2	1993	1342	67.3
30-34 years .....	1447	566	39.1	1724	994	57.7
35-39 years .....	1073	330	30.8	1404	683	48.7
40-44 years .....	822	198	24.1	1010	392	38.8
45-49 years .....	766	130	17.0	780	244	31.3
50-54 years .....	742	91	12.3	750	166	22.1
55-59 years .....	622	69	11.1	650	111	17.1
60-64 years .....	533	48	9.0	580	77	13.3
65 years and over .....	734	53	7.2	824	98	11.9
Not specified .....	10	4	40.0	22	10	45.5

**17.2. POPULATION AGED 6 AND OVER, NUMBER OF LITERATE PEOPLE AND LITERACY RATE BY SEX AND AGE (continued)** **(1000 persons-percent)**

Sex and age group	1375 Census			1385 Census		
	Population	Literate	Literacy rate	Population	Literate	Literacy rate
<b>Both sexes</b> .....	<b>52295</b>	<b>41582</b>	<b>79.5</b>	<b>63920</b>	<b>54082</b>	<b>84.6</b>
6-9 years .....	6891	6361	92.3	4397	4049	92.1
10-14 years .....	9081	8740	96.2	6709	6550	97.6
15-19 years .....	7116	6718	94.4	8727	8463	97.0
20-24 years .....	5222	4739	90.8	9011	8680	96.3
25-29 years .....	4709	4067	86.4	7225	6822	94.4
30-34 years .....	3980	3222	81.0	5554	5045	90.8
35-39 years .....	3572	2614	73.2	4921	4239	86.1
40-44 years .....	2812	1844	65.6	4089	3274	80.1
45-49 years .....	2013	1127	56.0	3523	2535	72.0
50-54 years .....	1529	719	47.0	2755	1746	63.4
55-59 years .....	1367	502	36.7	1888	1021	54.1
60-64 years .....	1383	375	27.1	1464	641	43.8
65 years and over .....	2595	538	20.7	3657	1017	27.8
Not specified .....	26	15	57.7	0	0	××
<b>Male</b> .....	<b>26534</b>	<b>22465</b>	<b>84.7</b>	<b>32494</b>	<b>28835</b>	<b>88.7</b>
6-9 years .....	3510	3291	93.8	2250	2076	92.3
10-14 years .....	4622	4504	97.5	3441	3368	97.9
15-19 years .....	3580	3444	96.2	4443	4324	97.3
20-24 years .....	2566	2419	94.3	4512	4375	97.0
25-29 years .....	2366	2172	91.8	3660	3519	96.2
30-34 years .....	2013	1779	88.4	2838	2677	94.3
35-39 years .....	1818	1501	82.6	2512	2308	91.9
40-44 years .....	1431	1110	77.6	2082	1836	88.2
45-49 years .....	990	702	70.9	1792	1476	82.4
50-54 years .....	769	477	62.0	1386	1064	76.8
55-59 years .....	717	360	50.2	924	645	69.8
60-64 years .....	754	284	37.7	726	430	59.2
65 years and over .....	1382	411	29.7	1928	738	38.3
Not specified .....	15	10	66.7	0	0	××
<b>Female</b> .....	<b>25761</b>	<b>19118</b>	<b>74.2</b>	<b>31426</b>	<b>25247</b>	<b>80.3</b>
6-9 years .....	3381	3070	90.8	2147	1974	91.9
10-14 years .....	4458	4236	95.0	3267	3182	97.4
15-19 years .....	3536	3274	92.6	4284	4139	96.6
20-24 years .....	2656	2320	87.4	4500	4305	95.7
25-29 years .....	2343	1895	80.9	3565	3303	92.7
30-34 years .....	1967	1443	73.4	2716	2368	87.2
35-39 years .....	1754	1113	63.5	2410	1931	80.1
40-44 years .....	1381	735	53.2	2007	1439	71.7
45-49 years .....	1023	425	41.5	1730	1059	61.2
50-54 years .....	760	242	31.8	1369	681	49.7
55-59 years .....	649	142	21.9	964	376	39.0
60-64 years .....	629	90	14.3	738	211	28.6
65 years and over .....	1213	127	10.5	1728	279	16.2
Not specified .....	10	5	50.0	0	0	××

**17.2. POPULATION AGED 6 AND OVER, NUMBER OF LITERATE PEOPLE AND LITERACY RATE BY SEX AND AGE (continued)** (1000 persons-percent)

Sex and age group	1390 Census			1395 Census		
	Population	Literate	Literacy rate	Population	Literate	Literacy rate
<b>Both sexes</b> .....	<b>67682</b>	<b>57362</b>	<b>84.8</b>	<b>71506</b>	<b>62667</b>	<b>87.6</b>
6-9 years .....	4437	4079	91.9	5084	4841	95.2
10-14 years .....	5671	5545	97.8	5688	5612	98.7
15-19 years .....	6607	6406	97.0	5459	5340	97.8
20-24 years .....	8414	8065	95.9	6393	6201	97.0
25-29 years .....	8673	8234	94.9	8201	7905	96.4
30-34 years .....	6972	6486	93.0	8601	8254	96.0
35-39 years .....	5571	4948	88.8	7038	6607	93.9
40-44 years .....	4907	4152	84.6	5518	4973	90.1
45-49 years .....	4030	3173	78.7	4833	4114	85.1
50-54 years .....	3527	2432	69.0	3926	3073	78.3
55-59 years .....	2680	1617	60.3	3351	2306	68.8
60-64 years .....	1863	919	49.3	2543	1527	60.1
65 years and over .....	4297	1283	29.9	4872	1912	39.3
Not specified .....	31	23	74.2	0	0	××
<b>Male</b> .....	<b>34080</b>	<b>30126</b>	<b>88.4</b>	<b>36168</b>	<b>32913</b>	<b>91.0</b>
6-9 years .....	2274	2093	92.0	2605	2481	95.2
10-14 years .....	2888	2827	97.9	2911	2874	98.7
15-19 years .....	3347	3250	97.1	2786	2726	97.9
20-24 years .....	4202	4042	96.2	3237	3146	97.2
25-29 years .....	4355	4152	95.3	4143	4013	96.8
30-34 years .....	3516	3320	94.4	4340	4196	96.7
35-39 years .....	2850	2604	91.4	3572	3414	95.6
40-44 years .....	2486	2232	89.8	2814	2632	93.6
45-49 years .....	2027	1755	86.6	2454	2228	90.8
50-54 years .....	1765	1401	79.4	1976	1710	86.6
55-59 years .....	1327	978	73.7	1670	1330	79.7
60-64 years .....	881	574	65.2	1253	920	73.5
65 years and over .....	2142	883	41.2	2406	1243	51.7
Not specified .....	20	15	75.0	0	0	××
<b>Female</b> .....	<b>33602</b>	<b>27236</b>	<b>81.1</b>	<b>35339</b>	<b>29754</b>	<b>84.2</b>
6-9 years .....	2164	1986	91.8	2479	2360	95.2
10-14 years .....	2783	2717	97.6	2777	2738	98.6
15-19 years .....	3260	3156	96.8	2673	2614	97.8
20-24 years .....	4213	4023	95.5	3156	3055	96.8
25-29 years .....	4318	4082	94.5	4058	3892	95.9
30-34 years .....	3456	3166	91.6	4260	4059	95.3
35-39 years .....	2721	2344	86.1	3465	3193	92.1
40-44 years .....	2420	1920	79.3	2704	2341	86.6
45-49 years .....	2003	1418	70.8	2379	1887	79.3
50-54 years .....	1762	1031	58.5	1950	1363	69.9
55-59 years .....	1353	639	47.2	1681	976	58.1
60-64 years .....	982	344	35.0	1290	607	47.0
65 years and over .....	2155	400	18.6	2466	669	27.1
Not specified .....	12	9	75.0	0	0	××

1. People aged 7 and over were not asked on literacy status in the 1345 Census.

Source: Statistical Centre of Iran.



**17.3. NUMBER OF LITERATE PEOPLE AND LITERACY RATE AMONG POPULATION AGED SIX AND OVER IN URBAN AND RURAL AREAS BY SEX AND OSTAN, 1395 CENSUS**

(1000 persons- percent)

Ostan	Total								
	Population aged six and over			Literate			Literacy rate		
	Both sexes	Male	Female	Both sexes	Male	Female	Both sexes	Male	Female
<b>Total country .....</b>	<b>71506</b>	<b>36168</b>	<b>35339</b>	<b>62667</b>	<b>32913</b>	<b>29754</b>	<b>87.6</b>	<b>91.0</b>	<b>84.2</b>
East Azarbayejan.....	3526	1791	1735	2987	1600	1386	84.7	89.3	79.9
West Azarbayejan .....	2901	1470	1430	2380	1297	1082	82.0	88.2	75.7
Ardebil .....	1141	583	558	948	517	430	83.1	88.8	77.1
Esfahan.....	4643	2354	2289	4176	2181	1994	89.9	92.7	87.1
Alborz .....	2466	1250	1216	2274	1178	1097	92.2	94.2	90.2
Ilam .....	522	265	257	443	236	207	84.9	89.1	80.6
Bushehr .....	1025	550	475	914	505	409	89.2	91.9	86.1
Tehran .....	12118	6083	6035	11258	5757	5502	92.9	94.6	91.2
Chaharmahal&Bakhtiyari ...	837	425	412	709	381	328	84.7	89.5	79.7
South Khorasan .....	669	339	330	581	306	274	86.8	90.4	83.0
Khorasan-e-Razavi.....	5649	2841	2808	5032	2612	2421	89.1	91.9	86.2
North Khorasan .....	759	380	379	632	334	298	83.3	87.9	78.7
Khuzestan .....	4136	2093	2044	3569	1884	1685	86.3	90.0	82.5
Zanjan .....	943	476	467	800	425	375	84.8	89.3	80.3
Semnan.....	638	324	314	583	302	281	91.5	93.4	89.5
Sistan&Baluchestan .....	2280	1147	1132	1733	931	802	76.0	81.2	70.8
Fars .....	4372	2215	2157	3884	2030	1854	88.8	91.6	85.9
Qazvin .....	1145	584	561	1015	538	477	88.6	92.0	85.1
Qom .....	1139	580	559	1011	532	479	88.7	91.6	85.7
Kordestan .....	1435	726	708	1170	638	531	81.5	87.8	75.0
Kerman .....	2786	1424	1362	2380	1247	1134	85.4	87.5	83.2
Kermanshah .....	1771	893	878	1497	798	699	84.5	89.4	79.6
Kohgiluyeh&Boyerahmad ..	626	316	309	528	282	246	84.4	89.2	79.4
Golestan .....	1642	822	819	1413	745	669	86.1	90.6	81.6
Gilan.....	2355	1178	1177	2056	1072	984	87.3	91.0	83.6
Lorestan.....	1569	793	776	1302	692	610	83.0	87.2	78.6
Mazandaran.....	3023	1521	1502	2681	1398	1283	88.7	91.9	85.4
Markazi .....	1296	657	639	1127	598	529	87.0	91.1	82.8
Hormozgan.....	1532	782	750	1346	709	637	87.8	90.7	84.9
Hamedan .....	1565	790	774	1329	709	621	85.0	89.6	80.2
Yazd .....	998	514	484	907	478	429	90.9	92.9	88.6

**17.3. NUMBER OF LITERATE PEOPLE AND LITERACY RATE AMONG POPULATION  
AGED SIX AND OVER IN URBAN AND RURAL AREAS BY SEX AND OSTAN, 1395  
CENSUS (continued) (1000 persons- percent)**

Ostan	Urban areas								
	Population aged six and over			Literate			Literacy rate		
	Both sexes	Male	Female	Both Sexes	Male	Female	Both sexes	Male	Female
<i>Total country</i> .....	<i>53208</i>	<i>26791</i>	<i>26416</i>	<i>48305</i>	<i>25048</i>	<i>23257</i>	<i>90.8</i>	<i>93.5</i>	<i>88.0</i>
East Azarbayejan.....	2547	1285	1262	2244	1184	1060	88.1	92.1	84.0
West Azarbayejan .....	1908	959	949	1645	877	768	86.2	91.4	81.0
Ardebil .....	778	395	382	679	364	315	87.3	92.1	82.3
Esfahan.....	4093	2070	2023	3723	1933	1790	91.0	93.4	88.5
Alborz .....	2284	1154	1130	2120	1094	1026	92.8	94.8	90.8
Ilam .....	356	180	176	315	166	149	88.4	92.0	84.7
Bushehr .....	736	386	349	668	359	308	90.8	93.0	88.3
Tehran .....	11390	5696	5694	10645	5421	5224	93.5	95.2	91.8
Chaharmahal&Bakhtiari ...	541	274	267	480	254	226	88.7	92.6	84.7
South Khorasan .....	394	200	194	363	189	174	92.2	94.6	89.7
Khorasan-e-Razavi.....	4153	2082	2072	3820	1962	1858	92.0	94.2	89.7
North Khorasan .....	428	215	214	384	199	185	89.6	92.8	86.4
Khuzestan .....	3142	1583	1559	2820	1469	1351	89.7	92.8	86.7
Zanjan .....	636	321	315	568	298	270	89.3	92.9	85.5
Semnan.....	509	256	253	475	243	232	93.2	94.8	91.7
Sistan&Baluchestan .....	1121	570	551	943	503	440	84.2	88.4	79.8
Fars .....	3084	1555	1530	2824	1457	1366	91.5	93.7	89.3
Qazvin .....	856	434	421	782	409	373	91.4	94.2	88.5
Qom .....	1083	550	534	966	506	461	89.2	92.0	86.3
Kordestan .....	1015	512	503	866	465	401	85.3	90.8	79.7
Kerman .....	1648	841	807	1471	766	705	89.3	91.1	87.4
Kermanshah .....	1332	666	666	1167	611	557	87.6	91.6	83.6
Kohgiluyeh&Boyerahmad ..	349	177	172	314	166	149	90.0	93.7	86.1
Golestan .....	889	443	446	804	416	388	90.4	93.8	87.0
Gilan.....	1489	739	749	1377	703	674	92.5	95.0	90.0
LoRESTAN.....	1016	508	508	883	460	423	86.9	90.5	83.4
Mazandaran.....	1747	873	874	1609	826	784	92.1	94.6	89.6
Markazi .....	994	503	492	903	472	431	90.8	94.0	87.6
Hormozgan.....	843	432	411	779	407	371	92.4	94.4	90.3
Hamedan .....	993	497	496	885	461	423	89.1	92.9	85.3
Yazd .....	850	434	416	782	408	374	92.0	93.9	90.0

**17.3. NUMBER OF LITERATE PEOPLE AND LITERACY RATE AMONG POPULATION  
AGED SIX AND OVER IN URBAN AND RURAL AREAS BY SEX AND OSTAN, 1395  
CENSUS (continued) (1000 persons- percent)**

Ostan	Rural areas								
	Population aged six and over			Literate			Literacy rate		
	Both sexes	Male	Female	Both Sexes	Male	Female	Both sexes	Male	Female
<b>Total country .....</b>	<b>18255</b>	<b>9353</b>	<b>8902</b>	<b>14334</b>	<b>7849</b>	<b>6485</b>	<b>78.5</b>	<b>83.9</b>	<b>72.9</b>
East Azarbayejan.....	979	506	473	742	416	326	75.8	82.3	68.9
West Azarbayejan .....	992	511	482	735	421	314	74.0	82.3	65.2
Ardebil .....	363	188	176	269	154	115	74.1	81.9	65.8
Esfahan.....	551	285	266	452	248	204	82.1	87.1	76.8
Alborz .....	182	96	86	155	84	71	85.0	87.4	82.3
Ilam .....	166	85	81	128	71	58	77.5	83.1	71.7
Bushehr .....	287	163	125	245	146	100	85.3	89.5	79.9
Tehran .....	727	386	341	613	336	278	84.3	86.9	81.4
Chaharmahal&Bakhtiari ...	295	151	144	229	127	102	77.4	83.9	70.6
South Khorasan .....	275	139	136	217	117	100	79.1	84.5	73.6
Khorasan-e-Razavi.....	1495	759	736	1212	650	562	81.1	85.6	76.4
North Khorasan .....	330	165	165	248	134	113	75.1	81.5	68.7
Khuzestan .....	990	507	483	747	414	334	75.5	81.6	69.1
Zanjan .....	307	155	152	232	127	105	75.7	81.8	69.4
Semnan.....	128	67	61	109	59	49	84.5	88.3	80.3
Sistan&Baluchestan .....	1157	577	580	789	428	362	68.2	74.2	62.3
Fars .....	1272	652	620	1050	567	483	82.5	86.9	77.9
Qazvin .....	289	149	139	233	128	104	80.6	85.9	74.9
Qom .....	56	31	25	44	26	18	79.6	84.9	73.1
Kordestan .....	420	214	205	303	173	130	72.3	80.7	63.4
Kerman .....	1135	581	554	907	479	428	79.9	82.4	77.3
Kermanshah .....	434	224	210	327	186	141	75.4	82.9	67.4
Kohgiluyeh&Boyerahmad..	275	139	136	213	116	97	77.4	83.7	71.0
Golestan .....	751	378	373	608	328	280	81.0	86.8	75.1
Gilan.....	866	438	427	679	370	310	78.5	84.3	72.4
Lorestan.....	551	284	267	417	231	186	75.7	81.4	69.7
Mazandaran.....	1276	648	628	1072	573	499	84.0	88.4	79.5
Markazi .....	301	154	147	224	126	98	74.4	81.7	66.7
Hormozgan.....	687	349	338	566	301	265	82.3	86.2	78.4
Hamedan .....	570	293	277	444	247	197	77.9	84.2	71.1
Yazd .....	147	79	68	124	70	54	84.1	87.5	80.1

Source: Statistical Centre of Iran.

**17.4. PRIVATE HOUSEHOLDS BY SEX OF THE HEAD OF HOUSEHOLD, NUMBER OF MEMBERS, AND NUMBER OF LITERATE AND ILLITERATE MEMBERS, 1395 CENSUS**

Sex of the head and number of members	Total	Literate				
		None	1 person	2 persons	3 persons	4 persons and more
<b>Both sexes</b> .....	<b>24129490</b>	<b>1789612</b>	<b>2627036</b>	<b>7972207</b>	<b>5955998</b>	<b>5773984</b>
1 person .....	2046317	942862	1098292	××	××	××
2 persons .....	4987977	700646	858153	3427118	××	××
3 persons .....	6866620	85351	512665	3251250	3015770	××
4 persons .....	6673118	36155	115490	1122090	2343937	3054209
5 persons .....	2463012	13027	29804	136452	497842	1785464
6 persons .....	723814	5732	8065	26209	75757	607950
7 persons .....	233745	2883	2678	6136	16632	205360
8 persons .....	83533	1545	1022	1863	4203	74880
9 persons .....	30796	743	474	628	1204	27741
10 persons and more .....	20558	668	393	461	653	18380
<b>Male</b> .....	<b>21067737</b>	<b>946483</b>	<b>1668169</b>	<b>7303870</b>	<b>5564948</b>	<b>5575751</b>
1 person .....	686764	164174	519192	××	××	××
2 persons .....	4154085	650109	522575	2979554	××	××
3 persons .....	6346293	76316	476814	3060173	2731498	××
4 persons .....	6452935	33220	109405	1098290	2253508	2957321
5 persons .....	2380953	11963	28316	131984	484845	1723440
6 persons .....	694654	5293	7580	25179	73184	583319
7 persons .....	223299	2652	2524	5873	16089	196106
8 persons .....	79768	1431	953	1776	4049	71539
9 persons .....	29355	704	444	603	1152	26446
10 persons and more .....	19631	621	366	438	623	17580
<b>Female</b> .....	<b>3061753</b>	<b>843129</b>	<b>958867</b>	<b>668337</b>	<b>391050</b>	<b>198233</b>
1 person .....	1359553	778688	579100	××	××	××
2 persons .....	833892	50537	335578	447564	××	××
3 persons .....	520327	9035	35851	191077	284272	××
4 persons .....	220183	2935	6085	23800	90429	96888
5 persons .....	82059	1064	1488	4468	12997	62024
6 persons .....	29160	439	485	1030	2573	24631
7 persons .....	10446	231	154	263	543	9254
8 persons .....	3765	114	69	87	154	3341
9 persons .....	1441	39	30	25	52	1295
10 persons and more .....	927	47	27	23	30	800

**17.4. PRIVATE HOUSEHOLDS BY SEX OF THE HEAD OF HOUSEHOLD, NUMBER OF MEMBERS AND NUMBER OF LITERATE AND ILLITERATE MEMBERS, 1395 CENSUS (continued)**

Sex of the head and number of members	Illiterate					Not stated
	None	1 person	2 persons	3 persons	4 persons and more	
<b>Both sexes</b> .....	<b>17997430</b>	<b>3895670</b>	<b>1965842</b>	<b>192580</b>	<b>67315</b>	<b>10653</b>
1 person .....	1098292	942862	×	×	×	5163
2 persons .....	3492662	798944	694311	×	×	2060
3 persons .....	5636087	731111	444971	52867	×	1584
4 persons .....	5540431	708280	365557	45054	12559	1237
5 persons .....	1736579	433100	239930	38342	14638	423
6 persons .....	373608	182696	126937	26557	13915	101
7 persons .....	85960	64464	57112	15579	10574	56
8 persons .....	23214	22318	23173	7831	6977	20
9 persons .....	7010	7599	8628	3537	4016	6
10 persons and more .....	3587	4296	5223	2813	4636	3
<b>Male</b> .....	<b>16432257</b>	<b>2516205</b>	<b>1871226</b>	<b>178285</b>	<b>61248</b>	<b>8516</b>
1 person .....	519192	164174	×	×	×	3398
2 persons .....	2999418	505048	647772	×	×	1847
3 persons .....	5310026	565197	423484	46094	×	1492
4 persons .....	5422309	624763	352320	41742	10610	1191
5 persons .....	1701792	396811	232620	36247	13078	405
6 persons .....	363838	169027	123437	25430	12823	99
7 persons .....	83167	59522	55607	15038	9910	55
8 persons .....	22355	20677	22543	7577	6596	20
9 persons .....	6713	7010	8389	3419	3818	6
10 persons and more .....	3447	3976	5054	2738	4413	3
<b>Female</b> .....	<b>1565173</b>	<b>1379465</b>	<b>94616</b>	<b>14295</b>	<b>6067</b>	<b>2137</b>
1 person .....	579100	778688	×	×	×	1765
2 persons .....	493244	293896	46539	×	×	213
3 persons .....	326061	165914	21487	6773	×	92
4 persons .....	118122	83517	13237	3312	1949	46
5 persons .....	34787	36289	7310	2095	1560	18
6 persons .....	9770	13669	3500	1127	1092	2
7 persons .....	2793	4942	1505	541	664	1
8 persons .....	859	1641	630	254	381	0
9 persons .....	297	589	239	118	198	0
10 persons and more .....	140	320	169	75	223	0

Source: Statistical Centre of Iran.

**17.5. STUDENTS AND TEACHING STAFF AT DIFFERENT EDUCATIONAL LEVELS**

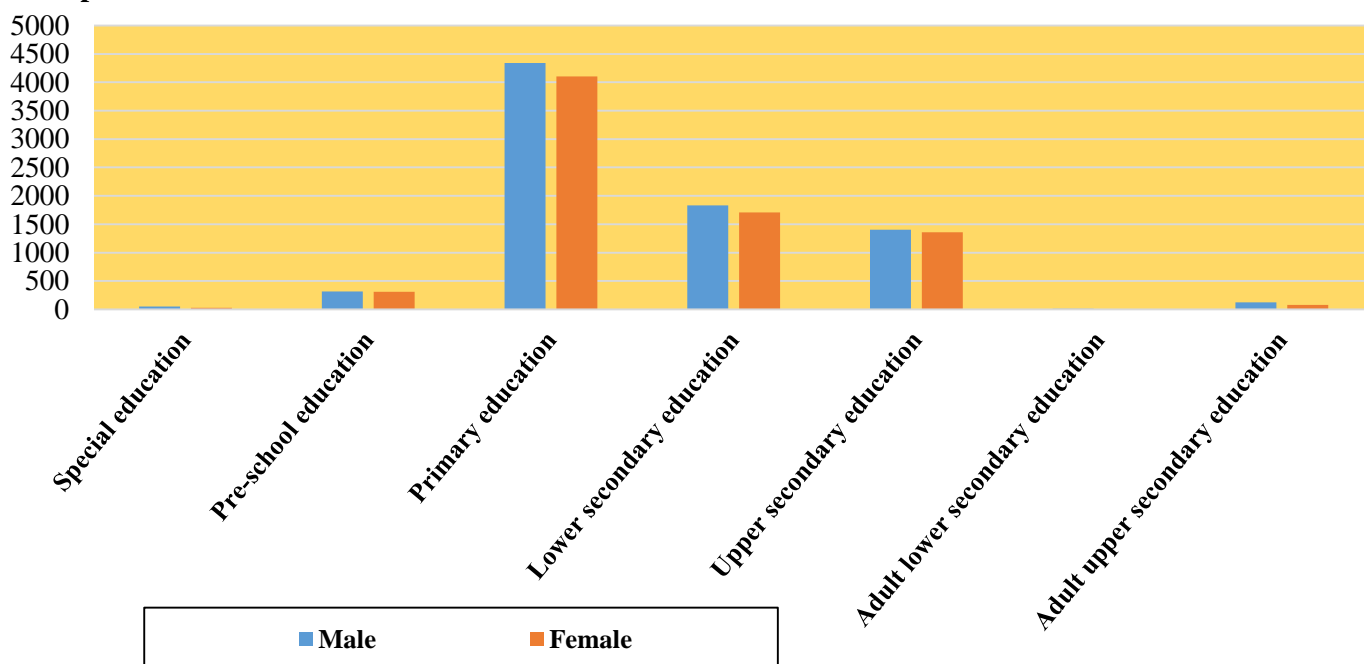
Academic year and educational level	Student			Teaching staff	
	Total	Male	Female	Teacher	Management and quality increasing
1380-81 .....	17882515	9359952	8522563	664672	344911
1385-86 .....	14984301	7741044	7243257	664657	253351
1390-91 .....	13351254	6932408	6418846	602571	263101
1395-96 .....	14220342	7349326	6871016	569892	226997
1396-97 .....	14700309	7599675	7100634	558386	227147
1397-98 .....	15462046	8001045	7461001	548568	215883
1398-99 .....	15774075	8137984	7636091	524440	212240
<b>1399-1400 .....</b>	<b>15666587</b>	<b>8073596</b>	<b>7592991</b>	<b>514818</b>	<b>215968</b>
Special education .....	77118	47931	29187	14236	4856
Pre-school education .....	620474	313797	306677	0 <sup>(1)</sup>	0 <sup>(1)</sup>
Primary education .....	8443528	4340356	4103172	222318	92111
Lower secondary education (First three years of high school) .....	3540375	1830836	1709539	127595	55674
Upper secondary education (Second three years of high school) .....	2765166	1406007	1359159	150669	63327
Adult lower secondary education .....	14532	8872	5660	0 <sup>(1)</sup>	0 <sup>(1)</sup>
Adult upper secondary education .....	205394	125797	79597	0 <sup>(1)</sup>	0 <sup>(1)</sup>

1. Provision of the employees at this level is not made by the Ministry of Education.

Source: Ministry of Education.

**17.1. STUDENTS AT DIFFERENT EDUCATIONAL LEVELS, ACADEMIC YEAR 1399-1400**

1000 persons



### 17.6. STUDENTS AND TEACHING STAFF OF THE MINISTRY OF EDUCATION <sup>(1)</sup> BY OSTAN, ACADEMIC YEAR 1399-1400

Ostan	Student			Teaching staff	
	Both sexes	Male	Female	Teacher	Management and quality increasing
<b>Total country .....</b>	<b>14749069</b>	<b>7577199</b>	<b>7171870</b>	<b>500582</b>	<b>211112</b>
East Azarbayejan.....	700043	363137	336906	23297	9313
West Azarbayejan .....	622471	324061	298410	20515	7208
Ardebil .....	228607	119679	108928	10343	3849
Esfahan.....	880393	448288	432105	26514	12545
Alborz .....	473147	242401	230746	12983	5888
Ilam .....	105352	54276	51076	6469	1877
Bushehr .....	226262	116148	110114	7203	3274
Tehran .....	2121065	1081836	1039229	53598	25245
Chaharmahal&Bakhtiari .....	187972	95747	92225	8111	2954
South Khorasan .....	165532	84806	80726	7476	2711
Khorasan-e-Razavi.....	1306829	668904	637925	41532	19161
North Khorasan .....	178694	92381	86313	7974	3137
Khuzestan.....	1003561	517895	485666	31013	15999
Zanjan .....	188951	97767	91184	7993	2967
Semnan.....	118555	60456	58099	4522	1821
Sistan&Baluchestan .....	762376	399490	362886	22321	8924
Fars.....	870177	443943	426234	32339	14364
Qazvin .....	228380	117907	110473	7684	3483
Qom.....	254554	128766	125788	7544	3467
Kordestan .....	287441	148965	138476	13504	4728
Kerman.....	609040	312748	296292	22715	9167
Kermanshah .....	327517	171167	156350	15341	5229
Kohgiluyeh&Boyerahmad .....	150635	77549	73086	8028	2844
Golestan .....	371274	190075	181199	11176	4827
Gilan.....	369867	188080	181787	15200	5149
Lorestan.....	331743	173427	158316	13850	5597
Mazandaran.....	507771	256556	251215	20961	8066
Markazi .....	239745	122722	117023	7843	3773
Hormozgan.....	391248	201366	189882	13496	5492
Hamedan .....	294370	151887	142483	11803	4364
Yazd .....	245497	124769	120728	7234	3689

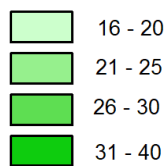
1. Excluding the special, pre-school, war devotees (known as Isargaran- veterans of the Holy Defense) and adult educational courses.

Source: Ministry of Education

### 17.2. TEACHER- STUDENT RATIO, ACADEMIC YEAR 1399- 1400



For data see table 17.6.





**17.7. SPECIAL STUDENTS BY EDUCATIONAL LEVELS**

Academic Year and educational level	Student
1380-81 .....	72904
1385-86 .....	67882
1390-91 .....	82326
1395-96 .....	73616
1396-97 .....	75158
1397-98 .....	79023
1398-99 .....	80337
<b>1399-1400</b> .....	<b>77118</b>
Pre-school .....	10354
Primary school .....	46363
Lower secondary education (First three years of high school) .....	1670
Pre-vocational lower secondary education .....	10073
Upper-secondary school( Second three years of high school) .....	7303
Pre-vocational upper-secondary school .....	1355

*Source: Ministry of Education.*

**17.8. STUDENTS, TEACHING STAFF AND FACILITIES IN SPECIAL EDUCATION COURSE**

Academic year and Ostan	Student			Teaching staff		School	Class
	Total	Male	Female	Teacher	Management and quality increasing		
1380-81 .....	72904	43744	29160	11260	4645	923	9133
1385-86 .....	67882	41075	26807	11131	5614	1349	10834
1390-91 .....	82326	50457	31869	11421	6976	1750	14532
1395-96 .....	73616	45759	27857	14921	5781	1521	12233
1396-97 .....	75158	46726	28432	15390	5367	1615	12299
1397-98 .....	79023	49127	29896	14933	5466	1658	12710
1398-99 .....	80337	49816	30521	14399	5239	1701	13087
<b>1399-1400 .....</b>	<b>77118</b>	<b>47931</b>	<b>29187</b>	<b>14236</b>	<b>4856</b>	<b>1736</b>	<b>12903</b>
East Azarbayejan.....	3880	2444	1436	613	216	74	631
West Azarbayejan .....	2498	1588	910	436	111	39	398
Ardebil .....	1568	1011	557	210	65	28	221
Esfahan.....	4900	2979	1921	843	303	115	857
Alborz .....	1887	1024	863	349	104	20	276
Ilam .....	588	366	222	167	45	21	118
Bushehr .....	1198	757	441	191	86	41	226
Tehran .....	8952	5472	3480	1485	516	106	1435
Chaharmahal&Bakhtiari .....	1253	793	460	246	93	41	234
South Khorasan .....	1455	924	531	280	95	38	249
Khorasan-e-Razavi.....	8018	5002	3016	1321	521	161	1305
North Khorasan .....	1458	894	564	249	59	72	232
Khuzestan .....	4517	2815	1702	794	250	105	797
Zanjan .....	978	603	375	219	78	26	175
Semnan.....	704	430	274	139	49	18	113
Sistan&Baluchestan .....	2963	1920	1043	445	107	43	435
Fars .....	5217	3151	2066	1078	447	137	895
Qazvin .....	969	606	363	255	73	25	190
Qom .....	1555	914	641	246	90	25	223
Kordestan .....	1337	856	481	388	91	38	242
Kerman .....	3808	2425	1383	730	258	105	651
Kermanshah .....	1559	981	578	283	105	35	231
Kohgiluyeh&Boyerahmad .....	922	605	317	284	78	60	202
Golestan .....	1889	1181	708	310	122	34	297
Gilan.....	2156	1360	796	470	153	57	387
Lorestan.....	1733	1058	675	400	139	52	333
Mazandaran.....	2648	1685	963	544	209	53	477
Markazi .....	1128	695	433	254	68	31	192
Hormozgan.....	2610	1693	917	423	116	69	407
Hamedan .....	1444	922	522	309	121	41	235
Yazd .....	1326	777	549	275	88	26	239

Source: Ministry of Education.

**17.9. PRE-SCHOOL STUDENTS AND FACILITIES**

Academic year and Ostan	Student			School	Class
	Total	Male	Female		
1380-81 .....	329062	160822	168240	9581	16119
1385-86 .....	552932	268349	284583	20543	26589
1390-91 .....	475395	232630	242765	16113	23504
1395-96 .....	837129	426740	410389	28220	40702
1396-97 .....	935706	476370	459336	31131	48228
1397-98 .....	1019565	519790	499775	29364	77102
1398-99 .....	1024832	519746	505086	31350	67824
<b>1399-1400<sup>(1)</sup> .....</b>	<b>620474</b>	<b>313797</b>	<b>306677</b>	<b>24810</b>	<b>44318</b>
East Azarbayejan.....	62092	31546	30546	1855	3704
West Azarbayejan .....	23000	11920	11080	557	1771
Ardebil .....	11565	5971	5594	852	1055
Esfahan.....	34891	17922	16969	1261	2028
Alborz .....	8821	4202	4619	388	518
Ilam .....	5112	2593	2519	327	447
Bushehr .....	5222	2680	2542	304	353
Tehran .....	19442	9383	10059	1063	1245
Chaharmahal&Bakhtiari .....	16126	8439	7687	766	1361
South Khorasan .....	7403	3834	3569	622	839
Khorasan-e-Razavi.....	21277	10579	10698	647	1305
North Khorasan .....	15853	8128	7725	634	647
Khuzestan .....	60001	29853	30148	2339	4388
Zanjan .....	11562	5931	5631	431	639
Semnan.....	4279	2178	2101	237	333
Sistan&Baluchestan .....	49903	25547	24356	1869	4067
Fars .....	21952	11238	10714	1095	1829
Qazvin .....	14907	7555	7352	345	669
Qom .....	4136	1958	2178	183	236
Kordestan .....	18631	9597	9034	835	1483
Kerman .....	40640	20036	20604	1999	2875
Kermanshah .....	15890	8257	7633	572	1352
Kohgiluyeh&Boyerahmad .....	7486	3814	3672	429	730
Golestan .....	17780	8949	8831	515	1216
Gilan.....	12604	6424	6180	1283	1484
Lorestan.....	20634	9840	10794	832	2090
Mazandaran.....	39528	20086	19442	629	2247
Markazi .....	6523	3227	3296	341	354
Hormozgan.....	20850	10730	10120	912	1813
Hamedan .....	11815	6133	5682	362	664
Yazd .....	10549	5247	5302	326	576

1. Due to the outbreak of the coronavirus disease in that year, the number of students and educational facilities of the pre-school educational course decreased significantly compared to the previous years.

Source: Ministry of Education.

**17.10. STUDENTS, EDUCATIONAL STAFF AND FACILITIES IN PRIMARY SCHOOL**

Academic year and Ostan	Student			Teaching staff		School	Class
	Total	Male	Female	Teacher	Management and quality increasing		
1380-81 .....	7513015	3924999	3588016	309260	83225	68836	313529
1385-86 .....	5827851	3009561	2818290	267516	65315	64646	278335
1390-91 .....	5701521	2932282	2769239	235193	83688	57619	259519
1395-96.....	7648765	3936666	3712099	265057	93068	63322	321865
1396-97.....	7877943	4053463	3824480	259740	96103	64624	337537
1397-98.....	8069427	4153325	3916102	249282	90829	65497	342612
1398-99.....	8293617	4266362	4027255	229226	87458	66484	352126
<b>1399-1400.....</b>	<b>8443528</b>	<b>4340356</b>	<b>4103172</b>	<b>222318</b>	<b>92111</b>	<b>67116</b>	<b>355973</b>
East Azarbayejan.....	394808	203541	191267	10448	4017	3815	18477
West Azarbayejan .....	363585	186878	176707	10102	3251	3319	15100
Ardebil .....	128576	66826	61750	4513	1521	1495	5893
Esfahan.....	490389	252104	238285	10532	5136	2957	20054
Alborz .....	259977	133936	126041	5196	2778	1025	9347
Ilam .....	57195	29528	27667	2906	726	759	3077
Bushehr .....	130336	67161	63175	3372	1506	995	5852
Tehran .....	1170218	601925	568293	22420	12041	3887	39716
Chaharmahal&Bakhtiyari .....	106231	54308	51923	3801	1228	1032	4931
South Khorasan .....	95438	48901	46537	3639	1071	1168	4778
Khorasan-e-Razavi.....	770897	395138	375759	18641	8340	5254	31274
North Khorasan .....	104625	53994	50631	3564	1294	1212	4880
Khuzestan .....	589831	301908	287923	13802	7384	5178	26322
Zanjan .....	108886	55737	53149	3542	1210	1086	4756
Semnan.....	66489	33978	32511	1884	716	441	2771
Sistan &Baluchestan .....	508676	262008	246668	12527	4342	4071	22232
Fars .....	488856	252250	236606	13931	6125	4272	21693
Qazvin .....	127705	65946	61759	3036	1527	978	5255
Qom .....	147965	75609	72356	2841	1607	644	5189
Kordestan .....	163081	83546	79535	6415	1961	1919	7624
Kerman .....	351465	181313	170152	10385	3831	3312	15572
Kermanshah .....	180079	93330	86749	7188	2194	2402	8005
Kohgiluyeh&Boyerahmad .....	86623	44308	42315	3781	1135	1668	4659
Golestan .....	222110	113145	108965	5087	2217	1447	9186
Gilan.....	192809	98767	94042	6387	2023	2092	9528
Lorestan.....	189698	98560	91138	5945	2337	2919	9524
Mazandaran.....	269009	137355	131654	8179	3082	2132	11860
Markazi .....	131707	67832	63875	3361	1585	1167	5741
Hormozgan.....	231630	118942	112688	6520	2424	2101	9719
Hamedan .....	169302	87087	82215	5245	1875	1538	7204
Yazd .....	145332	74495	70837	3128	1627	831	5754

Source: Ministry of Education.

**17.11. STUDENTS, TEACHING STAFF, AND FACILITIES IN LOWER SECONDARY SCHOOL**

Academic year and Ostan	Student			Teaching staff		School	Class
	Total	Male	Female	Teacher	Management and quality increasing		
1380-81 .....	4953894	2698328	2255566	182751	82887	29672	172776
1385-86 .....	3938661	2100894	1837767	181045	73714	31651	164781
1390-91 .....	3228405	1693270	1535135	165764	65074	25451	132185
1395-96 .....	3112243	1621096	1491147	142609	57972	24234	125943
1396-97 .....	3192790	1659171	1533619	142389	58299	24724	128638
1397-98 .....	3310987	1716600	1594387	137117	55601	25217	131837
1398-99 .....	3421592	1769179	1652413	129671	55899	26020	135726
<b>1399-1400.....</b>	<b>3540375</b>	<b>1830836</b>	<b>1709539</b>	<b>127595</b>	<b>55674</b>	<b>25882</b>	<b>137215</b>
East Azarbayejan.....	171624	89408	82216	6379	2521	1560	7394
West Azarbayejan .....	148731	79093	69638	4991	2024	1017	5550
Ardebil .....	55938	29342	26596	2907	1085	575	2507
Esfahan.....	213347	109218	104129	6715	3471	1354	8062
Alborz .....	115167	59180	55987	3203	1494	509	3877
Ilam .....	26342	13589	12753	1596	453	256	1200
Bushehr .....	54789	28044	26745	1778	801	469	2235
Tehran .....	516763	264751	252012	13455	6476	2145	17198
Chaharmahal&Bakhtiari .....	45157	23134	22023	1913	743	446	1921
South Khorasan .....	39304	20217	19087	1752	731	356	1652
Khorasan-e-Razavi.....	311934	160411	151523	11023	4893	2270	12199
North Khorasan .....	43703	22795	20908	2222	800	466	1958
Khuzestan .....	236398	123497	112901	8006	4219	1820	9565
Zanjan .....	45887	23918	21969	2209	737	418	1937
Semnan.....	28219	14397	13822	1191	520	233	1150
Sistan&Baluchestan .....	156939	84646	72293	4741	2430	1165	6040
Fars .....	213717	108978	104739	7932	3729	1664	8221
Qazvin .....	55811	29039	26772	2102	930	384	2097
Qom .....	60245	30651	29594	2253	929	264	2076
Kordestan .....	69980	36586	33394	3313	1290	680	2970
Kerman .....	145811	75022	70789	5402	2502	1192	5647
Kermanshah .....	81899	43105	38794	3716	1346	606	3233
Kohgiluyeh&Boyerahmad .....	35887	18603	17284	1977	700	411	1685
Golestan .....	88871	45900	42971	3143	1286	694	3474
Gilan.....	92852	47339	45513	3960	1425	931	4094
Lorestan.....	79136	41521	37615	3768	1444	753	3432
Mazandaran.....	127183	64563	62620	5730	2070	1069	5072
Markazi .....	59249	30599	28650	2026	1041	428	2283
Hormozgan.....	91533	47447	44086	3242	1450	830	3578
Hamedan .....	71955	37299	34656	3130	1208	568	2873
Yazd .....	56004	28544	27460	1820	926	349	2035

Source: Ministry of Education.

### 17.12. STUDENTS, EDUCATIONAL STAFF AND FACILITIES IN UPPER SECONDARY SCHOOL

Academic year and Ostan	Student			Teaching staff		School	Class
	Total	Male	Female	Teacher	Management and quality increasing		
1380-81 .....	3985150	2020296	1964854	161291 <sup>(1)</sup>	105467 <sup>(1)</sup>	17200	148340
1385-86 .....	3695947	1890567	1805380	190442 <sup>(1)</sup>	107448 <sup>(1)</sup>	22044	155274
1390-91 .....	2957328	1567691	1389637	189803 <sup>(1)</sup>	107363 <sup>(1)</sup>	20905	132130
1395-96 .....	2188159	1098954	1089205	147305	70176	18943	116932
1396-97 .....	2239535	1126816	1112719	140868	67378	19264	115604
1397-98 .....	2642666	1365295	1277371	147236	63987	19370	133925
1398-99 .....	2683806	1372019	1311787	151144	63644	18988	134094
<b>1399-1400 .....</b>	<b>2765166</b>	<b>1406007</b>	<b>1359159</b>	<b>150669</b>	<b>63327</b>	<b>19029</b>	<b>135035</b>
East Azarbayejan.....	133611	70188	63423	6470	2775	975	6715
West Azarbayejan .....	110155	58090	52065	5422	1933	656	4821
Ardebil .....	44093	23511	20582	2923	1243	389	2266
Esfahan.....	176657	86966	89691	9267	3938	1072	8831
Alborz .....	98003	49285	48718	4584	1616	419	4287
Ilam .....	21815	11159	10656	1967	698	238	1275
Bushehr .....	41137	20943	20194	2053	967	358	2221
Tehran .....	434084	215160	218924	17723	6728	1957	18635
Chaharmahal&Bakhtiari .....	36584	18305	18279	2397	983	369	1973
South Khorasan .....	30790	15688	15102	2085	909	264	1541
Khorasan-e-Razavi.....	223998	113355	110643	11868	5928	1466	10926
North Khorasan .....	30366	15592	14774	2188	1043	233	1572
Khuzestan .....	177332	92490	84842	9205	4396	1272	9123
Zanjan .....	34178	18112	16066	2242	1020	239	1670
Semnan.....	23847	12081	11766	1447	585	214	1389
Sistan &Baluchestan .....	96761	52836	43925	5053	2152	828	4815
Fars .....	167604	82715	84889	10476	4510	1347	8552
Qazvin .....	44864	22922	21942	2546	1026	284	2119
Qom .....	46344	22506	23838	2450	931	209	1910
Kordestan .....	54380	28833	25547	3776	1477	370	2760
Kerman .....	111764	56413	55351	6928	2834	964	5633
Kermanshah .....	65539	34732	30807	4437	1689	459	3157
Kohgiluyeh &Boyerahmad .....	28125	14638	13487	2270	1009	281	1630
Golestan .....	60293	31030	29263	2946	1324	475	2987
Gilan.....	84206	41974	42232	4853	1701	726	4595
Lorestan.....	62909	33346	29563	4137	1816	583	3435
Mazandaran.....	111579	54638	56941	7052	2914	801	5884
Markazi .....	48789	24291	24498	2456	1147	355	2413
Hormozgan.....	68085	34977	33108	3734	1618	589	3296
Hamedan .....	53113	27501	25612	3428	1281	345	2519
Yazd .....	44161	21730	22431	2286	1136	292	2085

1. Including pre-university level.

Source: Ministry of Education.

**17.13. UPPER SECONDARY SCHOOL STUDENTS BY GRADE AND FIELD OF STUDY AND OSTAN, ACADEMIC YEAR 1399-1400<sup>(1)</sup>**

Ostan	Total			Tenth grade	
	Both sexes	Male	Female	Male	Female
<b>Total country .....</b>	<b>2765166</b>	<b>1406007</b>	<b>1359159</b>	<b>495092</b>	<b>480059</b>
East Azarbayejan.....	133611	70188	63423	24718	22439
West Azarbayejan .....	110155	58090	52065	20589	18572
Ardebil .....	44093	23511	20582	8143	7312
Esfahan.....	176657	86966	89691	30301	31115
Alborz .....	98003	49285	48718	17511	17258
Ilam .....	21815	11159	10656	3942	3737
Bushehr .....	41137	20943	20194	7464	7149
Tehran .....	434084	215160	218924	75705	76754
Chaharmahal&Bakhtiari .....	36584	18305	18279	6530	6503
South Khorasan .....	30790	15688	15102	5527	5303
Khorasan-e-Razavi.....	223998	113355	110643	40641	39867
North Khorasan .....	30366	15592	14774	5642	5297
Khuzestan .....	177332	92490	84842	31762	29578
Zanjan .....	34178	18112	16066	6411	5813
Semnan.....	23847	12081	11766	4166	4199
Sistan&Baluchestan .....	96761	52836	43925	18854	16416
Fars .....	167604	82715	84889	28991	29624
Qazvin .....	44864	22922	21942	8096	7767
Qom .....	46344	22506	23838	8001	8394
Kordestan .....	54380	28833	25547	10133	9180
Kerman .....	111764	56413	55351	19875	19433
Kermanshah .....	65539	34732	30807	12111	10822
Kohgiluyeh&Boyerahmad .....	28125	14638	13487	5101	4687
Golestan .....	60293	31030	29263	11212	10713
Gilan.....	84206	41974	42232	14479	14455
Lorestan.....	62909	33346	29563	11645	10498
Mazandaran.....	111579	54638	56941	19077	19776
Markazi .....	48789	24291	24498	8638	8633
Hormozgan.....	68085	34977	33108	12161	11783
Hamedan .....	53113	27501	25612	9939	9167
Yazd .....	44161	21730	22431	7727	7815

**17.13. UPPER SECONDARY SCHOOL STUDENTS BY GRADE AND FIELD OF STUDY AND OSTAN, ACADEMIC YEAR 1399-1400 <sup>(1)</sup> (continued)**

Ostan	Eleventh grade						Twelfth grade	
	Theoretical upper secondary		Technical and vocational		Work and knowledge		Male	Female
	Male	Female	Male	Female	Male	Female		
<b>Total country .....</b>	<b>272106</b>	<b>334201</b>	<b>89640</b>	<b>56391</b>	<b>111209</b>	<b>64821</b>	<b>437960</b>	<b>423687</b>
East Azarbayejan.....	13599	15551	4596	3163	5270	2429	22005	19841
West Azarbayejan .....	12606	13906	3255	1803	3549	1855	18091	15929
Ardebil .....	4673	5263	1525	924	1897	735	7273	6348
Esfahan.....	15074	20023	6932	4452	7079	5382	27580	28719
Alborz .....	8921	11224	3056	2350	4621	2684	15176	15202
Ilam .....	2511	3142	549	305	724	200	3433	3272
Bushehr .....	3589	4862	1151	800	2293	1095	6446	6288
Tehran .....	45754	53781	12770	9615	14081	9808	66850	68966
Chaharmahal&Bakhtiari .	4179	4950	818	667	1219	600	5559	5559
South Khorasan .....	2711	3549	1053	849	1471	659	4926	4742
Khorasan-e-Razavi.....	19951	24651	7076	5000	11151	7569	34536	33556
North Khorasan .....	3139	3842	932	428	1138	750	4741	4457
Khuzestan .....	18415	23086	4768	1901	8351	3567	29194	26710
Zanjan .....	3386	3871	1193	805	1311	618	5811	4959
Semnan.....	1968	2377	941	668	1208	761	3798	3761
Sistan&Baluchestan .....	11612	12536	2212	728	4204	1504	15954	12741
Fars .....	16214	21621	5392	2857	6126	4038	25992	26749
Qazvin .....	4207	5152	1518	1086	1958	1197	7143	6740
Qom .....	4511	5769	1628	1160	1547	1149	6819	7366
Kordestan .....	5583	6307	2019	1241	2286	1151	8812	7668
Kerman .....	9283	13359	4894	3202	4524	1814	17837	17543
Kermanshah .....	7472	8533	1986	1272	2281	746	10882	9434
Kohgiluyeh&Boyerahmad	3530	3797	599	395	824	356	4584	4252
Golestan .....	5766	7003	2050	1111	2763	1766	9239	8670
Gilan.....	7094	10065	3218	1746	3495	2178	13688	13788
Lorestan.....	7994	8326	1758	708	1632	1003	10317	9028
Mazandaran.....	9433	12687	4103	2688	4550	3382	17475	18408
Markazi .....	4127	5855	1997	1084	1978	1267	7551	7659
Hormozgan.....	5694	8034	1978	1134	4192	1876	10952	10281
Hamedan .....	5069	5947	2150	1117	1890	1465	8453	7916
Yazd .....	4041	5132	1523	1132	1596	1217	6843	7135

1. Excluding Devotees (known as Isargaran- veterans of the Holy Defense).

Source: Ministry of Education.



**17.14. STUDENTS AND TEACHING STAFF IN IRANIAN SCHOOLS ABROAD**

Academic year and educational level	Student	Teaching staff
1380-81 .....	16125	1086
1385-86 .....	14595	1633
1390-91 .....	16557	1867
1395-96 .....	13041	000
1396-97 .....	12166	000
1397-98 .....	11286	000
1398-99 .....	10418	000
<b>1399-1400 .....</b>	<b>8767</b>	<b>000</b>
Primary school .....	4658	000
Lower secondary school.....	2170	000
Upper secondary school .....	1939	000

*Source: Ministry of Education.*

### 17.15. STUDENTS AND EDUCATIONAL FACILITIES OF ADULTS LOWER SECONDARY COURSES (FIRST THREE YEARS OF HIGH SCHOOL)

Academic year and Ostan	Student			School	Class
	Total	Male	Female		
1380-81 .....	51011	26252	24759	522	1978
1385-86 .....	40894	15833	25061	461	1852
1390-91 <sup>(1)</sup> .....	27824	11323	16501	771	4169
1395-96 .....	18311	9400	8911	863	1648
1396-97 .....	19838	10878	8960	906	2110
1397-98 .....	17460	10314	7146	862	1841
1398-99 .....	19668	11672	7996	968	000
<b>1399-1400 .....</b>	<b>14532</b>	<b>8872</b>	<b>5660</b>	<b>887</b>	<b>000</b>
East Azarbayejan.....	986	708	278	40	000
West Azarbayejan .....	647	447	200	34	000
Ardebil .....	115	39	76	11	000
Esfahan.....	931	673	258	56	000
Alborz .....	369	132	237	20	000
Ilam .....	130	105	25	15	000
Bushehr .....	277	166	111	16	000
Tehran .....	1632	964	668	72	000
Chaharmahal&Bakhtiyari .....	110	79	31	10	000
South Khorasan .....	44	43	1	4	000
Khorasan-e-Razavi.....	1663	867	796	108	000
North Khorasan .....	389	293	96	24	000
Khuzestan .....	959	579	380	38	000
Zanjan .....	76	25	51	10	000
Semnan.....	161	77	84	8	000
Sistan&Baluchestan .....	410	173	237	24	000
Fars .....	926	584	342	68	000
Qazvin .....	611	421	190	21	000
Qom .....	470	269	201	14	000
Kordestan.....	200	72	128	22	000
Kerman .....	486	387	99	27	000
Kermanshah .....	170	75	95	19	000
Kohgiluyeh&Boyerahmad .....	66	43	23	11	000
Golestan .....	296	191	105	25	000
Gilan.....	249	115	134	31	000
Lorestan.....	250	113	137	40	000
Mazandaran.....	634	361	273	47	000
Markazi .....	451	337	114	23	000
Hormozgan.....	206	152	54	15	000
Hamedan .....	331	204	127	16	000
Yazd .....	287	178	109	18	000

1. The remarkable change in the data compared to the previous year is due to the changes which occurred in the educational system.

Source: Ministry of Education.

### 17.16. STUDENTS AND EDUCATIONAL FACILITIES OF ADULT UPPER SECONDARY EDUCATION

Academic year and Ostan	Student			School	Class
	Total	Male	Female		
1380-81 .....	322680	208001	114679	1602	12363
1385-86.....	323916	204367	119549	2599	16167
1390-91 <sup>(1)</sup> .....	396246	242616	153630	4034	27608
1395-96 .....	342119	210711	131408	5546	28675
1396-97 .....	359339	226251	133088	5479	36776
1397-98 .....	322918	186594	136324	5492	35726
1398-99 .....	250223	149190	101033	5235	000
<b>1399-1400 .....</b>	<b>205394</b>	<b>125797</b>	<b>79597</b>	<b>5631</b>	<b>000</b>
East Azarbayejan.....	8564	5679	2885	248	000
West Azarbayejan .....	9022	5624	3398	265	000
Ardebil .....	4233	2797	1436	105	000
Esfahan.....	10449	7028	3421	303	000
Alborz .....	8806	5431	3375	137	000
Ilam .....	2170	1484	686	106	000
Bushehr .....	3848	2192	1656	122	000
Tehran .....	25049	15247	9802	453	000
Chaharmahal&Bakhtiari .....	2913	1793	1120	90	000
South Khorasan .....	767	600	167	56	000
Khorasan-e-Razavi.....	17246	9919	7327	485	000
North Khorasan .....	3145	2049	1096	103	000
Khuzestan .....	15005	9104	5901	317	000
Zanjan .....	1829	1125	704	62	000
Semnan.....	1198	700	498	61	000
Sistan&Baluchestan .....	6562	3771	2791	179	000
Fars .....	13238	8135	5103	460	000
Qazvin .....	4359	2635	1724	91	000
Qom .....	2972	1561	1411	59	000
Kordestan .....	4582	2736	1846	110	000
Kerman .....	9689	6328	3361	226	000
Kermanshah .....	4748	3107	1641	140	000
Kohgiluyeh&Boyerahmad .....	3819	2316	1503	106	000
Golestan .....	4413	2717	1696	147	000
Gilan.....	6153	3411	2742	254	000
Lorestan.....	7680	4707	2973	222	000
Mazandaran.....	8168	5128	3040	298	000
Markazi .....	3383	1856	1527	106	000
Hormozgan.....	3545	2037	1508	119	000
Hamedan .....	4693	2602	2091	113	000
Yazd .....	3146	1978	1168	88	000

1. The remarkable change in the data compared to the previous year is due to the changes which occurred in the educational system

Source: Ministry of Education.

### 17.17. STUDENTS COMPLETED PRIMARY AND LOWER SECONDARY EDUCATION <sup>(1)</sup> BY SEX

Academic year and Ostan	Primary			Lower secondary education		
	Total	Male	Female	Total	Male	Female
1379-80 .....	7787816	4040961	3746855	4391957	2269653	2122304
1384-85 .....	5760886	2962916	2797970	3695157	1902523	1792634
1389-90 .....	5551412	2849159	2702253	3163358	1645923	1517435
1394-95 .....	7193340	3696204	3497136	2884999	1496702	1388297
1395-96 .....	7479839	3845761	3634078	2951288	1524992	1426296
1396-97 .....	7691762	3952726	3739036	3016038	1550662	1465376
1397-98 .....	7899363	4057975	3841388	3113782	1593298	1520484
<b>1398-99 .....</b>	<b>8213495</b>	<b>4183112</b>	<b>4030383</b>	<b>3336960</b>	<b>1721308</b>	<b>1615652</b>
East Azarbayejan.....	384884	197543	187341	162010	84311	77699
West Azarbayejan .....	352893	180801	172092	140723	74970	65753
Ardebil .....	126175	65184	60991	52702	27604	25098
Esfahan.....	476710	243588	233122	205005	104828	100177
Alborz .....	255469	131145	124324	111483	57220	54263
Ilam .....	55537	28429	27108	25264	12986	12278
Bushehr .....	126701	64531	62170	50993	26160	24833
Tehran .....	1152201	588642	563559	498256	253502	244754
Chaharmahal & Bakhtiyari .....	102951	52257	50694	42999	22149	20850
South Khorasan .....	90952	46217	44735	36475	18724	17751
Khorasan-e-Razavi.....	749201	380191	369010	291000	149201	141799
North Khorasan .....	100820	51211	49609	39837	20877	18960
Khuzestan .....	574011	290753	283258	219983	114603	105380
Zanjan .....	105055	53639	51416	43324	22554	20770
Semnan.....	64345	32597	31748	27518	13853	13665
Sistan & Baluchestan .....	475951	236827	239124	133876	72900	60976
Fars .....	482247	246712	235535	200562	101741	98821
Qazvin .....	123938	63626	60312	52714	27167	25547
Qom .....	143306	72702	70604	56508	28999	27509
Kordestan .....	157775	80458	77317	67331	35228	32103
Kerman .....	341074	173751	167323	135741	69330	66411
Kermanshah .....	176531	91022	85509	78458	41395	37063
Kohgiluyeh & Boyerahmad .....	84623	42826	41797	33034	17121	15913
Golestan .....	215018	108884	106134	82342	42119	40223
Gilan.....	190702	97106	93596	90679	46250	44429
Lorestan.....	182559	93706	88853	74477	38924	35553
Mazandaran.....	265848	135028	130820	122712	62056	60656
Markazi .....	128233	65609	62624	56654	29194	27460
Hormozgan.....	224330	113938	110392	84349	43526	40823
Hamedan .....	163532	83204	80328	67816	35146	32670
Yazd .....	139923	70985	68938	52135	26670	25465

1. Excluding adult students

Source: Ministry of Education.

**17.18. GRADUATES OF UPPER SECONDARY SCHOOL <sup>(1)</sup> BY FIELD OF STUDY**

Academic year and Ostan	Total			Theoretical upper secondary			
				Mathematics and physics		Experimental sciences	
	Both sexes	Male	Female	Male	Female	Male	Female
1379-80.....	806994	357028	449966	117579	95845	62455	140106
1384-85.....	719471	298758	420713	78872	66860	44238	121001
1389-90.....	859865	428762	431103	90635	63670	69621	101048
1394-95.....	600358	281138	319220	60339	35411	69152	127107
1395-96.....	589127	274743	314384	59533	35622	75838	128225
1396-97 <sup>(3)</sup> .....	53544	38890	14654	1464	343	3495	2116
1397-98.....	586248	266568	319680	48116	28421	79002	138341
<b>1398-99.....</b>	<b>636298</b>	<b>296218</b>	<b>340080</b>	<b>43205</b>	<b>26587</b>	<b>72820</b>	<b>126626</b>
East Azarbayejan.....	30941	14708	16233	1879	1340	3941	6255
West Azarbayejan.....	22435	10696	11739	679	363	3713	5604
Ardebil.....	10247	5098	5149	304	170	1491	2334
Esfahan.....	45632	19985	25647	3944	2250	4182	8139
Alborz.....	21907	10112	11795	2107	1468	2144	3884
Ilam.....	5126	2438	2688	123	52	899	1323
Bushehr.....	8959	4362	4597	578	229	993	1710
Tehran.....	105782	47956	57826	13610	9323	9490	18350
Chaharmahal&Bakhtiyari.....	8403	3866	4537	414	220	1049	1789
South Khorasan.....	7853	3717	4136	341	169	928	1493
Khorasan-e-Razavi.....	49831	22661	27170	3019	1895	5924	9937
North Khorasan.....	6022	2816	3206	240	159	807	1334
Khuzestan.....	34856	17009	17847	1663	682	3832	7906
Zanjan.....	7491	3607	3884	323	205	1032	1644
Semnan.....	6013	2708	3305	390	274	531	925
Sistan & Baluchestan.....	20009	10521	9488	547	287	2596	3679
Fars.....	38008	16597	21411	2262	1073	4834	9241
Qazvin.....	10603	5053	5550	551	352	1070	1910
Qom.....	11257	5056	6201	835	513	1172	2121
Kordestan.....	11566	5884	5682	408	332	1684	2105
Kerman.....	27004	12483	14521	1494	815	2336	5169
Kermanshah.....	13230	6372	6858	418	235	2394	3506
Kohgiluyeh&Boyerahmad.....	5856	2921	2935	66	16	1021	1454
Golestan.....	13552	6379	7173	359	196	2016	3155
Gilan.....	20100	9440	10660	1041	562	2149	4036
Lorestan.....	13261	6381	6880	404	212	1938	3189
Mazandaran.....	29769	13616	16153	1962	1252	3266	5418
Markazi.....	11116	5159	5957	851	456	1267	2182
Hormozgan.....	16076	7910	8166	910	662	1272	2469
Hamedan.....	12431	5894	6537	656	362	1510	2394
Yazd.....	10962	4813	6149	827	463	1339	1971

**17.18. GRADUATES <sup>(1)</sup> OF UPPER SECONDARY SCHOOL BY FIELD OF STUDY (continued)**

Academic year and Ostan	Theoretical upper secondary		Technical and vocational		Work and knowledge	
	Humanities <sup>(2)</sup>		Male	Female	Male	Female
	Male	Female				
1379-80 .....	82457	157475	59715	35823	34822	20717
1384-85 .....	48140	119684	61474	48456	66033	64712
1389-90 .....	65588	140082	78368	41717	123552	67668
1394-95 .....	36372	74541	47242	36707	68033	45454
1395-96 .....	35656	68839	43112	38436	60604	43262
1396-97 <sup>(3)</sup> .....	3643	2695	6841	2858	23447	6642
1397-98 .....	44226	81444	53231	39740	41993	31734
<b>1398-99 .....</b>	<b>61711</b>	<b>101591</b>	<b>55949</b>	<b>41861</b>	<b>62533</b>	<b>43415</b>
East Azarbayejan.....	3401	4737	2622	2160	2865	1741
West Azarbayejan .....	2264	3358	1757	1133	2283	1281
Ardebil .....	1106	1462	1042	628	1155	555
Esfahan.....	3559	7364	4271	3694	4029	4200
Alborz .....	1792	3178	1690	1718	2379	1547
Ilam .....	627	848	342	219	447	246
Bushehr .....	710	1386	809	551	1272	721
Tehran .....	9281	16014	8320	7590	7255	6549
Chaharmahal&Bakhtiyari .....	1112	1536	494	520	797	472
South Khorasan .....	946	1379	677	578	825	517
Khorasan-e-Razavi.....	4581	7699	4223	3682	4914	3957
North Khorasan .....	686	1025	590	319	493	369
Khuzestan .....	3196	5589	3099	1205	5219	2465
Zanjan .....	941	1256	632	418	679	361
Semnan.....	564	930	571	580	652	596
Sistan&Baluchestan .....	3199	3792	1602	534	2577	1196
Fars .....	2974	5516	3128	2456	3399	3125
Qazvin .....	1197	1626	1077	817	1158	845
Qom .....	1222	2024	957	855	870	688
Kordestan .....	1265	1801	1211	816	1316	628
Kerman .....	2119	4578	3417	2456	3117	1503
Kermanshah .....	1480	1967	1039	682	1041	468
Kohgiluyeh&Boyerahmad .....	905	981	382	248	547	236
Golestan .....	1496	2259	1017	634	1491	929
Gilan.....	2021	3434	2163	1263	2066	1365
Lorestan.....	1607	2308	1297	542	1135	629
Mazandaran.....	2766	5053	2725	2135	2897	2295
Markazi .....	948	1815	1151	814	942	690
Hormozgan.....	1423	2847	1377	819	2928	1369
Hamedan .....	1373	1951	1167	787	1188	1043
Yazd .....	950	1878	1100	1008	597	829

1. Include day and adults courses.

2. Including graduates from Islamic Ma'aref course.

3. The remarkable change in the data compared to the previous year is due to the changes which occurred in the educational system (with the shift in the educational system to 6-3-3, the upper secondary school did not have the third grade, and the included statistics relate to the remaining graduates from the previous years).

Source: Ministry of Education.

### 17.19. LEARNERS COVERED BY THE LITERACY MOVEMENT COURSES IN URBAN AND RURAL AREAS

Year and course	Urban areas			Rural areas <sup>(1)</sup>		
	Total	Male	Female	Total	Male	Female
<i><b>Total</b></i>						
1395.....	261933	53252	208681	222912	59170	163742
1396.....	210468	36575	173893	170615	40074	130541
1397.....	230411	38018	192393	182740	40624	142116
1398.....	212684	29920	182764	171222	33027	138195
<b>1399.....</b>	<b>149967</b>	<b>19622</b>	<b>130345</b>	<b>145054</b>	<b>27574</b>	<b>117480</b>
<i><b>Literacy education course</b></i>						
1395.....	149877	42949	106928	124764	43634	81130
1396.....	112440	28464	83976	88740	28209	60531
1397.....	128891	29353	99538	95804	29563	66241
1398.....	105952	21027	84925	79257	21211	58046
<b>1399.....</b>	<b>68340</b>	<b>12950</b>	<b>55390</b>	<b>65278</b>	<b>17251</b>	<b>48027</b>
<i><b>Transition course</b></i>						
1395.....	76382	6830	69552	60779	9165	51614
1396.....	65763	5516	60247	49638	6783	42855
1397.....	59674	5213	54461	46051	5983	40068
1398.....	56887	5382	51505	41368	5385	35983
<b>1399.....</b>	<b>48404</b>	<b>4091</b>	<b>44313</b>	<b>43457</b>	<b>5577</b>	<b>37880</b>
<i><b>Stabilization course</b></i>						
1395.....	35674	3473	32201	37369	6371	30998
1396.....	32265	2595	29670	32237	5082	27155
1397.....	41846	3452	38394	40885	5078	35807
1398.....	49845	3511	46334	50597	6431	44166
<b>1399.....</b>	<b>33223</b>	<b>2581</b>	<b>30642</b>	<b>36319</b>	<b>4746</b>	<b>31573</b>

1. Including data related to nomads covered by the Literacy Movement Organization.

Source: Literacy Movement Organization.

**17.20. LEARNERS COMPLETED LITERACY MOVEMENT COURSES BY SEX**

Year and Ostan	Total			Literacy education		Transition		Stabilization	
	Both sexes	Male	Female	Male	Female	Male	Female	Male	Female
1390.....	233026	56308	176718	54130	141513	-	-	2178	35205
1394.....	303791	64686	239105	49253	115856	9530	80917	5903	42332
1395.....	273542	59233	214309	42969	108111	9531	70498	6733	35700
1396.....	214052	39459	174593	27396	82054	7365	60757	4698	31782
1397.....	207356	30851	176505	21095	86032	5364	53811	4392	36662
<b>1398.....</b>	<b>172154</b>	<b>24527</b>	<b>147627</b>	<b>14627</b>	<b>65073</b>	<b>5689</b>	<b>46667</b>	<b>4211</b>	<b>35887</b>
East Azarbayejan.....	16131	3192	12939	1927	6276	573	2963	692	3700
West Azarbayejan .....	15637	2337	13300	1521	6161	484	4221	332	2918
Ardebil .....	2842	241	2601	176	1207	49	701	16	693
Esfahan.....	5862	552	5310	306	1772	180	2393	66	1145
Alborz .....	2006	255	1751	136	767	77	621	42	363
Ilam .....	1513	153	1360	72	432	41	521	40	407
Bushehr .....	454	32	422	13	197	19	196	0	29
Tehran .....	7385	666	6719	519	3640	142	2812	5	267
Chaharmahal&Bakhtiyari	1705	180	1525	132	673	31	486	17	366
South Khorasan .....	1127	200	927	90	309	36	325	74	293
Khorasan-e-Razavi.....	15268	2025	13243	1246	5676	403	4373	376	3194
North Khorasan .....	2896	335	2561	258	896	53	870	24	795
Khuzestan .....	14026	2393	11633	1260	4210	596	4066	537	3357
Zanjan .....	1746	165	1581	106	517	31	664	28	400
Semnan.....	927	140	787	75	354	49	321	16	112
Sistan&Baluchestan .....	8754	2205	6549	624	1497	1040	2464	541	2588
Fars .....	14390	1659	12731	1277	7743	270	2791	112	2197
Qazvin .....	1582	79	1503	47	516	21	648	11	339
Qom .....	4232	527	3705	285	1698	195	1542	47	465
Kordestan .....	6308	486	5822	360	2522	60	1731	66	1569
Kerman .....	6842	1304	5538	778	2407	338	2114	188	1017
Kermanshah .....	7390	795	6595	482	3263	174	1739	139	1593
Kohgiluyeh&Boyerahmad	2924	566	2358	293	884	112	695	161	779
Golestan .....	6428	679	5749	416	2622	119	1462	144	1665
Gilan.....	4720	693	4027	475	1792	130	1074	88	1161
Lorestan.....	5080	903	4177	607	1924	173	1037	123	1216
Mazandaran.....	1946	166	1780	128	801	19	556	19	423
Markazi .....	1138	150	988	101	319	38	370	11	299
Hormozgan.....	4132	525	3607	364	1579	59	1021	102	1007
Hamedan .....	3237	233	3004	175	1020	26	1106	32	878
Yazd .....	3526	691	2835	378	1399	151	784	162	652

Source: Literacy Movement Organization.



### 17.21. FULL-TIME TEACHING STAFF OF UNIVERSITIES AND HIGHER EDUCATION INSTITUTES <sup>(1)</sup> BY OSTAN AND SEX

Academic year and Ostan	Both sexes	Male	Female
1380-81 .....	39294	32113	7181
1385-86 .....	49428	39066	10362
1390-91 .....	73794	57757	16037
1395-96 .....	81683	60965	20718
1396-97 <sup>(2)</sup> .....	86488	63243	23245
1397-98 <sup>(2)</sup> .....	86932	63288	23644
1398-99 <sup>(2)</sup> .....	88255	63921	24334
<b>1399-1400<sup>(3)</sup> .....</b>	<b>55425</b>	<b>39850</b>	<b>15575</b>
East Azarbayejan.....	2821	2161	660
West Azarbayejan .....	1303	996	307
Ardebil .....	767	600	167
Esfahan.....	3361	2465	896
Alborz .....	1109	836	273
Ilam .....	528	389	139
Bushehr .....	548	375	173
Tehran .....	13899	9772	4127
Chaharmahal&Bakhtiyari .....	698	501	197
South Khorasan .....	837	581	256
Khorasan-e-Razavi.....	3531	2508	1023
North Khorasan .....	566	358	208
Khuzestan .....	2171	1473	698
Zanjan .....	1041	737	304
Semnan.....	1445	1085	360
Sistan&Baluchestan .....	1649	1149	500
Fars .....	2622	1787	835
Qazvin .....	927	647	280
Qom .....	1219	989	230
Kordestan .....	736	605	131
Kerman .....	2403	1558	845
Kermanshah .....	1199	893	306
Kohgiluyeh&Boyerahmad .....	473	387	86
Golestan .....	926	677	249
Gilan.....	1291	927	364
Lorestan.....	890	657	233
Mazandaran.....	2392	1766	626
Markazi .....	869	636	233
Hormozgan.....	578	381	197
Hamedan .....	1341	999	342
Yazd .....	1285	955	330

1. Including Islamic Azad University.

2. In spite of repeated follow-ups from the Islamic University of Azad, the university did not provide statistics from university instructors for academic years 1396-97, 1397-98, and 1398-99. Therefore, in order to maintain the comprehensiveness of the information (data) for these years, the statistics of the academic year 1395-96 of the Islamic Azad University were used.

3. Excluding statistics of the Islamic Azad University in this year.

Source: Ministry of Science, Research and Technology.

### 17.22. FULL-TIME TEACHING STAFF OF UNIVERSITIES AND HIGHER EDUCATION INSTITUTES <sup>(1)</sup> BY ACADEMIC RANK

Academic year and Ostan	Total	Faculty member					Non-faculty instructor
		Full professor	Associate professor	Assistant professor	Lecturer	Assistant lecturer	
1380-81 .....	39294	1424	2016	12023	18545	739	4547
1385-86 .....	49428	1803	3345	17789	22829	799	2863
1390-91 .....	73794	2840	6364	26594	28789	2511	6696
1395-96 .....	81683	5147	10975	39731	24192	268	1370
1396-97 <sup>(2)</sup> .....	86488	6291	12330	42941	23767	263	896
1397-98 <sup>(2)</sup> .....	86932	6328	13021	43911	22793	206	673
1398-99 <sup>(2)</sup> .....	88255	6856	13855	44367	21996	201	980
<b>1399-1400<sup>(3)</sup> .....</b>	<b>55425</b>	<b>5987</b>	<b>12342</b>	<b>29210</b>	<b>7122</b>	<b>19</b>	<b>745</b>
East Azarbayejan.....	2821	484	773	1250	285	0	29
West Azarbayejan .....	1303	112	270	710	202	0	9
Ardebil .....	767	87	193	377	106	0	4
Esfahan.....	3361	483	862	1542	423	1	50
Alborz .....	1109	181	274	546	96	0	12
Ilam .....	528	16	89	308	113	0	2
Bushehr .....	548	19	86	327	108	0	8
Tehran .....	13899	2303	3816	6885	660	3	232
Chaharmahal&Bakhtiari .....	698	41	163	390	95	0	9
South Khorasan .....	837	41	151	448	191	1	5
Khorasan-e-Razavi.....	3531	429	737	1734	583	1	47
North Khorasan .....	566	1	29	384	143	0	9
Khuzestan .....	2171	177	351	1161	470	2	10
Zanjan .....	1041	53	229	633	121	0	5
Semnan.....	1445	69	289	881	195	0	11
Sistan&Baluchestan .....	1649	67	264	846	467	0	5
Fars .....	2622	371	570	1278	380	1	22
Qazvin .....	927	39	166	569	124	4	25
Qom .....	1219	46	262	736	168	0	7
Kordestan .....	736	25	151	428	119	0	13
Kerman .....	2403	174	410	1379	406	0	34
Kermanshah .....	1199	85	246	688	166	0	14
Kohgiluyeh&Boyerahmad .....	473	17	90	302	51	0	13
Golestan .....	926	35	197	540	123	0	31
Gilan.....	1291	116	305	656	185	0	29
Lorestan.....	890	43	130	532	171	6	8
Mazandaran.....	2392	206	478	1282	388	0	38
Markazi .....	869	35	136	555	138	0	5
Hormozgan.....	578	5	79	377	112	0	5
Hamedan .....	1341	126	276	735	183	0	21
Yazd .....	1285	101	270	731	150	0	33

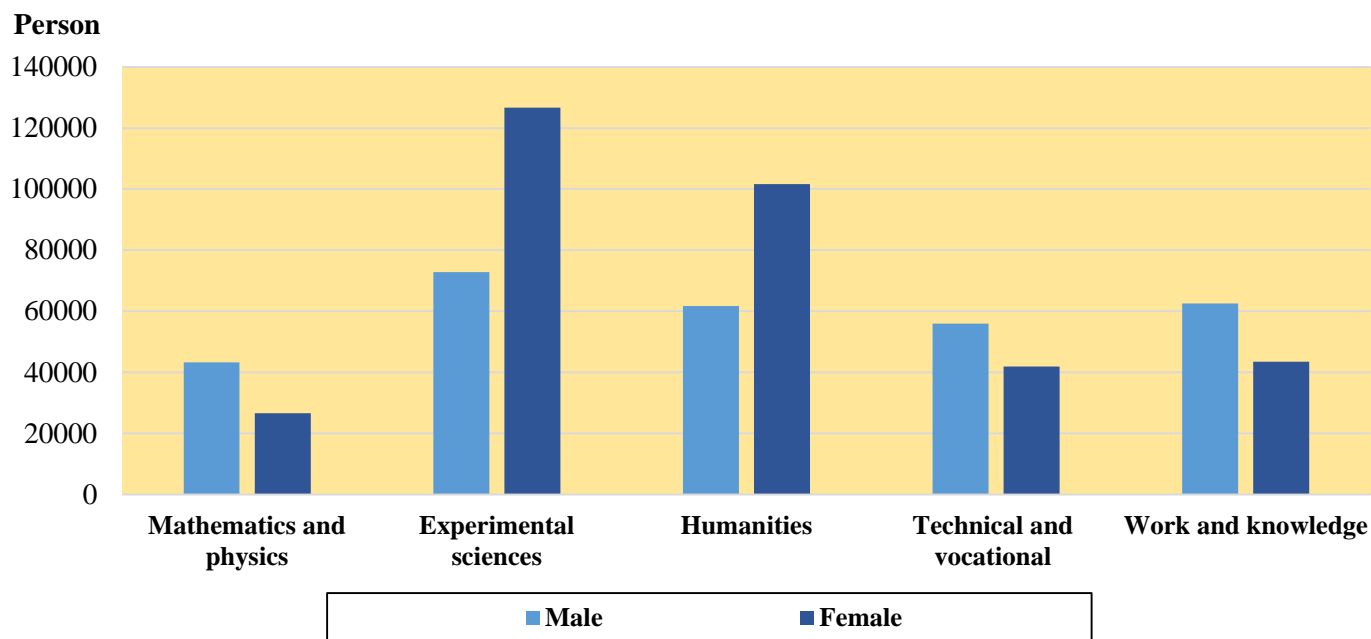
1. Including Islamic Azad University.

2. In spite of repeated follow-ups from the Islamic University of Azad, the university did not provide statistics from university instructors for academic years 1396-97, 1397-98, and 1398-99. Therefore, in order to maintain the comprehensiveness of the information (data) for these years, the statistics of the academic year 1395-96 of the Islamic Azad University were used.

3. Excluding statistics of the Islamic Azad University in this year.

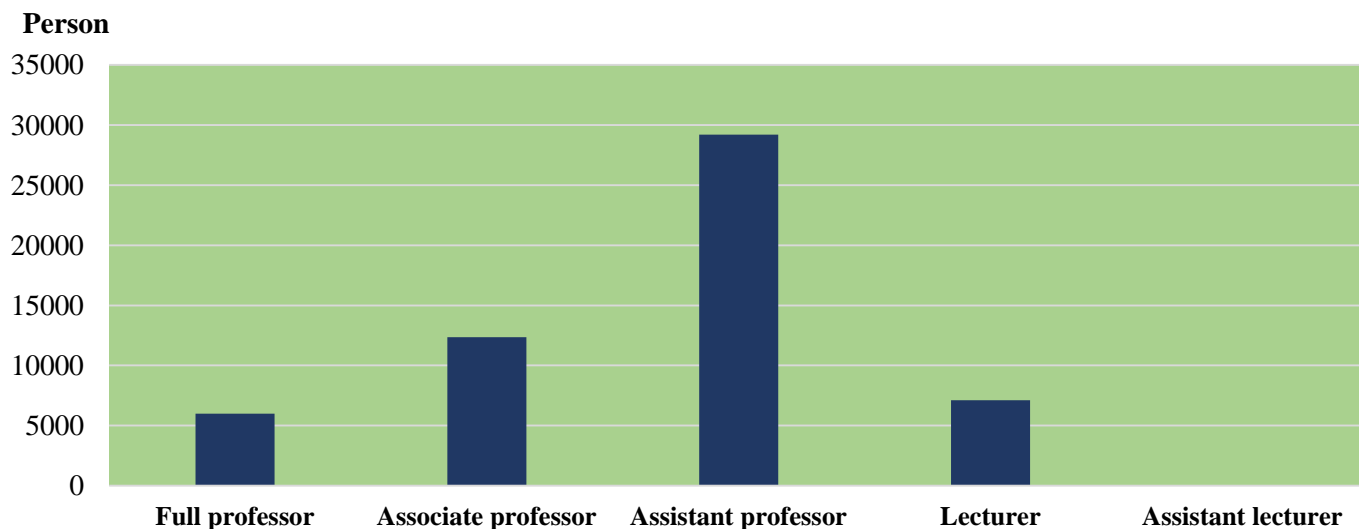
Source: Ministry of Science, Research and Technology.

**17.3. GRADUATES OF UPPER SECONDARY SCHOOL BY SEX AND FIELD OF STUDY, ACADEMIC YEAR, 1398-99**



For data see Table 17.18.

**17.4. FACULTY MEMBERS OF UNIVERSITIES AND HIGHER EDUCATION INSTITUTES BY ACADEMIC RANK AND YEAR 1399-1400**



For data see Table 17.22.

**17.23. NEW STUDENTS ENROLED AT HIGHER EDUCATION INSTITUTES <sup>(1)</sup> BY BROAD FIELD OF STUDY AND SEX**

Academic year and broad field of study	Total			Associate's			Bachelor's		
	Both sexes	Male	Female	Both sexes	Male	Female	Both sexes	Male	Female
1380-81 <sup>(2)</sup> .....	377682	184751	192931	130884	76169	54715	223003	93164	129839
1385-86 <sup>(2)</sup> .....	487405	201771	285634	81822	45594	36228	367115	134201	232914
1390-91 .....	1194926	615833	579093	310943	192238	118705	701321	327943	373378
1395-96 .....	1064071	596148	467923	240730	164528	76202	521289	267646	253643
1396-97 .....	1002115	561342	440773	255075	170659	84416	524882	268996	255886
1397-98 .....	818792	425335	393457	105281	68802	36479	491308	238051	253257
1398-99 .....	903769	482970	420799	174466	112699	61767	543197	270747	272450
<b>1399-1400 .....</b>	<b>594162</b>	<b>312731</b>	<b>281431</b>	<b>109407</b>	<b>71808</b>	<b>37599</b>	<b>336555</b>	<b>160560</b>	<b>175995</b>
Medicine.....	42712	19009	23703	1051	887	164	21028	8413	12615
Humanities .....	288473	136830	151643	38484	22370	16114	185627	81002	104625
Basic sciences .....	41052	15347	25705	226	199	27	27195	9991	17204
Technical and engineering ..	150998	115208	35790	47502	40638	6864	69116	49278	19838
Agriculture and veterinary ..	23335	11475	11860	2914	1996	918	12065	5336	6729
Arts.....	47592	14862	32730	19230	5718	13512	21524	6540	14984

Academic year and broad field of study	Master's			Professional doctorate			Specialty doctorate		
	Both sexes	Male	Female	Both sexes	Male	Female	Both sexes	Male	Female
1380-81 <sup>(2)</sup> .....	16379	11183	5196	4692	2241	2451	2724	1994	730
1385-86 <sup>(2)</sup> .....	29409	16967	12442	4248	1780	2468	4811	3229	1582
1390-91 .....	162942	85254	77688	8736	4083	4653	10984	6315	4669
1395-96 .....	254092	137252	116840	12514	6341	6173	35446	20381	15065
1396-97 .....	183637	101201	82436	12794	6511	6283	25727	13975	11752
1397-98 .....	179292	94979	84313	14626	7767	6859	28285	15736	12549
1398-99 .....	147246	78985	68261	13743	7240	6503	25117	13299	11818
<b>1399-1400 .....</b>	<b>116931</b>	<b>63961</b>	<b>52970</b>	<b>12596</b>	<b>6736</b>	<b>5860</b>	<b>18673</b>	<b>9666</b>	<b>9007</b>
Medicine.....	3505	1212	2293	11800	6297	5503	5328	2200	3128
Humanities .....	59839	30847	28992	0	0	0	4523	2611	1912
Basic sciences .....	10753	4035	6718	0	0	0	2878	1122	1756
Technical and engineering ..	30562	22562	8000	0	0	0	3818	2730	1088
Agriculture and veterinary ..	5686	2801	2885	796	439	357	1874	903	971
Arts.....	6586	2504	4082	0	0	0	252	100	152

1. Including the Islamic Azad University except for the academic year 1385-86 and 1399-1400.

2. Excluding the Comprehensive University of Applied Science and Technology.

Source: Ministry of Science, Research and Technology.

**17.24. NEW STUDENTS ENROLLED IN DIFFERENT EDUCATIONAL COURSES OF HIGHER EDUCATION INSTITUTES <sup>(1)</sup> BY TYPE OF AFFILIATION WITH GOVERNMENT AGENCIES AND SEX**

Academic year and university/higher education institute	Total			Associate's			Bachelor's		
	Both sexes	Male	Female	Both sexes	Male	Female	Both sexes	Male	Female
1380-81 <sup>(2)</sup> .....	377682	184751	192931	130884	76169	54715	223003	93164	129839
1385-86 <sup>(2)</sup> .....	487405	201771	285634	81822	45594	36228	367115	134201	232914
1390-91.....	1194926	615833	579093	310943	192238	118705	701321	327943	373378
1395-96.....	1064071	596148	467923	240730	164528	76202	521289	267646	253643
1396-97.....	1002115	561342	440773	255075	170659	84416	524882	268996	255886
1397-98.....	818792	425335	393457	105281	68802	36479	491308	238051	253257
1398-99.....	903769	482970	420799	174466	112699	61767	543197	270747	272450
<b>1399-1400.....</b>	<b>594162</b>	<b>312731</b>	<b>281431</b>	<b>109407</b>	<b>71808</b>	<b>37599</b>	<b>336555</b>	<b>160560</b>	<b>175995</b>
Universities and higher education institutes of the Ministry of Science, Research and Technology...	191524	92864	98660	775	367	408	108382	47807	60575
Payam-e-Noor University...	106135	46097	60038	0	0	0	96440	40970	55470
Comprehensive University of Applied Science and Technology .....	76134	54798	21336	42143	30622	11521	33991	24176	9815
Technical and Vocational University .....	71252	42225	29027	60654	37327	23327	10598	4898	5700
Farhangian (teachers) University .....	19619	11587	8032	0	0	0	19310	11443	7867
Universities and higher education institutes of the Ministry of Health and Medical Education.....	45527	19909	25618	1052	888	164	22779	8915	13864
Universities and higher education institutes of other government agencies .....	10214	8116	2098	114	41	73	5817	4838	979
Islamic Azad University .....	000	000	000	000	000	000	000	000	000
Non-governmental and non-profit making higher education institutes .....	73757	37135	36622	4669	2563	2106	39238	17513	21725

**17.24. NEW STUDENTS ENROLLED IN DIFFERENT EDUCATIONAL COURSES OF HIGHER EDUCATION INSTITUTES <sup>(1)</sup> BY TYPE OF AFFILIATION WITH GOVERNMENT AGENCIES AND SEX (continued)**

Academic year and university/higher education institute	Master's			Professional doctorate			Specialty doctorate		
	Both sexes	Male	Female	Both sexes	Male	Female	Both sexes	Male	Female
1380-81 <sup>(2)</sup> .....	16379	11183	5196	4692	2241	2451	2724	1994	730
1385-86 <sup>(2)</sup> .....	29409	16967	12442	4248	1780	2468	4811	3229	1582
1390-91 .....	162942	85254	77688	8736	4083	4653	10984	6315	4669
1395-96 .....	254092	137252	116840	12514	6341	6173	35446	20381	15065
1396-97 .....	183637	101201	82436	12794	6511	6283	25727	13975	11752
1397-98 .....	179292	94979	84313	14626	7767	6859	28285	15736	12549
1398-99 .....	147246	78985	68261	13743	7240	6503	25117	13299	11818
<b>1399-1400 .....</b>	<b>116931</b>	<b>63961</b>	<b>52970</b>	<b>12596</b>	<b>6736</b>	<b>5860</b>	<b>18673</b>	<b>9666</b>	<b>9007</b>
Universities and higher education institutes of the Ministry of Science, Research and Technology.	69529	37575	31954	850	471	379	11988	6644	5344
Payam-e-Noor University.	9468	5014	4454	0	0	0	227	113	114
Comprehensive University of Applied Science and Technology .....	0	0	0	0	0	0	0	0	0
Technical and Vocational University .....	0	0	0	0	0	0	0	0	0
Farhangian (teachers) University .....	309	144	165	0	0	0	0	0	0
Universities and higher education institutes of the Ministry of Health and Medical Education .....	4321	1514	2807	11746	6265	5481	5629	2327	3302
Universities and higher education institutes of other government agencies .....	4020	3029	991	0	0	0	263	208	55
Islamic Azad University ...	000	000	000	000	000	000	000	000	000
Non-governmental and non-profit making higher education institutes .....	29284	16685	12599	0	0	0	566	374	192

1. Including the Islamic Azad University except for the academic years 1385-86 and 1399-1400.

2. Excluding the Comprehensive University of Applied Science and Technology.

Source: Ministry of Science, Research and Technology.

### 17.25. NEW STUDENTS ENROLLED IN DIFFERENT EDUCATIONAL COURSES OF HIGHER EDUCATION INSTITUTES (1) BY SEX AND OSTAN

Academic year and Ostan	Total			Associate's			Bachelor's		
	Both sexes	Male	Female	Both sexes	Male	Female	Both sexes	Male	Female
1380-81 <sup>(2)</sup> .....	377682	184751	192931	130884	76169	54715	223003	93164	129839
1385-86 <sup>(2)</sup> .....	487405	201771	285634	81822	45594	36228	367115	134201	232914
1390-91 .....	1194926	615833	579093	310943	192238	118705	701321	327943	373378
1395-96 .....	1064071	596148	467923	240730	164528	76202	521289	267646	253643
1396-97 .....	1002115	561342	440773	255075	170659	84416	524882	268996	255886
1397-98 .....	818792	425335	393457	105281	68802	36479	491308	238051	253257
1398-99 .....	903769	482970	420799	174466	112699	61767	543197	270747	272450
<b>1399-1400 .....</b>	<b>594162</b>	<b>312731</b>	<b>281431</b>	<b>109407</b>	<b>71808</b>	<b>37599</b>	<b>336555</b>	<b>160560</b>	<b>175995</b>
East Azarbayejan.....	32570	16860	15710	5074	3393	1681	18810	8928	9882
West Azarbayejan .....	17104	9210	7894	2752	1651	1101	10904	5611	5293
Ardebil .....	9849	5307	4542	1819	1244	575	6174	3054	3120
Esfahan.....	38357	19134	19223	7485	4793	2692	21753	9900	11853
Alborz .....	14613	7455	7158	3593	2278	1315	7396	3419	3977
Ilam .....	5936	3193	2743	1270	827	443	3044	1485	1559
Bushehr .....	9833	5220	4613	2413	1650	763	5992	2783	3209
Tehran .....	102751	56931	45820	16631	10861	5770	46616	23786	22830
Chaharmahal&Bakhtiari .....	7066	3603	3463	2061	1230	831	3955	1818	2137
South Khorasan .....	9240	4898	4342	1687	1152	535	5895	2912	2983
Khorasan-e-Razavi.....	46194	23427	22767	8510	5321	3189	27960	13012	14948
North Khorasan .....	6416	3015	3401	1160	657	503	4635	2013	2622
Khuzestan.....	26171	14691	11480	3956	3310	646	17661	8883	8778
Zanjan .....	7939	4253	3686	1702	1094	608	4226	2124	2102
Semnan.....	14351	7504	6847	1517	910	607	8116	3943	4173
Sistan&Baluchestan .....	16241	9037	7204	2459	1905	554	11031	5685	5346
Fars.....	31836	15803	16033	6486	4217	2269	19601	8723	10878
Qazvin .....	11226	5703	5523	2626	1504	1122	5617	2635	2982
Qom.....	17554	9530	8024	1440	811	629	7622	3359	4263
Kordestan .....	10382	5424	4958	1828	1118	710	6668	3241	3427
Kerman.....	23331	11961	11370	5813	4084	1729	13592	5838	7754
Kermanshah .....	10594	5702	4892	1772	1179	593	6444	3316	3128
Kohgiluyeh&Boyerahmad .....	6420	3704	2716	1541	1047	494	4090	2251	1839
Golestan .....	10877	5317	5560	2409	1258	1151	6636	3044	3592
Gilan.....	17075	9010	8065	3672	2672	1000	9769	4396	5373
Lorestan.....	11664	6025	5639	2872	1795	1077	7301	3475	3826
Mazandaran .....	32440	17537	14903	6689	4429	2260	17403	8498	8905
Markazi .....	9275	4861	4414	1544	1069	475	5910	2753	3157
Hormozgan.....	9266	4812	4454	1978	1279	699	5439	2527	2912
Hamedan .....	12738	6198	6540	1681	1016	665	8155	3631	4524
Yazd .....	14853	7406	7447	2967	2054	913	8140	3517	4623

**17.25. NEW STUDENTS ENROLLED IN DIFFERENT EDUCATIONAL COURSES OF HIGHER EDUCATION INSTITUTES (1) BY SEX AND OSTAN (continued)**

Academic year and Ostan	Master's			Professional doctorate			Specialty doctorate		
	Both sexes	Male	Female	Both sexes	Male	Female	Both sexes	Male	Female
1380-81 <sup>(2)</sup> .....	16379	11183	5196	4692	2241	2451	2724	1994	730
1385-86 <sup>(2)</sup> .....	29409	16967	12442	4248	1780	2468	4811	3229	1582
1390-91 .....	162942	85254	77688	8736	4083	4653	10984	6315	4669
1395-96 .....	254092	137252	116840	12514	6341	6173	35446	20381	15065
1396-97 .....	183637	101201	82436	12794	6511	6283	25727	13975	11752
1397-98 .....	179292	94979	84313	14626	7767	6859	28285	15736	12549
1398-99 .....	147246	78985	68261	13743	7240	6503	25117	13299	11818
<b>1399-1400 .....</b>	<b>116931</b>	<b>63961</b>	<b>52970</b>	<b>12596</b>	<b>6736</b>	<b>5860</b>	<b>18673</b>	<b>9666</b>	<b>9007</b>
East Azarbayejan.....	6774	3525	3249	513	281	232	1399	733	666
West Azarbayejan .....	2577	1475	1102	409	226	183	462	247	215
Ardebil .....	1349	735	614	311	185	126	196	89	107
Esfahan.....	7157	3485	3672	631	318	313	1331	638	693
Alborz .....	2968	1416	1552	240	125	115	416	217	199
Ilam .....	1410	767	643	141	81	60	71	33	38
Bushehr .....	1244	680	564	132	79	53	52	28	24
Tehran .....	31230	17614	13616	1733	1068	665	6541	3602	2939
Chaharmahal&Bakhtiyari ...	753	384	369	180	100	80	117	71	46
South Khorasan .....	1193	607	586	272	130	142	193	97	96
Khorasan-e-Razavi.....	7955	4239	3716	800	404	396	969	451	518
North Khorasan .....	521	294	227	97	51	46	3	0	3
Khuzestan.....	3262	1866	1396	646	319	327	646	313	333
Zanjan .....	1264	677	587	351	157	194	396	201	195
Semnan.....	3840	2191	1649	390	187	203	488	273	215
Sistan&Baluchestan .....	2010	1060	950	494	265	229	247	122	125
Fars.....	4086	2001	2085	745	418	327	918	444	474
Qazvin .....	2679	1414	1265	169	89	80	135	61	74
Qom.....	7927	5005	2922	117	57	60	448	298	150
Kordestan .....	1502	835	667	246	156	90	138	74	64
Kerman.....	2992	1578	1414	592	305	287	342	156	186
Kermanshah .....	1574	819	755	480	264	216	324	124	200
Kohgiluyeh&Boyerahmad ..	532	284	248	154	74	80	103	48	55
Golestan .....	1286	760	526	316	159	157	230	96	134
Gilan.....	2988	1590	1398	282	161	121	364	191	173
Lorestan.....	1044	557	487	290	124	166	157	74	83
Mazandaran.....	6912	3865	3047	581	299	282	855	446	409
Markazi .....	1486	867	619	213	114	99	122	58	64
Hormozgan.....	1259	728	531	275	128	147	315	150	165
Hamedan .....	2107	1150	957	443	239	204	352	162	190
Yazd.....	3050	1493	1557	353	173	180	343	169	174

1. Including the Islamic Azad University except for the academic years 1385-86 and 1399-1400.

2. Excluding the Comprehensive University of Applied Science and Technology.

Source: Ministry of Science, Research and Technology.



### 17.26. STUDENTS OF DIFFERENT EDUCATIONAL COURSES AT HIGHER EDUCATION INSTITUTES <sup>(1)</sup> BY BROAD FIELD OF STUDY AND SEX

Academic year and broad field of study	Total			Associate's			Bachelor's		
	Both sexes	Male	Female	Both sexes	Male	Female	Both sexes	Male	Female
1380-81 <sup>(2)</sup> .....	1566609	798176	768433	346696	197821	148875	1101459	524024	577435
1385-86 <sup>(2)</sup> .....	2828528	1346335	1482193	736775	427705	309070	1910954	816905	1094049
1390-91 .....	4404614	2213205	2191409	1000164	619560	380604	2899120	1328412	1570708
1395-96 .....	4073827	2202231	1871596	748626	515869	232757	2335844	1156094	1179750
1396-97 .....	3616114	1930954	1685160	654441	440443	213998	2076361	1019080	1057281
1397-98 .....	3373388	1768931	1604457	511950	340240	171710	2017207	980160	1037047
1398-99 .....	3182989	1638746	1544243	436348	282466	153882	1990478	956980	1033498
<b>1399-1400 .....</b>	<b>2104393</b>	<b>1041889</b>	<b>1062504</b>	<b>268101</b>	<b>173402</b>	<b>94699</b>	<b>1323956</b>	<b>603970</b>	<b>719986</b>
Medicine.....	209199	91142	118057	4046	3729	317	84350	32262	52088
Humanities .....	1010395	440981	569414	102798	60330	42468	719451	285066	434385
Basic sciences .....	143805	49637	94168	304	211	93	97539	32907	64632
Technical and engineering ....	507808	374334	133474	108537	90960	17577	295753	209765	85988
Agriculture and veterinary ....	85309	39236	46073	5264	3472	1792	46945	19660	27285
Arts.....	147877	46559	101318	47152	14700	32452	79918	24310	55608

Academic year and broad field of study	Master's			Professional doctorate			Specialty doctorate		
	Both sexes	Male	Female	Both sexes	Male	Female	Both sexes	Male	Female
1380-81 <sup>(2)</sup> .....	60455	42369	18086	44876	23946	20930	13123	10016	3107
1385-86 <sup>(2)</sup> .....	117876	68344	49532	40907	18690	22217	22016	14691	7325
1390-91 .....	405042	213461	191581	52973	22464	30509	47315	29308	18007
1395-96 .....	764370	410817	353553	84429	38113	46316	140558	81338	59220
1396-97 .....	656287	351869	304418	87947	40260	47687	141078	79302	61776
1397-98 .....	598890	320106	278784	93335	44060	49275	152006	84365	67641
1398-99 .....	513342	272846	240496	95412	46268	49144	147409	80186	67223
<b>1399-1400 .....</b>	<b>337278</b>	<b>175632</b>	<b>161646</b>	<b>82895</b>	<b>41958</b>	<b>40937</b>	<b>92163</b>	<b>46927</b>	<b>45236</b>
Medicine .....	16706	5187	11519	79199	39898	39301	24898	10066	14832
Humanities.....	164067	81785	82282	0	0	0	24079	13800	10279
Basic sciences .....	32077	11334	20743	0	0	0	13885	5185	8700
Technical and engineering .....	85747	61285	24462	0	0	0	17771	12324	5447
Agriculture and veterinary .....	19058	9001	10057	3696	2060	1636	10346	5043	5303
Arts .....	19623	7040	12583	0	0	0	1184	509	675

1. Including the Islamic Azad University except for the academic year 1385-86 and 1399-1400.

2. Excluding the Comprehensive University of Applied Science and Technology.

Source: Ministry of Science, Research and Technology.

**17.27. STUDENTS OF DIFFERENT EDUCATIONAL COURSES OF HIGHER EDUCATION  
INSTITUTES <sup>(1)</sup> BY TYPE OF AFFILIATION WITH GOVERNMENT AGENCIES AND SEX**

Academic year and university/higher education institute	Total			Associate's			Bachelor's		
	Both sexes	Male	Female	Both sexes	Male	Female	Both sexes	Male	Female
1380-81 <sup>(2)</sup> .....	1566609	798176	768433	346696	197821	148875	1101459	524024	577435
1385-86 <sup>(2)</sup> .....	2828528	1346335	1482193	736775	427705	309070	1910954	816905	1094049
1390-91 .....	4404614	2213205	2191409	1000164	619560	380604	2899120	1328412	1570708
1395-96 .....	4073827	2202231	1871596	748626	515869	232757	2335844	1156094	1179750
1396-97 .....	3616114	1930954	1685160	654441	440443	213998	2076361	1019080	1057281
1397-98 .....	3373388	1768931	1604457	511950	340240	171710	2017207	980160	1037047
1398-99 .....	3182989	1638746	1544243	436348	282466	153882	1990478	956980	1033498
<b>1399-1400 .....</b>	<b>2104393</b>	<b>1041889</b>	<b>1062504</b>	<b>268101</b>	<b>173402</b>	<b>94699</b>	<b>1323956</b>	<b>603970</b>	<b>719986</b>
Universities and higher education institutes of the Ministry of Science, Research and Technology ..	701620	334592	367028	2077	1053	1024	437603	197013	240590
Payam-e-Noor University ..	419877	163227	256650	0	0	0	380936	143164	237772
Comprehensive University of Applied Science and Technology.....	227816	159333	68483	122142	85810	36332	105674	73523	32151
Technical and Vocational University.....	170717	100718	69999	123968	73035	50933	46749	27683	19066
Farhangian (teachers) University.....	78443	42267	36176	0	0	0	77782	41950	35832
Universities and higher education institutes of the Ministry of Health and Medical Education .....	220335	94714	125621	4067	3730	337	91156	34085	57071
Universities and higher education institutes of other government agencies.....	28356	21849	6507	1114	992	122	15747	12244	3503
Islamic Azad University.....	000	000	000	000	000	000	000	000	000
Non-governmental and non-profit making higher education institutes.....	257229	125189	132040	14733	8782	5951	168309	74308	94001

**17.27. STUDENTS OF DIFFERENT EDUCATIONAL COURSES OF HIGHER EDUCATION INSTITUTES<sup>(1)</sup> BY AFFILIATION TO GOVERNMENT AGENCIES AND SEX (continued)**

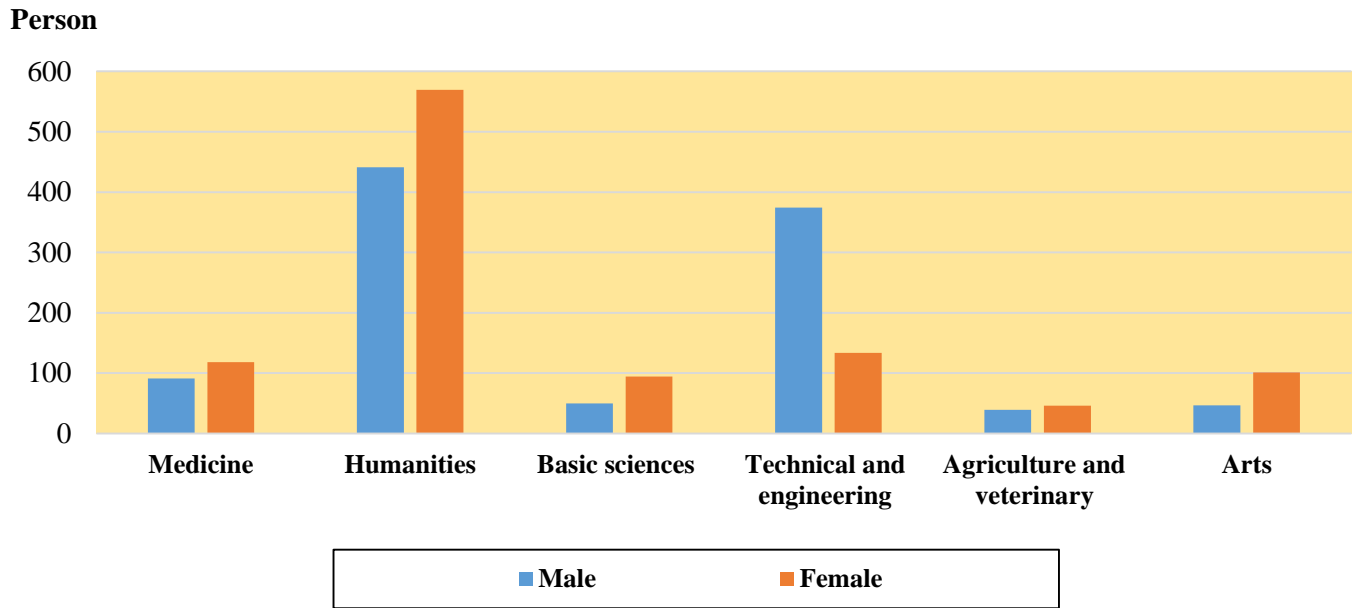
Academic year and university/higher education institute	Master's			Professional doctorate			Specialty doctorate		
	Both sexes	Male	Female	Both sexes	Male	Female	Both sexes	Male	Female
1380-81 <sup>(2)</sup> .....	60455	42369	18086	44876	23946	20930	13123	10016	3107
1385-86 <sup>(2)</sup> .....	117876	68344	49532	40907	18690	22217	22016	14691	7325
1390-91 .....	405042	213461	191581	52973	22464	30509	47315	29308	18007
1395-96 .....	764370	410817	353553	84429	38113	46316	140558	81338	59220
1396-97 .....	656287	351869	304418	87947	40260	47687	141078	79302	61776
1397-98 .....	598890	320106	278784	93335	44060	49275	152006	84365	67641
1398-99 .....	513342	272846	240496	95412	46268	49144	147409	80186	67223
<b>1399-1400 .....</b>	<b>337278</b>	<b>175632</b>	<b>161646</b>	<b>82895</b>	<b>41958</b>	<b>40937</b>	<b>92163</b>	<b>46927</b>	<b>45236</b>
Universities and higher education institutes of the Ministry of Science, Research and Technology .....	196508	101083	95425	4130	2269	1861	61302	33174	28128
Payam-e-Noor University .....	37940	19612	18328	0	0	0	1001	451	550
Comprehensive University of Applied Science and Technology .....	0	0	0	0	0	0	0	0	0
Technical and Vocational University .....	0	0	0	0	0	0	0	0	0
Farhangian (teachers) University .....	661	317	344	0	0	0	0	0	0
Universities and higher education institutes of the Ministry of Health and Medical Education .....	20092	6516	13576	78765	39689	39076	26255	10694	15561
Universities and higher education institutes of other government agencies .....	10125	7546	2579	0	0	0	1370	1067	303
Islamic Azad University .....	000	000	000	000	000	000	000	000	000
Non-governmental and non-profit making higher education institutes .....	71952	40558	31394	0	0	0	2235	1541	694

1. Including the Islamic Azad University except for the academic year 1385-86 and 1399-1400.

2. Excluding the Comprehensive University of Applied Science and Technology.

Source: Ministry of Science, Research and Technology

### 17.5. STUDENTS OF DIFFERENT EDUCATIONAL COURSES AT HIGHER EDUCATION INSTITUTES BY SEX, ACADEMIC YEAR 1399-1400



For data see Table 17.26.

### 17.28. STUDENTS OF DIFFERENT EDUCATIONAL COURSES AT HIGHER EDUCATION INSTITUTES <sup>(1)</sup> BY SEX AND OSTAN

Academic year and Ostan	Total			Associate's			Bachelor's		
	Both sexes	Male	Female	Both sexes	Male	Female	Both sexes	Male	Female
1380-81 <sup>(2)</sup> .....	1566609	798176	768433	346696	197821	148875	1101459	524024	577435
1385-86 <sup>(2)</sup> .....	2828528	1346335	1482193	736775	427705	309070	1910954	816905	1094049
1390-91 .....	4404614	2213205	2191409	1000164	619560	380604	2899120	1328412	1570708
1395-96 .....	4073827	2202231	1871596	748626	515869	232757	2335844	1156094	1179750
1396-97 .....	3616114	1930954	1685160	654441	440443	213998	2076361	1019080	1057281
1397-98 .....	3373388	1768931	1604457	511950	340240	171710	2017207	980160	1037047
1398-99 .....	3182989	1638746	1544243	436348	282466	153882	1990478	956980	1033498
<b>1399-1400 .....</b>	<b>2104393</b>	<b>1041889</b>	<b>1062504</b>	<b>268101</b>	<b>173402</b>	<b>94699</b>	<b>1323956</b>	<b>603970</b>	<b>719986</b>
East Azarbayegan.....	105644	52273	53371	10528	6796	3732	67729	31853	35876
West Azarbayegan .....	60219	30661	29558	6787	4155	2632	41969	20134	21835
Ardebil .....	33039	16566	16473	4018	2714	1304	22598	10538	12060
Esfahan.....	139151	65080	74071	18183	11548	6635	89286	38797	50489
Alborz .....	50811	24021	26790	9554	6028	3526	27551	11421	16130
Ilam .....	21086	10547	10539	3018	1981	1037	12985	6050	6935
Bushehr .....	33193	16802	16391	6262	4428	1834	22568	10143	12425
Tehran .....	363881	187877	176004	47585	30118	17467	179274	84187	95087
Chaharmahal&Bakhtiyari ..	24936	11744	13192	4575	2590	1985	16155	7065	9090
South Khorasan .....	32444	16062	16382	3588	2275	1313	23049	10880	12169
Khorasan-e-Razavi.....	172916	84034	88882	20994	13026	7968	112158	50454	61704
North Khorasan .....	24100	10939	13161	2683	1695	988	19100	7995	11105
Khuzestan.....	95275	48325	46950	11090	8590	2500	67951	31656	36295
Zanjan .....	28192	14097	14095	3706	2364	1342	16746	7996	8750
Semnan.....	52038	26377	25661	3843	2296	1547	33404	16005	17399
Sistan&Baluchestan .....	56746	29199	27547	5259	3935	1324	41679	20272	21407
Fars.....	116033	53939	62094	14729	9447	5282	77530	32806	44724
Qazvin .....	43013	20997	22016	5335	3219	2116	28262	12851	15411
Qom.....	51924	26810	25114	3573	2132	1441	29105	12946	16159
Kordestan .....	34006	17099	16907	4014	2383	1631	23718	11296	12422
Kerman.....	78674	37281	41393	12618	8742	3876	51959	21993	29966
Kermanshah .....	42625	21082	21543	4720	2984	1736	28147	13340	14807
Kohgiluyeh&Boyerahmad .	21750	12035	9715	4347	3151	1196	14591	7541	7050
Golestan .....	37436	17899	19537	5237	2911	2326	24835	11106	13729
Gilan.....	61130	29435	31695	8584	5849	2735	40050	17383	22667
Lorestan.....	40714	20156	20558	6788	4255	2533	28064	12985	15079
Mazandaran.....	114120	59051	55069	15570	10288	5282	71620	34604	37016
Markazi .....	35344	17638	17706	3934	2635	1299	25051	11563	13488
Hormozgan.....	32623	15859	16764	5178	3352	1826	20531	8838	11693
Hamedan .....	48013	22816	25197	4733	2855	1878	32961	14769	18192
Yazd .....	53317	25188	28129	7068	4660	2408	33330	14503	18827

**17.28. STUDENTS OF DIFFERENT EDUCATIONAL COURSES AT HIGHER EDUCATION INSTITUTES <sup>(1)</sup> BY SEX AND OSTAN (continued)**

Academic year and Ostan	Master's			Professional doctorate			Specialty doctorate		
	Both sexes	Male	Female	Both sexes	Male	Female	Both sexes	Male	Female
1380-81 <sup>(2)</sup> .....	60455	42369	18086	44876	23946	20930	13123	10016	3107
1385-86 <sup>(2)</sup> .....	117876	68344	49532	40907	18690	22217	22016	14691	7325
1390-91 .....	405042	213461	191581	52973	22464	30509	47315	29308	18007
1395-96 .....	764370	410817	353553	84429	38113	46316	140558	81338	59220
1396-97 .....	656287	351869	304418	87947	40260	47687	141078	79302	61776
1397-98 .....	598890	320106	278784	93335	44060	49275	152006	84365	67641
1398-99 .....	513342	272846	240496	95412	46268	49144	147409	80186	67223
<b>1399-1400 .....</b>	<b>337278</b>	<b>175632</b>	<b>161646</b>	<b>82895</b>	<b>41958</b>	<b>40937</b>	<b>92163</b>	<b>46927</b>	<b>45236</b>
East Azarbayejan.....	17947	8822	9125	3710	1890	1820	5730	2912	2818
West Azarbayejan .....	7218	3971	3247	2289	1275	1014	1956	1126	830
Ardebil .....	3757	1955	1802	1811	955	856	855	404	451
Esfahan.....	20748	9600	11148	4880	2347	2533	6054	2788	3266
Alborz .....	9338	4414	4924	1668	789	879	2700	1369	1331
Ilam .....	3769	1822	1947	989	556	433	325	138	187
Bushehr .....	3263	1683	1580	867	426	441	233	122	111
Tehran .....	91434	49479	41955	12704	6766	5938	32884	17327	15557
Chaharmahal&Bakhtiari ...	2328	1145	1183	1224	611	613	654	333	321
South Khorasan .....	3684	1850	1834	1299	618	681	824	439	385
Khorasan-e-Razavi.....	27444	14381	13063	5160	2507	2653	7160	3666	3494
North Khorasan .....	1610	888	722	699	359	340	8	2	6
Khuzestan.....	9176	4661	4515	4133	2037	2096	2925	1381	1544
Zanjan .....	3944	1901	2043	2061	1013	1048	1735	823	912
Semnan.....	10565	5867	4698	2142	1038	1104	2084	1171	913
Sistan&Baluchestan .....	5858	2984	2874	2821	1464	1357	1129	544	585
Fars.....	13722	6742	6980	5436	2755	2681	4616	2189	2427
Qazvin .....	7591	3988	3603	1012	527	485	813	412	401
Qom.....	16054	9713	6341	868	419	449	2324	1600	724
Kordestan .....	4319	2307	2012	1332	812	520	623	301	322
Kerman.....	8455	3965	4490	3888	1857	2031	1754	724	1030
Kermanshah .....	5376	2584	2792	2877	1502	1375	1505	672	833
Kohgiluyeh&Boyerahmad ..	1435	686	749	978	475	503	399	182	217
Golestan .....	4278	2379	1899	1873	929	944	1213	574	639
Gilan.....	8392	4178	4214	2451	1206	1245	1653	819	834
Lorestan.....	3324	1685	1639	1682	822	860	856	409	447
Mazandaran.....	19170	10274	8896	4205	2084	2121	3555	1801	1754
Markazi .....	4458	2504	1954	1294	662	632	607	274	333
Hormozgan.....	3635	1964	1671	1604	803	801	1675	902	773
Hamedan .....	6086	3081	3005	2494	1310	1184	1739	801	938
Yazd .....	8900	4159	4741	2444	1144	1300	1575	722	853

1. Including the Islamic Azad University except for the academic year 1385-86 and 1399-1400.

2. Excluding the Comprehensive University of Applied Science and Technology.

Source: Ministry of Science, Research and Technology.

### 17.29. GRADUATES OF DIFFERENT EDUCATIONAL COURSES AT HIGHER EDUCATION INSTITUTES <sup>(1)</sup> BY BROAD FIELD OF STUDY AND SEX

Academic year and broad field of study	Total			Associate's			Bachelor's		
	Both sexes	Male	Female	Both sexes	Male	Female	Both sexes	Male	Female
1379-80 <sup>(2)</sup> .....	130411	72633	57778	38314	22937	15377	78251	39640	38611
1384-85 .....	340246	168947	171299	142459	77262	65197	173689	76577	97112
1389-90 <sup>(3)</sup> .....	570730	281468	219621	204871	92791	48006	312112	158603	147942
1394-95 .....	798736	466223	332513	195685	136823	58862	456415	247203	209212
1395-96 .....	779646	457164	322482	173727	119644	54083	429752	236725	193027
1396-97 .....	695055	393815	301240	143584	95776	47808	373548	198958	174590
1397-98 .....	640262	366054	274208	148744	97634	51110	338957	181423	157534
<b>1398-99 .....</b>	<b>373234</b>	<b>203901</b>	<b>169333</b>	<b>81758</b>	<b>53406</b>	<b>28352</b>	<b>219417</b>	<b>112749</b>	<b>106668</b>
Medicine.....	30263	11785	18478	1575	1346	229	16292	5715	10577
Humanities .....	188004	94779	93225	38829	23731	15098	118164	54688	63476
Basic sciences .....	17178	5830	11348	298	124	174	10581	3296	7285
Technical and engineering ....	95320	74332	20988	27194	22952	4242	52982	40422	12560
Agriculture and veterinary ....	13460	6984	6476	1582	1120	462	7610	3664	3946
Arts.....	29009	10191	18818	12280	4133	8147	13788	4964	8824

Academic year and broad field of study	Master's			Professional doctorate			Specialty doctorate		
	Both sexes	Male	Female	Both sexes	Male	Female	Both sexes	Male	Female
1379-80 <sup>(2)</sup> .....	7647	5943	1704	4478	2867	1611	1721	1246	475
1384-85 .....	16542	10769	5773	4845	2452	2393	2711	1887	824
1389-90 <sup>(3)</sup> .....	46151	25898	20253	3584	1486	2098	4012	2690	1322
1394-95 .....	132444	74980	57464	5803	2381	3422	8389	4836	3553
1395-96 .....	159948	92388	67560	6112	2524	3588	10107	5883	4224
1396-97 .....	158208	88993	69215	7346	3057	4289	12369	7031	5338
1397-98 .....	130352	76087	54265	8356	3351	5005	13853	7559	6294
<b>1398-99 .....</b>	<b>55796</b>	<b>29935</b>	<b>25861</b>	<b>7586</b>	<b>3072</b>	<b>4514</b>	<b>8677</b>	<b>4739</b>	<b>3938</b>
Medicine.....	2638	751	1887	7358	2956	4402	2400	1017	1383
Humanities .....	28462	14743	13719	0	0	0	2549	1617	932
Basic sciences .....	5013	1872	3141	0	0	0	1286	538	748
Technical and engineering ....	13724	9934	3790	0	0	0	1420	1024	396
Agriculture and veterinary ....	3136	1604	1532	228	116	112	904	480	424
Arts.....	2823	1031	1792	0	0	0	118	63	55

1. Including the Islamic Azad University except for the academic year 1385-86 and 1399-1400.

2. Excluding the Comprehensive University of Applied Science and Technology.

3. Statistics for the Comprehensive University of Applied Science and Technology are not presented by sex and are included in the total.

Source: Ministry of Science, Research and Technology.

**17.30. GRADUATES OF DIFFERENT EDUCATIONAL COURSES AT HIGHER EDUCATION INSTITUTES BY TYPE OF AFFILIATION WITH GOVERNMENT AGENCIES <sup>(1)</sup> BY SEX**

Academic year and university/higher education institute	Total			Associate's			Bachelor's		
	Both sexes	Male	Female	Both sexes	Male	Female	Both sexes	Male	Female
1379-80 <sup>(2)</sup> .....	130411	72633	57778	38314	22937	15377	78251	39640	38611
1384-85 .....	340246	168947	171299	142459	77262	65197	173689	76577	97112
1389-90 <sup>(3)</sup> .....	570730	281468	219621	204871	92791	48006	312112	158603	147942
1394-95 .....	798736	466223	332513	195685	136823	58862	456415	247203	209212
1395-96 .....	779646	457164	322482	173727	119644	54083	429752	236725	193027
1396-97 .....	695055	393815	301240	143584	95776	47808	373548	198958	174590
1397-98 .....	640262	366054	274208	148744	97634	51110	338957	181423	157534
<b>1398-99.....</b>	<b>373234</b>	<b>203901</b>	<b>169333</b>	<b>81758</b>	<b>53406</b>	<b>28352</b>	<b>219417</b>	<b>112749</b>	<b>106668</b>
Universities and higher education institutes of the Ministry of Science, Research and Technology ..	86647	42349	44298	1284	753	531	51436	23471	27965
Payam-e-Noor University ..	61555	23942	37613	1703	946	757	50341	18103	32238
Comprehensive University of Applied Science and Technology.....	103110	71665	31445	50398	34349	16049	52708	37312	15396
Technical and Vocational University.....	32123	20465	11658	20361	11847	8514	11762	8618	3144
Farhangian (teachers) University.....	5993	3064	2929	0	0	0	5897	3015	2882
Universities and higher education institutes of the Ministry of Health and Medical Education .....	31974	12293	19681	1592	1348	244	17552	6015	11537
Universities and higher education institutes of other government agencies.....	6270	4745	1525	894	854	40	3431	2468	963
Islamic Azad University.....	000	000	000	000	000	000	000	000	000
Non-governmental and non-profit making higher education institutes.....	45562	25378	20184	5526	3309	2217	26290	13747	12543



**17.30. GRADUATES OF DIFFERENT EDUCATIONAL COURSES AT HIGHER EDUCATION INSTITUTES BY TYPE OF AFFILIATION WITH GOVERNMENT AGENCIES <sup>(1)</sup> BY SEX (continued)**

Academic year and university/higher education institute	Master's			Professional doctorate			Specialty doctorate		
	Both sexes	Male	Female	Both sexes	Male	Female	Both sexes	Male	Female
1379-80 <sup>(2)</sup> .....	7647	5943	1704	4478	2867	1611	1721	1246	475
1384-85 .....	16542	10769	5773	4845	2452	2393	2711	1887	824
1389-90 <sup>(3)</sup> .....	46151	25898	20253	3584	1486	2098	4012	2690	1322
1394-95 .....	132444	74980	57464	5803	2381	3422	8389	4836	3553
1395-96 .....	159948	92388	67560	6112	2524	3588	10107	5883	4224
1396-97 .....	158208	88993	69215	7346	3057	4289	12369	7031	5338
1397-98 .....	130352	76087	54265	8356	3351	5005	13853	7559	6294
<b>1398-99 .....</b>	<b>55796</b>	<b>29935</b>	<b>25861</b>	<b>7586</b>	<b>3072</b>	<b>4514</b>	<b>8677</b>	<b>4739</b>	<b>3938</b>
Universities and higher education institutes of the Ministry of Science, Research and Technology .	27996	14683	13313	289	145	144	5642	3297	2345
Payam-e-Noor University .	9284	4752	4532	0	0	0	227	141	86
Comprehensive University of Applied Science and Technology.....	4	4	0	0	0	0	0	0	0
Technical and Vocational University.....	0	0	0	0	0	0	0	0	0
Farhangian (teachers) University.....	96	49	47	0	0	0	0	0	0
Universities and higher education institutes of the Ministry of Health and Medical Education .....	3019	924	2095	7297	2927	4370	2514	1079	1435
Universities and higher education institutes of other government agencies.....	1824	1330	494	0	0	0	121	93	28
Islamic Azad University....	000	000	000	000	000	000	000	000	000
Non-governmental and non-profit making higher education institutes.....	13573	8193	5380	0	0	0	173	129	44

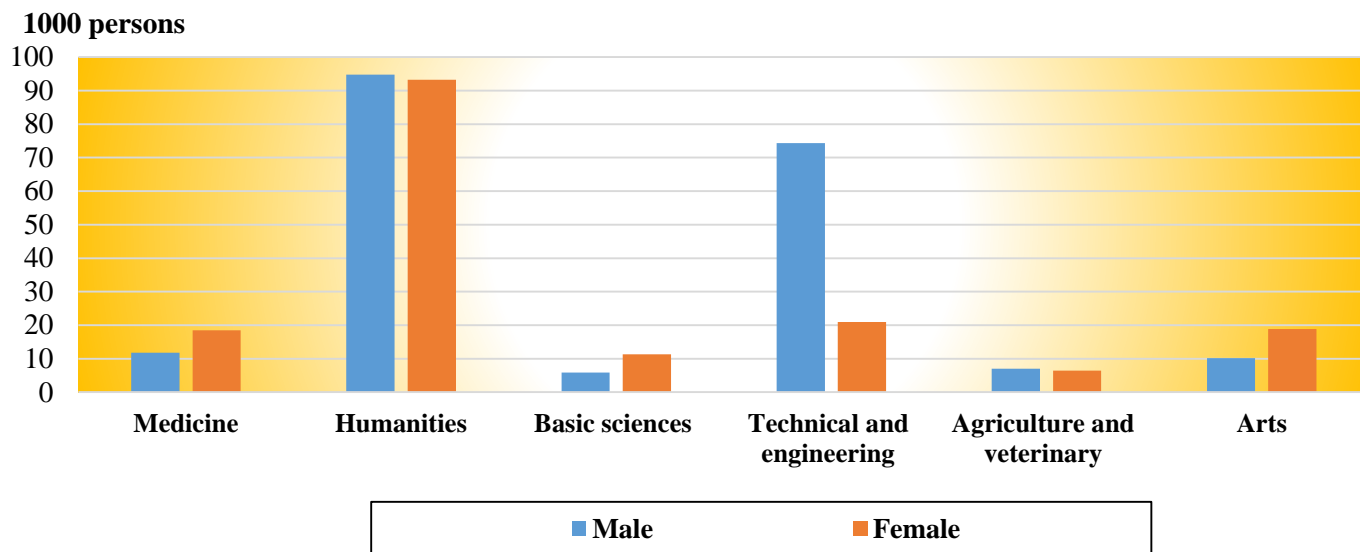
1. Including the Islamic Azad University except for the academic year 1385-86 and 1399-1400.

2. Excluding the Comprehensive University of Applied Science and Technology.

3. Statistics for the Comprehensive University of Applied Science and Technology are not presented by sex and are included in the total.

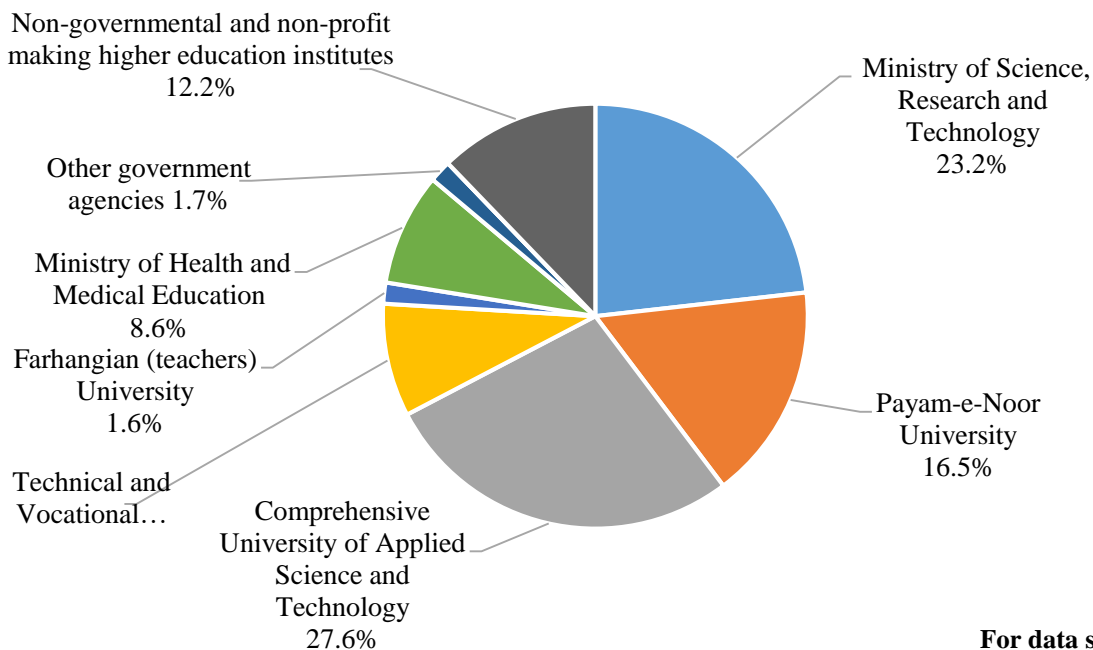
Source: Ministry of Science, Research and Technology.

**17.6 GRADUATES OF DIFFERENT EDUCATIONAL COURSES AT HIGHER EDUCATION INSTITUTES, ACADEMIC YEAR 1398-99**



For data see Table 17.29.

**17.7. GRADUATES BY HIGHER EDUCATION INSTITUTES AFFILIATED TO GOVERNMENT AGENCIES, ACADEMIC YEAR 1398-99**



For data see Table 17.30.

### 17.31. GRADUATES OF DIFFERENT EDUCATIONAL COURSES AT HIGHER EDUCATION INSTITUTES <sup>(1)</sup> BY OSTAN AND SEX

Academic year and Ostan	Total			Associate's			Bachelor's		
	Both sexes	Male	Female	Both sexes	Male	Female	Both sexes	Male	Female
1379-80 <sup>(2)</sup> .....	130411	72633	57778	38314	22937	15377	78251	39640	38611
1384-85 .....	340246	168947	171299	142459	77262	65197	173689	76577	97112
1389-90 <sup>(3)</sup> .....	570730	281468	219621	204871	92791	48006	312112	158603	147942
1394-95 .....	798736	466223	332513	195685	136823	58862	456415	247203	209212
1395-96 .....	779646	457164	322482	173727	119644	54083	429752	236725	193027
1396-97 .....	695055	393815	301240	143584	95776	47808	373548	198958	174590
1397-98 .....	640262	366054	274208	148744	97634	51110	338957	181423	157534
<b>1398-99 .....</b>	<b>373234</b>	<b>203901</b>	<b>169333</b>	<b>81758</b>	<b>53406</b>	<b>28352</b>	<b>219417</b>	<b>112749</b>	<b>106668</b>
East Azarbayejan.....	18053	9699	8354	3437	2238	1199	10714	5595	5119
West Azarbayejan .....	9843	5186	4657	1855	1167	688	6334	3176	3158
Ardebil .....	5621	3119	2502	1113	761	352	3668	1906	1762
Esfahan.....	26071	13783	12288	5854	3851	2003	15378	7564	7814
Alborz .....	10877	6156	4721	3186	2072	1114	5848	3072	2776
Ilam .....	3453	2028	1425	927	613	314	2055	1170	885
Bushehr .....	6514	4384	2130	2057	1714	343	3994	2435	1559
Tehran .....	77019	41887	35132	16686	10081	6605	37606	19359	18247
Chaharmahal&Bakhtiyari ...	3231	1594	1637	798	432	366	2136	1013	1123
South Khorasan .....	4768	2635	2133	970	630	340	3186	1693	1493
Khorasan-e-Razavi.....	27467	14635	12832	5919	3605	2314	16808	8485	8323
North Khorasan .....	3342	1642	1700	514	324	190	2607	1193	1414
Khuzestan.....	16891	9848	7043	4513	3423	1090	10735	5701	5034
Zanjan .....	5249	2783	2466	1114	689	425	3027	1575	1452
Semnan.....	8051	4310	3741	1080	713	367	4939	2481	2458
Sistan&Baluchestan .....	10287	5736	4551	1880	1435	445	6720	3484	3236
Fars.....	15371	7227	8144	3490	1961	1529	9656	4246	5410
Qazvin .....	7418	4243	3175	1716	1047	669	4213	2273	1940
Qom.....	8050	4478	3572	1269	740	529	4390	2246	2144
Kordestan .....	4965	2618	2347	1189	753	436	3243	1557	1686
Kerman.....	11958	6096	5862	2580	1741	839	7547	3625	3922
Kermanshah .....	7320	4025	3295	1315	895	420	4533	2436	2097
Kohgiluyeh&Boyerahmad ..	4376	2943	1433	1383	1072	311	2794	1778	1016
Golestan .....	7329	4300	3029	1565	1201	364	4364	2326	2038
Gilan.....	13113	7078	6035	3010	2064	946	8020	4052	3968
Lorestan.....	7037	4180	2857	1848	1300	548	4666	2594	2072
Mazandaran .....	22473	13022	9451	4722	3272	1450	13365	7391	5974
Markazi .....	5586	2992	2594	1134	640	494	3589	1841	1748
Hormozgan.....	5764	3190	2574	1857	1129	728	3201	1672	1529
Hamedan .....	7824	3981	3843	1493	845	648	5086	2493	2593
Yazd .....	7913	4103	3810	1284	998	286	4995	2317	2678

**17.31. GRADUATES OF DIFFERENT EDUCATIONAL COURSES AT HIGHER EDUCATION INSTITUTES <sup>(1)</sup> BY OSTAN AND SEX (continued)**

Academic year and Ostan	Master's			Professional doctorate			Specialty doctorate		
	Both sexes	Male	Female	Both sexes	Male	Female	Both sexes	Male	Female
1379-80 <sup>(2)</sup> .....	7647	5943	1704	4478	2867	1611	1721	1246	475
1384-85 .....	16542	10769	5773	4845	2452	2393	2711	1887	824
1389-90 <sup>(3)</sup> .....	46151	25898	20253	3584	1486	2098	4012	2690	1322
1394-95 .....	132444	74980	57464	5803	2381	3422	8389	4836	3553
1395-96 .....	159948	92388	67560	6112	2524	3588	10107	5883	4224
1396-97 .....	158208	88993	69215	7346	3057	4289	12369	7031	5338
1397-98 .....	130352	76087	54265	8356	3351	5005	13853	7559	6294
<b>1398-99 .....</b>	<b>55796</b>	<b>29935</b>	<b>25861</b>	<b>7586</b>	<b>3072</b>	<b>4514</b>	<b>8677</b>	<b>4739</b>	<b>3938</b>
East Azarbayejan.....	2873	1401	1472	430	176	254	599	289	310
West Azarbayejan .....	1214	611	603	237	102	135	203	130	73
Ardebil .....	591	333	258	147	58	89	102	61	41
Esfahan.....	3696	1812	1884	514	226	288	629	330	299
Alborz .....	1460	796	664	63	22	41	320	194	126
Ilam .....	398	216	182	58	18	40	15	11	4
Bushehr .....	381	202	179	70	27	43	12	6	6
Tehran .....	17818	9888	7930	1474	652	822	3435	1907	1528
Chaharmahal&Bakhtiari ..	184	98	86	91	41	50	22	10	12
South Khorasan .....	460	239	221	93	33	60	59	40	19
Khorasan-e-Razavi.....	3927	2192	1735	445	161	284	368	192	176
North Khorasan .....	164	104	60	57	21	36	0	0	0
Khuzestan.....	1011	461	550	353	134	219	279	129	150
Zanjan .....	791	386	405	162	51	111	155	82	73
Semnan.....	1649	915	734	168	74	94	215	127	88
Sistan&Baluchestan .....	1290	644	646	238	88	150	159	85	74
Fars.....	1408	645	763	528	234	294	289	141	148
Qazvin .....	1338	856	482	74	25	49	77	42	35
Qom.....	2111	1293	818	52	20	32	228	179	49
Kordestan .....	415	248	167	84	36	48	34	24	10
Kerman.....	1242	526	716	412	132	280	177	72	105
Kermanshah .....	1081	508	573	241	99	142	150	87	63
Kohgiluyeh&Boyerahmad .	100	51	49	80	35	45	19	7	12
Golestan .....	1184	684	500	102	39	63	114	50	64
Gilan.....	1692	790	902	221	87	134	170	85	85
Lorestan.....	338	201	137	137	56	81	48	29	19
Mazandaran.....	3623	2010	1613	411	170	241	352	179	173
Markazi .....	737	452	285	82	38	44	44	21	23
Hormozgan.....	399	223	176	152	63	89	155	103	52
Hamedan .....	948	513	435	198	79	119	99	51	48
Yazd .....	1273	637	636	212	75	137	149	76	73

1. Including Islamic Azad University except for the academic year 1385-86 and 1399-1400.

2. Excluding the Comprehensive University of Applied Science and Technology.

3. Statistics for the Comprehensive University of Applied Science and Technology are not presented by sex and are included in the total.

Source: Ministry of Science, Research and Technology.

### 17.32. PERMANENT CENTRES OF TECHNICAL AND VOCATIONAL TRAINING ORGANIZATION

Year and Ostan	Both sexes	Only men	Only women	Dual purpose
1380.....	474	236	197	41
1385.....	541	227	160	154
1390.....	595	295	156	144
1395.....	586	209	116	261
1396.....	586	209	116	261
1397 <sup>(1)</sup> .....	637	204	131	302
1398.....	633	205	125	303
<b>1399.....</b>	<b>633</b>	<b>205</b>	<b>125</b>	<b>303</b>
East Azarbayejan.....	24	7	0	17
West Azarbayejan.....	20	5	4	11
Ardebil.....	24	7	4	13
Esfahan.....	50	12	11	27
Alborz.....	7	0	1	6
Ilam.....	13	2	2	9
Bushehr.....	15	5	3	7
Tehran.....	27	16	5	6
Chaharmahal&Bakhtiari.....	18	8	5	5
South Khorasan.....	17	5	3	9
Khorasan-e-Razavi.....	43	12	8	23
North Khorasan.....	10	3	0	7
Khuzestan.....	39	19	8	12
Zanjan.....	14	1	3	10
Semnan.....	14	6	6	2
Sistan&Baluchestan.....	23	10	9	4
Fars.....	43	23	12	8
Qazvin.....	11	4	3	4
Qom.....	7	2	3	2
Kordestan.....	12	4	1	7
Kerman.....	25	9	1	15
Kermanshah.....	21	2	2	17
Kohgiluyeh&Boyerahmad.....	11	4	3	4
Golestan.....	18	1	2	15
Gilan.....	20	0	2	18
Lorestan.....	17	8	5	4
Mazandaran.....	20	6	1	13
Markazi.....	21	9	7	5
Hormozgan.....	12	1	1	10
Hamedan.....	21	11	7	3
Yazd.....	16	3	3	10

*1. In the year 1397, the statistics for the permanent centres of the Technical and Vocational Training Organization include the permanent centres and urban branches (government centres).*

*Sources: Ministry of Cooperatives, Labour, and Social Welfare.*

*- Technical and Vocational Training Organization.*

### 17.33. PERMANENT AND CONTRACTUAL INSTRUCTORS IN THE PERMANENT CENTRES OF TECHNICAL AND VOCATIONAL TRAINING ORGANIZATION

Year and Ostan	Both sexes	Male	Female
1380.....	1768	1602	166
1385.....	1549	1458	91
1390.....	1981	1789	192
1395.....	4224	2837	1387
1396.....	6290	4143	2147
1397 <sup>(1)</sup> .....	6155	4162	1993
1398.....	5160	3262	1898
<b>1399.....</b>	<b>5170</b>	<b>3275</b>	<b>1895</b>
East Azarbayejan.....	199	151	48
West Azarbayejan.....	168	101	67
Ardebil.....	160	91	69
Esfahan.....	369	178	191
Alborz.....	104	76	28
Ilam.....	134	71	63
Bushehr.....	104	72	32
Tehran.....	272	192	80
Chaharmahal&Bakhtiari.....	84	46	38
South Khorasan.....	118	63	55
Khorasan-e-Razavi.....	312	197	115
North Khorasan.....	63	40	23
Khuzestan.....	279	168	111
Zanjan.....	115	56	59
Semnan.....	123	70	53
Sistan&Baluchestan.....	178	91	87
Fars.....	317	228	89
Qazvin.....	73	50	23
Qom.....	55	37	18
Kordestan.....	102	82	20
Kerman.....	240	159	81
Kermanshah.....	120	91	29
Kohgiluyeh&Boyerahmad.....	127	58	69
Golestan.....	151	111	40
Gilan.....	197	155	42
Lorestan.....	154	118	36
Mazandaran.....	234	186	48
Markazi.....	162	86	76
Hormozgan.....	84	59	25
Hamedan.....	168	100	68
Yazd.....	204	92	112

1. In the year 1397, the statistics of the permanent and contractual instructors of the Technical and Vocational Training Organization include the permanent centres and urban branches.

Sources: Ministry of Cooperatives, Labour, and Social Welfare.

- Technical and Vocational Training Organization.

**17.34. NUMBER OF TRAINEES IN PERMANENT CENTRES OF TECHNICAL AND VOCATIONAL TRAINING ORGANIZATION BY BROAD FIELD OF EDUCATION AND SEX**

Year and Ostan	Total			Industry			Services		
	Both sexes	Male	Female	Both sexes	Male	Female	Both sexes	Male	Female
1380.....	000	000	000	000	000	000	000	000	000
1385.....	000	000	000	000	000	000	000	000	000
1390.....	000	000	000	000	000	000	000	000	000
1395.....	823870	517594	306276	385171	345751	39420	254411	110231	144180
1396.....	964937	636769	328168	452218	412919	39299	319111	156154	162957
1397 <sup>(1)</sup> .....	994962	680140	314822	473953	440294	33659	296316	143285	153031
1398.....	900753	610976	289777	416209	388557	27652	307128	162362	144766
<b>1399.....</b>	<b>600878</b>	<b>413485</b>	<b>187393</b>	<b>289403</b>	<b>270695</b>	<b>18708</b>	<b>189748</b>	<b>97554</b>	<b>92194</b>
East Azarbayejan.....	20302	16612	3690	12139	11836	303	5612	3000	2612
West Azarbayejan .....	12776	8789	3987	4651	4584	67	5055	2369	2686
Ardebil .....	8183	5733	2450	4572	4201	371	2002	739	1263
Esfahan.....	60496	38732	21764	24959	22551	2408	22878	11643	11235
Alborz .....	12009	7459	4550	5173	4405	768	4358	2115	2243
Ilam .....	9115	5190	3925	3804	3396	408	2950	1085	1865
Bushehr .....	20585	14816	5769	7379	7082	297	9694	6337	3357
Tehran .....	36854	32320	4534	20100	19343	757	12221	10290	1931
Chaharmahal&Bakhtiari .....	10275	6826	3449	5237	5018	219	1950	1150	800
South Khorasan .....	15206	9034	6172	6865	6556	309	4984	1956	3028
Khorasan-e-Razavi.....	44764	31318	13446	21663	20368	1295	12799	6159	6640
North Khorasan .....	6638	5161	1477	4140	3788	352	1482	919	563
Khuzestan.....	33008	21008	12000	14940	13571	1369	11091	5794	5297
Zanjan .....	14315	8450	5865	5739	5313	426	6079	2193	3886
Semnan.....	13377	8528	4849	5310	4960	350	5992	2737	3255
Sistan&Baluchestan .....	18530	10988	7542	7766	7508	258	6740	2539	4201
Fars.....	50366	32929	17437	23069	21254	1815	15091	6938	8153
Qazvin .....	11792	7448	4344	5377	5046	331	4878	1867	3011
Qom.....	8843	5540	3303	2969	2752	217	3783	2027	1756
Kordestan .....	11185	8926	2259	7462	7178	284	2207	1230	977
Kerman.....	21057	15546	5511	12166	11616	550	4434	2311	2123
Kermanshah .....	11542	8676	2866	6979	6398	581	2490	1439	1051
Kohgiluyeh&Boyerahmad .....	7210	3650	3560	2673	2426	247	2166	769	1397
Golestan .....	18001	13198	4803	10244	9673	571	2763	1613	1150
Gilan.....	26417	19708	6709	15072	14004	1068	6432	3695	2737
Lorestan.....	10829	7560	3269	5941	5491	450	2604	1229	1375
Mazandaran.....	24963	18988	5975	14489	13484	1005	5995	3354	2641
Markazi .....	16700	11698	5002	7589	6794	795	5897	3704	2193
Hormozgan.....	12470	9453	3017	6794	6683	111	3107	2098	1009
Hamedan .....	19570	11944	7626	8281	7679	602	7129	3160	3969
Yazd .....	13500	7257	6243	5861	5737	124	4885	1095	3790

**17.34. NUMBER OF TRAINEES IN PERMANENT CENTRES OF TECHNICAL AND VOCATIONAL TRAINING ORGANIZATION BY BROAD FIELD OF EDUCATION AND SEX (continued)**

Year and Ostan	Agriculture			Culture and art		
	Both sexes	Male	Female	Both sexes	Male	Female
1380.....	000	000	000	000	000	000
1385.....	000	000	000	000	000	000
1390.....	000	000	000	000	000	000
1395.....	98197	54425	43772	86091	7187	78904
1396.....	92846	58460	34386	100762	9236	91526
1397 <sup>(1)</sup> .....	90417	58850	31567	134276	37711	96565
1398.....	75795	48656	27139	101621	11401	90220
<b>1399.....</b>	<b>55277</b>	<b>36537</b>	<b>18740</b>	<b>66450</b>	<b>8699</b>	<b>57751</b>
East Azarbayejan.....	1313	1089	224	1238	687	551
West Azarbayejan.....	1948	1627	321	1122	209	913
Ardebil.....	734	673	61	875	120	755
Esfahan.....	5108	3669	1439	7551	869	6682
Alborz.....	1521	803	718	957	136	821
Ilam.....	911	539	372	1450	170	1280
Bushehr.....	1956	1188	768	1556	209	1347
Tehran.....	1614	1532	82	2919	1155	1764
Chaharmahal&Bakhtiari ...	982	560	422	2106	98	2008
South Khorasan.....	583	336	247	2774	186	2588
Khorasan-e-Razavi.....	5351	4005	1346	4951	786	4165
North Khorasan.....	834	451	383	182	3	179
Khuzestan.....	2480	1251	1229	4497	392	4105
Zanjan.....	1018	754	264	1479	190	1289
Semnan.....	921	685	236	1154	146	1008
Sistan&Baluchestan.....	1094	788	306	2930	153	2777
Fars.....	7227	4300	2927	4979	437	4542
Qazvin.....	671	446	225	866	89	777
Qom.....	777	569	208	1314	192	1122
Kordestan.....	407	401	6	1109	117	992
Kerman.....	1877	1181	696	2580	438	2142
Kermanshah.....	1102	763	339	971	76	895
Kohgiluyeh&Boyerahmad ..	742	413	329	1629	42	1587
Golestan.....	3347	1776	1571	1647	136	1511
Gilan.....	2706	1543	1163	2207	466	1741
Lorestan.....	703	601	102	1581	239	1342
Mazandaran.....	3169	1973	1196	1310	177	1133
Markazi.....	1078	865	213	2136	335	1801
Hormozgan.....	1674	557	1117	895	115	780
Hamedan.....	1052	961	91	3108	144	2964
Yazd.....	377	238	139	2377	187	2190

1. In the year 1397, statistics for the training courses held by the Technical and Vocational Training Organization, is included in permanent centres and urban branches.

Sources: Ministry of Cooperatives, Labour, and Social Welfare.  
-Technical and Vocational Training Organization.