

T *Introduction*

This chapter presents data on manpower engaged in the Ministry of Health and Medical Education (government sector), manpower working in the Veterinary sector, and health and medical equipment and facilities of the government and private sectors affiliated with the Ministry of Health and Medical Education and Iran Veterinary Organization. Moreover, included in this chapter is the information on blood products produced and distributed to the medical centers. The collection of statistical information on the health and medical activities of the country was first started by the former Ministry of Health in the year 1335 and continued till the year 1364 by the Ministry.

By merging Medical Sciences universities and their affiliated hospitals in the year 1364, the former Ministry of Health was renamed "Ministry of Health and Medical Education" with a new organization and was tasked with collecting and providing statistics on health activities. Since then, the Ministry has regularly produced related statistics.

Statistics on physicians engaged in the private sector are, at present, produced by the Organization for Medical Discipline, but due to some obstacles and problems in presenting updated statistics, these data have not been included in the Statistical Yearbook yet.

Definitions and concepts

Physician: This refers to the person who has completed their medical education in one of the universities within the country or abroad, and received their MD degrees approved by the Ministry of Health and Medical Education. Statistics for physicians also include general practitioners, dentists, pharmacists, doctors of medical laboratory science, Ph.D. specialist, and subspecialists.

Dentistry: This refers to orthodontics, endodontics, oral and dental pathology, maxillofacial diseases, maxillofacial pathology, prosthodontics, periodontics, oral maxillofacial surgery, tooth treatment, and children's tooth disorders.

Pharmacology: This refers to the pharmacy, industrial pharmacy, pharmacology, pharmaceuticals, and pharmacognosy.

Paramedic: This refers to the non-physicians engaged in the areas of health and treatment.

Health attendant (health aid): This is the workforce (male and female who work in an operating health home and is responsible for providing primary health care services. He/she must be a native resident with at least a diploma degree in one of the villages covered by the health home and has passed practical and theoretical courses (internship) in this field. The maximum age

for the holders of a high school diploma is 26 and for the holders of an associate's degree is 28.

Hospital: It is a place that is established under the authorization of the Ministry of Health and Medical Education and enjoys diagnostic, medical, health, educational, and research facilities for medical treatment of outpatients and inpatients round-the-clock.

Operating hospital: It is a hospital that admits outpatients and inpatients round-the-clock.

Licensed bed: It is the bed that the hospital is authorized to have and use based on the authorization of the government and the latest obtained license, according to which it must have an official license. A licensed bed should also be considered in the rating of the hospital beds. The number of licensed beds is not necessarily as many as the number of active hospital beds.

Available (active) bed:

Intensive Care Unit (ICU): It is one of the specialized wards of the hospital, which is responsible for the treatment and care of critically ill patients or the ones exposed to serious and dangerous injuries, based on scientific standards and using medical specialists, nursing staff and all equipment, facilities, medical technology, and necessary drugs.

Coronary Care Unit (CCU): It is one of the specialized wards of the hospital in which the patients with severe cardiac complications are treated and cared for according to scientific standards and using medical specialists, nursing staff, and all equipment, facilities, medical technology, and necessary drugs.

Neonatal Intensive Care Unit (NICU): It is one of the specialized wards of the hospital that provides

advanced supportive care for newborn infants (0 to 28 days) with multiple organ dysfunction syndromes (MODS) or for babies with a weight of fewer than 1500 grams or for gestational age less than 32 weeks and babies with respiratory distress syndrome, according to the scientific standards using medical specialists, nursing staff and all equipment, facilities and medical technology.

Health care: This refers to the services provided by health services professionals or staff to promote, maintain, monitor, and restore the health of members of the community (society). Health care is a public right and the government is responsible for providing these services to the people equally.

Primary Health Care Centre: This is a centre that provides the necessary health care using scientific and practical methods and technology and is at the first level of contact with individuals, families, and society in the health system. In terms of cost to society and the country at each stage of development, it is cost-effective and affordable for the community and the country at every stage of development.

Comprehensive Health Services Centre: It is a centre that is established in urban and rural areas. The services, which are provided at this centre, include general medical services, consulting nurse for mental health, consultation for nutrition and diet therapy, dentistry, laboratory services, radiology, environmental and occupational health, and monitoring of the health care provided in the affiliated units, including the health station and the active health home. The staff of the Comprehensive Health Services Centre includes physicians, nurses, dentists, mental health experts, nutritionists, environmental and occupational health experts, and

experts in laboratory sciences and radiology as needed. The average population covered by the Comprehensive Urban Health Services Centre is 35,000 persons and the Comprehensive Rural Health Services Centre is 4,000 persons.

Health Station: It is a unit under the Comprehensive Urban Health Services, and in some cases under Rural Health Services Centre at which the services available include health care only and are provided by a health attendant (equivalent to health aid at a health home).

Active Health Home: It refers to the unit that is located in villages with an average population of 1,500 persons in the main village and satellite villages (covered villages) and provides health care by health attendants (man and woman) and the services provided at this place are registered in the electronic health system.

Maternity Facility Unit: This is a unit in the subdivision of the Comprehensive Urban or Rural Health Services Centre, which provides natural childbirth services and care, during and after childbirth by the midwife at this place.

Medical Diagnostic Laboratory: It is a place permitted by the Ministry of Health and Medical Education where various samples of the human body are tested with the aim of obtaining information for diagnosis, prevention, treatment continuation, or for a health checkup. It includes two types: clinical and anatomical. At this place, tests such as hematology, microbiology, serology, biology, immunology, biophysics, cytology, pathology, cellular and molecular genetics, histology, and others are carried out.

Comprehensive Medical Rehabilitation Centre: It is a centre that, after obtaining the necessary

licenses and permits within the framework of relevant regulations, provides comprehensive rehabilitation services at all levels of the health system in various physical, psychological (mental), and social dimensions on an outpatient and daily basis by the rehabilitation team. The six fields of study on rehabilitation include work therapy, physiotherapy, speech therapy, audiometry, optometry, and technical orthopedics.

Nuclear Medical Centre: It is a centre that independently or as part of medical institutions such as hospitals, clinics, etc., provides specialized diagnostic and medical services by obtaining the necessary permits from the relevant authorities (agreement in principle, operating permit, and establishment permit from the Ministry of Health and Medical Education and permit for working with radiation from the centre of the country's Nuclear Safety System) and uses nuclear medical knowledge and open radiation sources.

Pharmacy: It is a place licensed by the Ministry of Health and Medical Education that, with a qualified technical manager, provides pharmaceutical services and health-oriented products such as medicine, powdered milk, dietary supplements, infant complementary foods, disposable medical supplies and authorized cosmetic products.

General Clinic: This is a place that admits outpatients for treatment round-the-clock and has at least 3 general practitioners and specialists.

Specialized Clinic: This is a place that is established in accordance with the rules and regulations of the Ministry of Health and Medical Education and provides diagnostic and therapeutic services in one of the medical specialties (such as cardiovascular specialized clinic) or diagnosis and

treatment of one or more specific diseases (such as a diabetes specialty clinic), with the presence of specialists in various fields.

Pre-hospital emergency medical services station:

This is a station where a set of emergency medical services and skills in case of an emergency, such as an accident, severe disease, and natural or man-made phenomena are provided in the form of the national medical emergency network system before the patient or injured person arrives at the hospital. These services are provided by the urban and road emergency stations.

Urban emergency station: This is an emergency station that is established in the centres of sub-provinces, Shahr (cities) with university or faculty of medical sciences and health services, and cities with a population of more than 50000 persons which are connected to the message centre and the communication and operation command centre of the emergency station.

Road Emergency Station: This is an emergency station that is established on busy or accident-prone roads and in cities' entrance/departure points with a population of less than 50,000 and is in contact with the communication centre or the message centre of the emergency station.

Blood products: They include dense red blood cell products, plasma products, and platelet products.

Dense red blood cell products: They include dense red blood cells with additive solution, frozen dense red blood cells, irradiated dense red blood cells, low leukocyte dense red blood cells, washed dense red blood cells, dense red blood cell apheresis, and low leukocyte dense red blood cell apheresis.

Plasma products: They include frozen plasma within 24 hours after donation, cryo-free plasma and cryoprecipitate precipitate.

Platelet products: They include fused (integrated) platelets, low leukocyte fused (integrated) platelets, and plateletpheresis.

Dense red blood cells: These kinds of blood cells are obtained after extracting most of the plasma from centrifuged whole blood. The final hematocrit of the prepared product should be less than 80% in the absence of any additive solution. Depending on the type of preservative and additive, it can be stored at 2-6 °C for 21 to 42 days. This product can be also stored frozen for a long time in the presence of cold protection materials.

Fresh frozen plasma: This refers to the plasma that has reached a temperature under which unstable protein activity is maintained during the freezing process. This product is obtained from whole blood or the plasmapheresis method. Plasma is isolated and frozen from whole blood in the first 6-8 hours after donation according to the type of anticoagulant. To maintain heat-sensitive coagulation factors, it is essential that the transport temperature of the blood units or plasma received from the blood collection site to the processing centre, the time from collection to freezing depending on the type of anticoagulant, the time duration between the separation of plasma from whole blood to its freezing, duration and temperature of the freezing process and storage temperature of frozen plasma should be controlled and in accordance with the written standards. This product can be used for 12 months when stored at -20 to -25 degrees Celsius and lasts for 24 months at temperatures below or equal to -25 to -64 degrees

Celsius. From this product, other products can be obtained, including cryo-sediment, various coagulation factors, and immunoglobulins.

Platelet concentrates: They are the products in which platelets are the main cellular components. This product is made from whole blood or platelet apheresis. This product can be stored for up to 5 days at a temperature of 20-24° degrees Celsius and with gentle and continuous shaking.

Whole blood donation: This is the process of receiving whole blood from blood donation volunteers in compliance with (by observing) all the criteria approved by the Iranian Blood Transfusion Organization.

Blood donor: This refers to a person who voluntarily visits one of the blood transfusion centres, stations or mobile blood donation teams in the country for blood donation.

Frequent blood donor: This refers to a blood donor whose time interval of blood donation with the last blood drawing is less than 12 months.

Infrequent blood donor: This refers to a blood donor whose time interval of blood donation with the last blood drawing is more than 12 months.

Selected information

In the year 1399, the number of physicians and paramedics employed by the University of Medical Science was 52968 and 285834, respectively, out of whom 16839, 5215, 304, 2561, 18342, 2917, and

6790 were general practitioners, dentists, doctors of medical laboratory sciences, pharmacists, specialists, sub-specialists, and professional doctors, respectively.

In the year 1399, the number of hospitals was 1032, out of which 703 hospitals were state-run, and 329 hospitals were run by the private sector, respectively.

In the year 1399, the number of hospital beds in the country was 161377, out of which 142768 were available (active) beds.

In the year 1399, there were 5834, 5621, and 17499 operating health care, medical centres, health care stations, and health homes, respectively.

In the same year, there were 5142 medical and genetic diagnostic laboratories, out of which 5004 were medical diagnostic laboratories, and 138 were genetic diagnostic laboratories. In the year 1399, the total number of operating pharmacies was 12474.

In the same year 1399, there were 2688 pre-hospital emergency stations in the country, out of which 1061 and 1627 stations were urban (39.5%) and road (60.5%) stations, respectively.

In the same year, a number of 2399392 blood donors visited the blood centres, and 1905427 units of blood were donated, totally.

In the year 1399, there were 2195 veterinarian pharmacies, 1347 livestock vaccination centres, and 1786 private veterinarian clinics.

18.1. EMPLOYEES IN THE MEDICAL SCIENCES UNIVERSITIES BY OCCUPATION GROUP

Year and Ostan	Total	Physicians ⁽¹⁾	Paramedics	Other employees ⁽²⁾
1380.....	295325	21175	152396	121754
1385 ⁽³⁾	321544	29937	173076	118531
1390.....	361627	32493	215950	113184
1395.....	434511	46852	262845	124814
1396.....	452386	48330	274515	129541
1397.....	450471	48806	282183	119482
1398 ⁽⁴⁾	450225	50212	280821	119192
1399⁽⁵⁾.....	459050	52968	285834	120248
East Azarbajejan	22110	2498	14381	5231
West Azarbajejan	20392	2098	13275	5019
Ardebil	8378	911	5550	1917
Esfahan.....	28829	3843	16876	8110
Alborz	9406	1437	6471	1498
Ilam	5405	611	3727	1067
Bushehr	7433	771	4689	1973
Tehran	47580	7126	24127	16327
Chaharmahal&Bakhtiyari	8762	933	5421	2408
South Khorasan	6120	688	4100	1332
Khorasan-e-Razavi.....	33553	3462	22760	7331
North Khorasan.....	6292	646	4128	1518
Khuzestan.....	32515	3009	19888	9618
Zanjan	7725	906	4947	1872
Semnan.....	7266	991	4090	2185
Sistan&Baluchestan	17560	1683	10914	4963
Fars.....	34237	3622	21341	9274
Qazvin.....	7405	818	4464	2123
Qom.....	5417	580	3435	1402
Kordestan	11063	1292	7245	2526
Kerman.....	21199	2509	13747	4943
Kermanshah	16546	1527	10667	4352
Kohgiluyeh&Boyerahmad.....	6373	675	3939	1759
Golestan	12867	1346	8897	2624
Gilan.....	15059	1927	9371	3761
Lorestan.....	12079	1120	8534	2425
Mazandaran.....	18890	2680	11024	5186
Markazi	8731	905	5231	2595
Hormozgan.....	10931	1066	7197	2668
Hamedan	612	71	423	118
Yazd	8315	1217	4975	2123

1. Including all medicine groups such as professional doctorates too

2. Including those people not included in physicians and paramedics whether logistic or services personnel etc.

3. Excluding the statistics for Ahvaz and Behbahan Medical Science Universities.

4. Excluding statistics related to Khoy University.

5. Excluding statistics related to Hamedan, Khomeyn and Gonabad Medical Science Universities.

Source: Ministry of Health and Medical Education.

18.2. PHYSICIANS AND PROFESSIONAL DOCTORATE EMPLOYED IN THE MEDICAL SCIENCES UNIVERSITIES BY FIELD AND TYPE OF SPECIALITY

Year and Ostan	Grand total	General practitioner	Dentist	Doctorate in laboratory sciences	Pharmacist	Specialist	Sub-specialist	Professional doctorate
1380.....	21175	8568	1945	000	1069	9066	000	000
1385.....	29937	13485	2786	000	1327	12258	000	000
1390.....	32493	14901	3625	000	1731	000	000	000
1395 ⁽¹⁾	46852	15868	4145	374	2016	17452	2467	4530
1396.....	48330	16579	4270	265	1987	17725	2629	4875
1397.....	48806	16130	5222	340	2406	16530	2626	5552
1398 ⁽²⁾	50212	16316	5221	359	2446	17090	2679	6101
1399⁽³⁾.....	52968	16839	5215	304	2561	18342	2917	6790
East Azarbayejan.....	2498	765	217	10	127	746	149	484
West Azarbayejan.....	2098	796	162	22	109	769	58	182
Ardebil.....	911	307	99	7	49	283	48	118
Esfahan.....	3843	1218	414	52	196	1474	218	271
Alborz.....	1437	522	132	4	113	501	72	93
Ilam.....	611	204	84	6	16	168	26	107
Bushehr.....	771	239	95	2	25	281	33	96
Tehran.....	7126	1048	507	24	350	2966	766	1465
Chaharmahal&Bakhtiari....	933	367	90	6	29	264	45	132
South Khorasan.....	688	208	77	0	39	244	18	102
Khorasan-e-Razavi.....	3462	1105	351	8	188	1160	188	462
North Khorasan.....	646	229	87	8	36	217	18	51
Khuzestan.....	3009	1082	224	28	141	1092	127	315
Zanjan.....	906	252	111	4	37	255	62	185
Semnan.....	991	350	128	10	11	305	57	130
Sistan&Baluchestan.....	1683	580	192	8	130	508	55	210
Fars.....	3622	1164	258	16	154	1341	178	511
Qazvin.....	818	287	136	5	27	221	47	95
Qom.....	580	134	72	0	24	210	64	76
Kordestan.....	1292	465	132	16	44	475	78	82
Kerman.....	2509	875	265	12	110	757	92	398
Kermanshah.....	1527	562	154	1	90	431	57	232
Kohgiluyeh&Boyerahmad...	675	222	66	9	24	244	24	86
Golestan.....	1346	517	155	7	63	436	55	113
Gilan.....	1927	718	273	10	101	590	98	137
Lorestan.....	1120	423	88	1	57	368	38	145
Mazandaran.....	2680	1050	322	13	142	978	86	89
Markazi.....	905	327	89	12	43	293	41	100
Hormozgan.....	1066	431	104	2	26	339	51	113
Hamedan.....	71	31	5	1	4	23	0	7
Yazd.....	1217	361	126	0	56	403	68	203

1. Excluding the statistics for Ahvaz and Behbahan Medical Science Universities.

2. Excluding statistics related to Khoy University.

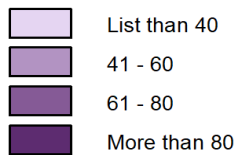
3. Excluding statistics related to Hamedan, Khomeyn and Gonabad Medical Science Universities.

Source: Ministry of Health, Treatment and Medical Education.

18.1. NUMBER OF PHYSICIANS PER 100000 POPULATION THE YEAR 1399



For data see Table 18.2 and 3.9.



18.3. PARAMEDICS EMPLOYED IN THE MEDICAL SCIENCES UNIVERSITIES BY FIELD AND TYPE OF SPECIALITY

Year and Ostan	Grand total	Professional nurse holding B.S. or higher degree	Nurse holding associate's degree	Operating room technician with associate's /bachelor's degree	Nurse anesthetist with associate's /bachelor's degree
1380.....	152394	000	000	2945	000
1385.....	173076	000	000	3671	000
1390.....	215950	59490	000	5226	4395
1394.....	238869	73795	414	6168	5268
1395.....	262845	83355	480	6271	5146
1396.....	274515	90544	351	6567	5388
1397.....	282183	92792	357	9456	8184
1398 ⁽¹⁾	280821	93663	324	9797	8340
1399⁽²⁾.....	285834	98842	420	10626	9079
East Azarbayejan.....	14381	4542	6	368	327
West Azarbayejan.....	13275	4675	10	412	344
Ardebil.....	5550	2151	22	214	192
Esfahan.....	16876	6901	18	600	574
Alborz.....	6471	2292	13	231	225
Ilam.....	3727	1101	0	153	169
Bushehr.....	4689	1077	000	158	169
Tehran.....	24127	10548	271	1201	1089
Chaharmahal&Bakhtiyari ...	5421	1774	1	203	157
South Khorasan.....	4100	1384	0	151	119
Khorasan-e-Razavi.....	22760	8445	4	897	767
North Khorasan.....	4128	1363	2	140	115
Khuzestan.....	19888	5106	7	735	599
Zanjan.....	4947	1629	1	179	139
Semnan.....	4090	1381	3	161	123
Sistan&Baluchestan.....	10914	2491	6	457	362
Fars.....	21341	7885	25	855	675
Qazvin.....	4464	1568	4	141	133
Qom.....	3435	1535	0	162	132
Kordestan.....	7245	2274	0	295	191
Kerman.....	13747	3937	4	376	377
Kermanshah.....	10667	3840	6	405	323
Kohgiluyeh&Boyerahmad...	3939	1518	0	133	109
Golestan.....	8897	3373	6	243	185
Gilan.....	9371	3325	6	289	278
Lorestan.....	8534	2920	2	317	338
Mazandaran.....	11024	4528	2	365	314
Markazi.....	5231	1634	0	344	161
Hormozgan.....	7197	1765	1	193	179
Hamedan.....	423	164	0	19	4
Yazd.....	4975	1716	0	229	210

**18.3. PARAMEDICS EMPLOYED IN THE MEDICAL SCIENCES UNIVERSITIES BY FIELD
AND TYPE OF SPECIALITY (continued)**

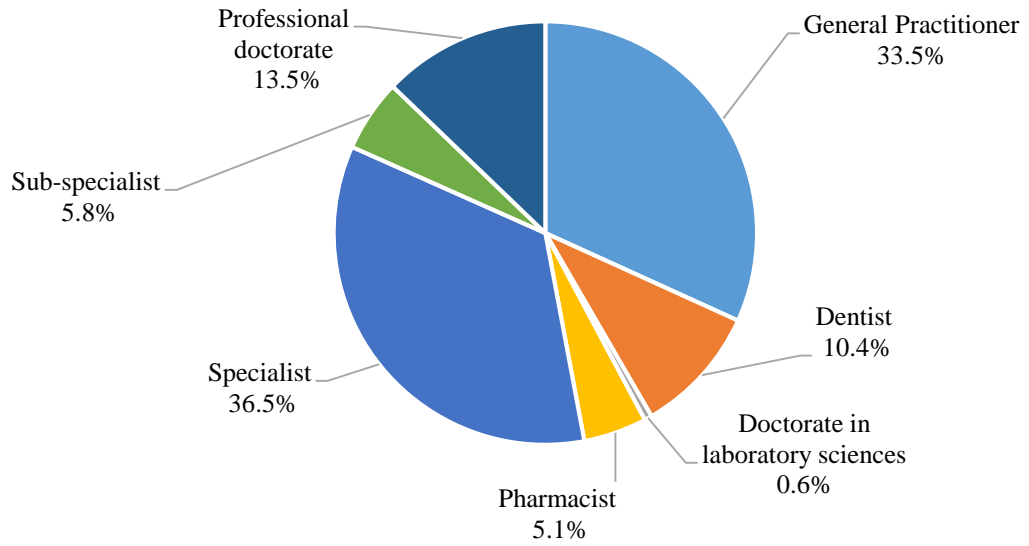
Year and Ostan	Health worker	Health attendant (Behvarz)	Midwife	Other paramedics
1380.....	000	000	8105	000
1385.....	000	27620	10555	000
1390.....	20007	28691	16429	81712
1394.....	10713	30131	21068	91312
1395.....	11657	30868	23753	101315
1396.....	11563	29782	26000	104320
1397.....	10302	30259	25207	105626
1398 ⁽¹⁾	9766	30090	24859	103982
1399⁽²⁾.....	9861	28124	25011	103871
East Azarbayejan	810	1689	1247	5392
West Azarbayejan	328	1449	1506	4551
Ardebil	60	781	562	1568
Esfahan.....	403	1189	1211	5980
Alborz	517	177	453	2563
Ilam	82	26	395	1801
Bushehr	407	434	465	1979
Tehran	698	542	1582	8196
Chaharmahal&Bakhtiari	194	557	505	2030
South Khorasan	70	486	268	1622
Khorasan-e-Razavi.....	256	2190	1744	8457
North Khorasan	38	495	453	1522
Khuzestan.....	1196	1786	2258	8201
Zanjan	156	653	527	1663
Semnan.....	71	221	280	1850
Sistan&Baluchestan	942	1932	1263	3461
Fars.....	1138	1976	1520	7267
Qazvin.....	84	471	433	1630
Qom	76	78	257	1195
Kordestan	196	939	655	2695
Kerman	710	1454	1367	5522
Kermanshah	256	988	726	4123
Kohgiluyeh&Boyerahmad	140	512	362	1165
Golestan	41	1167	869	3013
Gilan	83	1574	807	3009
Lorestan	46	1030	733	3148
Mazandaran	165	1420	968	3262
Markazi	190	547	516	1839
Hormozgan	342	1043	616	3058
Hamedan	16	84	44	92
Yazd	150	234	419	2017

1. Excluding statistics for Khoy University.

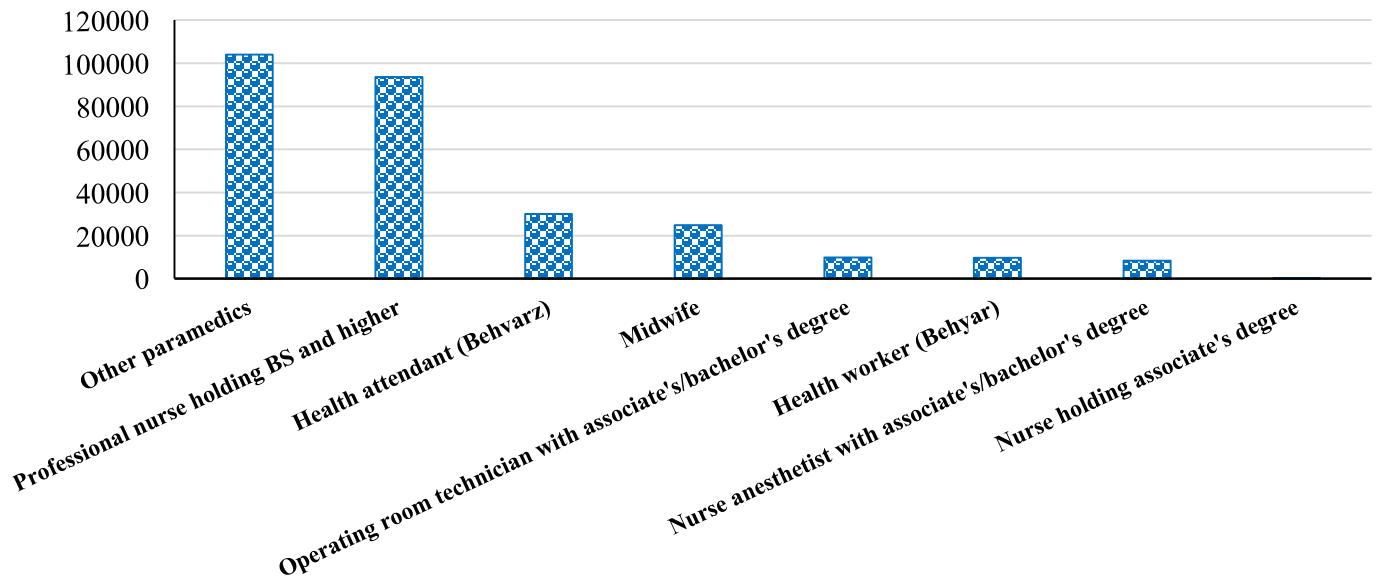
2. Excluding statistics related to Hamedan, Khomeyn and Gonabad Medical Science Universities.

Source: Ministry of Health and Medical Education.

18.2. Distribution of physicians EMPLOYED in the Ministry of Health and Medical Education by field of SPECIALITY, THE YEAR: 1399



For data see Table 18.2.

18.3. PARAMEDICS EMPLOYED IN THE MEDICAL SCIENCES UNIVERSITIES BY FIELD AND TYPE OF SPECIALITY, THE YEAR: 1399

For data see Table 18.3.

18.4. NUMBER OF ACTIVE HOSPITALS AND LICENCED BEDS BY TYPE OF AFFILIATION

Year and Ostan	Grand total		State-run			
	Hospital	Licensed bed	Medical Science University		Other public institutions and organizations ⁽¹⁾	
			Hospital	Licensed bed	Hospital	Licensed bed
1380.....	000	000	000	000	000	000
1385.....	000	000	000	000	000	000
1390.....	000	000	000	000	000	000
1395.....	954	157303	594	107403	97	13965
1396.....	968	161230	602	110617	95	14485
1397.....	1016	166543	629	112683	69	11533
1398.....	1038	161218	648	109444	72	9796
1399.....	1032	161377	641	110025	62	9239
East Azarbayejan	46	7841	32	5904	0	0
West Azarbayejan	37	5847	27	4737	2	260
Ardebil	18	2604	13	2114	0	0
Esfahan.....	69	10314	47	7078	2	500
Alborz.....	18	2985	11	1776	0	0
Ilam.	12	1235	9	1019	0	0
Bushehr	19	1810	10	1244	6	292
Tehran	180	37814	54	17386	21	4881
Chaharmahal&Bakhtiyari.....	12	1485	10	1187	0	0
South Khorasan.	17	1698	14	1456	1	50
Khorasan-e-Razavi.....	68	12759	45	9601	4	335
North Khorasan	12	1492	10	1492	1	000
Khuzestan.....	56	7661	33	4562	10	1711
Zanjan.....	14	1098	10	684	0	0
Semnan	12	1926	9	1614	0	0
Sistan&Baluchestan	22	3235	19	2869	0	0
Fars.....	77	13327	53	10453	0	0
Qazvin	16	1995	10	1293	0	0
Qom.....	10	2496	6	1735	0	0
Kordestan.	20	3580	16	3256	1	64
Kerman	42	6053	27	4323	4	412
Kermanshah	25	3961	18	3154	3	292
Kohgiluyeh&Boyerahmad.....	11	1306	8	1160	2	82
Golestan	25	3343	16	2519	0	0
Gilan	36	4992	25	3677	1	60
Lorestan	27	32	18	0	1	0
Mazandaran	47	6692	32	5356	0	0
Markazi	21	2801	15	1859	0	0
Hormozgan.....	22	2273	15	1485	3	300
Hamedan	21	3260	16	2644	0	0
Yazd	20	3462	13	2388	0	0

18.4. NUMBER OF ACTIVE HOSPITALS AND LICENCED BEDS BY TYPE OF AFFILIATION (continued)

Year and Ostan	Non-public									
	Social Security		Other public institutions and organizations ⁽²⁾		Private		Charity		Other ⁽³⁾	
	Hospital	Licensed Bed	Hospital	Licensed bed	Hospital	Licensed bed	Hospital	Licensed bed	Hospital	Licensed bed
1380	000	000	000	000	000	000	000	000	000	000
1385	000	000	000	000	000	000	000	000	000	000
1390	000	000	000	000	000	000	000	000	000	000
1395	72	12021	000	000	159	19008	32	4906	000	000
1396	70	12394	000	000	168	18722	33	5012	000	000
1397	75	12756	32	4416	174	18703	35	5338	2	1114
1398	73	12500	25	4295	181	18936	36	5029	3	1218
1399	74	12251	33	4780	183	19067	35	5348	4	667
East Azarbayejan..	2	407	4	476	7	888	1	166	0	0
West Azarbayejan.	2	288	0	0	5	466	1	96	0	0
Ardebil	2	222	1	148	2	120	0	0	0	0
Esfahan	3	886	4	600	9	856	4	394	0	0
Alborz	1	316	0	0	6	893	0	0	0	0
Ilam	1	60	0	0	2	156	0	0	0	0
Bushehr	3	274	0	0	0	0	0	0	0	0
Tehran	13	3277	7	2124	73	8617	11	1296	1	233
Chaharmahal &Bakhtiyari.....	1	202	0	0	1	96	0	0	0	0
South Khorasan....	2	192	0	0	0	0	0	0	0	0
Khorasan-e-Razavi	3	653	0	0	7	665	8	1185	1	320
North Khorasan....	1	000	0	0	0	0	0	0	0	0
Khuzestan	6	524	2	310	4	443	1	111	0	0
Zanjan	2	250	1	38	1	126	0	0	0	0
Semnan	1	128	1	120	1	64	0	0	0	0
Sistan&Baluchesta	1	256	2	110	0	0	0	0	0	0
Fars	1	300	6	518	14	1026	3	1030	0	0
Qazvin.....	2	341	0	0	4	361	0	0	0	0
Qom	1	120	1	118	0	0	2	523	0	0
Kordestan.....	2	210	0	0	1	50	0	0	0	0
Kerman	3	547	0	0	6	614	2	157	0	0
Kermanshah	2	230	0	0	2	285	0	0	0	0
Kohgiluyeh& Boyerahmad.....	1	64	0	0	0	0	0	0	0	0
Golestan.....	2	350	1	46	6	428	0	0	0	0
Gilan	1	270	0	0	9	985	0	0	0	0
Lorestan	3	32	0	0	5	0	0	0	0	0
Mazandaran	5	436	2	96	8	804	0	0	0	0
Markazi.....	3	444	0	0	3	498	0	0	0	0
Hormozgan	1	300	0	0	2	124	0	0	1	64
Hamedan.....	2	416	0	0	2	150	0	0	1	50
Yazd.....	1	256	1	76	3	352	2	390	0	0

1. Including the Islamic Revolutionary Guard Corps, the Oil Company, the Police, education, the Army, and so on.

2. Including Islamic Azad University, Foundation of Martyrs and Veterans Affairs, etc.

3. Including NGOs, Research Centers, Sanatoriums, Knowledge-based Companies, etc.

Source: Ministry of Health and Medical Education

18.5. NUMBER OF AVAILABLE (ACTIVE) BEDS IN HOSPITAL WARDS

Year and Ostan	Total	Psychological	Burn	Intensive care unit (ICU)	Coronary care unit (CCU)	Neonatal intensive care unit (NICU)	Other
1380.....	000	000	000	000	000	000	000
1385.....	000	000	000	000	000	000	000
1390.....	000	000	000	000	000	000	000
1395.....	118156	9870	894	7642	5331	2771	91648
1396.....	125566	10332	914	8212	5589	3088	97431
1397.....	138117	10247	921	8929	5930	3262	108828
1398.....	136338	10503	756	9522	5939	3300	106318
1399.....	142768	10337	885	11706	5740	3493	110607
East Azarbayejan	7719	789	57	566	270	199	5838
West Azarbayejan	4995	154	17	446	196	100	4082
Ardebil	2716	221	20	145	57	35	2238
Esfahan.....	9114	725	50	699	315	199	7126
Alborz	3009	114	3	329	120	68	2375
Ilam.	893	52	8	93	47	24	669
Bushehr	1438	33	23	105	65	37	1175
Tehran	28506	3235	114	3093	1394	800	19870
Chaharmahal&Bakhtiyari....	1804	176	9	100	56	54	1409
South Khorasan.	1398	109	10	126	55	50	1048
Khorasan-e-Razavi.....	10291	953	44	821	299	286	7888
North Khorasan	1404	56	10	95	36	36	1171
Khuzestan.....	8980	608	58	725	358	234	6997
Zanjan	2092	146	17	135	49	52	1693
Semnan.....	1740	52	0	163	61	33	1431
Sistan&Baluchestan	3065	112	10	165	86	69	2623
Fars.....	9874	729	81	661	410	251	7742
Qazvin	2146	70	15	169	98	34	1760
Qom.....	2262	0	4	145	66	51	1996
Kordestan.	2952	200	24	147	93	54	2434
Kerman	5662	431	36	379	235	140	4441
Kermanshah	3327	167	29	287	128	68	2648
Kohgiluyeh &Boyerahmad..	1671	108	14	78	36	27	1408
Golestan	2995	91	6	202	156	59	2481
Gilan	3822	222	6	245	167	45	3137
Lorestan	2486	133	19	226	121	90	1897
Mazandaran	5690	128	129	568	315	135	4415
Markazi	2266	68	18	179	90	39	1872
Hormozgan.....	2573	96	16	187	109	78	2087
Hamedan	3064	203	24	243	92	65	2437
Yazd	2814	156	14	184	160	81	2219

Source: Ministry of Health and Medical Education.

18.6. ESTABLISHMENTS OFFERING PRIMARY HEALTH CARE

Year and Ostan	Total	Comprehensive health service centers				Health care station		Active health houses	Maternity facilities	Border health care station
		Urban	Rural	Urban and rural	Round-the-clock	Rural	Urban attached and unattached			
1380	000	000	000	000	000	000	000	000	000	000
1385	12166	000	000	000	000	000	000	12166	000	000
1390	17649	000	000	000	000	000	000	17649	000	000
1395	27868	2820	2697	000	000	177	4021	17854	299	000
1396	28468	2863	2820	000	000	225	4190	18116	254	000
1397	29465	1559	2645	1059	561	324	5265	17746	214	92
1398	29424	1555	2668	1136	556	290	5296	17635	197	91
1399	29232	1517	2671	1085	561	283	5338	17499	188	90
East Azarbayejan...	1588	100	153	51	27	21	224	1003	6	3
West Azarbayejan..	1490	52	117	54	13	21	220	996	11	6
Ardebil	767	22	60	35	15	0	106	520	7	2
Esfahan	1379	154	98	68	48	8	466	528	8	1
Alborz	353	48	15	10	5	11	185	79	0	0
Ilam	314	14	25	25	12	2	51	181	3	1
Bushehr	428	26	28	32	24	1	83	218	3	13
Tehran	1424	229	63	29	27	36	763	273	1	3
Chaharmahal & Bakhtiyari	563	37	68	25	23	4	93	308	4	1
South Khorasan....	494	11	60	19	13	5	65	315	4	2
Khorasan-e-Razavi.	2291	120	221	46	39	25	438	1390	7	5
North Khorasan....	548	15	62	15	6	6	57	382	5	0
Khuzestan	1663	115	131	70	31	18	336	936	14	12
Zanjan	659	27	65	10	13	0	82	453	9	0
Semnan	267	21	25	18	10	1	58	133	1	0
Sistan&Baluchestan	1179	39	144	21	32	16	112	773	36	6
Fars	1833	68	210	101	38	27	290	1083	13	3
Qazvin.....	464	33	40	9	12	9	97	259	5	0
Qom	195	27	9	5	0	1	94	59	0	0
Kordestan.....	905	37	68	42	6	0	119	630	2	1
Kerman	1418	45	146	56	20	6	215	922	7	1
Kermanshah.....	926	25	60	47	13	0	143	629	3	6
Kohgiluyeh& Boyerahmad.....	481	7	47	19	11	6	52	329	10	0
Golestan.....	867	22	93	34	14	20	104	576	2	2
Gilan	1307	20	97	62	17	4	140	963	0	4
Lorestan	896	25	78	31	19	7	124	611	1	0
Mazandaran	1777	67	203	23	28	5	185	1258	5	3
Markazi.....	592	25	59	34	11	2	118	340	2	1
Hormozgan	941	30	104	35	10	8	112	613	17	12
Hamedan.....	863	21	87	49	15	13	113	564	0	1
Yazd.....	360	35	35	10	9	0	93	175	2	1

Source: Ministry of Health and Medical Education.

18.7. MEDICAL AND GENETICS DIAGNOSTIC LABORATORY BY TYPE OF AFFILIATION

Year and Ostan	Total	Medical diagnostic laboratory						
		State-run		Non-public				
		Medical Science University	Other public institutions and organizations ⁽¹⁾	Social Security	Other public institutions and organizations ⁽²⁾	Private	Charity	Other ⁽³⁾
1380.....	3701	1873	000	000	000	1355	000	000
1385.....	4414	2071	000	000	000	1768	000	000
1390.....	4850	2075	000	000	000	2156	000	000
1395.....	5642	2269	321	280	000	2631	141	000
1396.....	5621	2126	341	280	000	2736	138	000
1397 ⁽⁴⁾	5359	1880	192	230	122	2683	142	20
1398.....	5093	1507	250	214	123	2728	146	8
1399.....	5142	1477	166	241	113	2833	153	21
East Azarbayejan.....	177	12	0	1	10	148	1	0
West Azarbayejan.....	84	5	0	2	0	76	0	0
Ardebil.....	63	18	4	4	2	32	1	0
Esfahan.....	376	101	10	26	4	213	14	0
Alborz.....	158	11	6	7	1	126	2	0
Ilam.....	59	33	2	1	2	18	3	0
Bushehr.....	84	49	6	7	000	22	0	0
Tehran.....	1035	54	45	25	31	773	58	0
Chaharmahal & Bakhtiari.....	132	105	1	5	0	19	0	0
South Khorasan.....	38	15	0	6	3	13	1	0
Khorasan-e-Razavi.....	445	175	16	15	6	196	26	1
North Khorasan.....	39	16	5	4	0	13	1	0
Khuzestan.....	235	44	12	9	2	147	2	9
Zanjan.....	76	41	000	7	4	23	1	0
Semnan.....	36	9	2	3	3	19	0	0
Sistan&Baluchestan.....	142	100	0	7	7	25	0	0
Fars.....	366	79	10	18	9	222	20	0
Qazvin.....	89	29	0	9	3	45	0	0
Qom.....	62	8	0	4	4	31	12	0
Kordestan.....	54	16	1	2	0	33	0	0
Kerman.....	193	101	7	9	0	68	4	0
Kermanshah.....	139	71	9	9	000	49	000	000
Kohgiluyeh&Boyerahmad.....	69	43	2	4	0	20	0	0
Golestan.....	123	39	1	7	8	67	0	0
Gilan.....	151	25	9	10	0	102	0	0
Lorestan.....	66	18	5	5	0	37	0	0
Mazandaran.....	170	25	1	6	7	128	0	0
Markazi.....	119	69	7	8	0	35	0	0
Hormozgan.....	60	15	4	3	3	32	1	1
Hamedan.....	132	55	1	7	4	54	4	3
Yazd.....	170	96	0	11	0	47	2	7

18.7. MEDICAL AND GENETICS DIAGNOSTIC LABORATORY BY TYPE OF AFFILIATION (continued)

Year and Ostan	Genetics diagnostic laboratory						
	State-run		Non-public				
	Medical Science University	Other public institutions and organizations ⁽¹⁾	Social Security	Other public institutions and organizations ⁽²⁾	Private	Charity	Other ⁽³⁾
1380	000	000	000	000	000	000	000
1385	000	000	000	000	000	000	000
1390	000	000	000	000	000	000	000
1395	000	000	000	000	000	000	000
1396	000	000	000	000	000	000	000
1397 ⁽⁴⁾	14	2	0	1	72	1	0
1398	14	0	0	1	101	1	0
1399	18	2	0	0	116	1	1
East Azarbayejan	0	0	0	0	5	0	0
West Azarbayejan.....	0	0	0	0	1	0	0
Ardebil	0	0	0	0	2	0	0
Esfahan.	0	0	0	0	8	0	0
Alborz	0	0	0	0	5	0	0
Ilam.	0	0	0	0	0	0	0
Bushehr	0	0	0	0	0	0	0
Tehran	4	0	0	0	45	0	0
Chaharmahal&Bakhtiyari....	1	0	0	0	1	0	0
South Khorasan.....	0	0	0	0	0	0	0
Khorasan-e-Razavi	1	0	0	0	7	1	1
North Khorasan.....	0	0	0	0	0	0	0
Khuzestan	1	1	0	0	8	0	0
Zanjan	0	0	0	0	0	0	0
Semnan	0	0	0	0	0	0	0
Sistan&Baluchestan.....	1	0	0	0	2	0	0
Fars	2	0	0	0	6	0	0
Qazvin.....	1	0	0	0	2	0	0
Qom	0	0	0	0	3	0	0
Kordestan.....	0	0	0	0	2	0	0
Kerman	2	0	0	0	2	0	0
Kermanshah	000	000	000	000	1	0	0
Kohgiluyeh&Boyerahmad....	0	0	0	0	0	0	0
Golestan	0	0	0	0	1	0	0
Gilan	0	0	0	0	5	0	0
Lorestan	0	0	0	0	1	0	0
Mazandaran	0	0	0	0	3	0	0
Markazi	0	0	0	0	0	0	0
Hormozgan	0	0	0	0	1	0	0
Hamedan	2	0	0	0	2	0	0
Yazd	3	1	0	0	3	0	0

1. Including the Islamic Revolutionary Guard Corps, the Oil Company, the Police, education, the Army, and so on.

2. Including Islamic Azad University, Foundation of Martyrs and Veterans Affairs, etc.

3. Including NGOs, Research Centers, Sanatoriums, Knowledge-based Companies, etc.

4. Decrease in number is due to including the centres with permit issuance.

Source: Ministry of Health and Medical Education.

18.8. COMPREHENSIVE MEDICAL REHABILITATION CENTRES BY TYPE OF AFFILIATION

Year and Ostan	Total	State-run		Non-public				
		Medical Science University	Other public institutions and organizations ⁽¹⁾	Social Security	Other public institutions and organizations ⁽²⁾	Private	Charity	Other ⁽³⁾
1380	1679	225	000	000	000	953	000	000
1385	2704	319	000	000	000	1789	000	000
1390	4522	378	000	000	000	3378	000	000
1395	7449	550	630	134	000	5984	151	000
1396	8110	567	639	124	000	6608	172	000
1397	9453	1071	400	65	177	7557	148	35
1398	9047	391	430	70	241	7688	172	55
1399	8863	474	308	65	260	7578	154	24
East Azarbayejan ...	237	2	6	0	8	216	0	5
West Azarbayejan..	222	4	2	0	0	216	0	0
Ardebil	94	2	3	0	0	89	0	0
Esfahan	369	8	9	1	22	320	9	0
Alborz	473	25	12	3	8	420	5	0
Ilam	29	2	1	1	0	25	0	0
Bushehr	101	3	7	0	29	62	0	0
Tehran	1592	31	11	13	27	1483	27	0
Chaharmahal& Bakhtiyari	109	3	21	2	4	79	0	0
South Khorasan.....	114	7	9	0	6	88	4	0
Khorasan-e-Razavi	830	63	57	6	9	656	26	13
North Khorasan.....	84	2	9	1	0	71	1	0
Khuzestan	565	34	31	5	4	491	0	0
Zanjan	93	15	0	0	12	66	0	0
Semnan	125	16	10	2	13	79	5	0
Sistan&Baluchestan	161	35	1	2	6	107	9	1
Fars	739	45	3	4	35	624	28	0
Qazvin.....	147	8	17	4	6	112	0	0
Qom	192	5	0	1	12	157	17	0
Kordestan.....	161	3	21	0	0	134	1	2
Kerman	301	16	18	5	5	248	8	1
Kermanshah	224	14	15	2	1	190	0	2
Kohgiluyeh& Boyerahmad.....	81	4	7	1	0	69	0	0
Golestan	240	13	2	4	15	206	0	0
Gilan	284	0	0	0	0	284	0	0
Lorestan	194	12	3	1	4	173	1	0
Mazandaran	407	27	0	1	21	358	0	0
Markazi	215	2	3	0	3	205	2	0
Hormozgan	90	0	0	0	2	88	0	0
Hamedan	171	26	11	3	5	125	1	0
Yazd.....	219	47	19	3	3	137	10	0

1. Including the Islamic Revolutionary Guard Corps, the Oil Company, the Police, education, the Army, and so on.

2. Including Islamic Azad University, Foundation of Martyrs and Veterans Affairs, etc.

3. Including NGOs, Research Centers, Sanatoriums, Knowledge-based Companies, etc.

Source: Ministry of Health and Medical Education.

18.9. NUCLEAR DIAGNOSTIC CENTRES BY TYPE OF AFFILIATION

Year and Ostan	Total	State-run		Non-public				
		Medical Science University	Other public institutions and organizations ⁽¹⁾	Social Security	Other public institutions and organizations ⁽²⁾	Private	Charity	Other ⁽³⁾
1380	1801	667	000	000	000	815	000	000
1385	2227	761	000	000	000	1087	000	000
1390	2802	726	000	000	000	1421	000	000
1395	3246	805	237	171	000	1929	104	000
1396	3387	814	221	189	000	2053	110	000
1397 ⁽⁴⁾	3296	817	110	137	81	2030	99	22
1398	3158	632	126	121	75	2067	108	29
1399	3369	648	141	148	76	2223	105	28
East Azarbayejan	99	6	1	1	0	84	0	7
West Azarbayejan...	74	4	0	1	0	69	0	0
Ardebil	64	16	0	5	1	39	0	3
Esfahan	261	59	9	22	7	151	13	0
Alborz	130	13	6	5	1	103	2	0
Ilam	23	18	0	0	0	5	0	0
Bushehr	50	10	5	6	0	29	0	0
Tehran	863	53	42	18	17	696	37	0
Chaharmahal& Bakhtiyari	36	12	2	3	0	19	0	0
South Khorasan.....	34	15	2	5	0	11	1	0
Khorasan-e-Razavi .	253	47	16	5	6	157	22	0
North Khorasan.....	28	14	0	1	2	11	0	0
Khuzestan	165	34	9	9	2	101	1	9
Zanjan	39	13	0	3	2	20	1	0
Semnan	24	9	3	1	1	10	0	0
Sistan & Baluchestan	30	10	0	3	2	15	0	0
Fars	285	81	0	6	19	162	17	0
Qazvin.....	55	15	2	6	0	32	0	0
Qom	47	8	0	4	3	24	8	0
Kordestan.....	42	15	4	5	0	18	0	0
Kerman	102	32	0	4	0	59	1	6
Kermanshah	85	26	7	4	0	48	0	0
Kohgiluyeh& Boyerahmad	32	12	2	4	0	14	0	0
Golestan	70	21	1	2	3	43	0	0
Gilan	74	0	0	0	0	74	0	0
Lorestan	64	19	6	7	0	32	0	0
Mazandaran	143	27	10	6	10	88	0	2
Markazi.....	58	18	6	3	0	31	0	0
Hormozgan	58	15	3	1	0	38	0	1
Hamedan.....	7	3	0	0	0	4	0	0
Yazd.....	74	23	5	8	0	36	2	0

1. Including the Islamic Revolutionary Guard Corps, the Oil Company, the Police, education, the Army, and so on.

2. Including Islamic Azad University, Foundation of Martyrs and Veterans Affairs, etc.

3. Including NGOs, Research Centers, Sanatoriums, Knowledge-based Companies, etc.

4. Decrease in number is due to including the centres with permit issuance.

Source: Ministry of Health and Medical Education.

18.10. PHARMACIES BY AFFILIATION TYPE

Year and Ostan	Total	State-run		Non-public				
		Medical Science University	Other public institutions and organizations ⁽¹⁾	Social Security	Other public institutions and organizations ⁽²⁾	Private	Charity	Other ⁽³⁾
1380	5918	348	000	000	000	5360	000	000
1385	7358	467	000	000	000	6650	000	000
1390	8484	423	000	000	000	7666	000	000
1395	10937	574	223	000	168	9929	43	000
1396	11036	532	231	000	195	10028	50	000
1397	11253	575	112	164	148	10197	45	12
1398	12120	595	153	156	88	11011	61	56
1399	12474	565	162	150	99	11405	42	51
East Azarbajejan ..	658	35	4	3	2	612	0	2
West Azarbajejan.	439	24	10	1	0	403	1	0
Ardebil	171	1	1	1	3	165	0	0
Esfahan	905	10	0	3	5	887	0	0
Alborz	443	4	11	8	000	417	000	3
Ilam	000	000	000	000	000	000	000	000
Bushehr	131	10	7	9	000	105	0	0
Tehran	3067	67	17	12	33	2922	12	4
Chaharmahal& Bakhtiyari	101	2	2	0	1	96	0	0
South Khorasan....	91	13	2	2	0	74	0	0
Khorasan-e- Razavi	1084	50	6	17	5	997	8	1
North Khorasan....	98	10	1	2	0	68	0	17
Khuzestan	643	36	24	17	4	556	6	0
Zanjan	142	16	1	3	1	121	0	0
Semnan	78	4	1	0	3	69	0	1
Sistan& Baluchestan.....	214	14	3	1	2	192	0	2
Fars	817	56	8	3	2	745	3	0
Qazvin.....	164	10	2	2	0	150	0	0
Qom	167	7	0	2	3	147	8	0
Kordestan.....	201	16	7	6	0	172	0	0
Kerman	374	21	14	7	1	330	1	0
Kermanshah	335	26	6	7	1	295	0	0
Kohgiluyeh& Boyerahmad.....	102	8	7	4	0	83	0	0
Golestan.....	259	0	16	2	5	236	0	0
Gilan	412	30	5	1	0	367	0	9
Lorestan	224	14	2	10	6	187	1	4
Mazandaran	570	37	0	5	11	516	0	1
Markazi.....	193	15	0	8	7	163	0	0
Hormozgan	150	14	4	1	1	128	0	2
Hamedan.....	10	1	0	1	0	8	0	0
Yazd.....	231	14	1	12	3	194	2	5

1. Including the Islamic Revolutionary Guard Corps, the Oil Company, the Police, education, the Army, and so on.

2. Including Islamic Azad University, Foundation of Martyrs and Veterans Affairs, etc.

3. Including NGOs, Research Centers, Sanatoriums, Knowledge-based Companies, etc.

Source: Ministry of Health and Medical Education.

18.11. NUMBER OF GENERAL AND SPECIALIZED CLINICS BY TYPE OF AFFILIATION

Year and Ostan	Total	General clinic							
		State-run		Non-public					
		Medical Science University	Other public institutions and organizations ⁽¹⁾	Social Security	Other public institutions and organizations ⁽²⁾	Private	Charity	Other ⁽³⁾	
1380.....	000	000	000	000	000	000	000	000	000
1385.....	000	000	000	000	000	000	000	000	000
1390.....	000	000	000	000	000	000	000	000	000
1395.....	4423	1207	653	297	000	1986	280	000	000
1396.....	4374	912	659	302	000	2205	296	000	000
1397.....	5265	211	319	183	168	1355	264	23	23
1398.....	5499	228	392	208	166	1298	269	49	49
1399.....	5608	184	357	196	156	1285	249	51	51
East Azarbayejan	104	3	12	8	4	42	5	0	0
West Azarbayejan.....	192	1	20	4	10	46	3	27	27
Ardebil.....	205	14	0	5	1	36	0	0	0
Esfahan	342	4	19	7	7	49	27	0	0
Alborz.....	174	0	0	6	9	63	4	0	0
Ilam.....	35	1	0	0	0	11	0	0	0
Bushehr.....	70	11	20	10	000	9	000	000	000
Tehran.....	875	4	68	8	26	231	88	0	0
Chaharmahal&Bakhtiyari..	57	0	5	5	1	16	1	0	0
South Khorasan	49	13	7	5	0	0	7	0	0
Khorasan-e-Razavi	389	10	32	8	9	135	32	3	3
North Khorasan	36	5	9	2	0	10	2	1	1
Khuzestan	339	33	35	24	5	83	4	3	3
Zanjan.....	204	1	000	7	8	12	000	000	000
Semnan	51	7	14	7	0	8	2	0	0
Sistan&Baluchestan.....	291	9	2	5	8	33	6	0	0
Fars.....	646	9	23	14	3	69	23	3	3
Qazvin	211	7	5	9	0	31	0	0	0
Qom.....	84	6	0	4	7	21	13	0	0
Kordestan	52	1	5	6	1	8	4	0	0
Kerman	218	14	12	11	3	70	11	10	10
Kermanshah.....	143	3	12	2	1	44	000	000	000
Kohgiluyeh&Boyerahmad ...	78	1	9	3	0	38	0	0	0
Golestan.....	30	0	0	0	0	0	0	0	0
Gilan.....	106	1	0	0	6	65	2	0	0
Lorestan.....	65	1	16	9	0	19	0	0	0
Mazandaran	220	25	4	2	24	56	1	1	1
Markazi	58	0	11	3	2	7	4	0	0
Hormozgan	75	0	11	7	0	27	3	0	0
Hamedan.....	70	0	4	5	6	12	3	2	2
Yazd	139	0	2	10	15	34	4	1	1

18.11. NUMBER OF GENERAL AND SPECIALIZED CLINICS BY TYPE OF AFFILIATION (continued)

Year and Ostan	Specialized clinics						
	State-run		Non-public				
	Medical Science University	Other public institutions and organizations ⁽¹⁾	Social Security	Other public institutions and organizations ⁽²⁾	Private	Charity	Other ⁽³⁾
1380.....	000	000	000	000	000	000	000
1385.....	000	000	000	000	000	000	000
1390.....	000	000	000	000	000	000	000
1395.....	000	000	000	000	000	000	000
1396.....	000	000	000	000	000	000	000
1397.....	1090	76	82	61	1401	30	2
1398.....	1124	64	111	76	1463	38	13
1399.....	1137	60	110	90	1583	27	124
East Azarbayejan.....	1	3	0	1	25	0	0
West Azarbayejan.....	5	4	0	3	63	0	6
Ardebil.....	118	0	15	1	15	0	0
Esfahan.....	28	4	0	0	190	7	0
Alborz.....	3	1	1	0	86	1	0
Ilam.....	4	1	3	2	9	4	0
Bushehr.....	0	1	0	0	19	0	0
Tehran.....	38	12	0	8	387	5	0
Chaharmahal&Bakhtiari..	14	0	0	0	15	0	0
South Khorasan.....	12	1	0	0	4	0	0
Khorasan-e-Razavi.....	14	3	1	0	137	3	2
North Khorasan.....	4	0	0	0	3	0	0
Khuzestan.....	36	2	8	0	106	0	0
Zanjan.....	118	0	18	13	25	2	0
Semnan.....	7	0	0	1	5	0	0
Sistan&Baluchestan.....	179	0	14	21	13	1	0
Fars.....	217	10	7	22	131	0	115
Qazvin.....	106	7	34	0	12	0	0
Qom.....	7	0	1	1	21	3	0
Kordestan.....	17	0	1	0	9	0	0
Kerman.....	32	0	0	3	52	0	0
Kermanshah.....	21	5	2	1	52	0	0
Kohgiluyeh&Boyerahmad	4	3	2	6	12	0	0
Golestan.....	7	0	1	4	18	0	0
Gilan.....	1	0	0	1	30	0	0
Lorestan.....	12	0	0	0	7	0	0
Mazandaran.....	95	0	0	0	12	0	0
Markazi.....	3	1	0	0	26	1	0
Hormozgan.....	3	0	0	0	24	0	0
Hamedan.....	13	1	0	0	24	0	0
Yazd.....	18	1	2	0	51	0	1

1. Including the Islamic Revolutionary Guard Corps, the Oil Company, the Police, education, the Army, and so on.

2. Including Islamic Azad University, Foundation of Martyrs and Veterans Affairs, etc.

3. Including NGOs, Research Centers, Sanatoriums, Knowledge-based Companies, etc.

Source: Ministry of Health and Medical Education.

18.12. NUMBER OF PRE-HOSPITAL EMERGENCY STATIONS 115

Year and Ostan	Total	Urban	Road
1380	000	000	000
1385	000	000	000
1390	000	000	000
1395	2270	828	1442
1396	2473	918	1555
1397	2536	967	1569
1398	2609	999	1610
1399	2688	1061	1627
East Azarbayejan	127	62	65
West Azarbayejan.....	84	36	48
Ardebil	58	26	32
Esfahan	177	87	90
Alborz	64	35	29
Ilam	42	13	29
Bushehr	52	16	36
Tehran ⁽¹⁾	80	33	47
Chaharmahal&Bakhtiari	51	19	32
South Khorasan.....	80	19	61
Khorasan-e-Razavi	231	124	107
North Khorasan.....	52	16	36
Khuzestan	174	66	108
Zanjan	59	21	38
Semnan	49	14	35
Sistan&Baluchestan.....	135	33	102
Fars	207	69	138
Qazvin.....	41	13	28
Qom	42	23	19
Kordestan.....	59	24	35
Kerman	166	53	113
Kermanshah	65	28	37
Kohgiluyeh&Boyerahmad	47	17	30
Golestan	58	23	35
Gilan	66	28	38
Lorestan	75	29	46
Mazandaran	89	38	51
Markazi	55	21	34
Hormozgan	79	22	57
Hamedan	68	27	41
Yazd	56	26	30

1. Excluding Emergency Stations in the city of Tehran.

Source: Ministry of Health and Medical Education.

18.13. BLOOD PRODUCTS PRODUCED AND DELIVERED TO THE MEDICAL CENTRES BY THREE MAJOR PRODUCTS, THE YEAR 1399 (unit)

Ostan	Blood products produced			Blood products delivered to medical centres		
	Packed Red Blood Cells (PRBC)	Fresh frozen plasma (FFP)	Platelets concentrate	Packed Red Blood Cells (PRBC)	Fresh frozen plasma (FFP)	Platelets concentrate
Total country	1856064	1711327	1008099	1820887	606876	902249
East Azarbayejan.....	77339	74261	43887	73270	31639	44716
West Azarbayejan	60838	55650	23322	51656	17626	23788
Ardebil	32135	31396	12681	17813	10613	12408
Esfahan.....	120574	110922	56931	112787	44380	58154
Alborz	47181	45298	10773	39605	10720	8806
Ilam	12462	11407	3621	11335	3814	2656
Bushehr	29456	21005	10900	27056	8549	8469
Tehran	278260	274845	235228	334297	134793	234089
Chaharmahal&Bakhtiari ...	18714	16946	9197	15933	9467	8312
South Khorasan	19360	18066	8657	11190	4617	7767
Khorasan-e-Razavi.....	125021	115254	86257	123360	42891	80530
North Khorasan	18430	17891	8479	8169	4343	6030
Khuzestan.....	107097	98089	52124	120544	31878	46537
Zanjan	21794	21253	8171	17300	7472	6338
Semnan.....	30229	28532	8077	16811	6448	6109
Sistan&Baluchestan	58027	53321	23398	106857	16355	14224
Fars.....	141838	120911	90924	140857	52332	74373
Qazvin	35224	32245	17028	24158	8862	15898
Qom	39257	35148	14379	26833	12633	13059
Kordestan	26526	24531	13596	21392	7312	11809
Kerman	66093	62616	43643	63459	18846	37347
Kermanshah	41881	40111	30906	40016	13866	26612
Kohgiluyeh&Boyerahmad.....	15910	13237	8279	14195	3557	4824
Golestan	48170	43891	26227	46503	13422	21736
Gilan.....	73032	68816	22881	76495	11203	16763
Lorestan.....	35228	34396	9342	26680	8963	7174
Mazandaran.....	119464	92501	46857	115684	16984	36712
Markazi	35278	34128	17338	25248	10775	15677
Hormozgan.....	51341	45921	17393	52940	18265	13720
Hamedan	32895	32036	28483	26921	11622	22404
Yazd	37010	36703	19120	31523	12629	15208

Source: Iranian Blood Transfusion Organization (IBTO).

18.14. DONORS AND AMOUNT OF DONATED BLOODS BY GENDER AND DONATION STATUS, THE YEAR 1399
(unit)

Ostan	Number of donors	Total amount of blood donation			Total blood donation by donation status		
		Both sexes	Male	Female	Frequent	Infrequent	First time
Total country	2399392	1905427	1809175	96252	1046586	561620	297221
East Azarbayejan.....	98971	79422	76931	2491	43089	25975	10358
West Azarbayejan	73739	62940	60790	2150	31841	20308	10791
Ardebil	40847	33268	31198	2070	18152	9733	5383
Esfahan.....	153481	123022	118495	4527	69918	32216	20888
Alborz.....	60080	48670	46767	1903	23797	14769	10104
Ilam	15189	12897	12226	671	7307	3995	1595
Bushehr	37928	30504	28931	1573	18683	7944	3877
Tehran	355655	288562	274452	14110	131634	99671	57257
Chaharmahal&Bakhtiari ..	26767	22627	21233	1394	11656	7595	3376
South Khorasan	25904	21101	19471	1630	12543	5125	3433
Khorasan-e-Razavi.....	167724	127461	119589	7872	71193	36063	20205
North Khorasan	23381	18908	17578	1330	11095	4399	3414
Khuzestan.....	155918	109756	106331	3425	53111	31449	25196
Zanjan.....	27109	22189	20697	1492	11805	6406	3978
Semnan.....	38910	30788	28879	1909	22587	6126	2075
Sistan&Baluchestan	75438	58914	54393	4521	35244	16037	7633
Fars.....	193669	144285	135508	8777	76397	46669	21219
Qazvin	45848	35489	33118	2371	19585	10330	5574
Qom	48778	39964	38269	1695	23687	11084	5193
Kordestan	32147	27081	25000	2081	14097	7871	5113
Kerman	85402	67921	63952	3969	40792	18833	8296
Kermanshah	52547	42868	40083	2785	19790	14694	8384
Kohgiluyeh&Boyerahmad .	31180	16338	15892	446	9173	4689	2476
Golestan	57590	48833	45493	3340	31033	11437	6363
Gilan.....	86225	75037	71722	3315	43647	20300	11090
Lorestan.....	47188	35562	32653	2909	22614	11567	1381
Mazandaran.....	150961	122292	118289	4003	78502	33305	10485
Markazi	43212	36024	33589	2435	19476	11406	5142
Hormozgan.....	59191	51846	49218	2628	30366	12421	9059
Hamedan	42411	33408	32363	1045	19961	9831	3616
Yazd	46002	37450	36065	1385	23811	9372	4267

Source: Iran Blood Transfusion Organization.

18.15. NUMBER OF THE EMPLOYED ⁽¹⁾ IN THE GOVERNMENTAL VETERINARY SECTOR BY OCCUPATIONAL FIELD, THE YEAR 1399

Description	Grand total	Veterinarian	Occupational fields ⁽²⁾ by expertise		Veterinarian with associate's degree	Veterinary technician	Other occupational fields
			Technical expert	Non-technical expert			
Total country	5890	1933	1583	853	997	50	474
Central Organization	288	104	34	88	5	0	57
East Azarbayejan.....	271	93	56	36	56	0	30
West Azarbayejan	225	93	44	35	15	1	37
Ardebil	171	55	43	25	27	0	21
Esfahan.....	286	73	62	38	84	3	26
Alborz	117	57	23	13	10	1	13
Ilam	142	36	50	22	20	0	14
Bushehr	156	39	60	22	26	0	9
Tehran	245	125	70	28	22	0	0
Chaharmahal&Bakhtiyari...	137	48	38	18	26	2	5
South Khorasan	154	41	56	26	28	1	2
Khorasan-e-Razavi.....	341	143	95	20	63	5	15
North Khorasan	124	31	32	27	23	0	11
Khuzestan.....	271	76	53	38	60	5	39
Zanjan	109	28	23	26	19	4	9
Semnan.....	128	44	26	28	17	8	5
Sistan&Baluchestan	180	47	90	15	21	0	7
Fars.....	274	108	53	29	65	2	17
Qazvin	127	39	35	23	15	2	13
Qom	88	24	28	21	10	1	4
Kordestan	148	45	41	23	26	0	13
Kerman	325	105	100	22	89	1	8
Kermanshah	152	44	26	26	30	2	24
Kohgiluyeh&Boyerahmad....	109	34	21	20	16	1	17
Golestan	175	52	62	31	27	0	3
Gilan.....	171	56	45	17	35	1	17
Lorestan.....	167	38	66	21	29	2	11
Mazandaran	295	104	82	38	62	5	4
Markazi	136	46	37	22	15	1	15
Hormozgan.....	136	33	55	17	15	1	15
Hamedan	136	42	49	20	21	1	3
Yazd	106	30	28	18	20	0	10

1. Excluding people working for Higher Education Centres.

2. Including experts and senior experts.

Sources: Iran Veterinary Organization.

18.16. OPERATING MEDICAL CENTRES IN THE PRIVATE VETERINARY SECTOR, THE YEAR 1399

Ostan	Veterinary pharmacy	Livestock vaccination centres	Veterinary clinic	Hospital	Veterinary lab
Total country	2195	1347	1786	110	269
East Azarbayejan.....	192	87	61	1	14
West Azarbayejan	182	138	135	15	20
Ardebil	87	43	0	0	4
Esfahan.....	125	75	69	2	25
Alborz	23	12	65	6	7
Ilam	36	21	18	3	1
Bushehr	12	3	4	0	3
Tehran	89	32	297	30	33
Chaharmahal&Bakhtiari ...	49	23	8	0	3
Khorasan-e-Razavi.....	151	142	130	9	31
South Khorasan	21	23	24	3	0
North Khorasan	24	30	31	0	2
Khuzestan.....	71	63	89	0	6
Zanjan	22	16	11	0	1
Semnan.....	28	23	26	1	7
Sistan&Baluchestan	30	26	30	0	1
Fars.....	143	95	119	9	19
Qazvin	31	9	5	1	4
Qom	18	20	12	1	4
Kordestan	43	27	74	3	12
Kerman	80	71	79	0	6
Kermanshah	81	63	50	1	3
Kohgiluyeh&Boyerahmad ..	27	27	26	0	1
Golestan	100	31	54	11	16
Gilan.....	75	66	48	2	6
Lorestan.....	81	1	26	0	2
Mazandaran.....	226	99	177	9	23
Markazi	43	31	39	2	4
Hormozgan.....	13	8	22	0	4
Hamedan	50	29	34	0	5
Yazd	42	13	23	1	2

Sources: Iran Veterinary Organization.