

### *Introduction*

This chapter consists of statistical data on population size and its characteristics, taken from the last National Population and Housing Census conducted in the year 1395, comparisons made on the selected demographic items from previous censuses as well as the data on vital events such as births, deaths, marriages and divorces the history of which is presented as follows:

The history of data production on the population in Iran dates back to the Qajar period when some irregular efforts were made for enumeration. In the year 1297, the Civil Registration Department was established to register the four vital events. Registration of data on births, deaths, marriages, and divorces was a beginning for the collection of information on the national population and an incentive to assign an organization to collect the related data. With the approval of a statute in the year 1303, the responsibility for the collection of the required information was entrusted to the Ministry of the Interior. Undergoing several changes, the statute was legally approved by the former National Consultative Assembly in the year 1307, and the Civil Registration Department was renamed "General Department of Statistics and Registration". The Department has continued its legal duties since the year 1349 under the renamed title of "National Organization for Civil Registration".

Approval of the first Census Act by the National Consultative Assembly in the year 1318 led to the implementation of the first Population Census in Tehran on the 10th of the month of Esfand of the same year and in 33 more cities during the years 1319 and 1320 which was postponed because of the political events occurred in the month of Shahrivar, the year 1320. In the month of Esfand of the year 1331, the General Statistics

Cooperation Organization was formed and in the month of Farvardin of the year 1332, the Census and Statistics Act was approved. In the same year, after detaching from the General Department of Statistics and Registration and joining the General Statistics Cooperation Organization, for the first time, the Department of Census and Statistics undertook the responsibility of data collection

exclusively. This organization was renamed "the General Department of Public Statistics" affiliated with the Ministry of the Interior in the year 1334 and conducted the first national population and housing census in the year 1335. With the establishment of the General Department of Public Statistics and the implementation of the National Population and Housing Census in the year 1335, a new era began for statistical activities, and subsequently, different statistical surveys in various socio-economic areas were carried out every year. The increasing need of planning organizations for information and statistics as well as the need for close cooperation between the main data producing organization and planning organizations led to the detachment of the General Department of Public Statistics from the Ministry of the Interior and its affiliation to the Plan and Budget Organization under the title of the Statistical Centre of Iran (SCI) in the year 1344. As its first major activity, the SCI conducted a National Census of Population and Housing in the year 1345. As the occasion arises, the establishment Act of the SCI was revised in the year 1353 and the current Act of the SCI was approved.

After the approval of the new Act and structural renewal of the Centre, it conducted the second National Population and Housing Census in the month of Aban of the year 1355.

The 1365 (1986) National Population and Housing Census was the first under the Islamic Republic of Iran, the results of which provided the required information for conducting socio-economic development plans for the country. Unpredictable increase of population during the years 1355 to 1365 which show population changes trend after the year 1355 as well as extensive population movements due to the Iraqi imposed war on Iran, made basic changes in the statistical frames resulted from the National Population and Housing Census conducted in 1365 and this caused the planners and accordingly the SCI to find it essential to implement a nationwide enumeration in the years before the next decennial census. This enumeration, accompanied by a sample survey for the first time in the country, was implemented in the year 1370 under the title of "Multi-round Population

Survey". The Fifth National Population and Housing Census was carried out in the year 1375; in the year 1385, the sixth National Population and Housing Census was taken across the country, and the seventh one was performed in the month of Aban, the year 1390 nationwide. And the eighth Population and Housing Census was conducted in the year 1395 in two phases namely from 3rd to the end of the month of Mehr as an Internet-based census and from 1st to 28th month of Aban as face to face interview.

The 1395 Census enjoys some features which distinguish it from the previous ones. In this Census, in addition to the change in the number of statistical items over the previous censuses, there were some changes in the tool and method of the census implementation, too.

1. For the first time, the data collection was made by a modern method namely using a Tablet device.

In this method, geographical information of all nation's places, households, and individuals was collected electronically. Moreover, the omission of paper (paperless census) and the use of the Tablet device made the census cost decrease, and data transmission and results release facilitate. Developing a census website and collecting data by the modern method helped a noticeable decrease in the enumerator's workload as well as an increase in the accuracy and quality improvement of the data.

1. Establishment of a control room system and daily monitoring coverage and quality of information and census executive activities in the whole country increased the accuracy and improvement of the quality of information.
2. For the first time, a backup file based on registered resources was used in order to decrease the enumerator's workload as well as increase the accuracy and quality improvement of the census data.

The statistics presented in this chapter consist of the results of the National Population and Housing Census conducted in the year 1395 and a summary of previous censuses results including the Multi-round Population Survey conducted in the year 1370. Moreover, statistics on the vital events of births, deaths, marriages, and divorces are registers, prepared by the National Organization for Civil Registration.

#### *Definitions and concepts*

**Population (under enumeration):** It includes members of all private settled households,

institutional and collective, whose place of usual residence is located in Iran at the time of enumeration, as well as members of all private unsettled households. Foreign delegations, diplomatic corps, and their families are not included in the enumerated population. However, the Iranian delegations and members of the Iranian diplomatic corps, and their families at the Iranian embassies in foreign countries as well as people who work or study abroad and are expected to return to their household's place of residence after finishing work or study are among the population enumerated.

**Private household:** A private household consists of a number of persons living together in one residence, sharing their living expenses, and eating together constitute a household. In some cases, a private household can be one person.

**Private settled household:** It is a private household living in a permanent residence that was made from hard materials as well as in a fixed tent, hut, straw hut, etc, is called a "private settled household".

**Private unsettled household:** It is a private household not living in a permanent residence at the time of enumeration. This kind of household includes three following groups:

1. Households that either move from one area to another or live in portable shelters outside cities and villages;
2. Households that do not live in a permanent place and change their living place continually, such as gypsies;
3. Households that do not have a specific place of residence and usually pass the night at parks, in ruined places, under bridges, etc.

**Institutional household:** A household that lives together in an institution due to having a common objective or characteristics. That institute is responsible for accommodating such a household, (a residential place with services and facilities) according to permission or specific regulations. There is more than one person in such a household..

**Collective household:** It is a household where all or some members have chosen a common place for their residence and jointly manage the affairs of life in that residence because of some conditions (mainly common characteristics). There is more than one person in such a household.

**Shahr (urban area):** Every geographical area based on the Ministry Council's Approval is known as "Shahr" that has a municipality.

**Village (rural area):** One or more contiguous places and lands (agricultural or non-agricultural)

located outside Shahr(city) borders and having independent registered or conventional boundaries. If a village is inhabited by one or more households at the time of enumeration, it is considered an "inhabited village", otherwise, it is considered an "uninhabited village".

**Population settled in urban areas:** Population settled in urban areas in any administrative division of Bakhsh, Shahrestan, Ostan, or country is the population of all Shars (cities) located in the division concerned, and the population of each Shahr is the total number of all private settled, institutional, and collective households members whose place of usual residence is located in that Shahr at the time of enumeration.

**Population settled in rural areas:** Population settled in rural areas in any administrative division of Dehestan, Bakhsh, Shahrestan, Ostan or country is the population of all villages located in the division concerned; and the population of each village is the total number of all private settled, institutional and collective households members whose place of usual residence is located in that village at the time of enumeration.

**Unsettled population:** Unsettled population in any administrative division of Shahrestan, Ostan or country is the population of all private unsettled households who were enumerated in the very division concerned.

**Head of household:** A member of the household who is acknowledged as the head by other household members. It is noteworthy that the head is responsible for bearing all or major parts of household expenditures or making decisions on how the household incomes should be spent.

The head is not necessarily the oldest member of the household, but can be a male or female member who is usually more than 10 years old. It is obvious that in one-person households, the only member of the household is considered the household head.

**Arrived migrants:** Those members of private settled and collective households that have changed their Shahr (city) or village of residence between two successive censuses are considered arrived migrants. Exceptionally, those household members who have been away from their households during the past ten years due to study or work abroad, captivity and missing, but have joined the relevant household at the time of the census, are not considered migrants only for the above reasons.

**Age:** It refers to the number of completed years as of the date of birth.

**Mean age:** It refers to the average age of the population.

**Median age:** It refers to The age which divides the population into two equal groups in number.

### *Selected information*

According to the last Population and Housing Census taken in the month of Aban, the year 1395, the total population of the country was 79926270 persons out of which 40498442 persons were male (50.7%) & 39427828 people were female (49.3%) and average annual population growth was 1.2% compared with the result of the 1390 Population and Housing Census. In the year 1395, the highest population fell in the age group 30-34 (10.8% of the population). In the 1395 Census, there were 24.2 million households out of which 74.9% were settled in urban areas and 25.1% were living in rural areas. In the mentioned year, the mean age for men and women was 31.1 years. Moreover, the mean age for men and women at the first marriage was 27.4 and 23.0, respectively.

In the year 1395, about 8.0 percent of all Shahr (cities) had a population of more than 100,000 persons. Between the years 1390 and 1395, more than 4.3 million people were internal or international migrants, out of which 97.4% percent had their place of the previous residence in Iran, 2.6 % abroad and 0.3% did not state their place of the previous residence.

During the cited period, 48.0 percent of migrants had inter-provincial movement and 49.1% intra-provincial movement.

By using the mixed method based on the results of the Population and Housing Census conducted in the year 1395, the estimated population for the year 1399 was 84 million persons.

In the year 1399, over 1.11 million births were registered, out of which 48.4 percent were female and males made up 51.6 percent of births.

In this year, over 556000 marriages were registered which increased by 4.4 percent compared with the previous year. It is worth mentioning that the highest registered marriages were 11.3 percent and related to the marriages in which there was no age difference between the husband and the wife. Moreover, about 183000 divorces were registered which increased by 3.6 percent compared to the previous year.

**3.1. POPULATION AND AVERAGE ANNUAL GROWTH**

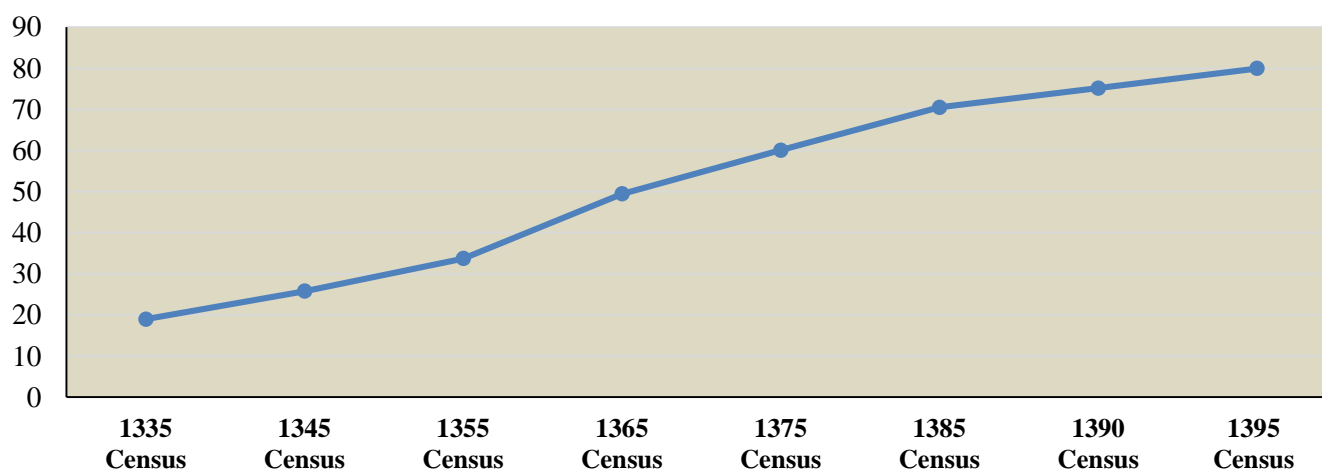
Year	Population	Average annual growth (percent)
1335 Census .....	18954704	-
1345 Census .....	25788722	3.1
1355 Census .....	33708744	2.7
1365 Census .....	49445010	3.9
1370 Multi-Round Census.....	55837163	2.5
1375 Census .....	60055488	1.5
1385 Census .....	70495782	1.6
1390 Census.....	75149669	1.3
<b>1395 Census .....</b>	<b>79926270</b>	<b>1.2</b>

Sources: Ministry of the Interior.

- Statistical Centre of Iran.

**3.1. COUNTRY'S POPULATION**

Million persons



For data see Table 3.1.

**3.2. POPULATION ESTIMATION BY SEX IN URBAN AND RURAL AREAS (1000 persons)**

Year and Ostan	Total country			Urban areas			Rural areas and Unsettled		
	Both	Male	Female	Both	Male	Female	Both	Male	Female
1391 <sup>(1)</sup> .....	76075	38403	37672	55419	27927	27492	20656	10476	10180
1392 <sup>(1)</sup> .....	77016	38915	38101	56329	28395	27934	20687	10520	10167
1393 <sup>(1)</sup> .....	77970	39434	38536	57252	28870	28382	20718	10564	10154
1394 <sup>(1)</sup> .....	78940	39961	38979	58192	29354	28838	20748	10607	10141
1396 <sup>(1)</sup> .....	81070	41049	40022	60281	30518	29764	20789	10531	10258
1397 <sup>(1)</sup> .....	82084	41538	40546	61329	31031	30299	20754	10507	10247
1398 <sup>(1)</sup> .....	83075	42018	41057	62367	31539	30828	20708	10478	10229
<b>1399<sup>(2)</sup>.....</b>	<b>84038</b>	<b>42484</b>	<b>41553</b>	<b>63390</b>	<b>32041</b>	<b>31349</b>	<b>20648</b>	<b>10443</b>	<b>10205</b>
East Azarbayejan.....	4051	2055	1996	2963	1503	1460	1087	552	536
West Azarbayejan.....	3439	1741	1698	2293	1161	1132	1146	580	566
Ardebil.....	1306	665	641	919	468	451	387	197	190
Esfahan.....	5343	2705	2638	4749	2404	2344	594	301	293
Alborz.....	2913	1474	1439	2711	1372	1340	202	102	100
Ilam.....	602	306	296	422	215	208	179	91	88
Bushehr.....	1251	669	582	917	490	427	334	178	155
Tehran.....	13973	7016	6957	13177	6616	6561	796	400	397
Chaharmahal & Bakhtiyari.....	988	500	488	649	328	321	339	172	168
South Khorasan.....	822	418	403	498	253	245	324	165	159
Khorasan-e-Razavi....	6871	3457	3414	5100	2566	2534	1771	891	880
North Khorasan.....	899	453	447	525	265	261	374	188	186
Khuzestan.....	4936	2501	2435	3812	1931	1880	1125	570	555
Zanjan.....	1107	559	548	759	383	376	348	176	172
Semnan.....	764	388	376	620	315	305	144	73	71
Sistan & Baluchestan	3045	1535	1509	1574	794	780	1471	742	729
Fars.....	5051	2555	2497	3618	1830	1788	1434	725	709
Qazvin.....	1336	681	655	1034	527	507	302	154	148
Qom.....	1398	710	688	1334	677	657	64	32	31
Kordestan.....	1675	847	828	1216	615	601	459	232	227
Kerman.....	3341	1704	1637	2047	1044	1003	1294	660	634
Kermanshah.....	1999	1010	989	1542	779	763	457	231	226
Kohgiluyeh & Boyerahmad.....	753	380	373	426	215	211	327	165	162
Golestan.....	1975	990	986	1105	554	551	870	436	434
Gilan.....	2571	1285	1286	1679	839	840	892	446	446
Lorestan.....	1801	909	892	1191	601	590	611	308	302
Mazandaran.....	3391	1703	1687	2019	1015	1005	1371	689	682
Markazi.....	1478	750	729	1162	589	573	316	160	156
Hormozgan.....	1942	990	952	1104	563	541	838	427	411
Hamedan.....	1779	893	886	1160	582	577	620	311	308
Yazd.....	1236	635	600	1064	547	517	172	89	84

1. Information was calculated according to the results of the National Population and Housing Censuses of the years 1390 and 1395.

2. Information was calculated according to the projection made by using the mixed method based on the results of National Population and Housing Census of the year 1395.

Source: Statistical Centre of Iran.

**3.3. POPULATION BY AGE GROUPS**

Age group	1335	1345	1355	1365	Multi Round Census 1370	1375	1385	1390	1395
<b>Total.....</b>	<b>18954704</b>	<b>25788722</b>	<b>33708744</b>	<b>49445010</b>	<b>55837163</b>	<b>60055488</b>	<b>70495782</b>	<b>75149669</b>	<b>79926270</b>
0 – 4 years.....	3347698	4556035	5429712	9044823	8141285	6163024	5463978	6232552	7093004
5 – 9 years.....	2822975	4232870	5276533	7525894	9035458	8481845	5509057	5657791	6411277
10 – 14 years.....	1822483	3098101	4303118	5903300	7547131	9080676	6708594	5671435	5688384
15 – 1years.....	1420524	2180887	3600265	5192202	5908903	7115547	8726761	6607043	5458997
20 – 24 year .....	1497178	1722673	2792215	4193724	4947260	5221982	9011422	8414497	6392879
25 – 29 years.....	1517802	1698884	2111585	3652297	4005278	4709154	7224952	8672654	8201133
30 – 34 years.....	1386373	1722546	1706997	2927983	3504220	3980066	5553531	6971924	8600913
35 – 39 years.....	1084698	1461411	1626619	2117211	2866669	3571779	4921124	5571018	7037598
40 – 44 years.....	862743	1360458	1668685	1655351	2037477	2812086	4089158	4906749	5518307
45 – 49 years.....	777565	866446	1389465	1585398	1577983	2013040	3522761	4030481	4833123
50 – 54 years.....	668868	767312	1329049	1599018	1570622	1529078	2755420	3527408	3925971
55 – 59 years.....	554754	437094	703887	1337746	1442929	1366728	1887981	2680119	3350593
60 – 64 years.....	432373	690956	584144	1184632	1303390	1382946	1464452	1862907	2542573
65 – 69 years.....	302782	352175	347238	573796	885077	1076373	1197550	1343731	1711464
70 – 74 years.....	196877	351265	380164	342020	465167	846509	1119318	1119968	1177625
75 – 79 years.....	117254	106209	204097	209530	185993	364118	694122	913531	886392
80 years and over...	134694	183400	254971	376372	353956	308181	645601	919539	1096037
Not specified.....	7063	0	0	23713	58365	32356	0	46322	0

Sources: Ministry of the Interior.  
- Statistical Centre of Iran.

**3.4. POPULATION BY SEX, AGE AND RESIDENCE STATUS, 1395 CENSUS**

Age	Total			Settled in urban areas		
	Both Sexes	Male	Female	Both sexes	Male	Female
<i>All ages</i> .....	<b>79926270</b>	<b>40498442</b>	<b>39427828</b>	<b>59146847</b>	<b>29841414</b>	<b>29305433</b>
<i>0-4 years</i> .....	<b>7093004</b>	<b>3649800</b>	<b>3443204</b>	<b>5001730</b>	<b>2569127</b>	<b>2432603</b>
Under 1 year .....	1387531	713614	673917	984307	505141	479166
1 year .....	1497557	772292	725265	1056641	543759	512882
2 years .....	1454670	749045	705625	1022658	525658	497000
3 years .....	1397003	717388	679615	981562	503550	478012
4 years .....	1356243	697461	658782	956562	491019	465543
<i>5-9 years</i> .....	<b>6411277</b>	<b>3286030</b>	<b>3125247</b>	<b>4546588</b>	<b>2330232</b>	<b>2216356</b>
5 years .....	1326874	680816	646058	937602	481067	456535
6 years .....	1308558	670589	637969	929767	476566	453201
7 years .....	1297384	664816	632568	924048	473379	450669
8 years .....	1252088	641752	610336	886945	454691	432254
9 years .....	1226373	628057	598316	868226	444529	423697
<i>10-14 years</i> .....	<b>5688384</b>	<b>2911423</b>	<b>2776961</b>	<b>4056243</b>	<b>2075186</b>	<b>1981057</b>
10 years .....	1216890	624058	592832	856742	439366	417376
11 years .....	1162070	594586	567484	826932	423261	403671
12 years .....	1117176	571985	545191	798038	407979	390059
13 years .....	1103999	564762	539237	792340	405156	387184
14 years .....	1088249	556032	532217	782191	399424	382767
<i>15-19 years</i> .....	<b>5458997</b>	<b>2785688</b>	<b>2673309</b>	<b>3950638</b>	<b>2000334</b>	<b>1950304</b>
15 years .....	1078863	553086	525777	784632	401870	382762
16 years .....	1077567	552218	525349	783237	399647	383590
17 years .....	1096580	562012	534568	793318	403979	389339
18 years .....	1106969	563403	543566	800534	403004	397530
19 years .....	1099018	554969	544049	788917	391834	397083
<i>20-24 years</i> .....	<b>6392879</b>	<b>3236975</b>	<b>3155904</b>	<b>4580933</b>	<b>2261205</b>	<b>2319728</b>
20 years .....	1141199	576105	565094	814480	402462	412018
21 years .....	1190367	602613	587754	849340	419608	429732
22 years .....	1275383	645375	630008	909368	447921	461447
23 years .....	1350629	685004	665625	967400	477077	490323
24 years .....	1435301	727878	707423	1040345	514137	526208
<i>25-29 years</i> .....	<b>8201133</b>	<b>4143445</b>	<b>4057688</b>	<b>6100614</b>	<b>3024200</b>	<b>3076414</b>
25 years .....	1576503	797911	778592	1146047	565629	580418
26 years .....	1615661	818131	797530	1192433	590670	601763
27 years .....	1672978	846181	826797	1250741	620735	630006
28 years .....	1669665	844625	825040	1250793	622570	628223
29 years .....	1666326	836597	829729	1260600	624596	636004
<i>30-34 years</i> .....	<b>8600913</b>	<b>4340448</b>	<b>4260465</b>	<b>6627716</b>	<b>3318586</b>	<b>3309130</b>
30 years .....	1821329	920538	900791	1386338	692920	693418
31 years .....	1771447	891974	879473	1362328	680069	682259
32 years .....	1785042	899851	885191	1380123	690967	689156
33 years .....	1652253	834664	817589	1278020	641340	636680
34 years .....	1570842	793421	777421	1220907	613290	607617

**3.4. POPULATION BY SEX, AGE AND RESIDENCE STATUS, 1395 CENSUS (continued)**

Age	Settled in rural areas			Unsettled		
	Both sexes	Male	Female	Both sexes	Male	Female
<i>All ages</i> .....	<b>20730625</b>	<b>10630549</b>	<b>10100076</b>	<b>48798</b>	<b>26479</b>	<b>22319</b>
<i>0-4 year</i> .....	<b>2087510</b>	<b>1078715</b>	<b>1008795</b>	<b>3764</b>	<b>1958</b>	<b>1806</b>
Under 1 year .....	402568	208136	194432	656	337	319
1 year .....	440164	228169	211995	752	364	388
2 years .....	431236	222965	208271	776	422	354
3 years .....	414668	213419	201249	773	419	354
4 years .....	398874	206026	192848	807	416	391
<i>5-9 years</i> .....	<b>1860697</b>	<b>953728</b>	<b>906969</b>	<b>3992</b>	<b>2070</b>	<b>1922</b>
5 years .....	388427	199331	189096	845	418	427
6 years .....	377998	193610	184388	793	413	380
7 years .....	372533	191008	181525	803	429	374
8 years .....	364393	186679	177714	750	382	368
9 years .....	357346	183100	174246	801	428	373
<i>10-14 years</i> .....	<b>1628142</b>	<b>834135</b>	<b>794007</b>	<b>3999</b>	<b>2102</b>	<b>1897</b>
10 years .....	359218	184210	175008	930	482	448
11 years .....	334298	170882	163416	840	443	397
12 years .....	318363	163583	154780	775	423	352
13 years .....	310918	159220	151698	741	386	355
14 years .....	305345	156240	149105	713	368	345
<i>15-19 years</i> .....	<b>1504220</b>	<b>783059</b>	<b>721161</b>	<b>4139</b>	<b>2295</b>	<b>1844</b>
15 years .....	293462	150806	142656	769	410	359
16 years .....	293565	152163	141402	765	408	357
17 years .....	302424	157565	144859	838	468	370
18 years .....	305539	159857	145682	896	542	354
19 years .....	309230	162668	146562	871	467	404
<i>20-24 years</i> .....	<b>1806985</b>	<b>972820</b>	<b>834165</b>	<b>4961</b>	<b>2950</b>	<b>2011</b>
20 years .....	325614	173052	152562	1105	591	514
21 years .....	340097	182475	157622	930	530	400
22 years .....	365058	196862	168196	957	592	365
23 years .....	382234	207299	174935	995	628	367
24 years .....	393982	213132	180850	974	609	365
<i>25-29 years</i> .....	<b>2095858</b>	<b>1116578</b>	<b>979280</b>	<b>4661</b>	<b>2667</b>	<b>1994</b>
25 years .....	429301	231615	197686	1155	667	488
26 years .....	422316	226917	195399	912	544	368
27 years .....	421300	224917	196383	937	529	408
28 years .....	418030	221580	196450	842	475	367
29 years .....	404911	211549	193362	815	452	363
<i>30-34 years</i> .....	<b>1969394</b>	<b>1019824</b>	<b>949570</b>	<b>3803</b>	<b>2038</b>	<b>1765</b>
30 years .....	434025	227064	206961	966	554	412
31 years .....	408380	211514	196866	739	391	348
32 years .....	404156	208486	195670	763	398	365
33 years .....	373555	192987	180568	678	337	341
34 years .....	349278	179773	169505	657	358	299



**3.4. POPULATION BY SEX, AGE AND RESIDENCE STATUS, 1395 CENSUS (continued)**

Age	Total			Settled in urban areas		
	Both sexes	Male	Female	Both sexes	Male	Female
<b>35-39 years</b> .....	<b>7037598</b>	<b>3572403</b>	<b>3465195</b>	<b>5392271</b>	<b>2728335</b>	<b>2663936</b>
35 years .....	1622891	825710	797181	1254664	634833	619831
36 years .....	1489176	756320	732856	1148278	580650	567628
37 years .....	1396916	708878	688038	1065697	539441	526256
38 years .....	1306295	661683	644612	993218	502584	490634
39 years .....	1222320	619812	602508	930414	470827	459587
<b>40-44 years</b> .....	<b>5518307</b>	<b>2813890</b>	<b>2704417</b>	<b>4187886</b>	<b>2136346</b>	<b>2051540</b>
40 years .....	1218109	620011	598098	925196	470943	454253
41 years .....	1132758	577198	555560	858399	437084	421315
42 years .....	1090431	555369	535062	825770	421301	404469
43 years .....	1064746	543879	520867	808917	413457	395460
44 years .....	1012263	517433	494830	769604	393561	376043
<b>45-49 years</b> .....	<b>4833123</b>	<b>2454427</b>	<b>2378696</b>	<b>3730399</b>	<b>1902097</b>	<b>1828302</b>
45 years .....	1097851	563206	534645	836645	429816	406829
46 years .....	994578	507475	487103	764930	390885	374045
47 years .....	972960	495260	477700	750659	383513	367146
48 years .....	932132	469571	462561	725519	367991	357528
49 years .....	835602	418915	416687	652646	329892	322754
<b>50-54 years</b> .....	<b>3925971</b>	<b>1975574</b>	<b>1950397</b>	<b>3051306</b>	<b>1546535</b>	<b>1504771</b>
50 years .....	875688	437755	437933	681954	343277	338677
51 years .....	773360	387499	385861	603651	305152	298499
52 years .....	775853	391964	383889	601170	306025	295145
53 years .....	765546	386841	378705	595342	302691	292651
54 years .....	735524	371515	364009	569189	289390	279799
<b>55-59 years</b> .....	<b>3350593</b>	<b>1669934</b>	<b>1680659</b>	<b>2554812</b>	<b>1285931</b>	<b>1268881</b>
55 years .....	754928	377833	377095	578301	291769	286532
56 years .....	687930	343303	344627	527743	265572	262171
57 years .....	670304	333680	336624	510370	256417	253953
58 years .....	649790	323857	325933	493092	248439	244653
59 years .....	587641	291261	296380	445306	223734	221572
<b>60-64 years</b> .....	<b>2542573</b>	<b>1252663</b>	<b>1289910</b>	<b>1910548</b>	<b>960430</b>	<b>950118</b>
60 years .....	587047	291146	295901	445848	224482	221366
61 years .....	543223	272197	271026	407261	207890	199371
62 years .....	494480	243533	250947	369447	185658	183789
63 years .....	475055	231226	243829	355327	176931	178396
64 years .....	442768	214561	228207	332665	165469	167196

**3.4. POPULATION BY SEX, AGE AND RESIDENCE STATUS, 1395 CENSUS (continued)**

Age	Settled in rural areas			Unsettled		
	Both sexes	Male	Female	Both sexes	Male	Female
<b>35-39 years</b> .....	<b>1641427</b>	<b>842065</b>	<b>799362</b>	<b>3900</b>	<b>2003</b>	<b>1897</b>
35 years .....	367326	190407	176919	901	470	431
36 years .....	340111	175265	164846	787	405	382
37 years .....	330487	169059	161428	732	378	354
38 years .....	312290	158705	153585	787	394	393
39 years .....	291213	148629	142584	693	356	337
<b>40-44 years</b> .....	<b>1327226</b>	<b>675917</b>	<b>651309</b>	<b>3195</b>	<b>1627</b>	<b>1568</b>
40 years .....	292106	148665	143441	807	403	404
41 years .....	273737	139802	133935	622	312	310
42 years .....	264040	133741	130299	621	327	294
43 years .....	255265	130160	125105	564	262	302
44 years .....	242078	123549	118529	581	323	258
<b>45-49 years</b> .....	<b>1099688</b>	<b>550723</b>	<b>548965</b>	<b>3036</b>	<b>1607</b>	<b>1429</b>
45 years .....	260448	132996	127452	758	394	364
46 years .....	229001	116233	112768	647	357	290
47 years .....	221714	111416	110298	587	331	256
48 years .....	206050	101293	104757	563	287	276
49 years .....	182475	88785	93690	481	238	243
<b>50-54 years</b> .....	<b>872227</b>	<b>427830</b>	<b>444397</b>	<b>2438</b>	<b>1209</b>	<b>1229</b>
50 years .....	193091	94179	98912	643	299	344
51 years .....	169259	82130	87129	450	217	233
52 years .....	174231	85686	88545	452	253	199
53 years .....	169730	83911	85819	474	239	235
54 years .....	165916	81924	83992	419	201	218
<b>55-59 years</b> .....	<b>793572</b>	<b>382844</b>	<b>410728</b>	<b>2209</b>	<b>1159</b>	<b>1050</b>
55 years .....	176111	85805	90306	516	259	257
56 years .....	159742	77505	82237	445	226	219
57 years .....	159513	77031	82482	421	232	189
58 years .....	156248	75180	81068	450	238	212
59 years .....	141958	67323	74635	377	204	173
<b>60-64 years</b> .....	<b>630239</b>	<b>291265</b>	<b>338974</b>	<b>1786</b>	<b>968</b>	<b>818</b>
60 years .....	140612	66343	74269	587	321	266
61 years .....	135646	64143	71503	316	164	152
62 years .....	124697	57689	67008	336	186	150
63 years .....	119418	54123	65295	310	172	138
64 years .....	109866	48967	60899	237	125	112

**3.4. POPULATION BY SEX, AGE AND RESIDENCE STATUS, 1395 CENSUS (continued)**

Age	Total			Settled in urban areas		
	Both sexes	Male	Female	Both sexes	Male	Female
<b>65-69 years</b> .....	<b>1711464</b>	<b>808910</b>	<b>902554</b>	<b>1253028</b>	<b>605078</b>	<b>647950</b>
65 years .....	435306	205396	229910	321587	155384	166203
66 years .....	345796	163390	182406	253879	122879	131000
67 years .....	343447	163476	179971	251403	122604	128799
68 years .....	301588	141832	159756	218049	104475	113574
69 years .....	285327	134816	150511	208110	99736	108374
<b>70-74 years</b> .....	<b>1177625</b>	<b>571112</b>	<b>606513</b>	<b>849505</b>	<b>415283</b>	<b>434222</b>
70 years .....	286838	133519	153319	208380	97940	110440
71 years .....	250301	120698	129603	182087	88812	93275
72 years .....	243913	120537	123376	174773	87052	87721
73 years .....	206925	102337	104588	148136	73769	74367
74 years .....	189648	94021	95627	136129	67710	68419
<b>75-79 years</b> .....	<b>886392</b>	<b>451419</b>	<b>434973</b>	<b>616924</b>	<b>311085</b>	<b>305839</b>
75 years.....	203391	98885	104506	144130	70124	74006
76 years .....	180318	91469	88849	127293	64172	63121
77 years .....	169876	86959	82917	117758	59659	58099
78 years .....	168306	86741	81565	116370	59041	57329
79 years .....	164501	87365	77136	111373	58089	53284
<b>80-84 years</b> .....	<b>646733</b>	<b>343231</b>	<b>303502</b>	<b>434436</b>	<b>223985</b>	<b>210451</b>
80 years .....	175479	93575	81904	118621	61766	56855
81 years .....	132589	70575	62014	88477	46087	42390
82 years .....	124366	65309	59057	83763	42727	41036
83 years .....	114667	60519	54148	77021	39319	37702
84 years .....	99632	53253	46379	66554	34086	32468
<b>85-89 years</b> .....	<b>312484</b>	<b>161448</b>	<b>151036</b>	<b>208986</b>	<b>102735</b>	<b>106251</b>
85 years .....	98385	51002	47383	65895	32665	33230
86 years .....	67087	34604	32483	44790	22017	22773
87 years .....	55737	28563	27174	37158	18039	19119
88 years .....	49818	25455	24363	33501	16209	17292
89 years .....	41457	21824	19633	27642	13805	13837
<b>90-94 years</b> .....	<b>111575</b>	<b>57716</b>	<b>53859</b>	<b>76179</b>	<b>37563</b>	<b>38616</b>
90 years .....	39492	20406	19086	26806	13167	13639
91 years .....	28634	15200	13434	19541	9863	9678
92 years .....	19496	10096	9400	13543	6638	6905
93 years .....	14398	7271	7127	9830	4797	5033
94 years.....	9555	4743	4812	6459	3098	3361
<b>95-99 years</b> .....	<b>18677</b>	<b>8730</b>	<b>9947</b>	<b>12408</b>	<b>5461</b>	<b>6947</b>
95 years.....	9408	4518	4890	6206	2843	3363
96 years.....	3941	1835	2106	2717	1192	1525
97 years.....	2507	1128	1379	1678	690	988
98 years.....	1662	771	891	1091	477	614
99 years.....	1159	478	681	716	259	457
<b>100 years and over</b> .....	<b>6568</b>	<b>3176</b>	<b>3392</b>	<b>3697</b>	<b>1680</b>	<b>2017</b>

**3.4. POPULATION BY SEX, AGE AND RESIDENCE STATUS, 1395 CENSUS (continued)**

Age	Settled in rural areas			Unsettled		
	Both Sexes	Male	Female	Both sexes	Male	Female
<b>65-69 years</b> .....	<b>457349</b>	<b>203204</b>	<b>254145</b>	<b>1087</b>	<b>628</b>	<b>459</b>
65 years .....	113398	49821	63577	321	191	130
66 years .....	91724	40395	51329	193	116	77
67 years .....	91859	40769	51090	185	103	82
68 years .....	83338	37249	46089	201	108	93
69 years .....	77030	34970	42060	187	110	77
<b>70-74 years</b> .....	<b>327401</b>	<b>155396</b>	<b>172005</b>	<b>719</b>	<b>433</b>	<b>286</b>
70 years .....	78209	35420	42789	249	159	90
71 years .....	68082	31810	36272	132	76	56
72 years .....	69017	33415	35602	123	70	53
73 years .....	58671	28498	30173	118	70	48
74 years .....	53422	26253	27169	97	58	39
<b>75-79 years</b> .....	<b>269019</b>	<b>140041</b>	<b>128978</b>	<b>449</b>	<b>293</b>	<b>156</b>
75 years .....	59138	28685	30453	123	76	47
76 years .....	52942	27238	25704	83	59	24
77 years .....	52043	27247	24796	75	53	22
78 years .....	51851	27642	24209	85	58	27
79 years .....	53045	29229	23816	83	47	36
<b>80-84 years</b> .....	<b>211906</b>	<b>118969</b>	<b>92937</b>	<b>391</b>	<b>277</b>	<b>114</b>
80 years .....	56726	31712	25014	132	97	35
81 years .....	44037	24436	19601	75	52	23
82 years .....	40540	22534	18006	63	48	15
83 years .....	37584	21158	16426	62	42	20
84 years .....	33019	19129	13890	59	38	21
<b>85-89 years</b> .....	<b>103305</b>	<b>58569</b>	<b>44736</b>	<b>193</b>	<b>144</b>	<b>49</b>
85 years .....	32434	18299	14135	56	38	18
86 years .....	22241	12540	9701	56	47	9
87 years .....	18539	10498	8041	40	26	14
88 years .....	16290	9222	7068	27	24	3
89 years .....	13801	8010	5791	14	9	5
<b>90-94 years</b> .....	<b>35336</b>	<b>20109</b>	<b>15227</b>	<b>60</b>	<b>44</b>	<b>16</b>
90 years .....	12667	7223	5444	19	16	3
91 years .....	9079	5327	3752	14	10	4
92 years .....	5941	3449	2492	12	9	3
93 years .....	4557	2468	2089	11	6	5
94 years .....	3092	1642	1450	4	3	1
<b>95-99 years</b> .....	<b>6256</b>	<b>3264</b>	<b>2992</b>	<b>13</b>	<b>5</b>	<b>8</b>
95 years .....	3195	1673	1522	7	2	5
96 years .....	1222	642	580	2	1	1
97 years .....	827	437	390	2	1	1
98 years .....	569	293	276	2	1	1
99 years .....	443	219	224	0	0	0
<b>100 years and over</b> .....	<b>2868</b>	<b>1494</b>	<b>1374</b>	<b>3</b>	<b>2</b>	<b>1</b>

Source: Statistical Centre of Iran.

**3.5. POPULATION BY SEX AND MAJOR AGE GROUPS, 1395 CENSUS**

Major age groups	Both sexes	Male	Female
<b>Total</b> .....	<b>79926270</b>	<b>40498442</b>	<b>39427828</b>
Infants (under one year) .....	1387531	713614	673917
Children (1-5 years).....	7032347	3617002	3415345
School-age children (6-10 years).....	6301293	3229272	3072021
Young adults (11-14 years) .....	4471494	2287365	2184129
Adults (15-24 years) .....	11851876	6022663	5829213
Middle-aged (25-64 years) .....	44010211	22222784	21787427
Aged (65 years and over) .....	4871518	2405742	2465776

Source: Statistical Centre of Iran.

**3.6. HOUSEHOLDS AND POPULATION BY SEX IN URBAN AND RURAL AREAS**

Description	Households	Population		
		Both sexes	Male	Female
<b>Total country</b>				
1335 Census .....	3985680	18954704	9644944	9309760
1345 Census .....	5167192	25788722	13355801	12432921
1355 Census .....	6711628	33708744	17356347	16352397
1365 Census <sup>(1)</sup> .....	9673931	49445010	25280961	24164049
1370 Multi-Round Census <sup>(1)</sup> .....	10787227	55837163	28768450	27068713
1375 Census <sup>(1)</sup> .....	12398235	60055488	30515159	29540329
1385 Census <sup>(1)</sup> .....	17501771	70495782	35866362	34629420
1390 Census <sup>(1)</sup> .....	21185647	75149669	37905669	37244000
<b>1395 Census<sup>(1)</sup></b> .....	<b>24196035</b>	<b>79926270</b>	<b>40498442</b>	<b>39427828</b>
<b>Urban areas</b>				
1335 Census .....	1261372	5953563	3070149	2883414
1345 Census .....	1962023	9794246	5096654	4697592
1355 Census .....	3265524	15854680	8291451	7563229
1365 Census .....	5528542	26844561	13769617	13074944
1370 Multi-Round Census .....	6523824	31836598	16435244	15401354
1375 Census .....	7948925	36817789	18805023	18012766
1385 Census .....	12405584	48259964	24576442	23683522
1390 Census .....	15427848	53646661	27023638	26623023
<b>1395 Census</b> .....	<b>18125488</b>	<b>59146847</b>	<b>29841414</b>	<b>29305433</b>
<b>Rural areas</b>				
1335 Census <sup>(2)</sup> .....	2724308	13001141	6574795	6426346
1345 Census <sup>(2)</sup> .....	3205169	15994476	8259147	7735329
1355 Census <sup>(2)</sup> .....	3446104	17854064	9064896	8789168
1365 Census .....	4099857	22349351	11384483	10964868
1370 Multi Round Census.....	4203722	23636591	12144898	11491693
1375 Census .....	4410370	23026293	11604972	11421321
1385 Census .....	5074866	22131101	11236855	10894246
1390 Census .....	5744614	21446783	10853217	10593566
<b>1395 Census</b> .....	<b>6054939</b>	<b>20730625</b>	<b>10630549</b>	<b>10100076</b>

1. Statistics on unsettled population and household are included in the statistics of the total country.

2. Statistics on unsettled population and household are included in the statistics of rural areas.

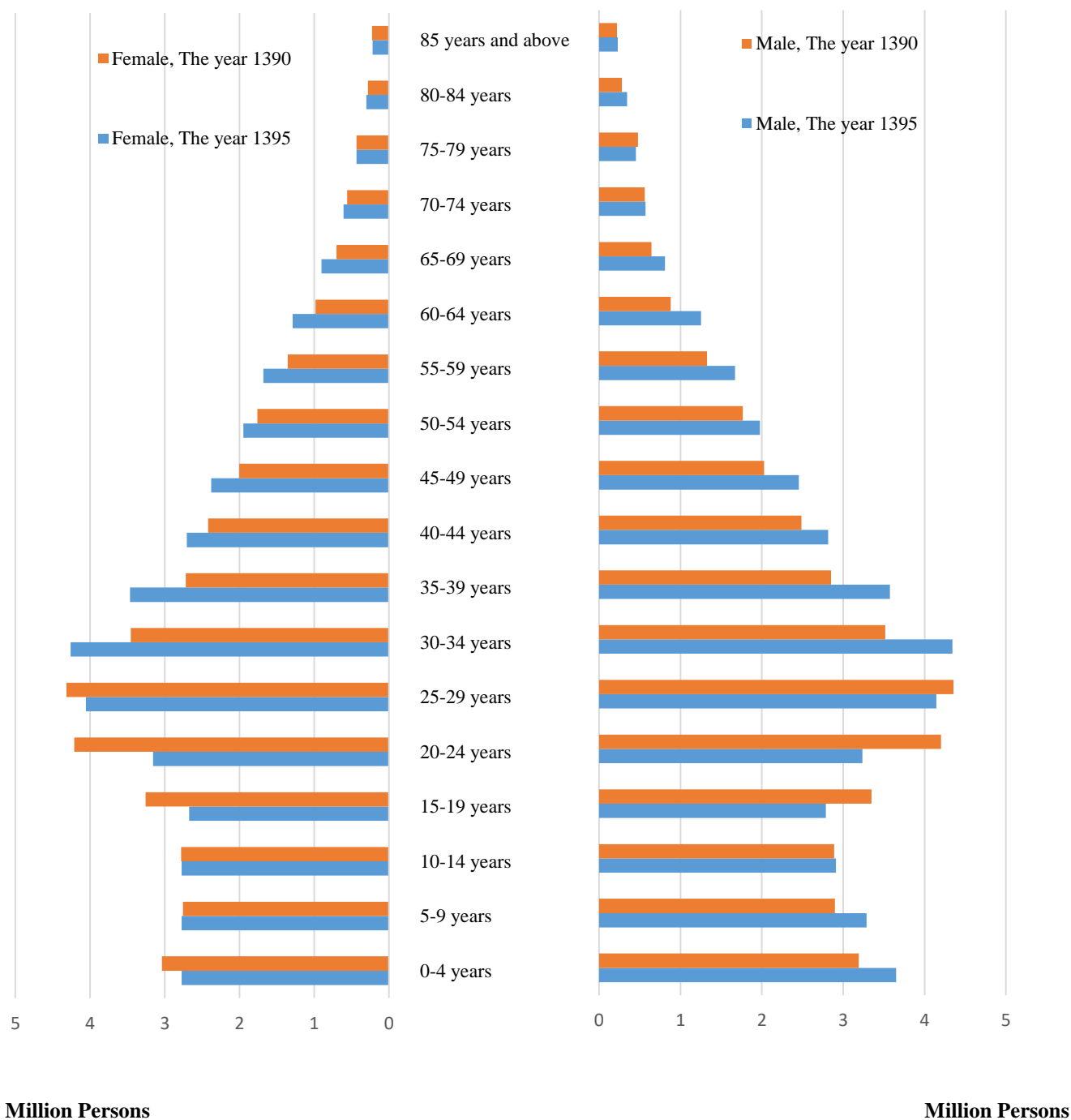
Sources: Ministry of the Interior;  
- Statistical Centre of Iran.

**3.7. SETTLED AND UNSETTLED POPULATION AND HOUSEHOLDS OF OSTANS, 1395 CENSUS**

Ostan	Total		Settled in urban areas		Settled in rural areas		Unsettled	
	Household	Population	Household	Population	Household	Population	Household	Population
<b>Total country</b>	<b>24196035</b>	<b>79926270</b>	<b>18125488</b>	<b>59146847</b>	<b>6054939</b>	<b>20730625</b>	<b>15608</b>	<b>48798</b>
East Azarbayejan .....	1223028	3909652	887143	2809424	335878	1100220	7	8
West zarbajejan.....	935956	3265219	631103	2136203	304837	1129000	16	16
Ardebil.....	377423	1270420	256895	866034	120481	404236	47	150
Esfahan .....	1607482	5120850	1411624	4507309	195701	613073	157	468
Alborz.....	856116	2712400	793024	2512737	62995	199559	97	104
Ilam .....	159310	580158	109648	395263	49542	184444	120	451
Bushehr .....	321826	1163400	237025	835955	84265	325495	536	1950
Tehran .....	4288563	13267637	4052507	12452230	235397	814698	659	709
Chaharmahal & Bakhtiyari	270434	947763	175842	607444	94427	339667	165	652
South Khorasan .....	223984	768898	129036	453827	94947	315070	1	1
Khorasan-e-azavi.....	1938703	6434501	1422109	4700924	516419	1733121	175	456
North Khorasan .....	254747	863092	143219	484346	111191	377533	337	1213
Khuzestan .....	1280645	4710509	985361	3554205	294177	1151596	1107	4708
Zanjan .....	321983	1057461	217713	711177	104269	346283	1	1
Semnan .....	215571	702360	169755	560502	45816	141858	0	0
Sistan & Baluchestan .....	704888	2775014	334808	1345642	369226	1427332	854	2040
Fars .....	1443027	4851274	1022402	3401675	415085	1432355	5540	17244
Qazvin.....	397165	1273761	295019	952149	102144	321610	2	2
Qom .....	383532	1292283	365334	1229964	18196	62317	2	2
Kordestan .....	471310	1603011	337240	1134229	134066	468778	4	4
Kerman .....	932721	3164718	551141	1858587	380287	1302557	1293	3574
Kermanshah .....	576861	1952434	440604	1468615	134915	478444	1342	5375
Kohgiluyeh & Boyerahmad .....	186320	713052	103270	397461	82558	314009	492	1582
Golestan.....	550249	1868819	301273	995615	248422	871546	554	1658
Gilan .....	851382	2530696	537417	1603026	313957	927660	8	10
Lorestan .....	509025	1760649	333954	1134908	174525	623896	546	1845
Mazandaran .....	1084798	3283582	624661	1897238	460131	1386337	6	7
Markazi .....	455866	1429475	346468	1099764	109378	329690	20	21
Hormozgan .....	493660	1776415	275619	971822	217321	802512	720	2081
Hamedan .....	538803	1738234	343606	1097217	194698	639005	499	2012
Yazd .....	340657	1138533	290668	971355	49688	166724	301	454

Source: Statistical Centre of Iran.

### 3.2. COMPARISON OF IRAN'S POPULATION AGE PYRAMIDS, THE YEARS 1390<sup>(1)</sup> AND 1395



For data see Table 3.4

1. Information for the year 1390 is related to the 1394 Statistical Yearbook.

**3.8. POPULATION BY SEX IN URBAN AND RURAL AREAS, 1395 CENSUS**

Ostan	Total			Settled in urban areas		
	Both sexes	Male	Female	Both sexes	Male	Female
<b>Total country .....</b>	<b>79926270</b>	<b>40498442</b>	<b>39427828</b>	<b>59146847</b>	<b>29841414</b>	<b>29305433</b>
East Azarbayejan.....	3909652	1989400	1920252	2809424	1420520	1388904
West Azarbayejan .....	3265219	1658319	1606900	2136203	1076565	1059638
Ardebil .....	1270420	650255	620165	866034	441024	425010
Esfahan .....	5120850	2599477	2521373	4507309	2282289	2225020
Alborz .....	2712400	1376335	1336065	2512737	1271099	1241638
Ilam .....	580158	295199	284959	395263	200419	194844
Bushehr .....	1163400	620722	542678	835955	437516	398439
Tehran .....	13267637	6673672	6593965	12452230	6242180	6210050
Chaharmahal & Bakhtiari .....	947763	482356	465407	607444	307798	299646
South Khorasan .....	768898	389917	378981	453827	230473	223354
Khorasan-e-Razavi .....	6434501	3245185	3189316	4700924	2362097	2338827
North Khorasan .....	863092	433633	429459	484346	243442	240904
Khuzestan .....	4710509	2388674	2321835	3554205	1795196	1759009
Zanjan .....	1057461	534849	522612	711177	359309	351868
Semnan .....	702360	356656	345704	560502	282504	277998
Sistan & Baluchestan .....	2775014	1401931	1373083	1345642	685163	660479
Fars .....	4851274	2461251	2390023	3401675	1717520	1684155
Qazvin .....	1273761	650499	623262	952149	484027	468122
Qom .....	1292283	658540	633743	1229964	624509	605455
Kordestan .....	1603011	812776	790235	1134229	573147	561082
Kerman .....	3164718	1617688	1547030	1858587	948571	910016
Kermanshah .....	1952434	988015	964419	1468615	737322	731293
Kohgiluyeh & Boyerahmad .....	713052	361386	351666	397461	201681	195780
Golestan .....	1868819	938327	930492	995615	498014	497601
Gilan .....	2530696	1267597	1263099	1603026	797470	805556
Lorestan .....	1760649	892889	867760	1134908	570113	564795
Mazandaran .....	3283582	1653998	1629584	1897238	949576	947662
Markazi .....	1429475	725751	703724	1099764	557130	542634
Hormozgan .....	1776415	906814	869601	971822	497899	473923
Hamedan .....	1738234	880318	857916	1097217	550587	546630
Yazd .....	1138533	586013	552520	971355	496254	475101



**3.8. POPULATION BY SEX IN URBAN AND RURAL AREAS, 1395 CENSUS (continued)**

Ostan	Settled in rural areas			Unsettled		
	Both sexes	Male	Female	Both sexes	Male	Female
<b>Total country.....</b>	<b>20730625</b>	<b>10630549</b>	<b>10100076</b>	<b>48798</b>	<b>26479</b>	<b>22319</b>
East Azarbayejan .....	1100220	568875	531345	8	5	3
West Azarbayejan .....	1129000	581738	547262	16	16	0
Ardebil .....	404236	209151	195085	150	80	70
Esfahan .....	613073	316951	296122	468	237	231
Alborz .....	199559	105181	94378	104	55	49
Ilam .....	184444	94549	89895	451	231	220
Bushehr .....	325495	182221	143274	1950	985	965
Tehran .....	814698	430911	383787	709	581	128
Chaharmahal & Bakhtiari .....	339667	174216	165451	652	342	310
South Khorasan .....	315070	159443	155627	1	1	0
Khorasan-e-Razavi .....	1733121	882815	850306	456	273	183
North Khorasan .....	377533	189581	187952	1213	610	603
Khuzestan .....	1151596	590963	560633	4708	2515	2193
Zanjan .....	346283	175539	170744	1	1	0
Semnan .....	141858	74152	67706	0	0	0
Sistan & Baluchestan .....	1427332	715618	711714	2040	1150	890
Fars .....	1432355	734464	697891	17244	9267	7977
Qazvin .....	321610	166470	155140	2	2	0
Qom .....	62317	34029	28288	2	2	0
Kordestan .....	468778	239625	229153	4	4	0
Kerman .....	1302557	667240	635317	3574	1877	1697
Kermanshah .....	478444	247804	230640	5375	2889	2486
Kohgiluyeh & Boyerahmad .....	314009	158861	155148	1582	844	738
Golestan.....	871546	439373	432173	1658	940	718
Gilan .....	927660	470117	457543	10	10	0
Lorestan .....	623896	321786	302110	1845	990	855
Mazandaran .....	1386337	704417	681920	7	5	2
Markazi .....	329690	168601	161089	21	20	1
Hormozgan .....	802512	407739	394773	2081	1176	905
Hamedan .....	639005	328663	310342	2012	1068	944
Yazd .....	166724	89456	77268	454	303	151

Source: Statistical Centre of Iran.

**3.9. POPULATION BY TYPE OF HOUSEHOLD, SEX AND OSTAN, 1395 CENSUS**

Ostan	Total			Settled household			
	Both sexes	Male	Female	Private		Collective	
				Male	Female	Male	Female
<b>Total country.....</b>	<b>79926270</b>	<b>40498442</b>	<b>39427828</b>	<b>39637344</b>	<b>39090261</b>	<b>146538</b>	<b>47750</b>
East Azarbayejan .....	3909652	1989400	1920252	1951589	1903574	3169	2453
West Azarbayejan .....	3265219	1658319	1606900	1628743	1595973	3383	2661
Ardebil.....	1270420	650255	620165	640603	614625	717	455
Esfahan .....	5120850	2599477	2521373	2558906	2505219	4631	1395
Alborz.....	2712400	1376335	1336065	1348656	1331695	3493	1032
Ilam .....	580158	295199	284959	288305	281333	548	355
Bushehr .....	1163400	620722	542678	549884	536893	25785	1186
Tehran .....	13267637	6673672	6593965	6583497	6570513	25096	3920
Chaharmahal & Bakhtiari.....	947763	482356	465407	475720	459844	500	329
South Khorasan .....	768898	389917	378981	369216	370106	593	285
Khorasan-e-Razavi .....	6434501	3245185	3189316	3192360	3162949	5959	3723
North Khorasan .....	863092	433633	429459	423255	421945	885	578
Khuzestan .....	4710509	2388674	2321835	2351213	2304709	5522	3765
Zanjan .....	1057461	534849	522612	523007	515506	837	459
Semnan .....	702360	356656	345704	326975	325627	2029	599
Sistan & Baluchestan .....	2775014	1401931	1373083	1368228	1361275	3863	2571
Fars .....	4851274	2461251	2390023	2393806	2358517	11240	3074
Qazvin.....	1273761	650499	623262	641129	619625	1037	669
Qom .....	1292283	658540	633743	641332	627647	1711	955
Kordestan .....	1603011	812776	790235	795816	783001	2289	1371
Kerman .....	3164718	1617688	1547030	1570337	1527924	14880	4604
Kermanshah .....	1952434	988015	964419	962893	955741	1577	1150
Kohgiluyeh & Boyerahmad.....	713052	361386	351666	353114	346596	1190	607
Golestan.....	1868819	938327	930492	924511	923282	1467	1116
Gilan .....	2530696	1267597	1263099	1253675	1256428	1888	1489
Lorestan .....	1760649	892889	867760	882336	862319	560	344
Mazandaran .....	3283582	1653998	1629584	1635555	1620068	2786	2296
Markazi .....	1429475	725751	703724	709321	696807	3125	1831
Hormozgan .....	1776415	906814	869601	867694	860580	11037	1404
Hamedan .....	1738234	880318	857916	862259	846168	1253	709
Yazd .....	1138533	586013	552520	563409	543772	3488	365

**3.9. POPULATION BY TYPE OF HOUSEHOLD, SEX AND OSTAN, 1395 CENSUS (continued)**

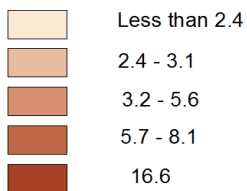
Ostan	Settled household		Private unsettled household	
	Institutional		Male	Female
	Male	Female		
<b>Total country.....</b>	<b>688081</b>	<b>267498</b>	<b>26479</b>	<b>22319</b>
East Azarbayejan .....	34637	14222	5	3
West Azarbayejan .....	26177	8266	16	0
Ardebil.....	8855	5015	80	70
Esfahan .....	35703	14528	237	231
Ilam .....	24131	3289	55	49
Alborz.....	6115	3051	231	220
Bushehr .....	44068	3634	985	965
Tehran .....	64498	19404	581	128
Chaharmahal & Bakhtiyari.....	5794	4924	342	310
South Khorasan .....	20107	8590	1	0
Khorasan-e-Razavi .....	46593	22461	273	183
North Khorasan .....	8883	6333	610	603
Khuzestan .....	29424	11168	2515	2193
Zanjan .....	11004	6647	1	0
Semnan .....	27652	19478	0	0
Sistan & Baluchestan .....	28690	8347	1150	890
Fars .....	46938	20455	9267	7977
Qazvin.....	8331	2968	2	0
Qom .....	15495	5141	2	0
Kordestan .....	14667	5863	4	0
Kerman .....	30594	12805	1877	1697
Kermanshah .....	20656	5042	2889	2486
Kohgiluyeh & Boyerahmad.....	6238	3725	844	738
Golestan.....	11409	5376	940	718
Gilan .....	12024	5182	10	0
Lorestan .....	9003	4242	990	855
Mazandaran .....	15652	7218	5	2
Markazi .....	13285	5085	20	1
Hormozgan .....	26907	6712	1176	905
Hamedan .....	15738	10095	1068	944
Yazd .....	18813	8232	303	151

Source: Statistical Centre of Iran.

### 3.3. RELATIVE DISTRIBUTION OF POPULATION, THE YEAR 1395

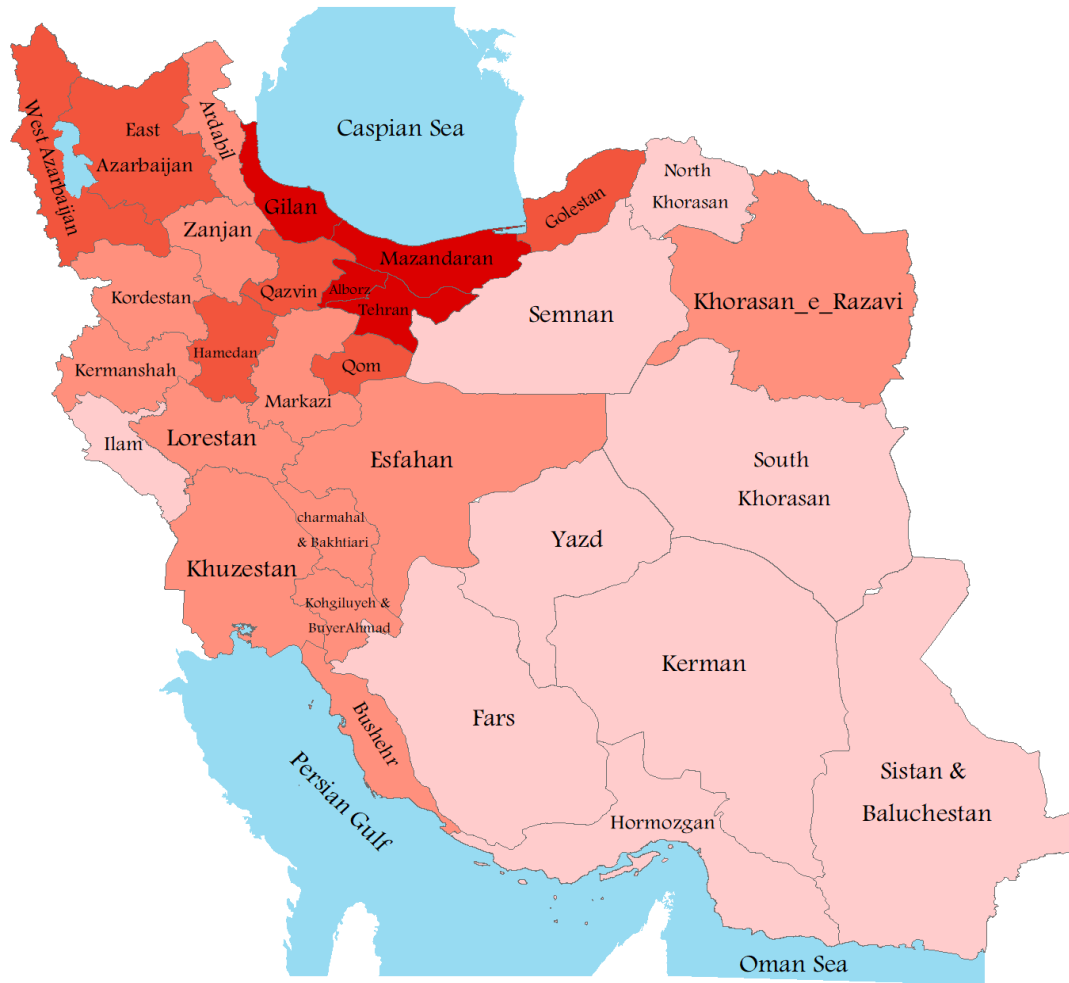


Percent



For data see Table 3.9.

### 3.4. RELATIVE DENSITY OF POPULATION, THE YEAR 1395



For data see Table 1.4 and 3.9

Person/km<sup>2</sup>



**3.10. SHAHRES WITH A POPULATION OF 100,000 AND MORE <sup>(1)</sup>**

Shahr (city)	1335 Census	1345 Census	1355 Census	1365 Census		1370 Multi- Round Census	1375 Census	1385 Census	1390 Census	1395 Census
Abadan .....	226083	272962	294068	0		84774	206073	219772	212744	231476
Amol .....	22251	40076	68963	118242		139923	159092	199698	219915	237528
Arak .....	58998	71925	116832	265349		331354	380755	446760	484212	520944
Ardebil .....	65742	83596	147865	281973		311022	340386	418262	482632	529374
Orumiyeh .....	67605	110749	164419	300746		357399	435200	583255	667499	736224
Eslamshahr .....	481	1006	50292	215129		230183	265450	357389	389102	448129
Esfahan .....	254708	424045	661510	986753		1127030	1266072	1602110	1756126	1961260
Andisheh.....	×	×	×	×		×	×	×	×	116062
Andimeshk .....	7324	16195	32085	56288		73759	106923	120177	126811	135116
Ahar .....	×	×	×	×		×	×	×	×	100641
Ahvaz .....	120098	206375	334399	579826		724653	804980	985614	1112021	1184788
Izeh .....	1983	5115	10257	46042		64072	81288	104364	117093	119399
Iranshahr .....	×	×	×	×		×	×	×	×	113750
Ilam .....	8346	15493	32476	89035		116428	126346	160355	172213	194030
Babol .....	36194	49973	68059	115320		137348	158346	201335	219467	250217
Baneh.....	×	×	×	×		×	×	×	×	110218
Bojnurd .....	19253	31248	47719	93392		112426	134835	176726	199791	228931
Borazjan .....	×	×	×	×		×	×	×	×	110567
Borujerd .....	49186	71486	101345	183879		201016	217804	229541	240654	234997
Bam.....	15737	21761	30793	50709		59007	70079	75215	107131	127396
Bandar Anzali .	3134	41785	55481	87063		94697	98544	110643	116664	118564
Bandar Abbas .	17710	34627	87981	201642		249504	273578	379301	435751	526648
Bandar-e- Mahshahr .....	15694	16594	29940	71808		74248	88394	111448	153778	162797
Bushehr .....	18412	23547	58956	120787		132824	143641	169966	195222	223504
Bukan .....	5307	9357	20579	67938		83401	120020	150703	170600	193501
Behbahan .....	29886	39874	49378	78694		85846	88213	101178	107412	122604
Birjand .....	13934	25845	46943	81798		101177	127608	166138	178020	203636
Pakdasht .....	1704	2668	5459	18308		33273	49220	126937	206490	236319
Tabriz .....	289996	403413	597976	971482		1088985	1191043	1398060	1494998	1558693
Torbat-e-Jam ...	×	×	×	×		×	×	×	×	100449
Torbat-e- Heydariyeh .....	19830	30106	43259	72068		81781	94647	121300	131150	140019
Tehran .....	1512082 <sup>(2)</sup>	2719730 <sup>(2)</sup>	4530223	6042584		6475527	6758845	7088287	8154051	8693706
Jahrom .....	29169	38236	48530	77174		88693	94185	105285	114108	141634
Jiroft.....	2480	6723	20186	35033		40700	59201	97988	111034	130429
Chabahar.....	×	×	×	×		×	×	×	×	106739
Khorramabad ..	38676	59578	104912	208592		249258	272815	333945	348216	373416
Khorramshahr .	43850	88536	140490	0		34750	105636	125859	129418	133097
Khomeinishahr.	33544	46836	65495	104647		118348	165888	223071	244696	247128
Khoy .....	34491	47648	70357	115343		137885	148944	181465	200958	198845
Dezful .....	52121	84499	121251	151420		181309	202639	235819	248380	264709
Doroud.....	×	×	×	×		×	×	×	×	121638
Robotkarim .....	×	×	×	×		×	×	×	×	105393
Rasht .....	109491	143557	188957	290897		340637	417748	557366	639951	679995
Rafsanjan .....	9212	21425	36025	66498		79926	98257	139219	151420	161909
Zabol .....	12221	18806	29404	75105		91041	100887	136956	137722	134950
Zahedan .....	17495	39732	93740	281923		361623	419518	567449	560725	587730
Zanjan .....	47159	58714	100351	215261		254100	286295	349713	386851	430871
Sari .....	26278	44547	70753	141020		167602	195882	261293	296417	309820
Saveh .....	14537	17565	25751	64081		87621	111245	180548	200481	220762
Sabzevar .....	30545	42415	69562	129103		148065	170738	214582	231557	243700

**3.10. SHAHRES WITH A POPULATION OF 100,000 AND MORE <sup>(1)</sup> (continued)**

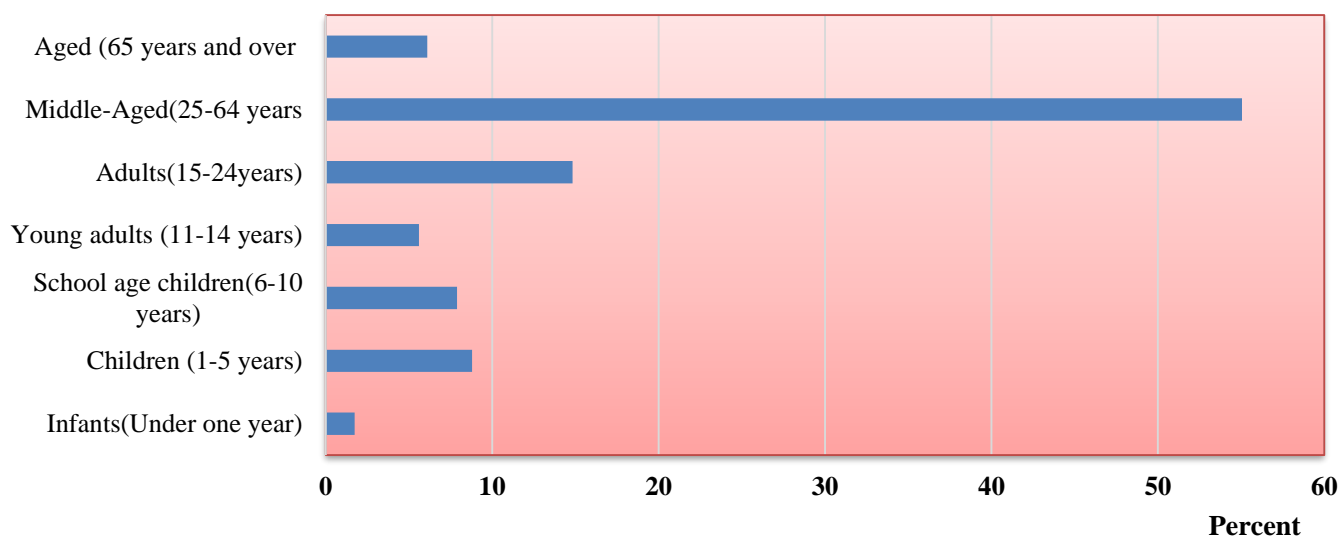
Shahr (city)	1335 Census	1345 Census	1355 Census	1365 Census	1370 Multi- Round Census	1375 Census	1385 Census	1390 Census	1395 Census
Saqez.....	12729	17834	30661	81351	98933	115394	133331	139738	165258
Semnan .....	29036	31058	38786	64891	75131	91045	126780	153680	185129
Sanandaj .....	40641	54578	95872	204537	244039	277808	316862	373987	412767
Sirjan .....	12160	19568	39464	90072	107887	135024	170916	185623	199704
Shahrud .....	17058	30767	49783	78950	92195	104765	132379	140474	150129
Shahinshahr .....	4195	6089	8321	49312	62592	84827	127412	143308	173329
Shooshtar .....	18527	21999	26173	65840	70294	77900	96732	106815	101878
Shahreza .....	29311	34220	46956	73367	84666	89779	109601	123767	134952
Shahr-e-Kord .....	15476	23575	40359	75080	89253	100477	131612	159775	190441
Shahriyar.....	3748	6626	11697	22439	32459	40058	189421	249473	309607
Shiraz .....	170659	269865	425813	848289	965117	1053025	1227331	1460665	1565572
Fardis .....	×	×	×	×	×	×	×	×	181174
Fasa.....	11711	19057	31489	64771	74487	81706	92020	104809	110825
Qaemshahr .....	23055	38898	63377	109288	123684	143286	174768	196050	204953
Qods .....	994	2467	8406	74802	89680	138278	230147	283517	309605
Qarchak .....	167	1176	14925	77957	98202	142690	174006	191588	231075
Qazvin .....	66420	88106	139258	248591	278826	291117	355338	381598	402748
Qom .....	99499	134292	247219	543139	681253	777677	964706	1074036	1201158
Quchan .....	21250	29133	40301	66531	74919	85750	101313	103760	101604
Kashan .....	45955	58468	84863	138599	155188	201372	253509	275325	304487
Karaj .....	14526	44243	137926	611510	806363	940968	1386030	1614626	1615218
Kerman .....	62157	85404	140761	257284	311643	384991	515114	534441	537718
Kermanshah .....	125439	187930	290600	560514	624084	692986	794863	851405	946651
Kamalshahr.....	×	×	×	×	×	×	×	109943	141669
Kashmar .....	×	×	×	×	×	×	×	×	102282
Gorgan .....	25380	51181	88033	139430	162468	188710	274438	329536	350676
Goleshtan.....	669	827	1074	9927	45892	112554	231905	259480	239556
Gonbad-e-Kavus .....	18347	40667	60721	87100	102768	111253	129167	144546	151910
Lahijan.....	×	×	×	×	×	×	×	×	101073
Mohamadshahr .....	×	×	×	×	×	×	83272	100519	119418
Maragheh .....	36551	54106	65172	100679	117388	132318	149929	162275	175255
Marand .....	13822	23818	36108	71394	85253	96396	114841	124323	130825
Marvdasht .....	8987	25498	50446	79132	92013	103579	124350	138649	148858
Marivan.....	1384	4333	13610	5039	45205	60459	92993	110464	136654
Masjed Soleyman .....	44651	64488	77098	104787	107539	116883	108682	103369	100497
Mashhad .....	241989	409616	667770	1463508	1759155	1887405	2427316	2766258	2987323
Malard .....	1369	2596	5970	9160	32364	88118	228713	290817	281027
Malayer .....	21105	28434	47117	103640	130458	144373	156289	159848	170237
Mahabad .....	20332	28610	44067	75238	81987	107799	135780	147268	168393
Miyandoab.....	14796	18767	27739	59551	71273	90141	114153	123081	134425
Najafabad .....	30422	43384	75276	129058	160004	178498	208647	221814	235281
Nasimshahr .....	67	91	202	13750	49945	85124	135846	157474	200393
Nazar-abad.....	799	2881	9889	21660	28600	69342	97722	107806	119512
Neyshabur .....	25820	33482	59562	109258	135681	158847	208860	239185	264375
Varamin .....	5205	11183	25792	58311	77624	107233	208996	218991	225628
Hamedan .....	99909	124167	165785	272499	349653	401281	479640	525794	554406
Yasuj.....	34	931	4524	29991	48957	69133	100544	108505	134532
Yazd.....	63502	93241	135925	230483	275298	326776	432194	486152	529673

1. Shahr (cities) have been selected according to the results of the Population and Housing Census conducted in the year 1395.

2. Excluding Tajrish and Rey areas in Tehran city.

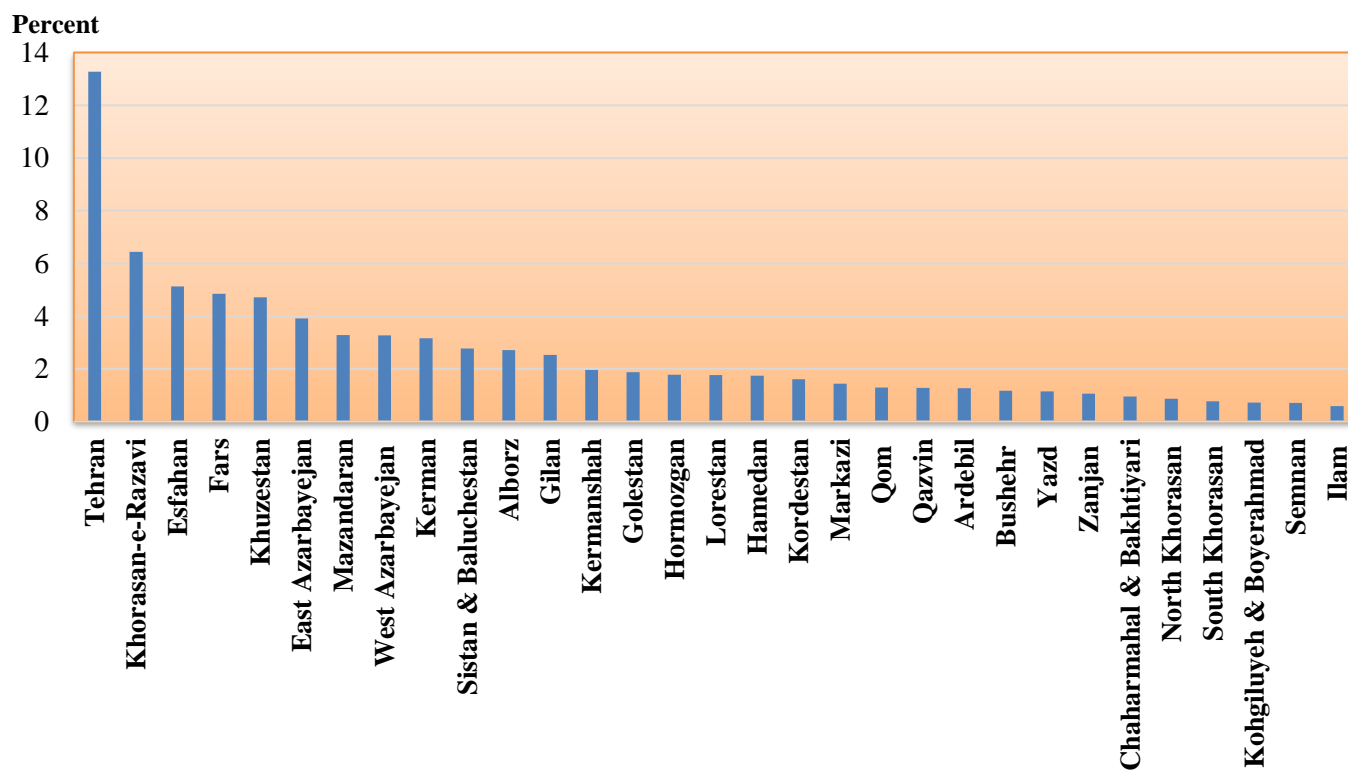
Sources: Ministry of the Interior; - Statistical Centre of Iran.

### 3.5. POPULATION DISTRIBUTION BY MAJOR AGE GROUPS: 1395 CENSUS



For data see Table 3.5

### 3.6. POPULATION DISTRIBUTION BY OSTAN: 1395 CENSUS



For data see Table 3.7



**3.11. NUMBER OF SHAHRS BY POPULATION SIZE GROUP**

Population size group	1385 Census		1390 Census		1395 Census	
	Number of Shahrs <sup>(1)</sup>	Total population (1000 persons)	Number of Shahrs <sup>(1)</sup>	Total population (1000 persons)	Number of Shahrs <sup>(1)</sup>	Total population (1000 persons)
<b>Total</b> .....	<b>1012</b>	<b>48260</b>	<b>1139</b>	<b>53646</b>	<b>1242</b>	<b>59147</b>
250000 and more persons ....	26	25472	29	28716	32	31621
100000-249999 persons .....	54	8373	57	9122	66	10575
50000-99999 persons .....	70	4840	81	5657	87	6038
25000-49999 persons .....	100	3650	103	3665	113	4044
10000-24999 persons .....	210	3323	221	3455	227	3528
5000-9999 persons .....	240	1714	277	1975	310	2190
Less than 5000 persons .....	312	888	371	1056	407	1152

1. *Tajrish and Rey's population is included with Tehran and population for Moghavemat is included with Khoramshahr.*  
Source: Statistical Centre of Iran.

**3.12. INHABITED VILLAGES BY POPULATION SIZE GROUPS**

Population size group	1385 <sup>(1)</sup> Census		1390 Census		1395 Census	
	Number of villages	Total population (1000 persons)	Number of villages	Total population (1000 persons)	Number of villages	Total population (1000 persons)
<b>Total</b> .....	<b>63125</b>	<b>21776</b>	<b>61748</b>	<b>21150</b>	<b>62284</b>	<b>20731</b>
5000 and more persons .	207	1794	209	1590	188	1437
2500-4999 persons .....	792	2645	916	2941	857	2872
1000-2499 persons .....	3897	5903	3907	5798	3757	5695
500-999 persons .....	6731	4710	6222	4397	6099	4264
100-499 persons .....	23782	5729	22629	5436	22956	5492
50-99 persons .....	8589	629	8761	636	8463	620
25-49 persons .....	6449	234	6216	223	5937	215
1-24 persons .....	12678	132	12888	129	14027	135

1. *Excluding institutional households.*  
Source: Statistical Centre of Iran.

**3.13. PRIVATE HOUSEHOLDS BY SIZE**

Year	Total	1 person	2 persons	3 persons	4 persons	5 persons	6 persons	7 and more persons
1345 Census.....	5165577	276936	596671	701440	786479	796972	717118	1289961
1355 Census.....	6709068	376122	766696	887520	1017251	1020694	929746	1711039
1365 Census .....	9672477	436981	1019058	1239177	1550973	1509989	1305367	2610932
1370 Multi-Round Census	10785321	450996	1117299	1386510	1727130	1676609	1528610	2898167
1375 Census .....	12387943	547420	1402948	1976864	2278978	1974822	1571392	2635519
1385 Census .....	17352686	903139	2649919	3973982	4237406	2647280	1449164	1491796
1390 Census.....	21110481	1511911	3877727	5724891	5567191	2638888	1127167	662706
<b>1395 Census</b> .....	<b>24129490</b>	<b>2046317</b>	<b>4987977</b>	<b>6866620</b>	<b>6673118</b>	<b>2463012</b>	<b>723814</b>	<b>368632</b>

Source: Statistical Centre of Iran.

**3.14. PRIVATE HOUSEHOLDS BY SEX AND AGE OF THE HEAD OF HOUSEHOLD AND SIZE, 1395 CENSUS**

The age group of the household head	Total	1 person	2 persons	3 persons	4 persons	5 persons	6 persons	7 and more persons
<b>Total .....</b>	<b>24129490</b>	<b>2046317</b>	<b>4987977</b>	<b>6866620</b>	<b>6673118</b>	<b>2463012</b>	<b>723814</b>	<b>368632</b>
<b>Male .....</b>	<b>21067737</b>	<b>686764</b>	<b>4154085</b>	<b>6346293</b>	<b>6452935</b>	<b>2380953</b>	<b>694654</b>	<b>352053</b>
Under 20 years .....	41462	15159	17169	6558	1760	503	185	128
20-29 years .....	2472345	142247	1000511	961833	302453	50023	10814	4464
30-39 years .....	6437845	156341	928921	2352996	2233181	580294	130685	55427
40-49 years .....	4986975	95180	274915	1062334	2205238	960030	265045	124233
50-59 years .....	3557540	77135	549535	1018230	1124925	516513	174990	96212
60-69 years .....	2029838	61195	634722	601307	410744	193954	78501	49415
70 years and over.....	1541732	139507	748312	343035	174634	79636	34434	22174
Not specified.....	0	0	0	0	0	0	0	0
<b>Female .....</b>	<b>3061753</b>	<b>1359553</b>	<b>833892</b>	<b>520327</b>	<b>220183</b>	<b>82059</b>	<b>29160</b>	<b>16579</b>
Under 20 years .....	14189	9074	3629	1038	287	104	35	22
20-29 years .....	128268	56555	44057	19196	5878	1735	575	272
30-39 years .....	349998	96790	119965	84499	31350	10750	3968	2676
40-49 years .....	469732	104223	142930	132611	58241	20339	7144	4244
50-59 years .....	608147	191372	186400	131716	61426	24010	8464	4759
60-69 years .....	670659	310596	186250	100249	44829	18482	6718	3535
70 years and over.....	820760	590943	150661	51018	18172	6639	2256	1071
Not specified.....	0	0	0	0	0	0	0	0

Source: Statistical Centre of Iran.

**3.15. HOUSEHOLDS BY TYPE AND OSTAN, 1395 CENSUS**

Ostan	Total	Private settled	Private unsettled	Collective	Institutional
<b>Total country .....</b>	<b>24196035</b>	<b>24113882</b>	<b>15608</b>	<b>55643</b>	<b>10902</b>
East Azarbayejan .....	1223028	1220964	7	1728	329
West Azarbayejan .....	935956	933667	16	1771	502
Ardebil.....	377423	376820	47	372	184
Esfahan .....	1607482	1605148	157	1701	476
Alborz.....	856116	854500	97	1388	131
Ilam .....	159310	158728	120	257	205
Bushehr .....	321826	314512	536	6335	443
Tehran .....	4288563	4277948	659	9126	830
Chaharmahal & Bakhtiari ....	270434	269884	165	248	137
South Khorasan .....	223984	223338	1	239	406
Khorasan-e-Razavi .....	1938703	1934649	175	2987	892
North Khorasan .....	254747	253708	337	437	265
Khuzestan .....	1280645	1276358	1107	2619	561
Zanjan .....	321983	321447	1	352	183
Semnan .....	215571	214224	0	1093	254
Sistan & Baluchestan .....	704888	702028	854	1610	396
Fars .....	1443027	1432711	5540	4027	749
Qazvin.....	397165	396463	2	554	146
Qom .....	383532	382588	2	789	153
Kordestan .....	471310	469719	4	1144	443
Kerman .....	932721	925949	1293	5041	438
Kermanshah .....	576861	574291	1342	811	417
Kohgiluyeh & Boyerahmad....	186320	185194	492	485	149
Golestan.....	550249	548585	554	793	317
Gilan .....	851382	850014	8	1153	207
Lorestan .....	509025	508019	546	282	178
Mazandaran .....	1084798	1082832	6	1696	264
Markazi .....	455866	454095	20	1550	201
Hormozgan .....	493660	489034	720	3392	514
Hamedan .....	538803	537363	499	628	313
Yazd .....	340657	339102	301	1035	219

Source: Statistical Centre of Iran.

### 3.16. PRIVATE HOUSEHOLDS COMPOSITION BY THE HOUSEHOLD MEMBERS COMPOSITION, SEX AND HEAD RESIDENCE STATUS, 1395 CENSUS

Description	Total country			Urban		
	Both sexes	Male	Female	Both sexes	Male	Female
<b>Total .....</b>	<b>24129490</b>	<b>21067737</b>	<b>3061753</b>	<b>18075787</b>	<b>15772494</b>	<b>2303293</b>
Head .....	2046317	686764	1359553	1495125	502283	992842
Head & spouse.....	3937882	3924605	13277	2927097	2916935	10162
Head & children .....	1753960	290422	1463538	1323813	202631	1121182
Head , spouse & children.....	15453700	15414116	39584	11654638	11623362	31276
Head & relatives (except for the spouse & child) .....	214352	133406	80946	161712	97541	64171
Head, spouse & relatives (except for the spouse & child) .....	80190	79603	587	55656	55224	432
Head, child & relatives (except for the spouse & child) .....	122131	26921	95210	94993	19067	75926
Head, spouse ,child & relatives (except for the spouse & child) ..	490156	488223	1933	338148	336611	1537
Head & non-relatives.....	9661	5671	3990	7864	4269	3595
Head, spouse & non-relatives.....	5548	5510	38	4852	4824	28
Head, child & non-relatives.....	2599	1372	1227	2235	1194	1041
Head, relatives (except for the spouse & child) & non-relatives.	1234	960	274	762	583	179
Head, spouse, child & non-relatives.....	7732	7673	59	6568	6520	48
Head, spouse, relatives (except for the spouse & child) & non-relatives.....	248	242	6	177	175	2
Head, child, relatives (except for the spouse & child) & non-relatives.....	311	106	205	240	76	164
Head, spouse, child, relatives (except for the spouse & child) & non-relatives .....	564	555	9	373	366	7
Other .....	2905	1588	1317	1534	833	701

### 3.16. PRIVATE HOUSEHOLDS COMPOSITION BY THE HOUSEHOLD MEMBERS, SEX AND HEAD RESIDENCE STATUS, 1395 CENSUS (continued)

Description	Rural			Unsettled		
	Both sexes	Male	Female	Both sexes	Male	Female
<b>Total</b> .....	<b>6038095</b>	<b>5281644</b>	<b>756451</b>	<b>15608</b>	<b>13599</b>	<b>2009</b>
Head .....	547837	182020	365817	3355	2461	894
Head & spouse .....	1008774	1005666	3108	2011	2004	7
Head & children.....	428563	87163	341400	1584	628	956
Head , spouse & children.....	3791336	3783043	8293	7726	7711	15
Head & relatives (except for the spouse & child) .....	52357	35623	16734	283	242	41
Head, spouse & relatives (except for the spouse & child) .....	24478	24323	155	56	56	0
Head, child & relatives ( except for the spouse & child) .....	27074	7832	19242	64	22	42
Head, spouse ,child & relatives (except for the spouse & child) .....	151718	151322	396	290	290	0
Head & non-relatives .....	1699	1304	395	98	98	0
Head, spouse & non-relatives .....	692	682	10	4	4	0
Head, child & non-relatives. ....	363	178	185	1	0	1
Head, relatives (except for the spouse & child) & non-relatives .....	454	360	94	18	17	1
Head, spouse, child & non-relatives .....	1162	1151	11	2	2	0
Head, spouse, relatives ( except for the spouse & child) & non-relatives .....	71	67	4	0	0	0
Head, child, relatives(except for the spouse & child) & non-relatives .....	70	29	41	1	1	0
Head, spouse, child, relatives ( except for the spouse & child) & non-relatives. ....	191	189	2	0	0	0
Other .....	1256	692	564	115	63	52

Source: Statistical Centre of Iran.

### 3.17. POPULATION BY SEX AND RELIGION

Description	1385 Census			1390 Census			1395 Census		
	Both sexes	Male	Female	Both sexes	Male	Female	Both sexes	Male	Female
<b>Total</b> .....	<b>70495782</b>	<b>35866362</b>	<b>34629420</b>	<b>75149669</b>	<b>37905669</b>	<b>37244000</b>	<b>79926270</b>	<b>40498442</b>	<b>39427828</b>
Muslim .....	70097741	35663780	34433961	74682938	37542060	37140878	79598054	40325076	39272978
Christian.....	19823	10127	9696	25271	13880	11391	23109	12542	10567
Zoroastrian...	109415	54751	54664	117704	63927	53777	130158	69075	61083
Jew.....	9252	4716	4536	8756	4496	4260	9826	5111	4715
Other .....	54234	27484	26750	49101	24985	24116	40551	21208	19343
Not stated ....	205317	105504	99813	265899	256321	9578	124572	65430	59142

Source: Statistical Centre of Iran.

**3.18. POPULATION BY RELIGION AND OSTAN, 1395 CENSUS**

Ostan	Total	Muslim	Christian	Zoroastrian	Jew	Other	Not stated
<b>Total country.....</b>	<b>79926270</b>	<b>79598054</b>	<b>23109</b>	<b>130158</b>	<b>9826</b>	<b>40551</b>	<b>124572</b>
East Azarbayejan .....	3909652	3897236	467	4233	35	362	7319
West Azarbayejan.....	3265219	3250233	473	7647	46	613	6207
Ardebil.....	1270420	1266598	181	1455	21	51	2114
Esfahan .....	5120850	5101133	931	8628	1007	6014	3137
Alborz.....	2712400	2701984	671	3324	60	4027	2334
Ilam .....	580158	578654	137	859	8	17	483
Bushehr .....	1163400	1158654	140	1833	18	300	2455
Tehran .....	13267637	13179434	8579	43987	5067	9568	21002
Chaharmahal & Bakhtiari .....	947763	944990	185	1231	8	80	1269
South Khorasan .....	768898	767455	170	1031	10	216	16
Khorasan-e-Razavi .....	6434501	6409180	961	7159	135	1073	15993
North Khorasan .....	863092	861668	124	1036	13	64	187
Khuzestan .....	4710509	4680333	831	6796	68	1211	21270
Zanjan .....	1057461	1055435	170	1074	4	147	631
Semnan .....	702360	700674	99	780	16	310	481
Sistan & Baluchestan .....	2775014	2766139	473	4155	40	553	3654
Fars .....	4851274	4835082	839	5880	2816	4649	2008
Qazvin.....	1273761	1271632	127	1253	16	672	61
Qom .....	1292283	1284721	151	1112	15	63	6221
Kordestan .....	1603011	1600537	250	1918	39	150	117
Kerman .....	3164718	3139968	1280	4460	60	3540	15410
Kermanshah .....	1952434	1946809	451	2325	105	1431	1313
Kohgiluyeh & Boyerahmad .....	713052	711669	104	922	9	206	142
Golestan.....	1868819	1865881	128	1526	15	1007	262
Gilan .....	2530696	2527998	160	2210	33	210	85
Lorestan .....	1760649	1757509	322	2442	33	81	262
Mazandaran .....	3283582	3273724	304	3471	32	2100	3951
Markazi .....	1429475	1425819	248	1674	23	384	1327
Hormozgan .....	1776415	1772720	223	2431	12	357	672
Hamedan .....	1738234	1732458	330	2084	31	295	3036
Yazd .....	1138533	1131727	3600	1222	31	800	1153

Source: Statistical Centre of Iran.

**3.19. IMMIGRANTS DURING THE LAST 5 YEARS BY SEX, AGE AND PLACE OF PREVIOUS RESIDENCE (BASED ON LAST MOVEMENT), 1395 CENSUS**

Age group	Total	Ostan under enumeration					
		Shahrestans under enumeration		Other Sharestans of the Ostan under enumeration		Not stated for Shahrestan	
		Shahr	Village	Shahr	Village	Shahr	Village
<b>Both sexes .....</b>	<b>4300988</b>	<b>347617</b>	<b>437987</b>	<b>1117640</b>	<b>205186</b>	<b>2468</b>	<b>171</b>
0-4 years .....	241221	23525	23645	64589	11140	155	14
5-9 years .....	337677	33411	35059	93065	16074	214	26
10-14 years .....	278287	25587	49790	71511	13570	179	31
15-19 years .....	413355	24982	66247	98541	22655	461	26
20-24 years .....	639825	33475	45378	157151	33281	657	21
25-29 years .....	653520	47917	59425	153839	33125	204	16
30-34 years .....	599686	51258	54462	157711	27115	193	12
35-39 years .....	404380	36892	36824	113432	17262	165	9
40-44 years .....	252377	23892	23862	73071	11057	72	5
45-49 years .....	172124	16733	14950	50150	7035	44	2
50-54 years .....	111088	10903	8695	32080	4168	43	4
55-59 years .....	76032	7727	6287	21222	2805	28	0
60-64 years .....	49408	4791	4265	13295	1839	16	2
65-69 years .....	28183	2672	2759	7255	1200	16	0
70-74 years .....	17051	1604	1979	4325	838	11	2
75 years and over.....	26774	2248	4360	6403	2022	10	1

Age group	Other Ostans				Not stated for Ostan and Shahrestan		Abroad	Not stated for place of previous residence
	Shahrestans		Not stated for Shahrestan		Shahr	Village		
	Shahr	Village	Shahr	Village				
<b>Both sexes.....</b>	<b>1883524</b>	<b>174479</b>	<b>4712</b>	<b>239</b>	<b>3304</b>	<b>352</b>	<b>110829</b>	<b>12480</b>
0-4 years .....	100058	10328	152	21	148	39	7086	321
5-9 years .....	136208	12541	175	18	228	63	9461	1134
10-14 years .....	100539	8880	149	14	132	59	6685	1161
15-19 years .....	165903	18651	1128	31	479	32	12398	1821
20-24 years .....	311485	34185	1455	61	1058	61	19273	2284
25-29 years .....	307611	32109	499	34	551	34	16708	1448
30-34 years .....	271665	22944	360	25	263	19	12533	1126
35-39 years .....	175945	13355	208	14	163	18	9292	801
40-44 years .....	106154	7820	143	7	94	10	5606	584
45-49 years .....	73692	4782	264	5	65	5	3964	433
50-54 years .....	49051	2906	72	3	49	4	2727	383
55-59 years.....	33820	1986	45	1	21	5	1810	275
60-64 years.....	22214	1388	29	0	13	1	1340	215
65-69 years.....	12461	823	17	2	9	1	800	168
70-74 years.....	7036	566	4	2	13	1	555	115
75 years and over .....	9682	1215	12	1	18	0	591	211

**3. 19. IMMIGRANTS DURING THE LAST 5 YEARS BY SEX, AGE AND PLACE OF PREVIOUS RESIDENCE (BASED ON THE LAST MOVEMENT), 1395 CENSUS (continued)**

Age group	Total	Ostan under enumeration					
		Shahrestans under enumeration		Other Sharestans of the Ostan under enumeration		Not stated for Shahrestan	
		Shahr	Village	Shahr	Village	Shahr	Village
<b>Male.....</b>	<b>2210387</b>	<b>172969</b>	<b>217108</b>	<b>554103</b>	<b>101405</b>	<b>1652</b>	<b>96</b>
0-4 years .....	124290	12166	12331	33090	5730	97	10
5-9 years .....	173966	17296	18019	47851	8374	112	13
10-14 years .....	143457	13201	25872	36973	7044	90	18
15-19 years .....	222937	11837	33395	49447	11336	398	12
20-24 years .....	302225	12709	14944	65566	13176	539	9
25-29 years .....	306829	20746	27379	65935	15651	123	8
30-34 years .....	308178	26245	29147	78235	14600	95	7
35-39 years .....	220179	19829	20172	61036	9245	78	7
40-44 years .....	143627	13445	13383	41351	6032	36	5
45-49 years .....	97525	9356	8264	28574	3822	23	1
50-54 years .....	62665	5996	4741	18200	2257	21	4
55-59 years .....	41805	4270	3283	11732	1446	18	0
60-64 years .....	26779	2615	2066	7165	877	6	0
65-69 years .....	14320	1360	1115	3820	478	9	0
70-74 years .....	8612	832	855	2207	336	5	2
75 years and over.....	12993	1066	2142	2921	1001	2	0

Age group	Other Ostans				Not stated for Ostan and Shahrestan		Abroad	Not stated for place of previous residence
	Shahrestans		Not stated for Shahrestan		Shahr	Village		
	Shahr	Village	Shahr	Village				
<b>Male.....</b>	<b>982798</b>	<b>94902</b>	<b>3408</b>	<b>162</b>	<b>1839</b>	<b>180</b>	<b>72326</b>	<b>7439</b>
0-4 years .....	51500	5357	79	15	73	21	3642	179
5-9 years .....	70033	6461	81	9	112	27	4936	642
10-14 years .....	51264	4586	72	9	68	36	3619	605
15-19 years .....	93607	11055	991	23	343	13	9193	1287
20-24 years .....	160242	18044	1122	48	578	29	13623	1596
25-29 years .....	146928	17078	297	20	282	23	11491	868
30-34 years .....	137472	13085	190	18	145	7	8343	589
35-39 years .....	95656	7413	121	10	92	9	6084	427
40-44 years .....	60675	4481	94	4	50	5	3750	316
45-49 years .....	41578	2754	231	2	42	1	2647	230
50-54 years .....	27786	1589	61	1	23	3	1782	201
55-59 years.....	18532	1110	37	1	12	3	1218	143
60-64 years.....	12409	676	15	0	5	1	823	121
65-69 years.....	6591	357	9	1	4	1	496	79
70-74 years.....	3692	281	2	0	6	1	337	56
75 years and over.....	4833	575	6	1	4	0	342	100



**3. 19. IMMIGRANTS DURING THE LAST 5 YEARS BY SEX, AGE AND PLACE OF PREVIOUS RESIDENCE (BASED ON THE LAST MOVEMENT), 1395 CENSUS (continued)**

Age group	Total	Ostan under enumeration					
		Shahrestans under enumeration		Other Sharestans of the Ostan under enumeration		Not stated for Shahrestan	
		Shahr	Village	Shahr	Village	Shahr	Village
<b>Female .....</b>	<b>2090601</b>	<b>174648</b>	<b>220879</b>	<b>563537</b>	<b>103781</b>	<b>816</b>	<b>75</b>
0-4 years .....	116931	11359	11314	31499	5410	58	4
5-9 years .....	163711	16115	17040	45214	7700	102	13
10-14 years .....	134830	12386	23918	34538	6526	89	13
15-19 years .....	190418	13145	32852	49094	11319	63	14
20-24 years .....	337600	20766	30434	91585	20105	118	12
25-29 years .....	346691	27171	32046	87904	17474	81	8
30-34 years .....	291508	25013	25315	79476	12515	98	5
35-39 years .....	184201	17063	16652	52396	8017	87	2
40-44 years .....	108750	10447	10479	31720	5025	36	0
45-49 years .....	74599	7377	6686	21576	3213	21	1
50-54 years .....	48423	4907	3954	13880	1911	22	0
55-59 years.....	34227	3457	3004	9490	1359	10	0
60-64 years.....	22629	2176	2199	6130	962	10	2
65-69 years.....	13863	1312	1644	3435	722	7	0
70-74 years.....	8439	772	1124	2118	502	6	0
75 years and over .....	13781	1182	2218	3482	1021	8	1

Age group	Other Ostans				Not stated for Ostan and Shahrestan		Abroad	Not stated for place of previous Residence
	Shahrestans		Not stated for Shahrestan		Shahr	Village		
	Shahr	Village	Shahr	Village				
<b>Female.....</b>	<b>900726</b>	<b>79577</b>	<b>1304</b>	<b>77</b>	<b>1465</b>	<b>172</b>	<b>38503</b>	<b>5041</b>
0-4 years .....	48558	4971	73	6	75	18	3444	142
5-9 years .....	66175	6080	94	9	116	36	4525	492
10-14 years .....	49275	4294	77	5	64	23	3066	556
15-19 years .....	72296	7596	137	8	136	19	3205	534
20-24 years .....	151243	16141	333	13	480	32	5650	688
25-29 years .....	160683	15031	202	14	269	11	5217	580
30-34 years .....	134193	9859	170	7	118	12	4190	537
35-39 years .....	80289	5942	87	4	71	9	3208	374
40-44 years .....	45479	3339	49	3	44	5	1856	268
45-49 years .....	32114	2028	33	3	23	4	1317	203
50-54 years .....	21265	1317	11	2	26	1	945	182
55-59 years .....	15288	876	8	0	9	2	592	132
60-64 years .....	9805	712	14	0	8	0	517	94
65-69 years .....	5870	466	8	1	5	0	304	89
70-74 years .....	3344	285	2	2	7	0	218	59
75 years and over.....	4849	640	6	0	14	0	249	111

Source: Statistical Centre of Iran.

**3.20. IMMIGRANTS DURING THE LAST 5 YEARS BY PLACE OF PRESENT AND PREVIOUS RESIDENCE, 1395 CENSUS (BASED ON THE LAST MOVEMENT)**

Ostan	Total	Ostan under enumeration					
		Shahrestans under enumeration		Other Sharestans of the Ostan under enumeration		Not stated for Shahrestan	
		Shahr	Village	Shahr	Village	Shahr	Village
<b>Total</b> .....	<b>4300988</b>	<b>347617</b>	<b>437987</b>	<b>1117640</b>	<b>205186</b>	<b>2468</b>	<b>171</b>
East Azarbayejan .....	154278	12615	15461	67275	8546	22	5
West Azarbayejan .....	125791	13441	31478	35924	8522	264	16
Ardebil .....	56141	2354	9017	15641	4450	1	3
Esfahan .....	299284	35182	16705	97394	12670	174	23
Alborz .....	260463	15931	3874	24253	2334	10	0
Ilam .....	29184	1909	3211	9968	2144	0	6
Bushehr .....	87331	8928	6563	19482	3283	14	3
Tehran .....	844925	25859	16458	216394	13102	873	13
Chaharmahal & Bakhtiyari .....	47161	6667	6943	9829	5849	0	3
South Khorasan .....	62365	6161	11235	11596	4465	1	1
Khorasan-e-Razavi .....	314859	32025	31399	109184	21073	177	10
North Khorasan .....	49499	3648	11646	9632	2774	1	2
Khuzestan .....	161715	10034	16757	70252	7749	592	11
Zanjan .....	55796	1918	16465	7800	5294	3	6
Semnan .....	71468	3853	3176	9003	1391	8	0
Sistan & Baluchestan .....	82783	5583	9827	31341	5895	8	3
Fars .....	253175	30596	34727	85988	21040	116	11
Qazvin .....	96320	16287	8119	30336	4888	0	0
Qom .....	77813	4603	2006	0	0	87	10
Kordestan .....	112751	12234	30754	22370	8711	0	1
Kerman .....	94944	16302	10824	32199	5346	12	5
Kermanshah .....	94688	4625	13833	26160	6703	24	2
Kohgiluyeh & Boyerahmad .....	53908	6585	15784	13137	4153	1	4
Golestan .....	89252	8612	18355	19663	8301	32	3
Gilan .....	157884	21484	20888	32823	6988	5	16
Lorestan .....	57925	3481	11118	13086	2720	0	4
Mazandaran .....	148269	17104	20727	33185	6392	3	1
Markazi .....	82689	5615	8888	17983	4175	2	1
Hormozgan .....	116338	6714	13990	20069	6922	29	4
Hamedan .....	79786	4025	15119	13961	7022	3	4
Yazd .....	82203	3242	2640	11712	2284	6	0

**3.20. IMMIGRANTS DURING THE LAST 5 YEARS BY PLACE OF PRESENT AND PREVIOUS RESIDENCE, 1395 CENSUS (BASED ON THE LAST MOVEMENT) (continued)**

Ostan	Other Ostans		Not stated for Shahrestan		Not stated for Ostan and Shahrestan		Abroad	Not stated for previous place of residence
	Shahrestan		Shahr	Village	Shahr	Village		
	Shahr	Village						
<b>Total .....</b>	<b>1883524</b>	<b>174479</b>	<b>4712</b>	<b>239</b>	<b>3304</b>	<b>352</b>	<b>110829</b>	<b>12480</b>
East Azarbayejan .....	45873	3005	27	3	109	3	631	703
West Azarbayejan .....	31788	2801	217	3	83	6	820	428
Ardebil .....	23281	1084	19	0	2	8	187	94
Esfahan .....	117787	9730	348	38	317	41	8334	541
Alborz .....	194192	13389	80	8	38	6	6119	229
Oilam .....	11051	728	1	15	2	1	93	55
Bushehr .....	39212	4369	121	3	116	3	4605	629
Tehran .....	458154	57443	1260	65	935	100	51190	3079
Chaharmahal & Bakhtiari .....	16279	1298	0	0	1	2	216	74
South Khorasan .....	25974	2792	20	1	2	1	78	38
Khorasan-e-Razavi .....	103871	8082	66	8	335	34	7760	835
North Khorasan .....	19915	1629	2	2	4	3	101	140
Khuzestan .....	48502	3770	1351	9	60	57	1634	937
Zanjan .....	22373	1585	2	0	19	0	297	34
Semnan .....	49445	3688	128	7	313	0	394	62
Sistan & Baluchestan .....	25154	2100	43	4	48	14	853	1910
Fars .....	67797	4818	127	3	473	9	7113	357
Qazvin .....	31912	4092	6	0	4	3	621	52
Qom .....	57403	6094	363	1	177	4	6778	287
Kordestan .....	35031	2751	5	2	1	5	861	25
Kerman .....	24012	2389	72	4	21	15	3098	645
Kermanshah .....	39560	3008	51	6	103	5	471	137
Kohgiluyeh & Boyerahmad .....	12075	1854	1	0	2	2	279	31
Golestan .....	30921	2663	111	4	5	0	414	168
Gilan .....	71453	3396	39	3	10	12	688	79
Lorestan .....	26430	919	1	0	0	1	98	67
Mazandaran .....	65240	4422	46	6	28	3	791	321
Markazi .....	41271	3251	44	4	19	0	1371	65
Hormozgan .....	56870	8700	25	4	6	6	2866	133
Hamedan .....	36647	2537	34	0	15	5	265	149
Yazd .....	54051	6092	102	36	56	3	1803	176

Source: Statistical Centre of Iran.

### 3. 21. IMMIGRANTS DURING THE LAST 5 YEARS BY OSTAN OF RESIDENCE AND DURATION OF STAY, 1395 CENSUS

Description	Total	Under one year	1 year	2 years	3 years	4 years	5 years	Not stated
<b>Total</b> .....	<b>4300988</b>	<b>1216500</b>	<b>722950</b>	<b>837563</b>	<b>754096</b>	<b>509812</b>	<b>235340</b>	<b>24727</b>
East Azarbayejan.....	171892	45271	26709	32598	32805	23333	10709	467
West Azarbayejan .....	137954	40459	22669	25848	23796	16498	8133	551
Ardebil .....	76091	20335	11912	14716	13982	9918	4990	238
Esfahan .....	265288	74676	46080	54109	47152	29527	13020	724
Alborz .....	149839	40141	24343	30324	28120	19122	7436	353
Ilam .....	40304	11120	6750	8180	6766	4604	2641	243
Bushehr .....	69158	20599	12330	13366	11590	7212	3733	328
Tehran .....	623331	161090	96553	120056	116857	89315	38013	1447
Chaharmahal & Bakhtiyari .....	68135	20034	12255	12791	11548	7767	3485	255
South Khorasan .....	64719	18792	11111	12852	11036	7159	3652	117
Khorasan-e-Razavi .....	301654	91370	53376	59453	50806	32170	13309	1170
North Khorasan .....	64714	20375	11047	12555	10832	6827	2867	211
Khuzestan .....	240886	68345	40673	45514	42062	30043	13511	738
Zanjan .....	61979	16609	10163	11969	11609	8124	3346	159
Semnan .....	40053	9866	6710	8011	7273	5055	3008	130
Sistan & Baluchestan .....	112284	31842	19828	21930	19548	12307	6405	424
Fars .....	265412	79749	47233	51481	43577	28035	14685	652
Qazvin .....	94548	25223	16055	19441	18635	10613	4398	183
Qom .....	48314	13335	8511	9476	8365	5716	2750	161
Kordestan .....	123688	35388	19508	23806	22638	15379	6658	311
Kerman .....	112905	30356	20217	22561	18918	13309	7021	523
Kermanshah .....	128900	37798	20959	25774	22883	14794	6311	381
Kohgiluyeh & Boyerahmad .....	65787	20448	11219	12816	11483	6656	2951	214
Golestan .....	106814	32513	18929	20776	17609	11610	5010	367
Gilan .....	143759	38496	24071	28937	25850	17376	8683	346
Lorestan .....	121881	35814	20115	24197	20957	13422	6997	379
Mazandaran .....	136475	37973	23040	26826	23755	15732	8731	418
Markazi .....	86790	22968	14377	17149	16016	10993	5044	243
Hormozgan .....	95280	29133	16722	18718	15455	9754	5273	225
Hamedan .....	111770	31804	17843	21348	20314	14135	5936	390
Yazd .....	43419	11814	7977	8835	7285	4695	2641	172
Not stated for Ostan .....	3656	963	642	404	369	213	110	955
Abroad.....	110829	39999	22398	20296	13892	8199	3743	2302
Not stated for place of previous residence .....	12480	1802	625	450	313	200	140	8950

Source: Statistical Centre of Iran.

**3.22. POPULATION BY SEX AND CITIZENSHIP**

Description	1385 Census			1390 Census			1395 Census		
	Both sexes	Male	Female	Both sexes	Male	Female	Both sexes	Male	Female
<b>Total .....</b>	<b>70495782</b>	<b>35866362</b>	<b>34629420</b>	<b>75149669</b>	<b>37905669</b>	<b>37244000</b>	<b>79926270</b>	<b>40498442</b>	<b>39427828</b>
Iran .....	68901154	35001653	33899501	73461474	36991171	36470303	78166822	39556422	38610400
Afghanistan .....	1211171	664509	546662	1452513	787648	664865	1583979	845267	738712
Iraq .....	44094	23488	20606	51506	28026	23480	34532	19725	14807
Pakistan .....	15455	8906	6549	17731	10194	7537	14320	8327	5993
Turkey .....	886	475	411	1639	898	741	713	429	284
Other countries <sup>(1)</sup> ....	32410	19288	13122	24290	13696	10594	20844	12161	8683
Not stated .....	290612	148043	142569	140516	74036	66480	105060	56111	48949

1. The population of Turkmenistan, Azerbaijan and Armenia is included in the "Other countries".

Source: Statistical Centre of Iran.

**3.23. POPULATION BY CITIZENSHIP AND AGE, 1395 CENSUS**

Age group	Total	Iran	Afghanistan	Iraq	Pakistan	Turkey	Other countries <sup>(1)</sup>	Not stated
<b>Total .....</b>	<b>79926270</b>	<b>78166822</b>	<b>1583979</b>	<b>34532</b>	<b>14320</b>	<b>713</b>	<b>20844</b>	<b>105060</b>
0-4 years .....	7093004	6900962	175328	2420	1907	85	2732	9570
5-9 years .....	6411277	6204126	191387	3336	1815	54	2113	8446
10-14 years .....	5688384	5490702	183755	4029	1198	44	1428	7228
15-19 years .....	5458997	5271996	173080	4278	1116	60	1498	6969
20-24 years .....	6392879	6196513	180001	3195	1638	95	2706	8731
25-29 years .....	8201133	8020394	162075	2748	1798	71	2933	11114
30-34 years .....	8600913	8462427	121431	2331	1556	69	2278	10821
35-39 years .....	7037598	6918433	105455	2271	1123	61	1559	8696
40-44 years .....	5518307	5430336	77643	2122	726	67	1049	6364
45-49 years .....	4833123	4761042	62866	2008	522	35	823	5827
50-54 years .....	3925971	3865240	52803	1885	327	34	564	5118
55-59 years .....	3350593	3309494	34708	1396	223	15	414	4343
60-64 years .....	2542573	2511242	26133	1164	165	10	302	3557
65-69 years .....	1711464	1693019	15062	532	83	4	195	2569
70-74 years .....	1177625	1164543	10415	375	68	5	129	2090
75 years and over.....	1982429	1966353	11837	442	55	4	121	3617

1. The population of Turkmenistan, Azerbaijan and Armenia is included in the "Other countries".

Source: Statistical Centre of Iran.

**3.24. POPULATION BY CITIZENSHIP AND OSTAN, 1395 CENSUS**

Ostan	Total	Iran	Afghanistan	Iraq	Pakistan	Turkey	Other countries <sup>(1)</sup>	Not stated
<b>Total .....</b>	<b>79926270</b>	<b>78166822</b>	<b>1583979</b>	<b>34532</b>	<b>14320</b>	<b>713</b>	<b>20844</b>	<b>105060</b>
East Azarbayejan ....	3909652	3903751	139	35	0	49	119	5559
West Azarbayejan...	3265219	3257784	107	702	4	83	55	6484
Ardebil .....	1270420	1267978	35	14	0	5	20	2368
Esfahan .....	5120850	4930112	183124	2211	296	15	744	4348
Alborz .....	2712400	2626224	84321	210	117	16	141	1371
Ilam .....	580158	577827	29	1694	0	0	11	597
Bushehr .....	1163400	1131169	29691	143	164	1	287	1945
Tehran .....	13267637	12720340	515567	4965	1699	154	2648	22264
Chaharmahal & Bakhtiyari .....	947763	946694	91	6	2	0	7	963
South Khorasan .....	768898	763798	5045	16	4	0	10	25
Khorasan-e-Razavi .	6434501	6191920	219442	6400	1744	17	5068	9910
North Khorasan .....	863092	862702	93	25	2	0	7	263
Khuzestan .....	4710509	4683399	6290	4972	23	1	146	15678
Zanjan .....	1057461	1057076	40	17	1	9	134	184
Semnan .....	702360	666338	35409	71	18	1	45	478
Sistan & Baluchestan.....	2775014	2741440	26846	14	2617	1	198	3898
Fars .....	4851274	4739636	109247	563	79	1	208	1540
Qazvin .....	1273761	1254759	18401	112	22	6	145	316
Qom .....	1292283	1167307	96367	8365	6543	340	8413	4948
Kordestan .....	1603011	1602394	18	424	0	0	8	167
Kerman .....	3164718	3028320	125411	76	106	5	508	10292
Kermanshah .....	1952434	1949644	47	830	0	1	5	1907
Kohgiluyeh & Boyerahmad.....	713052	711303	1503	4	0	0	52	190
Golestan .....	1868819	1849198	18273	54	14	1	440	839
Gilan .....	2530696	2529990	309	42	2	0	72	281
Lorestan .....	1760649	1760128	99	226	3	0	3	190
Mazandaran .....	3283582	3277086	2623	56	14	0	56	3747
Markazi .....	1429475	1398660	29257	289	22	1	81	1165
Hormozgan .....	1776415	1749875	24195	97	730	2	1083	433
Hamedan .....	1738234	1736869	217	187	2	2	36	921
Yazd .....	1138533	1083101	51743	1712	92	2	94	1789

1. The population of Turkmenistan, Azerbaijan and Armenia is included in the "Other countries".

Source: Statistical Centre of Iran.

**3.25. REGISTERED BIRTHS BY SEX IN URBAN AND RURAL AREAS**

Year and Ostan	Total			Urban areas			Rural areas		
	Both sexes	Male	Female	Both sexes	Male	Female	Both sexes	Male	Female
1380 .....	1110836	566316	544520	722787	368787	354000	388049	197529	190520
1385 .....	1253912	643157	610755	845050	434462	410588	408862	208695	200167
1390 .....	1382229	708395	673834	1087988	557696	530292	294241	150699	143542
1395 .....	1528053	786142	741911	1176032	605523	570509	352021	180619	171402
1396 .....	1487913	766140	721773	1143558	589111	554447	344355	177029	167326
1397 .....	1366519	704067	662452	1047925	540372	507553	318594	163695	154899
1398 .....	1196132	616483	579649	907694	467872	439822	288438	148611	139827
<b>1399 .....</b>	<b>1114128</b>	<b>575169</b>	<b>538959</b>	<b>837641</b>	<b>432417</b>	<b>405224</b>	<b>276487</b>	<b>142752</b>	<b>133735</b>
East Azarbayejan .....	49717	25998	23719	35021	18234	16787	14696	7764	6932
West Azarbayejan .....	52998	27540	25458	32834	17130	15704	20164	10410	9754
Ardebil .....	17248	9229	8019	12198	6505	5693	5050	2724	2326
Esfahan .....	56394	28872	27522	51756	26467	25289	4638	2405	2233
Alborz .....	24738	12866	11872	24160	12548	11612	578	318	260
Illam .....	7817	4037	3780	5521	2848	2673	2296	1189	1107
Bushehr .....	15079	7747	7332	11408	5894	5514	3671	1853	1818
Tehran .....	142959	73887	69072	142783	73802	68981	176	85	91
Chaharmahal & Bakhtiyari .....	15110	7754	7356	8775	4534	4241	6335	3220	3115
South Khorasan .....	14778	7654	7124	9839	5090	4749	4939	2564	2375
Khorasan-e-Razavi .....	107166	55072	52094	82066	42183	39883	25100	12889	12211
North Khorasan .....	14147	7286	6861	9736	5014	4722	4411	2272	2139
Khuzestan .....	89386	45978	43408	67430	34687	32743	21956	11291	10665
Zanjan .....	15146	7920	7226	9919	5185	4734	5227	2735	2492
Semnan .....	7313	3769	3544	6288	3266	3022	1025	503	522
Sistan & Baluchestan .....	89704	46207	43497	49185	25391	23794	40519	20816	19703
Fars .....	59888	30879	29009	46236	23885	22351	13652	6994	6658
Qazvin .....	14769	7635	7134	11120	5786	5334	3649	1849	1800
Qom .....	18085	9187	8898	17892	9092	8800	193	95	98
Kordestan .....	22651	11769	10882	15978	8291	7687	6673	3478	3195
Kerman .....	45937	23429	22508	32486	16561	15925	13451	6868	6583
Kermanshah .....	25241	13191	12050	20212	10588	9624	5029	2603	2426
Kohgiluyeh & Boyerahmad .....	11153	5752	5401	6384	3274	3110	4769	2478	2291
Golestan .....	30880	15880	15000	15100	7825	7275	15780	8055	7725
Gilan .....	21132	10806	10326	15265	7828	7437	5867	2978	2889
Lorestan .....	26578	14023	12555	16623	8729	7894	9955	5294	4661
Mazandaran .....	30175	15655	14520	20112	10453	9659	10063	5202	4861
Markazi .....	14381	7346	7035	11916	6043	5873	2465	1303	1162
Hormozgan .....	32154	16532	15622	17601	8996	8605	14553	7536	7017
Hamedan .....	23456	12159	11297	15440	7991	7449	8016	4168	3848
Yazd .....	17948	9110	8838	16357	8297	8060	1591	813	778

Source: National Organization for Civil Registration.

**3.26. REGISTERED DEATHS BY SEX IN URBAN AND RURAL AREAS**

Year and Ostan	Total			Urban areas	Rural areas
	Both sexes <sup>(1)</sup>	Male	Female		
1380 .....	421525	223669	197856	243435	178090
1385 .....	408566	229489	179077	257436	151130
1390 <sup>(2)</sup> .....	383504	214707	168750	278141	98343
1395 .....	369751	207884	161774	274870	94788
1396 .....	376731	210691	165987	278448	98230
1397 .....	377245	211518	165675	279525	97668
1398 .....	395319	223985	171258	295596	99647
<b>1399 .....</b>	<b>511881</b>	<b>289056</b>	<b>222776</b>	<b>387273</b>	<b>124559</b>
East Azarbayejan .....	31559	17436	14122	23307	8251
West Azarbayejan .....	21936	11841	10095	14751	7185
Ardebil .....	9486	5270	4215	6147	3338
Esfahan .....	33298	18899	14365	29499	3765
Alborz .....	15967	9211	6756	15370	597
Ilam .....	3472	2079	1393	2395	1077
Bushehr .....	5573	3107	2464	4078	1493
Tehran .....	80650	46550	34100	80109	541
Chaharmahal & Bakhtiari .....	5469	3081	2388	3515	1954
South Khorasan .....	4777	2646	2131	2591	2186
Khorasan-e-Razavi .....	40977	22931	18046	30150	10827
North Khorasan .....	5825	3158	2667	3344	2481
Khuzestan .....	27710	15845	11865	23266	4444
Zanjan .....	7421	4104	3317	4640	2781
Semnan .....	4669	2635	2033	3590	1078
Sistan & Baluchestan .....	15292	8838	6454	8410	6882
Fars .....	29209	16799	12410	21775	7434
Qazvin .....	8675	4796	3879	5953	2722
Qom .....	7860	4476	3384	7452	408
Kordestan .....	11016	6404	4612	7217	3799
Kerman .....	17812	9927	7885	12839	4973
Kermanshah .....	14661	8631	6030	10920	3741
Kohgiluyeh & Boyerahmad .....	3537	2070	1467	2025	1512
Golestan .....	12088	6631	5455	6390	5696
Gilan .....	19711	10716	8994	11763	7947
Lorestan .....	11710	6794	4916	8276	3434
Mazandaran .....	22084	11905	10173	12271	9807
Markazi .....	10516	5873	4642	6845	3670
Hormozgan .....	8091	4778	3313	4262	3829
Hamedan .....	13736	7680	6056	8045	5691
Yazd .....	7094	3945	3149	6078	1016

1. Difference between the total and sum of parts is due to the deceased persons with unknown identity in some of the death certificates.

2. Significant difference of the totals of urban and rural areas with the total of deaths is related to unknown cases. It is necessary to mention that the increase of deaths in those years such as in the year 1390 is due to delayed registration of deaths that occurred in previous years and were not reported to the National Organization for Civil Registration. Accordingly, specific projects were defined and conducted to decrease the unreported cases.

Source: National Organization for Civil Registration.



### 3.27. CURRENT REGISTERED DEATHS <sup>(1)</sup> BY SEX AND AGE GROUPS IN URBAN AND RURAL AREAS, THE YEAR 1399

Age group	Total			Urban areas			Rural areas		
	Both sexes	Male	Female	Both sexes	Male	Female	Both sexes	Male	Female
<b>Total</b> .....	<b>488132</b>	<b>279024</b>	<b>209108</b>	<b>372749</b>	<b>214293</b>	<b>158456</b>	<b>115383</b>	<b>64731</b>	<b>50652</b>
Under 1 year .....	5859	3155	2704	4268	2324	1944	1591	831	760
1 – 4 years .....	2822	1569	1253	1965	1089	876	857	480	377
5 – 9 years .....	2294	1377	917	1471	863	608	823	514	309
10 – 14 years .....	2377	1383	994	1621	940	681	756	443	313
15 – 19 years .....	4909	3449	1460	3491	2458	1033	1418	991	427
20 – 24 years .....	5714	4278	1436	4172	3123	1049	1542	1155	387
25 – 29 years .....	7117	5222	1895	5337	3916	1421	1780	1306	474
30 – 34 years .....	9753	6763	2990	7471	5270	2201	2282	1493	789
35 – 39 years .....	12004	8025	3979	9475	6461	3014	2529	1564	965
40 – 44 years .....	12982	8592	4390	10288	6847	3441	2694	1745	949
45 – 49 years .....	15741	10275	5466	12594	8239	4355	3147	2036	1111
50 – 54 years .....	20623	13487	7136	16694	10997	5697	3929	2490	1439
55 – 59 years .....	27922	17833	10089	22726	14678	8048	5196	3155	2041
60 – 64 years .....	38861	24047	14814	31019	19342	11677	7842	4705	3137
65 – 69 years .....	46811	27085	19726	37145	21921	15224	9666	5164	4502
70 – 74 years .....	48286	25678	22608	37490	20365	17125	10796	5313	5483
75 and over.....	221906	115604	106302	163892	84546	79346	58014	31058	26956
Not specified .....	2151	1202	949	1630	914	716	521	288	233

1. Current registered death refers to the death which is registered in the very year of occurrence.

Source: National Organization for Civil Registration.

**3.28. REGISTERED MARRIAGES AND DIVORCES IN URBAN AND RURAL AREAS**

Year and Ostan	Total		Urban areas		Rural areas	
	Marriage	Divorce	Marriage	Divorce	Marriage	Divorce
1380.....	641940	60500	496229	54536	145711	5964
1385.....	778291	94039	556839	78801	221452	15238
1390.....	874792	142841	631431	121091	243361	21750
1395 <sup>(1,2)</sup> .....	671124	175554	591920	163821	79204	11733
1396 <sup>(1,2)</sup> .....	610657	180600	545312	169234	65345	11366
1397 <sup>(1,2)</sup> .....	554131	177404	490282	165826	63849	11578
1398 <sup>(1,2)</sup> .....	533174	176814	470687	164657	62487	12157
<b>1399<sup>(2)</sup>.....</b>	<b>556731</b>	<b>183193</b>	<b>490438</b>	<b>170688</b>	<b>66293</b>	<b>12505</b>
East Azarbayejan.....	30164	9456	26793	8690	3371	766
West Azarbayejan.....	27616	6653	21793	5818	5823	835
Ardebil.....	11063	3529	10374	3346	689	183
Esfahan.....	28100	10278	26766	9964	1334	314
Alborz.....	14110	7450	13673	7361	437	89
Ilam.....	4329	889	3573	767	756	122
Bushehr.....	6863	2115	5670	1883	1193	232
Tehran.....	68291	33686	67058	33365	1233	321
Chaharmahal & Bakhtiyari.....	7465	1542	5864	1296	1601	246
South Khorasan.....	7054	1356	4710	1074	2344	282
Khorasan-e-Razavi.....	50776	19159	45567	18023	5209	1136
North Khorasan.....	8552	2374	7020	2182	1532	192
Khuzestan.....	39563	9861	36426	9413	3137	448
Zanjan.....	8227	2437	7275	2335	952	102
Semnan.....	3561	1316	3288	1230	273	86
Sistan & Baluchestan.....	26376	2141	22062	1926	4314	215
Fars.....	30033	10082	26522	9062	3511	1020
Qazvin.....	8467	2821	7879	2646	588	175
Qom.....	7939	3097	7828	3046	111	51
Kordestan.....	14134	4226	11075	3655	3059	571
Kerman.....	23574	5638	21856	5470	1718	168
Kermanshah.....	15453	4424	14055	4158	1398	266
Kohgiluyeh & Boyerahmad.....	6138	1347	5024	1165	1114	182
Golestan.....	15183	4150	9566	3258	5617	892
Gilan.....	17222	7066	14494	6289	2728	777
Lorestan.....	14346	4151	12434	3884	1912	267
Mazandaran.....	21054	9723	17859	8667	3195	1056
Markazi.....	8543	3573	7670	3334	873	239
Hormozgan.....	12873	2768	8515	1823	4358	945
Hamedan.....	12567	3932	10975	3665	1592	267
Yazd.....	7091	1953	6770	1893	321	60

1. Revised figures.

2. The information is related to the revised statistics of events occurring in the reference year. These statistics will be revised in the future when the event registration is performed with delay.

Source: National Organization for Civil Registration.

**3.29. REGISTERED MARRIAGES AND DIVORCES BY THE AGE DIFFERENCE BETWEEN HUSBAND AND WIFE, THE YEAR 1399**

Age difference	Marriage	Divorce
<b>Total.....</b>	<b>556731<sup>(1)</sup></b>	<b>183193<sup>(1)</sup></b>
Over 20 years older .....	6336	2254
(16-20) years older .....	9653	2859
(11-15) years older .....	48357	13143
10 years older .....	21420	6354
9 years older .....	26457	7963
8 years older .....	31420	10244
7 years older .....	36783	12047
6 years older .....	39984	13882
5 years older .....	42836	15221
4 years older .....	44261	15945
3 years older .....	44046	15712
2 years older .....	42666	15170
1 year older.....	39782	13334
Without age difference.....	62737	19685
1 year younger.....	17368	5705
2 years younger .....	11660	3852
3 years younger .....	8295	2663
4 years younger .....	6069	1899
5 years younger .....	4357	1346
6 years younger .....	3188	1042
7 years younger .....	2355	699
8 years younger .....	1742	547
9 years younger .....	1298	390
10 years younger .....	985	306
(11-15) years younger .....	2130	732
(16-20) years younger .....	442	154
Over 20 years younger .....	104	45

1. The data for marriages and divorces are based on occurrence of the events.

Source: National Organization for Civil Registration.

**3.30. DIVORCES REGISTERED BY DURATION OF MARRIAGE <sup>(1)</sup>, THE YEAR 1398**

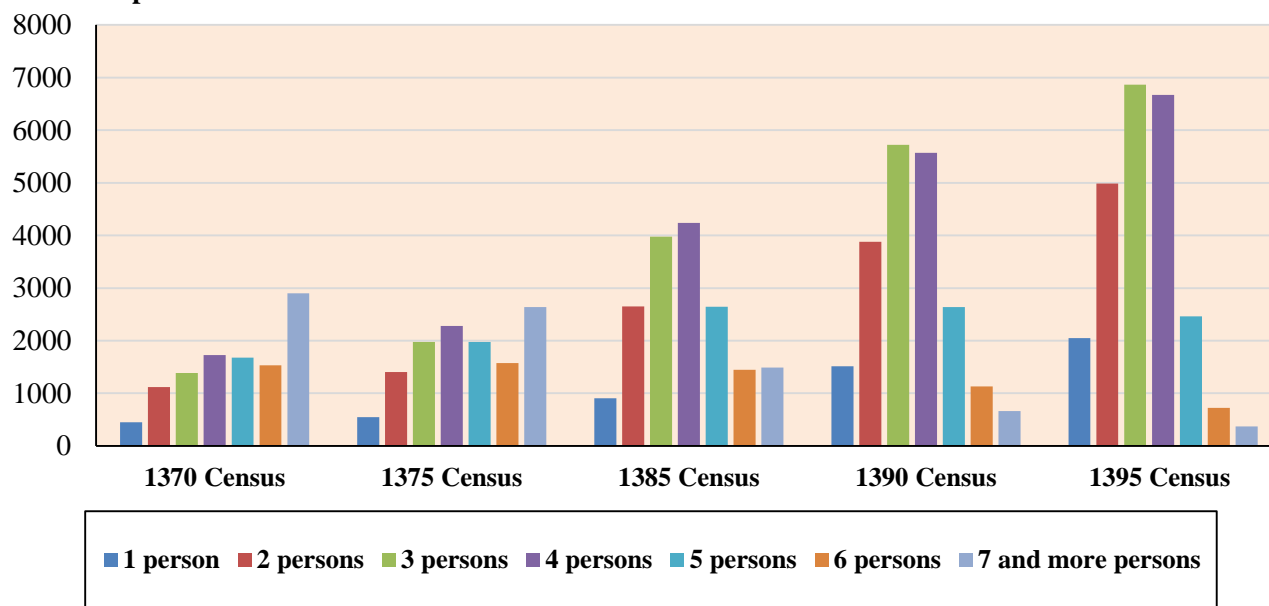
Ostan	Total	Under one year	1 year	2 years	3 years	4 years	5-9 years	10-14 years	15 years and over
<b>Total country .....</b>	<b>183193</b>	<b>11715</b>	<b>14217</b>	<b>13471</b>	<b>12527</b>	<b>11055</b>	<b>44151</b>	<b>31340</b>	<b>44717</b>
East Azarbayejan.....	9456	902	941	812	682	565	2071	1434	2049
West Azarbayejan .....	6653	679	668	568	491	390	1501	978	1378
Ardebil .....	3529	372	353	313	283	229	811	507	661
Esfahan .....	10278	472	600	642	596	558	2477	1968	2965
Alborz.....	7450	273	506	415	456	386	1773	1336	2305
Ilam .....	889	118	105	48	78	43	207	153	137
Bushehr .....	2115	136	173	167	132	103	524	409	471
Tehran .....	33686	1402	2151	2101	2137	1910	7827	5944	10214
Chaharmahal & Bakhtiyari .....	1542	108	135	118	107	113	399	257	305
South Khorasan .....	1356	112	148	139	108	107	341	199	202
Khorasan-e-Razavi.....	19159	1050	1650	1610	1515	1363	4842	3143	3986
North Khorasan .....	2374	134	179	228	232	178	611	397	415
Khuzestan.....	9861	1140	956	802	649	565	2166	1441	2142
Zanjan.....	2437	205	252	231	178	148	582	397	444
Semnan .....	1316	52	82	86	82	90	327	234	363
Sistan & Baluchestan.....	2141	198	218	194	205	133	539	313	341
Fars .....	10082	455	717	696	710	612	2500	1889	2503
Qazvin .....	2821	148	202	213	164	163	691	506	734
Qom.....	3097	199	243	250	208	186	769	515	727
Kordestan .....	4226	560	458	367	329	293	963	517	739
Kerman .....	5638	327	444	452	372	405	1507	955	1176
Kermanshah .....	4424	481	410	374	338	267	1042	658	854
Kohgiluyeh & Boyerahmad ...	1347	82	111	127	103	95	346	239	244
Golestan .....	4150	276	358	320	311	244	1064	707	870
Gilan.....	7066	226	319	343	346	358	1754	1457	2263
Lorestan.....	4151	409	342	358	282	249	1047	733	731
Mazandaran.....	9723	433	553	572	616	564	2315	1881	2789
Markazi .....	3573	230	248	251	240	197	914	629	864
Hormozgan.....	2768	89	233	225	197	192	770	485	577
Hamedan .....	3932	360	306	321	252	234	985	687	787
Yazd .....	1953	87	156	128	128	115	486	372	481

1. Full years have passed since the marriage occurrence time.

Source: National Organization for Civil Registration.

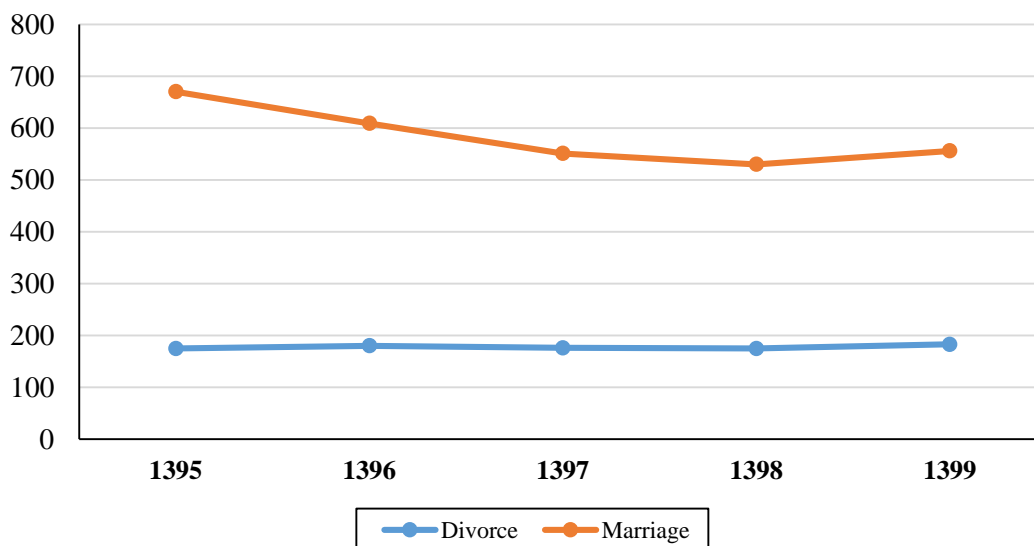
### 3.7. PRIVATE HOUSEHOLDS BY NUMBER OF HOUSEHOLD MEMBERS

Thousand persons



For data see Table 3.13.

### 3.8. REGISTERED MARRIAGES AND DIVORCES



**3.31. POPULATION AGED 10 AND OVER BY AGE, SEX AND MARITAL STATUS IN URBAN AND RURAL AREAS**

Description	Grand total	Male								
		Total male	Ever married					Not stated	Never married	Not stated
			Total	Married	Widowed					
					Wife death	Divorced				
1365 Census.....	32870363	16839388	9458995	9179122	218201	61672	0	7011526	368867	
1370 Multi-Round Census <sup>(1)</sup> .....	38655049	19997274	10765558	10442836	272509	50213	0	9106019	125697	
1375 Census.....	45401083	23021747	12121909	11832626	233306	55977	0	10833730	66108	
1385 Census.....	59522747	30244270	16960982	16516196	298598	139787	6401	13130970	152318	
1390 Census.....	63240592	31804774	19635975	19087677	332260	213989	2049	12098303	70496	
1395 Census.....	66421989	33562612	21988206	21259269	329031	399084	822	11557837	16569	
<i>Settled in urban areas</i> .....	<b>49598529</b>	<b>24942055</b>	<b>16398834</b>	<b>15842349</b>	<b>222629</b>	<b>333444</b>	<b>412</b>	<b>8530865</b>	<b>12356</b>	
10-14 years.....	4056243	2075186	22743	21677	247	779	40	2050833	1610	
15-19 years.....	3950638	2000334	37749	36150	316	1231	52	1960911	1674	
20-24 years.....	4580933	2261205	392957	383566	644	8691	56	1866025	2223	
25-29 years.....	6100614	3024200	1573060	1534680	1651	36700	29	1449143	1997	
30-34 years.....	6627716	3318586	2600227	2532162	2849	65187	29	717134	1225	
35-39 years.....	5392271	2728335	2466052	2398599	3907	63509	37	261407	876	
40-44 years.....	4187886	2136346	2033679	1982650	4961	46039	29	102187	480	
45-49 years.....	3730399	1902097	1846079	1801070	7537	37446	26	55580	438	
50-54 years.....	3051306	1546535	1515818	1478370	10900	26522	26	30360	357	
55-59 years.....	2554812	1285931	1268297	1233064	15554	19662	17	17311	323	
60-64 years.....	1910548	960430	951228	918040	20736	12433	19	8957	245	
65 years and over ...	3455163	1702870	1690945	1522321	153327	15245	52	11017	908	
<i>Settled in rural areas</i> .....	<b>16782418</b>	<b>8598106</b>	<b>5576353</b>	<b>5404718</b>	<b>106014</b>	<b>65233</b>	<b>388</b>	<b>3017606</b>	<b>4147</b>	
10-14 years.....	1628142	834135	13483	12774	135	529	45	819992	660	
15-19 years.....	1504220	783059	28402	27401	195	746	60	753961	696	
20-24 years.....	1806985	972820	244298	239803	499	3941	55	727802	720	
25-29 years.....	2095858	1116578	673101	660975	1108	10981	37	442897	580	
30-34 years.....	1969394	1019824	854000	838580	1567	13824	29	165472	352	
35-39 years.....	1641427	842065	782439	768881	2054	11474	30	59391	235	
40-44 years.....	1327226	675917	652844	642154	2451	8210	29	22939	134	
45-49 years.....	1099688	550723	539519	530974	3110	5408	27	11086	118	
50-54 years.....	872227	427830	422382	415075	3878	3411	18	5356	92	
55-59 years.....	793572	382844	379530	371226	5834	2459	11	3221	93	
60-64 years.....	630239	291265	289333	280290	7513	1516	14	1848	84	
65 years and over ....	1413440	701046	697022	616585	77670	2734	33	3641	383	
<i>Unsettled</i> .....	<b>41042</b>	<b>22451</b>	<b>13019</b>	<b>12202</b>	<b>388</b>	<b>407</b>	<b>22</b>	<b>9366</b>	<b>66</b>	

**3. 31. POPULATION AGED 10 AND OVER BY AGE, SEX AND MARITAL STATUS IN URBAN AND RURAL AREAS (continued)**

Description	Female							
	Total female	Total	Ever married				Never married	Not stated
			Married	Widowed		Not stated		
				Husband death	Divorced			
1365 Census.....	16030975	10593537	9367259	1123084	103194	0	5127749	309689
1370 Multi-Round Census <sup>(1)</sup> .....	18657775	11622220	10432731	1107475	82014	0	6833463	202092
1375 Census .....	22379336	13366663	11911191	1344622	110850	0	8848648	164025
1385 Census.....	29278477	18766885	16596962	1891171	252288	26464	10369893	141699
1390 Census .....	31435818	21939237	19174337	2319997	442863	2040	9483224	13357
1395 Census .....	32859377	24255356	21140523	2398987	712782	3064	8596789	7232
<b>Settled in urban areas .....</b>	<b>24656474</b>	<b>18162123</b>	<b>15798551</b>	<b>1750624</b>	<b>610849</b>	<b>2099</b>	<b>6488714</b>	<b>5637</b>
10-14 years .....	1981057	17122	16510	142	349	121	1963201	734
15-19 years .....	1950304	340406	332841	652	6779	134	1609149	749
20-24 years .....	2319728	1232002	1198364	2915	30592	131	1086049	1677
25-29 years .....	3076414	2322553	2242012	9421	70998	122	753200	661
30-34 years .....	3309130	2811310	2677039	22326	111804	141	497501	319
35-39 years .....	2663936	2400425	2255234	39366	105686	139	263323	188
40-44 years .....	2051540	1923684	1781085	62207	80258	134	127766	90
45-49 years .....	1828302	1750621	1581424	100047	69010	140	77576	105
50-54 years .....	1504771	1457420	1264446	141101	51708	165	47235	116
55-59 years .....	1268881	1239858	1008900	194227	36597	134	28875	148
60-64 years .....	950118	933996	678701	233045	22081	169	15996	126
65 years and over .....	1752293	1732726	761995	945175	24987	569	18843	724
<b>Settled in rural areas .....</b>	<b>8184312</b>	<b>6080831</b>	<b>5330654</b>	<b>647411</b>	<b>101819</b>	<b>947</b>	<b>2101932</b>	<b>1549</b>
10-14 years .....	794007	20308	19895	84	249	80	773390	309
15-19 years .....	721161	232722	228237	541	3834	110	488216	223
20-24 years .....	834165	550406	537610	1944	10783	69	283604	155
25-29 years .....	979280	779442	757912	4939	16519	72	199712	126
30-34 years .....	949570	801826	774575	9118	18058	75	147663	81
35-39 years .....	799362	699503	668812	15582	15033	76	99798	61
40-44 years .....	651309	595729	561011	23517	11144	57	55534	46
45-49 years .....	548965	521686	478786	34261	8589	50	27239	40
50-54 years .....	444397	432045	381089	45019	5889	48	12309	43
55-59 years .....	410728	404296	334574	65247	4422	53	6374	58
60-64 years .....	338974	335626	249271	83389	2897	69	3284	64
65 years and over .....	712394	707242	338882	363770	4402	188	4809	343
<b>Unsettled .....</b>	<b>18591</b>	<b>12402</b>	<b>11318</b>	<b>952</b>	<b>114</b>	<b>18</b>	<b>6143</b>	<b>46</b>

1. Based on 10% sample.

Source: Statistical Centre of Iran.

**3.32. MEAN AGE OF POPULATION BY SEX IN URBAN AND RURAL AREAS**

Year	Total country			Urban areas		Rural areas	
	Both sexes	Male	Female	Male	Female	Male	Female
1355 Census .....	22.4	22.6	22.2	23.0	22.8	22.2	21.7
1365 Census .....	21.7	21.9	21.6	22.3	22.1	21.4	21.0
1370 Multi-Round Census .....	22.1	22.4	21.9	23.0	22.3	21.7	21.3
1375 Census .....	24.0	24.2	23.9	24.7	24.4	23.3	23.2
1385 Census .....	28.0	28.0	28.0	28.4	28.3	27.4	25.2
1390 Census.....	29.8	29.7	30.0	30.1	30.3	28.6	29.2
<b>1395 Census .....</b>	<b>31.1</b>	<b>30.9</b>	<b>31.3</b>	<b>31.3</b>	<b>31.6</b>	<b>29.7</b>	<b>30.5</b>

Source: Statistical Centre of Iran.

**3.33. MEDIAN AGE OF POPULATION BY SEX IN URBAN AND RURAL AREAS**

Year	Total country			Urban areas		Rural areas	
	Both sexes	Male	Female	Male	Female	Male	Female
1355 Census .....	17.4	17.1	17.7	18.7	18.6	15.4	16.7
1365 Census .....	17.0	17.0	17.0	18.4	18.3	15.5	15.7
1370 Multi-Round Census .....	17.6	17.7	17.5	19.0	18.6	16.3	16.2
1375 Census .....	19.4	19.4	19.5	20.5	20.4	17.9	18.3
1385 Census .....	23.9	24.0	23.9	24.6	24.4	22.2	22.2
1390 Census <sup>(1)</sup> .....	27.0	27.0	27.0	28.0	28.0	25.0	26.0
<b>1395 Census .....</b>	<b>30.0</b>	<b>30.0</b>	<b>30.0</b>	<b>30.0</b>	<b>30.0</b>	<b>28.0</b>	<b>28.0</b>

1. Median age is calculated based on unclassified data.

Source: Statistical Centre of Iran.

**3.34. MEAN AGE <sup>(1)</sup> AT FIRST MARRIAGE BY SEX IN URBAN AND RURAL AREAS**

Year	Total country		Urban areas		Rural areas	
	Male	Female	Male	Female	Male	Female
1355 Census .....	24.1	19.7	25.1	20.2	22.7	19.1
1365 Census .....	23.6	19.8	24.2	20.0	22.6	19.6
1370 Multi-Round Census .....	24.6	20.9	24.9	21.0	23.5	20.8
1375 Census .....	25.6	22.4	26.2	22.5	24.5	22.3
1385 Census .....	26.2	23.2	26.5	23.3	25.5	23.4
1390 Census.....	26.7	23.4	27.1	23.6	25.8	23.0
<b>1395 Census .....</b>	<b>27.4</b>	<b>23.0</b>	<b>27.8</b>	<b>23.4</b>	<b>26.5</b>	<b>22.0</b>

1. Mean age at first marriage is calculated according to Hajnal's method.

Source: Statistical Centre of Iran