

### *Introduction*

The country's first manufacturing survey was launched in the year 1342 by the former General Department of Public Statistics, for which the Ministry of Economics was an immediate replacement from the year 1343 to the year 1351. It kept on performing the job up to the year 1352, when the Ministry of Industries and Mines took the duty over.

The Statistical Centre of Iran (SCI) launched the first Survey of Large Manufacturing Establishments (with 10 or more workers) in the year 1351, which was annually repeated until the year 1366, except for the years 1356 and 1357.

Because of changes taken place in the country's industrial structure and the need for statistical survey of the manufacturing establishments, the Statistical Centre of Iran planned and implemented a comprehensive manufacturing survey in the year 1367, which was annually implemented till the year 1370.

Due to the fact that the large manufacturing establishments (with 10 or more workers), comprised the lion's share of the manufacturing sector, the SCI resumed the annual implementation of the Survey of Large Manufacturing Establishments in the year 1371, which was repeated in the years 1372 and 1373. Moreover, in the year 1373 the SCI conducted the National Census of Manufacturing and Mines (NCMM).

The second stage of the NCMM was implemented in the year 1374 based on the frame developed from the first stage, to provide data in detail for the year 1373 in this sector. During this stage, the data on manufacturing establishments with less than 6 workers were collected through a sample survey, while the data on those with 6 or more workers were gathered through a census.

In the year 1376, the data on manufacturing establishments for the years 1374 and 1375 were collected based on the developed frame and the establishments identified after the year 1373. The data on establishments with 10 and more workers were collected through a census, while the data on establishments with less than 10 workers were based on a sample survey only for the year 1375. Moreover, the survey for the manufacturing establishments with 10 or more workers has been taken since the year 1377 to collect and disseminate data in detail for the previous year by type of manufacturing activity. In the year 1381, the National Census of Establishments was conducted to collect a frame data set for the nation's economic activities- for both establishments and households' activities.

In the year 1382, based on the frame developed from the 1381 National Census of Establishments, the data for the manufacturing establishments with less than 10 workers were collected through a sample survey with a sample size of 50000, while the data for the establishments with 10 or more workers were gathered through a census. In the next years, based on the frame developed from the 1381 National Census of Establishments, a census was conducted to collect data on the establishments with 10 or more workers. The data resulted from this census are included in this chapter.

With respect to the importance of the household industries, a sample survey on these activities was implemented along with the NCMM in the years 1374 and 1376.

Also, data collection on new manufacturing permits has regularly been conducted by the Ministry of Industries and Mines since its involvement in statistical activities.

The information presented here comprises the data on manufacturing permits issued by the Ministry of Industry, Mine and Trade, selected data on characteristics and economic performance of manufacturing establishments and households with economic activities, resulted from the SCI's surveys, and data on general characteristics of manufacturing cooperatives covered by the Ministry of Cooperatives, labour and Social Welfare.

It should be mentioned that the data appeared in the tables 8.1 through 8.7 are related to the establishments supervised by the Ministry of Industry, Mine and Trade, so the data on refineries not covered by the Ministry are not included.

It is noteworthy that in the tables 8.8 through 8.17, for classifying activities of the manufacturing sector, the ISIC, Rev.4 has been used. Also, with regard to updating survey frame of establishments with 100 and more workers, the information related to the years 1394 and 1395 is based on the new frame and is provided in the 1398 Statistical Yearbook.

#### ***Definitions and concepts***

***Establishment licence (agreement in principle):*** is the primary permit issued for founding a manufacturing establishment.

***Trade licence (business licence):*** the permit granted to a person or a trade men to start and continue a business or a job for a specific place or with a given business tool according to the Article 5 of the Trade System Law.

***Exploitation licence:*** the permit granted to the manufacturing unit after going successfully through the test production, to be able to come into operation.

***Manufacturing establishment:*** a certain and fixed place where an accumulation of capital and labour force are invested for manufacturing one or more products.

#### ***Type of establishment ownership:***

***Public:*** refers to the establishments in which all or over 50% of the capital belongs to the ministries, government agencies, banks, Islamic Revolution institutions, municipalities, or other public sector bodies.

***Private (cooperative):*** refers to the establishments registered as cooperatives in which the whole or more than 50% of the shares belongs to the members of the cooperative.

***Private (non-cooperative):*** refers to the establishments in which all or over 50% of the capital belongs to persons.

***Employed (workers):*** see Chapter 5, "Agriculture, Forests & Fisheries", definitions and concepts.

***Employed members of households engaged in household industries:*** refer to the people aged 10 and over, engaged in manufacturing activities at the household's residence through all or part of the year.

To estimate the statistics on employed members, "Annual Average Number of the Employed" method is applied.

***Wage and salary:*** see Chapter 5, "Agriculture, Forests & Fisheries", definitions and concepts.

***Compensation of wage/salary earners:*** see Chapter 5, Definitions and concepts.

***Other payments (money, goods, etc.):*** see Chapter 5, Definitions and concepts.

***Investment (changes in non-financial assets):*** see Chapter 5, "Agriculture, Forests & Fisheries", definitions and concepts.

***Non-financial assets:*** see Chapter 5, "Agriculture, Forests & Fisheries", definitions and concepts.

***Raw and primary materials, semi-durable tools and instruments used:*** refer to materials brought to the establishment to undergo complementary physical or chemical changes. Such materials might be either raw or semi-finished, and are to be used in the next manufacturing operations (finishing, transforming, and assembling). Semi-durable used tools and instruments refer to work tools and instruments with a service life span of less than one

year used in the manufacturing activities of the establishment.

**Value added of manufacturing activities:** the output value less the input value.

**Manufacturing establishments productivity:** refers to the proportion of value-added to the number of establishments.

**Workforce productivity:** refers to the proportion of value-added to the number of workers.

**Industrial services:** refers to the contractual activities, minor repairs of buildings, machinery, office equipment and vehicles, as well as installation and putting products into operation.

**Non-industrial services:** refers to the renting of buildings and machinery, communications, commercial insurances, etc.

**Receipts and payments for non-industrial services:** refers to receipts and payments of the establishments for services like renting of buildings and machinery, communications, telecommunications, transport, auditing, legal and educational services, commissioning, etc.

**Manufacturing cooperatives:** are cooperatives that take action in various areas of industry according to the field of activity mentioned in their statutes through making use of their members' capitals, manpower and expertise.

**Hand-woven carpet cooperatives:** the cooperatives engaged in production of different kinds of hand-woven carpets and similar products by providing such services as preparing and distribution of raw materials.

### *Selected information*

In the year 1398, there were 29148 manufacturing establishments with 10 and more workers totaling 1803811 employed persons, which decreased by 0.1 percent and increased by 4 percent, respectively compared to the previous year. The ownership of 99.1 percent of the establishments was for the private sector and about 0.9 percent for the public sector.

Besides, out of the number of the employed, 25.7 percent were employed in the establishments with 10-49 workers, 12.6 percent in the establishments with 50-99 workers and 61.7 percent were employees of the establishments with 100 and more workers.

In the year 1398, the amount of investment made in manufacturing establishments with 10 and more workers was about 515834850 million rials, which decreased by about 19.4 percent in contrast to the previous year.

In the same year, value-added of the industrial activity of manufacturing establishments with 10 and more workers was 4650900175 million rials which increased by 49.1 percent compared to the preceding year. Out of the mentioned amount of value added, 23.8 percent is related to the production of chemicals and chemical products, 7.6 percent relates to other non-metallic mineral products, 19.5 percent is for the production of other basic metals, 3.5 percent goes to the production of motor vehicles, trailers and semi-trailers, 2.9 percent is for the production of machinery and unclassified equipment in other places, 3.0 percent is for the manufacture of pharmaceuticals, medicinal chemical and botanical products, 3.9 percent relates to the production of rubber and plastic products and 11.7 percent goes to the production of food and beverages.

In the year 1398, Bushehr, Khuzestan and Hormozgan Ostans with 2603072, 642861 and 544988 million rials had the highest manufacturing establishments productivity with 10 and more workers, respectively and also Bushehr, Khuzestan and Hormozgan Ostans with 19581.1, 5225.7 and 4700.7 million rials had the highest workers' productivity in manufacturing establishments with 10 and more workers, respectively.

### 8.1. LICENCES <sup>(1)</sup> ISSUED BY THE MINISTRY OF INDUSTRY, MINE AND TRADE FOR ESTABLISHING MANUFACTURING ESTABLISHMENTS BY TYPE OF ACTIVITY

Activity	(number)							
	1380	1385	1390	1395	1396	1397	1398	1399
<b>Total</b> .....	<b>17098</b>	<b>54288</b>	<b>15872</b>	<b>16897</b>	<b>20902</b>	<b>24404</b>	<b>28043</b>	<b>41343</b>
Manufacture of food products and beverages .....	2861	9849	2948	2732	3137	3380	3296	3795
manufacture of tobacco products and products of tobacco substitutes: cigarettes .....	2	7	2	9	17	23	24	46
Manufacture of textiles .....	1161	2683	529	752	826	867	1053	1241
Manufacture of wearing apparel; dressing and dyeing of fur .....	1164	1997	260	460	583	791	894	1442
Tanning and dressing of leather; manufacture of luggage, handbags, saddlery and harness; manufacture of footwear .....	230	506	79	130	139	188	364	310
Manufacture of wood and of products of wood and cork, except furniture; manufacture of articles of straw and plaiting materials....	405	1780	528	343	526	594	681	888
Manufacture of paper and paper products.....	600	1655	462	529	642	746	966	1096
Publishing, printing and reproduction of recorded media.....	63	204	33	53	71	56	61	61
Manufacture of coke, refined petroleum products and nuclear fuels	142	456	199	138	222	312	376	374
Manufacture of chemicals and chemical products.....	1298	3255	912	1545	1800	2498	3275	4544
Manufacture of rubber and plastic products .....	1340	6573	1846	1672	2103	2326	2748	3755
Manufacture of other non-metallic mineral products.....	2528	8674	3936	1970	2578	3304	3561	5594
Manufacture of basic metals .....	555	2089	606	598	791	610	706	933
Manufacture of fabricated metal products, except machinery and equipment .....	1289	4558	1353	1298	1740	2013	2492	3509
Manufacture of machinery and equipment n.e.c .....	1196	3572	797	1064	1367	1637	1801	2675
Manufacture of office, accounting and computing machinery.....	241	435	25	68	69	85	108	183
Manufacture of electric generators, transformers and electric apparatus .e.c.....	552	1495	351	466	599	646	802	1143
Manufacture of radio, television and communication equipment and apparatus.....	128	304	53	100	138	202	174	233
Manufacture of medical, precision and optical instruments, watches and clocks.....	169	372	113	288	343	447	545	1424
Manufacture of motor vehicles, trailers and semi-trailers.....	579	1306	280	368	393	495	572	768
Manufacture of other transport equipment.....	243	413	99	92	152	142	144	224
Manufacture of furniture; manufacturing n.e.c .....	279	1298	218	615	884	1069	1275	1854
Recycling .....	73	807	239	327	421	509	582	688
Production of energy .....	×	×	×	39	0	2	0	0
Supporting and auxiliary transport activities; travel agency activities .....	×	×	×	80	37	5	1	227
Computer and related activities.....	×	×	4	2	0	0	0	2232
Research and development.....	×	×	×	2	0	0	0	0
Other activities of engineering services .....	×	×	×	1150	1314	1440	1531	2097
Sewage and refuse disposal, sanitation and similar activities .....	×	×	×	6	10	15	11	7
Water collection, treatment and supply.....	×	×	×	1	0	2	0	0

1. Including new manufacturing establishments and expansion of existing establishments.

Source: Ministry of Industry, Mine and Trade.

**8.2. ESTABLISHMENT LICENCES ISSUED (1) BY THE MINISTRY OF INDUSTRY, MINE AND TRADE FOR MANUFACTURING ESTABLISHMENTS BY OSTAN AND FREE TRADE ZONE**

(number)

Description	1380	1385	1390	1395	1396	1397	1398	1399
<b>Total country</b> .....	<b>17098</b>	<b>54288</b>	<b>15872</b>	<b>16897</b>	<b>20902</b>	<b>24404</b>	<b>28043</b>	<b>41343</b>
East Azarbayejan .....	-	-	-	1026	1071	1435	1854	2109
West Azarbayejan.....	-	-	-	429	448	584	765	1988
Ardebil .....	-	-	-	334	346	442	441	607
Esfahan .....	-	-	-	952	1134	931	1352	1831
Alborz .....	-	-	-	447	456	514	691	993
Ilam.....	-	-	-	142	160	188	181	302
Bushehr.....	-	-	-	243	305	253	168	270
Tehran .....	-	-	-	751	888	959	1114	2273
Chaharmahal&Bakhtiyari.....	-	-	-	321	325	498	560	874
South Khorasan.....	-	-	-	164	190	237	221	388
Khorasan-e-Razavi .....	-	-	-	1445	1791	1664	2465	3710
North Khorasan.....	-	-	-	102	125	236	239	613
Khuzestan .....	-	-	-	516	730	953	1029	1648
Zanjan .....	-	-	-	495	597	766	1016	1499
Semnan .....	-	-	-	776	1155	2143	2240	2278
Sistan &Baluchestan.....	-	-	-	298	421	627	633	973
Fars .....	-	-	-	1249	1639	1661	1622	2734
Qazvin .....	-	-	-	391	482	542	648	943
Qom .....	-	-	-	868	1246	1798	997	1343
Kordestan.....	-	-	-	333	539	519	816	1224
Kerman .....	-	-	-	429	532	509	621	910
South of Kerma.....	-	-	-	-	-	103	85	157
Kermanshah .....	-	-	-	240	445	818	750	1718
Kohgiluyeh&Boyerahmad.....	-	-	-	116	139	136	166	194
Golestan.....	-	-	-	252	328	259	377	569
Gilan .....	-	-	-	620	630	444	355	287
Lorestan .....	-	-	-	446	481	393	408	625
Mazandaran .....	-	-	-	697	799	785	869	1403
Markazi.....	-	-	-	619	708	805	786	867
Hormozgan .....	-	-	-	209	357	504	518	586
Hamedan.....	-	-	-	327	573	610	850	1494
Yazd .....	-	-	-	1556	1604	1708	2901	3675
Aras Free Zone .....	-	-	-	27	45	52	70	28
Arvand Free Zone.....	-	-	-	6	16	9	6	7
Anzali Free Zone .....	-	-	-	27	30	38	40	13
Chabahar Free Zone.....	-	-	-	10	21	35	4	11
Qeshm Free Zone.....	-	-	-	6	3	12	0	12
Kish Free Zone .....	-	-	-	0	1	0	1	18
Maku Free Zone.....	-	-	-	16	34	92	55	32
Special economic zone .....	-	-	-	12	108	142	129	137

1. Including new manufacturing units and expansion of existing units.

Source: Ministry of Industry, Mine and Trade.

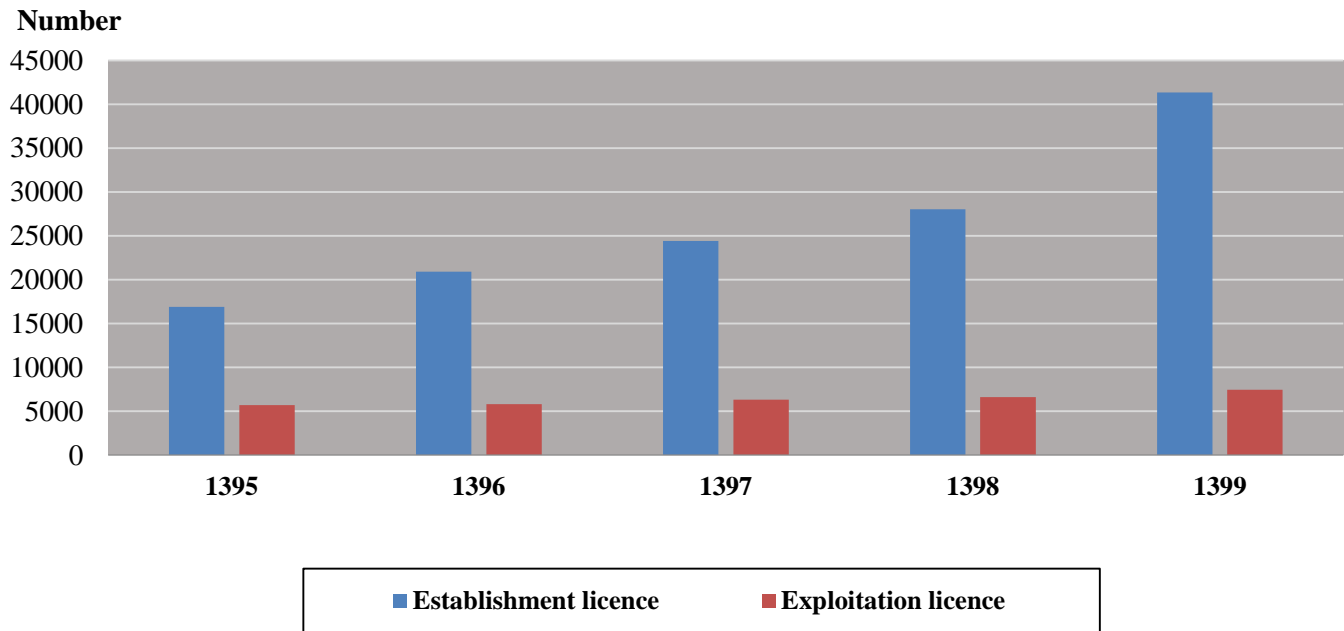
**8.3. EXPLOITATION LICENSES <sup>(1)</sup> ISSUED BY THE MINISTRY OF INDUSTRY, MINE AND TRADE FOR ESTABLISHING OF MANUFACTURING ESTABLISHMENTS, BY TYPE OF ACTIVITY** (number)

Activity	1380	1385	1390	1395	1396	1397	1398	1399
<b>Total</b> .....	<b>3550</b>	<b>6764</b>	<b>6292</b>	<b>5692</b>	<b>5803</b>	<b>6310</b>	<b>6612</b>	<b>7473</b>
Manufacture of food products and beverages .....	651	833	1151	810	862	823	913	947
Manufacture of tobacco products and products of tobacco substitutes: cigarettes .....	1	0	3	4	2	7	12	7
Manufacture of textiles .....	289	444	262	219	262	289	260	265
Manufacture of wearing apparel; dressing and dyeing of fur.....	193	115	65	80	68	93	78	90
Tanning and dressing of leather; manufacture of luggage, handbags, saddlery and harness; manufacture of footwear .....	111	60	51	28	85	54	43	39
Manufacture of wood and of products of wood and cork, except furniture; manufacture of articles of straw and plaiting materials.....	81	223	165	113	96	123	97	86
Manufacture of paper and paper products.....	106	168	163	127	145	142	172	163
Publishing, printing and reproduction of recorded media	24	28	11	22	21	18	24	12
Manufacture of coke, refined petroleum products and nuclear fuels .....	66	87	94	158	154	186	177	176
Manufacture of chemicals and chemical products .....	332	522	481	652	647	773	889	1120
Manufacture of rubber and plastic products.....	325	979	851	782	753	908	813	850
Manufacture of other non-metallic mineral products.....	407	1731	1177	646	547	719	715	760
Manufacture of basic metals .....	120	208	344	332	383	236	243	243
Manufacture of fabricated metal products, except machinery and equipment .....	267	438	519	381	380	434	464	516
Manufacture of machinery and equipment n.e.c. ....	229	399	373	372	393	452	499	596
Manufacture of office, accounting and computing machinery.....	29	27	17	23	21	39	53	50
Manufacture of electric generators, transformers and electric apparatus n.e.c .....	78	131	163	165	172	233	268	248
Manufacture of radio, television and communication equipment and apparatus.....	16	20	31	30	37	43	48	57
Manufacture of medical, precision and optical instruments, watches and clocks .....	25	34	53	120	133	104	137	528
Manufacture of motor vehicles, trailers and semi-trailers	114	136	128	120	107	128	147	180
Manufacture of other transport equipment.....	51	54	36	41	63	53	64	49
Manufacture of furniture; manufacturing n.e.c .....	25	100	88	117	105	113	100	115
Recycling .....	10	27	63	81	96	109	123	109
Production of energy .....	×	×	×	3	0	0	0	0
Supporting and auxiliary transport activities; travel agency activities.....	×	×	×	31	36	21	23	30
Computer and related activities.....	×	×	3	0	0	0	0	15
Other activities of engineering services .....	×	×	×	231	230	205	248	218
Sewage and refuse disposal, sanitation and similar activities .....	×	×	×	4	5	4	2	3
Water collection, treatment and supply.....	0	0	0	0	0	1	0	1

*1. Including exploitation licenses issued for starting new establishments, expansion of existing establishments and establishments without license.*

*Source: Ministry of Industry, Mine and Trade.*

**8.1. ESTABLISHMENT AND EXPLOITATION LICENCES ISSUED FOR MANUFACTURING ESTABLISHMENTS**



For data see Tables 8.1. & 8.3.

**8.4. EXPLOITATION LICENCES ISSUED <sup>(1)</sup> BY THE MINISTRY OF INDUSTRY, MINE AND TRADE FOR MANUFACTURING ESTABLISHMENTS BY OSTAN AND FREE TRADE ZONES**  
(number)

Description	1380	1385	1390	1395	1396	1397	1398	1399
<b>Total country .....</b>	<b>3550</b>	<b>6764</b>	<b>6292</b>	<b>5692</b>	<b>5803</b>	<b>6310</b>	<b>6612</b>	<b>7473</b>
East Azarbayejan .....	-	-	-	330	490	478	557	553
West Azarbayejan.....	-	-	-	172	189	213	229	206
Ardebil.....	-	-	-	101	105	127	123	228
Esfahan .....	-	-	-	485	516	651	577	508
Alborz.....	-	-	-	308	286	398	386	361
Ilam.....	-	-	-	26	37	29	41	44
Bushehr.....	-	-	-	45	44	37	36	55
Tehran .....	-	-	-	592	460	412	472	455
Chaharmahal&Bakhtiari..	-	-	-	69	63	90	112	139
South Khorasan.....	-	-	-	33	32	29	36	64
Khorasan-e-Razavi .....	-	-	-	348	305	391	440	503
North Khorasan.....	-	-	-	39	33	16	36	40
Khuzestan .....	-	-	-	168	147	157	146	193
Zanjan.....	-	-	-	130	162	118	139	154
Semnan .....	-	-	-	163	187	199	198	186
Sistan&Baluchestan.....	-	-	-	85	71	90	90	79
Fars .....	-	-	-	269	220	290	290	325
Qazvin .....	-	-	-	267	252	251	377	440
Qom .....	-	-	-	310	272	277	243	293
Kordestan.....	-	-	-	64	67	70	114	107
Kerman .....	-	-	-	151	131	124	135	176
South of Kerman.....	-	-	-	-	-	31	23	26
Kermanshah .....	-	-	-	100	98	80	86	109
Kohgiluyeh&Boyerahmad.	-	-	-	33	39	28	38	40
Golestan.....	-	-	-	130	123	144	139	204
Gilan .....	-	-	-	179	188	163	138	196
Lorestan .....	-	-	-	116	133	119	119	145
Mazandaran .....	-	-	-	193	220	210	215	245
Markazi.....	-	-	-	223	235	300	280	332
Hormozgan .....	-	-	-	98	104	93	76	81
Hamedan.....	-	-	-	76	74	79	77	110
Yazd .....	-	-	-	210	223	256	263	358
Aras Free Zone .....	-	-	-	44	46	42	73	63
Arvand Free Zone.....	-	-	-	21	28	49	28	53
Anzali Free Zone .....	-	-	-	53	37	40	77	65
Chabahar Free Zone.....	-	-	-	12	32	36	9	37
Qeshm Free Zone.....	-	-	-	24	18	38	18	18
Kish Free Zone .....	-	-	-	0	0	1	0	21
Maku Free Zone.....	-	-	-	13	53	30	33	50
Special economic zone .....	-	-	-	12	83	124	143	211

1. Including exploitation licenses issued for starting new establishments, expansion of existing establishments and establishments without license.

Source: Ministry of Industry, Mine and Trade.



**8.5. VACANCIES CREATED IN MANUFACTURING ESTABLISHMENTS WITH  
EXPLOITATION LICENCE <sup>(1)</sup> ISSUED BY THE MINISTRY INDUSTRIES, MINE AND  
TRAD, BY TYPE OF ACTIVITY**

Activity	1380	1385	1390	1395	1396	1397	1398	1399
<b>Total</b> .....	<b>74578</b>	<b>126155</b>	<b>109100</b>	<b>89984</b>	<b>104431</b>	<b>109586</b>	<b>108931</b>	<b>142141</b>
Manufacture of food products and beverages .....	14245	19762	18719	13893	19192	15662	15571	16147
Manufacture of tobacco products and products of tobacco substitutes: cigarettes .....	15	0	65	31	445	538	395	322
Manufacture of textiles .....	6564	10275	4954	5433	6951	5677	5410	6225
Manufacture of wearing apparel; dressing and dyeing of fur Tanning and dressing of leather; manufacture of luggage, handbags, saddlery and harness; manufacture of footwear..	2708	1477	978	1432	1461	1634	2270	1753
Manufacture of wood and of products of wood and cork, except furniture; manufacture of articles of straw and plaiting materials.....	1211	834	497	272	751	763	738	1293
Manufacture of paper and paper products.....	992	2764	1817	2184	1599	2331	1423	1518
Publishing, printing and reproduction of recorded media....	1353	2860	2401	2077	2240	2882	2251	2651
Manufacture of coke, refined petroleum products and nuclear fuels .....	229	424	125	318	191	246	351	130
Manufacture of chemicals and chemical products .....	1126	1218	3230	2066	1651	6854	4861	4982
Manufacture of rubber and plastic products.....	13037	10485	8857	8377	10750	11856	15564	18571
Manufacture of other non-metallic mineral products.....	3856	12429	10797	8722	9518	9541	8703	9222
Manufacture of basic metals .....	9252	25090	18215	8364	9306	9300	9585	9518
Manufacture of fabricated metal products, except machinery and equipment .....	2496	7421	9496	8115	11121	9616	10572	11155
Manufacture of machinery and equipment n.e.c. ....	3869	9038	8620	5850	5989	7788	6520	8472
Manufacture of office, accounting and computing machinery.....	4088	7639	6877	5892	6058	7263	8176	11418
Manufacture of electric generators, transformers and electric apparatus n.e.c .....	361	540	417	470	245	374	1095	1093
Manufacture of radio, television and communication equipment and apparatus.....	2692	4654	3741	3761	2770	4057	4734	6509
Manufacture of medical, precision and optical instruments, watches and clocks.....	197	762	829	1055	1160	501	487	1511
Manufacture of motor vehicles, trailers and semi-trailers....	574	486	688	3586	2998	2014	1739	10449
Manufacture of other transport equipment.....	2727	4557	4463	3195	4145	4988	3218	10676
Manufacture of furniture; manufacturing n.e.c .....	2445	1804	1164	689	1147	1030	1025	2823
Recycling .....	412	1300	1076	1503	1468	1319	1335	1596
Production of energy .....	129	336	1072	702	902	874	842	754
Supporting and auxiliary transport activities; travel agency activities .....	×	×	×	31	0	0	0	0
Computer and related activities.....	×	×	×	222	570	306	117	340
Other activities of engineering services .....	×	×	2	0	0	0	0	153
Sewage and refuse disposal, sanitation and similar activities	×	×	×	1711	1766	2076	1944	2838
Water collection, treatment and supply.....	×	×	×	33	37	10	5	12
	×	×	×	×	×	86	0	10

1. Including exploitation licenses issued for starting new establishments, expansion of existing establishments and establishments without license.

Source: Ministry of Industry, Mine and Trade.

**8.6. INVESTMENT IN MANUFACTURING ESTABLISHMENTS WITH EXPLOITATION LICENCE <sup>(1)</sup> ISSUED BY THE MINISTRY OF INDUSTRIES, MINE AND TRADE, BY TYPE OF ACTIVITY** (billion rials)

Activity	1380	1385	1390	1395	1396	1397	1398	1399
<b>Total</b> .....	<b>13023</b>	<b>77172</b>	<b>155962</b>	<b>294816</b>	<b>293396</b>	<b>643307</b>	<b>682665</b>	<b>2069678</b>
Manufacture of food products and beverages .....	2070	11180	25780	37324	28928	39500	100094	77257
Manufacture of tobacco products and products of tobacco substitutes: cigarettes .....	2	0	135	327	8090	1383	3518	3327
Manufacture of textiles .....	931	3548	7504	10727	17437	18830	23918	43330
Manufacture of wearing apparel; dressing and dyeing of fur.....	40	122	68	787	746	1438	2376	1475
Tanning and dressing of leather; manufacture of luggage, handbags, saddlery and harness; manufacture of footwear .....	84	245	177	403	803	888	792	1993
Manufacture of wood and of products of wood and cork, except furniture; manufacture of articles of straw and plaiting materials.....	69	1038	1690	11211	5047	8988	11224	19857
Manufacture of paper and paper products.....	89	970	1895	11521	5314	12813	13539	21501
Publishing, printing and reproduction of recorded media	54	200	166	796	452	869	6036	1688
Manufacture of coke, refined petroleum products and nuclear fuels .....	160	657	18366	26310	6619	209103	67835	728415
Manufacture of chemicals and chemical products .....	2729	19781	19530	50181	34142	129960	93314	415187
Manufacture of rubber and plastic products.....	1498	7158	8670	15168	20151	35117	29554	54045
Manufacture of other non-metallic mineral products.....	1492	11219	23778	28874	29524	34229	38196	70227
Manufacture of basic metals .....	1006	9713	27037	59033	89423	75677	206225	385798
Manufacture of fabricated metal products, except machinery and equipment .....	539	4528	6646	8602	10550	31847	23740	53107
Manufacture of machinery and equipment n.e.c. ....	514	1660	4801	7519	9188	13312	16529	43708
Manufacture of office, accounting and computing machinery.....	34	253	221	198	67	314	1232	1173
Manufacture of electric generators, transformers and electric apparatus n.e.c .....	377	1921	1851	8787	3145	6730	21136	18538
Manufacture of radio, television and communication equipment and apparatus.....	8	158	184	897	1144	333	713	9057
Manufacture of medical, precision and optical instruments, watches and clocks .....	45	189	451	2978	3028	2207	3403	28506
Manufacture of motor vehicles, trailers and semi-trailers	1167	1966	2873	4444	5114	10904	8518	45782
Manufacture of other transport equipment.....	82	342	388	1722	8839	802	1648	14180
Manufacture of furniture; manufacturing n.e.c .....	25	223	421	2308	1255	1455	2214	6359
Recycling .....	9	101	3330	1169	1298	2118	2609	3105
Production of energy .....	×	×	×	333	0	0	0	0
Supporting and auxiliary transport activities; travel agency activities.....	×	×	×	1776	1365	1029	773	2022
Computer and related activities.....	×	×	//	0	0	0	0	4584
Other activities of engineering services .....	×	×	×	1389	1687	2685	3524	15126
Sewage and refuse disposal, sanitation and similar activities .....	×	×	×	31	39	346	5	20
Water collection, treatment and supply.....	×	×	×	×	×	432	0	310

1. Including exploitation licenses issued for starting new establishments, expansion of existing establishments and establishments without license.

Source: Ministry of Industry, Mine and Trade.

**8.7. TRADE LICENCES ISSUED BY THE MINISTRY OF INDUSTRY, MINE AND TRADE FOR  
TRADE UNITS BY OSTAN, THE YEAR 1399**

(number)

Ostan	Total	Service	Manufacturing	Distributive	Technical service
<b>Total country .....</b>	<b>626653</b>	<b>101662</b>	<b>115766</b>	<b>311740</b>	<b>97485</b>
East Azarbayejan.....	29328	4682	6978	13678	3990
West Azarbayejan.....	26756	4255	4886	13126	4489
Ardebil.....	9539	1565	1637	5033	1304
Esfahan .....	46638	7164	10936	20606	7932
Alborz.....	22894	5389	3582	10930	2993
Ilam.....	7812	728	1370	4476	1238
Bushehr.....	11158	1446	1483	6622	1607
Tehran .....	82521	14821	18070	39839	9791
Chaharmahal&Bakhtiari.....	3215	421	495	1777	522
South Khorasan.....	7690	923	1455	4082	1230
Khorasan-e-Razavi .....	6927	920	1433	3255	1319
North Khorasan.....	56259	9725	10068	28316	8150
Khuzestan .....	6387	749	1277	3108	1253
Zanjan.....	23438	3323	3267	12916	3932
Semnan .....	8153	873	1839	3993	1448
Sistan & Baluchestan.....	7274	1021	1122	3744	1387
Fars .....	11417	1982	1609	5772	2054
Qazvin .....	28764	4633	4267	15109	4755
Qom .....	10270	1481	1800	4972	2017
Kordestan.....	8634	1075	2183	4125	1251
Kerman .....	12436	1829	2223	6228	2156
South of Kerman.....	17426	2141	2882	9264	3139
Kermanshah .....	15371	2123	2973	7645	2630
Kohgiluyeh&Boyerahmad.....	5124	766	673	2918	767
Golestan.....	16153	1958	2851	8738	2606
Gilan .....	29842	6822	4297	14192	4531
Lorestan .....	13645	1679	2298	7459	2209
Mazandaran .....	40769	8967	7206	18102	6494
Markazi.....	14903	1873	3033	7495	2502
Hormozgan .....	12464	1556	1639	7425	1844
Hamedan.....	17244	2707	3413	8539	2585
Yazd .....	13227	1751	2469	6293	2714
Nationwide syndicates.....	2975	314	52	1963	646

Source: Ministry of Industry, Mine and Trade.

### 8.8. MANUFACTURING ESTABLISHMENTS WITH 10 OR MORE WORKERS BY TYPE OF ACTIVITY, OWNERSHIP AND SIZE

Year and activity	Total establishments			
	Total	10-49 workers	50-99 workers	100 and more workers
1385.....	23732	18995	2367	2370
1390.....	27477	21489	3167	2821
1394.....	33462	27106	3371	2985
1395.....	31309	24981	3332	2995
1396.....	30332	24161	3154	3017
1397.....	29170	23060	3169	2941
<b>1398.....</b>	<b>29148</b>	<b>22614</b>	<b>3351</b>	<b>3183</b>
Manufacture of food products .....	5157	4062	589	506
Manufacture of beverages.....	198	136	30	33
Manufacture of tobacco products.....	20	7	3	10
Manufacture of textiles .....	1625	1142	232	252
Manufacture of wearing apparel .....	402	341	36	25
Manufacture of leather and related products.....	350	304	27	19
Manufacture of wood and of products of wood and cork, except furniture; manufacture of articles of straw and plaiting materials .....	381	303	40	38
Manufacture of paper and paper products.....	629	444	102	84
Printing and reproduction of recorded media.....	523	456	40	27
Manufacture of coke, refined petroleum products .....	328	256	35	37
Manufacture of chemicals and chemical products .....	1700	1253	207	239
Manufacture of pharmaceuticals, medicinal chemical and botanical products .....	319	145	64	110
Manufacture of rubber and plastic products.....	2650	2148	323	179
Manufacture of other non-metallic mineral products...	5353	4629	319	405
Manufacture of basic metals .....	1188	726	206	256
Manufacture of fabricated metal products, except machinery and equipment .....	2594	2089	314	191
Manufacture of computer, electronic and optical products.....	365	268	42	55
Manufacture of electrical equipment .....	1249	879	198	171
Manufacture of machinery and equipment n.e.c. ....	1875	1438	241	196
Manufacture of motor vehicles, trailers and semi-trailers .....	904	517	151	237
Manufacture of other transport equipment.....	167	105	27	35
Manufacture of furniture .....	633	555	46	33
Manufacture of other manufacturing n.e.c.....	470	360	77	33
Repair and installation of machinery and equipment...	68	52	3	13

**8.8. MANUFACTURING ESTABLISHMENTS WITH 10 OR MORE WORKERS BY TYPE OF ACTIVITY, OWNERSHIP AND SIZE (continued)**

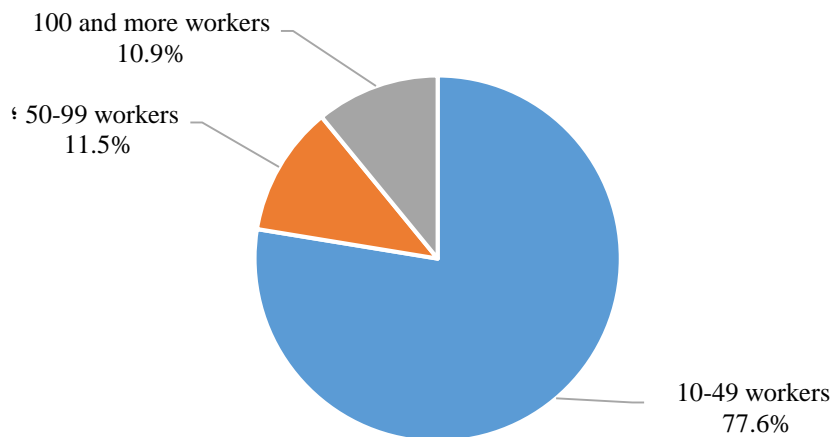
Year and activity	Private			
	Total	10-49 workers	50-99 workers	100 and more workers
1385.....	23173	18760	2284	2129
1390.....	27122	21316	3119	2687
1394.....	33072	26926	3324	2822
1395.....	30941	24813	3282	2847
1396.....	30153	24070	3123	2960
1397.....	29001	22937	3148	2916
<b>1398.....</b>	<b>28887</b>	<b>22496</b>	<b>3322</b>	<b>3068</b>
Manufacture of food products .....	5111	4042	578	491
Manufacture of beverages.....	191	134	29	29
Manufacture of tobacco products.....	18	7	3	8
Manufacture of textiles .....	1620	1140	232	248
Manufacture of wearing apparel .....	400	340	37	24
Manufacture of leather and related products.....	350	304	27	19
Manufacture of wood and of products of wood and cork, except furniture; manufacture of articles of straw and plaiting materials	378	303	40	36
Manufacture of paper and paper products.....	627	444	102	82
Printing and reproduction of recorded media.....	517	453	39	25
Manufacture of coke, refined petroleum products .....	320	255	34	31
Manufacture of chemicals and chemical products .....	1685	1250	203	232
Manufacture of pharmaceuticals, medicinal chemical and botanical products.....	311	145	62	104
Manufacture of rubber and plastic products.....	2643	2145	322	176
Manufacture of other non-metallic mineral products.....	5278	4573	316	389
Manufacture of basic metals .....	1173	725	206	242
Manufacture of fabricated metal products, except machinery and equipment.....	2578	2079	311	189
Manufacture of computer, electronic and optical products.....	364	268	42	53
Manufacture of electrical equipment .....	1241	878	198	165
Manufacture of machinery and equipment n.e.c.....	1872	1438	241	194
Manufacture of motor vehicles, trailers and semi-trailers.....	893	517	150	226
Manufacture of other transport equipment.....	161	104	27	30
Manufacture of furniture .....	626	547	46	33
Manufacture of other manufacturing n.e.c. ....	466	357	77	32
Repair and installation of machinery and equipment.....	63	50	2	11

**8.8. MANUFACTURING ESTABLISHMENTS WITH 10 OR MORE WORKERS BY TYPE OF ACTIVITY, OWNERSHIP AND SIZE (continued)**

Year and activity	Public			
	Total	10-49 workers	50-99 workers	100 and more workers
1385.....	559	235	83	241
1390.....	355	173	48	134
1394.....	390	180	48	163
1395.....	367	169	51	148
1396.....	179	91	31	57
1397.....	169	123	21	25
<b>1398.....</b>	<b>262</b>	<b>118</b>	<b>29</b>	<b>115</b>
Manufacture of food products .....	46	20	11	15
Manufacture of beverages .....	8	3	1	4
Manufacture of tobacco products.....	2	0	0	2
Manufacture of textiles .....	5	1	0	4
Manufacture of wearing apparel .....	2	1	0	1
Manufacture of leather and related products.....	0	0	0	0
Manufacture of wood and of products of wood and cork, except furniture; manufacture of articles of straw and plaiting materials .....	2	0	0	2
Manufacture of paper and paper products.....	2	0	0	2
Printing and reproduction of recorded media.....	6	3	1	2
Manufacture of coke, refined petroleum products .....	8	1	1	6
Manufacture of chemicals and chemical products .....	15	4	4	7
Manufacture of pharmaceuticals, medicinal chemical and botanical products .....	8	0	2	6
Manufacture of rubber and plastic products.....	7	3	1	3
Manufacture of other non-metallic mineral products.....	75	56	3	16
Manufacture of basic metals .....	15	1	0	14
Manufacture of fabricated metal products, except machinery and equipment .....	16	11	3	2
Manufacture of computer, electronic and optical products.....	2	0	0	2
Manufacture of electrical equipment .....	8	2	0	6
Manufacture of machinery and equipment n.e.c. ....	2	0	0	2
Manufacture of motor vehicles, trailers and semi-trailers.....	12	0	1	11
Manufacture of other transport equipment.....	6	1	0	5
Manufacture of furniture .....	7	7	0	0
Manufacture of other manufacturing n.e.c. ....	4	3	0	1
Repair and installation of machinery and equipment.....	5	2	1	2

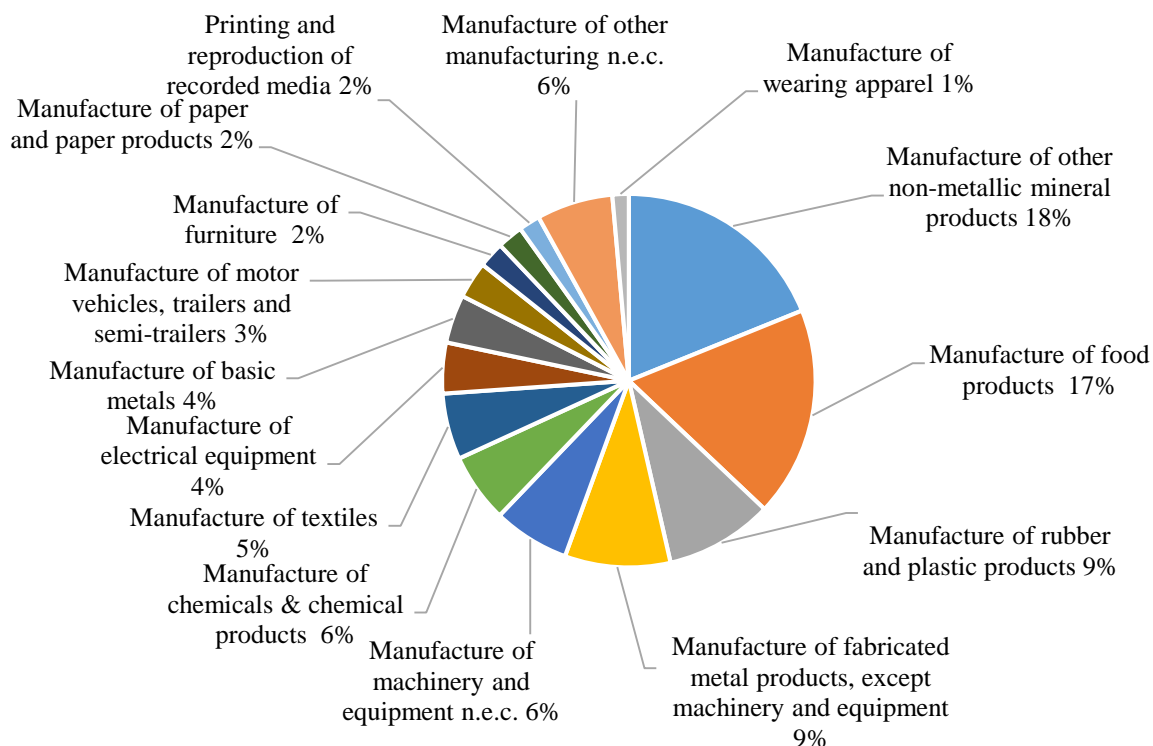
Source: Statistical Centre of Iran.

**8.2.DISTRIBUTION OF NATIONAL MANUFACTURING ESTABLISHMENTS WITH 10 AND MORE WORKERS BY SIZE, THE YEAR: 1398**



For data see Table 8.8.

**8.3. MANUFACTURING ESTABLISHMENTS WITH 10 AND MORE WORKERS BY TYPE OF ACTIVITY, THE YEAR: 1398**



For data see Table 8.8.

**8.9. MANUFACTURING ESTABLISHMENTS WITH 10 OR MORE WORKERS BY TYPE OF OWNERSHIP, SIZE AND OSTAN, THE YEAR 1398**

Ostan	Total establishments			
	Total	10-49 workers	50-99 workers	100 and more workers
<b>Total country .....</b>	<b>29148</b>	<b>22614</b>	<b>3351</b>	<b>3183</b>
East Azarbayejan.....	1735	1347	212	177
West Azarbayejan .....	687	593	49	45
Ardebil .....	261	218	24	20
Esfahan .....	3702	2937	431	333
Alborz .....	1655	1095	305	254
Ilam .....	40	32	3	5
Bushehr .....	211	160	16	35
Tehran .....	5553	4226	685	643
Chaharmahal&Bakhtiari .....	236	190	21	25
South Khorasan .....	145	118	14	13
Khorasan-e-Razavi.....	2258	1824	204	229
North Khorasan .....	135	115	8	12
Khuzestan .....	647	480	69	97
Zanjan .....	475	323	76	76
Semnan.....	963	816	72	76
Sistan&Baluchestan .....	407	379	18	9
Fars .....	1271	1072	103	95
Qazvin .....	1304	994	120	190
Qom .....	748	559	116	73
Kordestan .....	225	187	21	17
Kerman .....	675	540	71	64
Kermanshah .....	262	210	22	30
Kohgiluyeh&Boyerahmad .....	64	56	4	4
Golestan .....	425	347	47	32
Gilan.....	843	653	99	91
Lorestan.....	341	288	34	19
Mazandaran .....	1129	883	138	109
Markazi .....	1132	783	159	190
Hormozgan.....	252	190	33	29
Hamedan .....	388	316	39	33
Yazd .....	979	683	137	159



**8.9. MANUFACTURING ESTABLISHMENTS WITH 10 OR MORE WORKERS BY TYPE OF OWNERSHIP, SIZE AND OSTAN, THE YEAR 1398 (continued)**

Ostan	Private			
	Total	10-49 workers	50-99 workers	100 and more workers
<b>Total country .....</b>	<b>28887</b>	<b>22496</b>	<b>3322</b>	<b>3068</b>
East Azarbayejan.....	1723	1339	212	172
West Azarbayejan .....	673	583	49	41
Ardebil .....	244	203	23	19
Esfahan .....	3688	2932	430	326
Alborz .....	1650	1096	304	251
Ilam .....	38	32	3	3
Bushehr .....	210	160	16	34
Tehran .....	5504	4215	683	607
Chaharmahal&Bakhtiari .....	230	185	20	25
South Khorasan .....	143	117	14	12
Khorasan-e-Razavi.....	2246	1825	202	219
North Khorasan.....	130	112	8	10
Khuzestan .....	636	472	68	95
Zanjan .....	455	319	76	61
Semnan.....	963	816	72	75
Sistan&Baluchestan .....	402	376	17	8
Fars .....	1264	1070	101	92
Qazvin .....	1303	993	120	189
Qom .....	746	558	116	72
Kordestan .....	222	184	21	17
Kerman .....	660	530	69	61
Kermanshah .....	252	202	21	29
Kohgiluyeh&Boyerahmad .....	61	54	3	4
Golestan .....	417	340	46	31
Gilan.....	838	652	98	90
Lorestan.....	339	287	34	18
Mazandaran.....	1114	873	136	106
Markazi .....	1125	783	156	186
Hormozgan.....	249	189	32	27
Hamedan .....	385	315	38	32
Yazd .....	977	683	137	157

**8.9. MANUFACTURING ESTABLISHMENTS WITH 10 OR MORE WORKERS BY TYPE OF OWNERSHIP, SIZE AND OSTAN, THE YEAR 1398 (continued)**

Ostan	Public			
	Total	10-49 workers	50-99 workers	100 and more workers
<b>Total country .....</b>	<b>262</b>	<b>118</b>	<b>29</b>	<b>115</b>
East Azarbayejan.....	13	8	0	5
West Azarbayejan .....	14	10	0	4
Ardebil .....	17	15	1	1
Esfahan .....	14	6	1	7
Alborz .....	5	0	2	3
Ilam .....	2	0	0	2
Bushehr .....	1	0	0	1
Tehran .....	49	10	3	36
Chaharmahal&Bakhtiari .....	6	5	1	0
South Khorasan .....	1	0	0	1
Khorasan-e-Razavi.....	12	0	2	10
North Khorasan .....	6	4	0	2
Khuzestan .....	12	9	1	2
Zanjan .....	20	5	0	15
Semnan.....	1	0	0	1
Sistan&Baluchestan .....	5	3	1	1
Fars .....	7	2	2	3
Qazvin .....	1	0	0	1
Qom .....	2	0	1	1
Kordestan .....	3	3	0	0
Kerman .....	16	11	2	3
Kermanshah .....	10	8	1	1
Kohgiluyeh&Boyerahmad .....	3	2	1	0
Golestan .....	8	6	1	1
Gilan.....	5	2	2	1
Lorestan.....	2	1	0	1
Mazandaran.....	15	10	2	3
Markazi .....	7	0	3	4
Hormozgan.....	3	0	1	2
Hamedan .....	3	1	1	1
Yazd .....	2	0	0	2

Source: Statistical Centre of Iran.

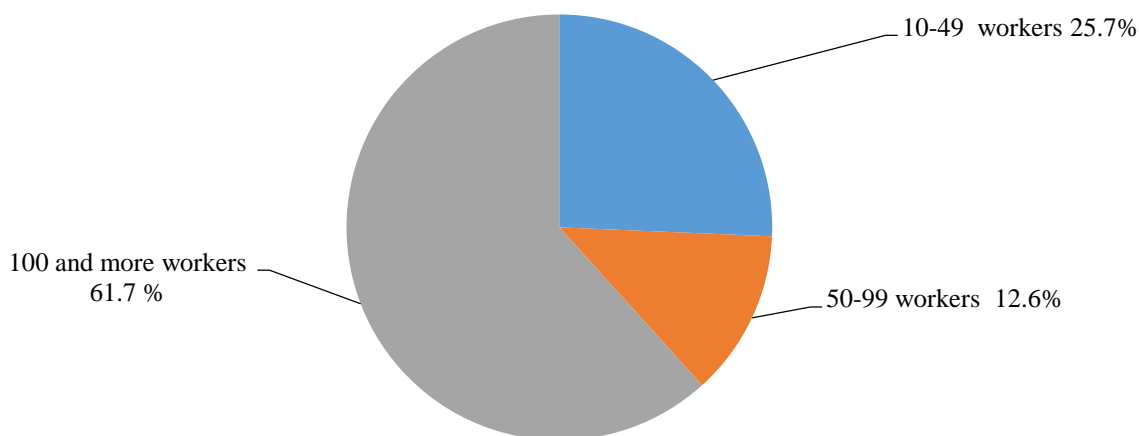
**8.10. NUMBER OF WORKERS IN MANUFACTURING ESTABLISHMENTS WITH 10 OR MORE WORKERS BY PAID AND UNPAID WORKERS**

Year and size of establishments	Total workers	Paid workers			Unpaid workers		
		Both sexes	Male	Female	Both sexes	Male	Female
1385.....	1330540	1318007	1196284	121723	12533	12190	343
1390.....	1643015	1634497	1475405	159092	8519	8284	234
1394 <sup>(1)</sup> .....	1792968	1774700	1573329	201371	18268	17619	650
1395.....	1788651	1770864	1565099	205764	17788	17160	628
1396 <sup>(1)</sup> .....	1777569	1760060	1556018	204042	17509	16880	629
1397.....	1733789	1716558	1518340	198218	17231	16277	954
<b>1398.....</b>	<b>1803811</b>	<b>1785995</b>	<b>1577373</b>	<b>208622</b>	<b>17815</b>	<b>16918</b>	<b>897</b>
10-49 workers .....	463103	446761	390573	56188	16343	15527	816
50-99 workers .....	227856	226868	193518	33350	988	925	63
100 and more workers.....	1112852	1112367	993282	119085	485	467	18

1. Revised figures.

Source: Statistical Centre of Iran.

**8.4. DISTRIBUTION OF NATIONAL MANUFACTURING ESTABLISHMENTS WITH 10 AND MORE WORKERS BY SIZE, THE YEAR 1398**



For data see Table 8.10.

### 8.11. NUMBER OF WORKERS IN MANUFACTURING ESTABLISHMENTS WITH 10 OR MORE WORKERS BY TYPE OF ACTIVITY AND SIZE , THE YEAR 1398

Activity	Total	10-49 workers	50-99 workers	100 and more workers
<b>Total .....</b>	<b>1803811</b>	<b>463103</b>	<b>227856</b>	<b>1112852</b>
Manufacture of food products .....	304118	84968	40507	178644
Manufacture of beverages .....	15933	2768	1978	11187
Manufacture of tobacco products.....	6182	131	177	5874
Manufacture of textiles .....	103566	24953	16218	62396
Manufacture of wearing apparel .....	13812	6567	2355	4890
Manufacture of leather and related products.....	11351	4902	1879	4570
Manufacture of wood and of products of wood and cork, except furniture; manufacture of articles of straw and plaiting materials .....	16422	5640	2779	8003
Manufacture of paper and paper products.....	35296	9915	6650	18731
Printing and reproduction of recorded media.....	17262	8276	2586	6401
Manufacture of coke, refined petroleum products .....	45683	5335	2388	37960
Manufacture of chemicals and chemical products .....	139555	25853	14521	99181
Manufacture of pharmaceuticals, medicinal chemical and botanical products.....	39887	3500	4502	31885
Manufacture of rubber and plastic products.....	114327	45744	22059	46525
Manufacture of other non-metallic mineral products	233060	89287	20803	122969
Manufacture of basic metals.....	162531	16133	14292	132106
Manufacture of fabricated metal products, except machinery and equipment.....	109593	40830	20246	48517
Manufacture of computer, electronic and optical products.....	24726	5927	2946	15853
Manufacture of electrical equipment.....	85742	18722	13747	53272
Manufacture of machinery and equipment n.e.c.....	92480	29246	16345	46889
Manufacture of motor vehicles, trailers and semi-trailers.....	161521	12188	10490	138843
Manufacture of other transport equipment.....	23369	2109	1854	19406
Manufacture of furniture .....	20318	10468	2881	6969
Manufacture of other manufacturing n.e.c. ....	22043	8545	5475	8023
Repair and installation of machinery and equipment....	5034	1097	179	3758

Source: Statistical Centre of Iran.

### 8.12. NUMBER OF WORKERS IN MANUFACTURING ESTABLISHMENTS WITH 10 OR MORE WORKERS BY OSTAN AND SIZE, THE YEAR 1398

Ostan	Total	10-49 workers	50-99 workers	100 and more workers
<b>Total country .....</b>	<b>1803811</b>	<b>463103</b>	<b>227856</b>	<b>1112852</b>
East Azarbayejan.....	109089	27448	14035	67607
West Azarbayejan .....	27319	12102	3373	11844
Ardebil .....	12349	4154	1557	6638
Esfahan .....	205481	60000	29563	115918
Alborz .....	112408	23701	20976	67730
Ilam .....	3265	601	226	2438
Bushehr .....	28050	3231	1081	23738
Tehran .....	401411	87637	45992	267782
Chaharmahal&Bakhtiari .....	10564	3226	1541	5797
South Khorasan .....	7096	2041	1005	4050
Khorasan-e-Razavi.....	116792	37764	13810	65218
North Khorasan .....	9188	2598	540	6050
Khuzestan .....	79593	9066	4690	65837
Zanjan .....	36113	7031	5679	23404
Semnan.....	40446	17542	4919	17984
Sistan&Baluchestan .....	10437	7152	1288	1997
Fars .....	58939	20583	7199	31158
Qazvin .....	81047	20462	8538	52047
Qom .....	35619	12033	7699	15887
Kordestan .....	8955	3611	1495	3849
Kerman .....	46305	9759	4809	31736
Kermanshah .....	16041	4216	1537	10288
Kohgiluyeh&Boyerahmad .....	3160	1294	252	1614
Golestan .....	16380	7444	3139	5796
Gilan.....	42623	11838	6518	24268
Lorestan.....	13326	5384	2025	5917
Mazandaran.....	65968	19066	9215	37687
Markazi .....	88140	16937	11183	60020
Hormozgan.....	30082	3982	2135	23965
Hamedan .....	17311	6694	2561	8055
Yazd .....	70319	14508	9276	46535

Source: Statistical Centre of Iran

**8.13. COMPENSATION OF WAGE AND SALARY EARNERS IN MANUFACTURING ESTABLISHMENTS WITH 10 AND MORE WORKERS BY SEX** (mln rials)

Year and size of establishments	Both sexes		
	Total	Wages and salaries	Other payments
1385.....	73005550	42638803	30366747
1390.....	184747017	115707147	69039870
1394 <sup>(1)</sup> .....	419757914	274487369	145270545
1395 <sup>(1)</sup> .....	500438932	333639093	166799839
1396 <sup>(1)</sup> .....	585721335	394609920	191111414
1397.....	665538249	447079517	218458732
<b>1398.....</b>	<b>886159398</b>	<b>652335294</b>	<b>233824105</b>
10-49 workers .....	149144259	120831874	28312384
50-99 workers .....	79583212	61075705	18507507
100 and more workers .....	657431928	470427715	187004213

Year and size of establishments	Male			Female		
	Total	Wages and salaries	Other payments	Total	Wages and salaries	Other payments
1385.....	67806035	39227761	28578274	5199515	3411042	1788473
1390.....	170428337	106166951	64261386	14318679	9540196	4778484
1394 <sup>(1)</sup> .....	383708451	250095072	133613379	36049464	24392298	11657166
1395 <sup>(1)</sup> .....	455034627	303161907	151872720	45404305	30477186	14927119
1396 <sup>(1)</sup> .....	532908553	358150806	174757747	52812781	36459115	16353667
1397.....	604126575	404970404	199156172	61411674	42109113	19302560
<b>1398.....</b>	<b>802192326</b>	<b>588327886</b>	<b>213864440</b>	<b>83967072</b>	<b>64007407</b>	<b>19959665</b>
10-49 workers .....	131691142	106428982	25262160	17453117	14402892	3050224
50-99 workers .....	68704324	52635775	16068548	10878888	8439929	2438959
100 and more workers .....	601796860	429263129	172533731	55635067	41164586	14470482

1. Revised figures.

Source: Statistical Centre of Iran.

**8.14. COMPENSATION OF WAGE AND SALARY EARNERS IN MANUFACTURING  
ESTABLISHMENTS WITH 10 OR MORE WORKERS BY TYPE OF ACTIVITY AND SIZES,  
THE YEAR 1398** (mln rials)

Activity	Total	10-49 workers	50-99 workers	100 and more workers
<b>Total .....</b>	<b>886159398</b>	<b>149144259</b>	<b>79583212</b>	<b>657431928</b>
Manufacture of food products .....	116385543	25114701	12725161	78545681
Manufacture of beverages .....	7165356	852782	683819	5628755
Manufacture of tobacco products.....	7224659	35049	82661	7106950
Manufacture of textiles .....	36924847	8268820	5723477	22932551
Manufacture of wearing apparel .....	3806199	1515387	671742	1619070
Manufacture of leather and related products.....	3411640	1276109	579062	1556469
Manufacture of wood and of products of wood and cork, except furniture; manufacture of articles of straw and plaiting materials.....	6119689	1672174	899173	3548343
Manufacture of paper and paper products.....	14129206	3015333	2331111	8782762
Printing and reproduction of recorded media.....	5933232	2288559	858445	2786228
Manufacture of coke, refined petroleum products .....	34009679	3261114	1185766	29562800
Manufacture of chemicals and chemical products .....	103940663	9016381	5596492	89327789
Manufacture of pharmaceuticals, medicinal chemical and botanical products .....	20380384	1453038	1841903	17085443
Manufacture of rubber and plastic products.....	43175697	14510409	7892299	20772989
Manufacture of other non-metallic mineral products.....	93832447	27133247	7134799	59564401
Manufacture of basic metals .....	143463396	5713436	5373478	132376482
Manufacture of fabricated metal products, except machinery and equipment .....	43786237	15463752	6934076	21388409
Manufacture of computer, electronic and optical products	11956935	1915943	1099742	8941249
Manufacture of electrical equipment .....	34965480	6361310	4831041	23773129
Manufacture of machinery and equipment n.e.c. ....	37353773	9223503	5900822	22229448
Manufacture of motor vehicles, trailers and semi-trailers...	79081284	3890221	3704599	71486463
Manufacture of other transport equipment.....	22113056	658502	707318	20747236
Manufacture of furniture .....	6469187	3112934	879732	2476521
Manufacture of other manufacturing n.e.c. ....	7786451	2984269	1883712	2918470
Repair and installation of machinery and equipment.....	2744357	407286	62782	2274289

Source: Statistical Centre of Iran.

**8.15. INVESTMENT (CHANGES IN NON-FINANCIAL ASSETS) IN MANUFACTURING ESTABLISHMENTS WITH 10 OR MORE WORKERS BY TYPE OF NON-FINANCIAL ASSETS AND SIZE** (mln rials)

Year and size of establishments	Total	Machinery and ...	Office equipment	Vehicles
1385.....	59123883	33769222	1155467	1405431
1390.....	97488338	46136404	3337112	2537104
1394 <sup>(1)</sup> .....	184720626	76459429	4529826	5265509
1395.....	234890837	128638671	5984487	734440
1396 <sup>(1)</sup> .....	257332243	155333113	7035090	8335423
1397.....	639726529	183480431	8188782	8709360
<b>1398.....</b>	<b>515834850</b>	<b>213510555</b>	<b>12947179</b>	<b>9737729</b>
10-49 workers .....	48456160	29790039	1013596	1876576
50-99 workers .....	29975221	15292511	944690	942470
100 and more workers .....	437403467	168428007	10988893	6918683

Year and size of establishments	Building (without land)	Land	Computer software
1385 .....	20770786	1847190	175788
1390 .....	30429780	14413909	634029
1394 <sup>(1)</sup> .....	54339414	41785847	2340601
1395 .....	85247052	13499873	786314
1396 <sup>(1)</sup> .....	73104515	11781234	1742868
1397 .....	414259931	21181732	3906292
<b>1398 .....</b>	<b>228866483</b>	<b>47478930</b>	<b>3293976</b>
10-49 workers .....	10541759	4760831	473363
50-99 workers .....	8162029	3913353	720167
100 and more workers .....	210162695	38804746	2100446

1. Revised figures.

Source: Statistical Centre of Iran.



**8.16. INVESTMENT (CHANGES IN NON-FINANCIAL ASSETS) IN MANUFACTURING ESTABLISHMENTS WITH 10 OR MORE WORKERS BY TYPE OF ACTIVITY AND SIZE, THE YEAR 1398** (mln rials)

Activity	Total	10-49 workers	50-99 workers	100 and more workers
<b>Total .....</b>	<b>515834850</b>	<b>48456160</b>	<b>29975221</b>	<b>437403468</b>
Manufacture of food products .....	70472321	12821438	4387236	53263647
Manufacture of beverages .....	9242754	110397	105997	9026360
Manufacture of tobacco products.....	5052521	5536	0	5046985
Manufacture of textiles .....	15901010	1661726	1517791	12721494
Manufacture of wearing apparel .....	531233	371565	120400	39268
Manufacture of leather and related products.....	1829569	590262	130107	1109201
Manufacture of wood and of products of wood and cork, except furniture; manufacture of articles of straw and plaiting materials .....	4575889	1054954	1771848	1749087
Manufacture of paper and paper products.....	8603877	1062839	1120459	6420580
Printing and reproduction of recorded media.....	2755704	326155	350051	2079499
Manufacture of coke, refined petroleum products .....	139891349	411718	334773	139144858
Manufacture of chemicals and chemical products .....	64776520	4487498	1691188	58597834
Manufacture of pharmaceuticals, medicinal chemical and botanical products .....	17203806	808918	1028131	15366758
Manufacture of rubber and plastic products.....	14780442	3139465	4542208	7098769
Manufacture of other non-metallic mineral products...	43695707	11462273	2515228	29718206
Manufacture of basic metals .....	56498030	1567809	2638503	52291718
Manufacture of fabricated metal products, except machinery and equipment .....	11646088	3088294	1391742	7166052
Manufacture of computer, electronic and optical products.....	2083274	638689	208924	1235661
Manufacture of electrical equipment .....	8701724	1748815	1089367	5863542
Manufacture of machinery and equipment n.e.c. ....	11193796	1053861	1747264	8392670
Manufacture of motor vehicles, trailers and semi-trailers .....	22424500	675460	2774057	18974983
Manufacture of other transport equipment.....	717562	221905	84072	411585
Manufacture of furniture .....	588062	386253	5962	195846
Manufacture of other manufacturing n.e.c. ....	1697089	735766	344601	616722
Repair and installation of machinery and equipment...	972021	24566	75312	872143

Source: Statistical Centre of Iran.

**8.17.INPUTS VALUE RESULTED FROM MANUFACTURING ACTIVITIES OF MANUFACTURING ESTABLISHMENTS WITH 10 OR MORE WORKERS BY TYPE OF ACTIVITY AND SIZE**

(mln rials)

Year and activity	Total	10-49 workers	50-99 workers	100 and more workers
1385.....	330022444	50308932	22177648	257535865
1390.....	774982900	113327725	60787569	600867606
1394 <sup>(1)</sup> .....	1414440542	196836381	110491757	1107112403
1395 <sup>(1)</sup> .....	1756333001	240188501	124219393	1391925107
1396 <sup>(1)</sup> .....	2166162663	289048087	147100396	1730014180
1397.....	3118741231	439085343	236619150	2443036738
<b>1398.....</b>	<b>4650900175</b>	<b>677820450</b>	<b>319847871</b>	<b>3653231854</b>
Manufacture of food products .....	544822588	158123358	50919698	335779532
Manufacture of beverages .....	45548998	3652902	1485328	40410768
Manufacture of tobacco products.....	52863218	99151	672091	52091977
Manufacture of textiles .....	113002511	28068495	15085635	69848381
Manufacture of wearing apparel .....	9361986	3734370	1519230	4108387
Manufacture of leather and related products.....	10628981	5398168	1398088	3832725
Manufacture of wood and of products of wood and cork, except furniture; manufacture of articles of straw and plaiting materials .....	32459688	6550444	3301649	22607595
Manufacture of paper and paper products.....	63305987	12900120	6209387	44196480
Printing and reproduction of recorded media.....	20068348	6782607	3749820	9535921
Manufacture of coke, refined petroleum products .....	353573202	28925177	11990795	312657229
Manufacture of chemicals and chemical products .....	1106712269	54708846	29920824	1022082600
Manufacture of pharmaceuticals, medicinal chemical and botanical products .....	140573023	7308950	7876642	125387432
Manufacture of rubber and plastic products.....	182151786	63906936	32227503	86017347
Manufacture of other non-metallic mineral products.....	351688143	86859026	24628171	240200946
Manufacture of basic metals .....	904966983	48448677	38119789	818398518
Manufacture of fabricated metal products, except machinery and equipment .....	133065824	53207171	21131631	58727022
Manufacture of computer, electronic and optical products .....	46111422	10508595	6672610	28930217
Manufacture of electrical equipment .....	153273457	28319544	19842878	105111034
Manufacture of machinery and equipment n.e.c. ....	132780506	30820421	21470624	80489461
Manufacture of motor vehicles, trailers and semi-trailers .....	161825758	11505725	9796682	140523352
Manufacture of other transport equipment.....	36454328	2521289	4030893	29902146
Manufacture of furniture .....	17031550	9917054	2052223	5062273
Manufacture of other manufacturing n.e.c.....	28968424	13793510	5644245	9530669
Repair and installation of machinery and equipment.....	9661194	1759915	101437	7799842

1. Revised figures.

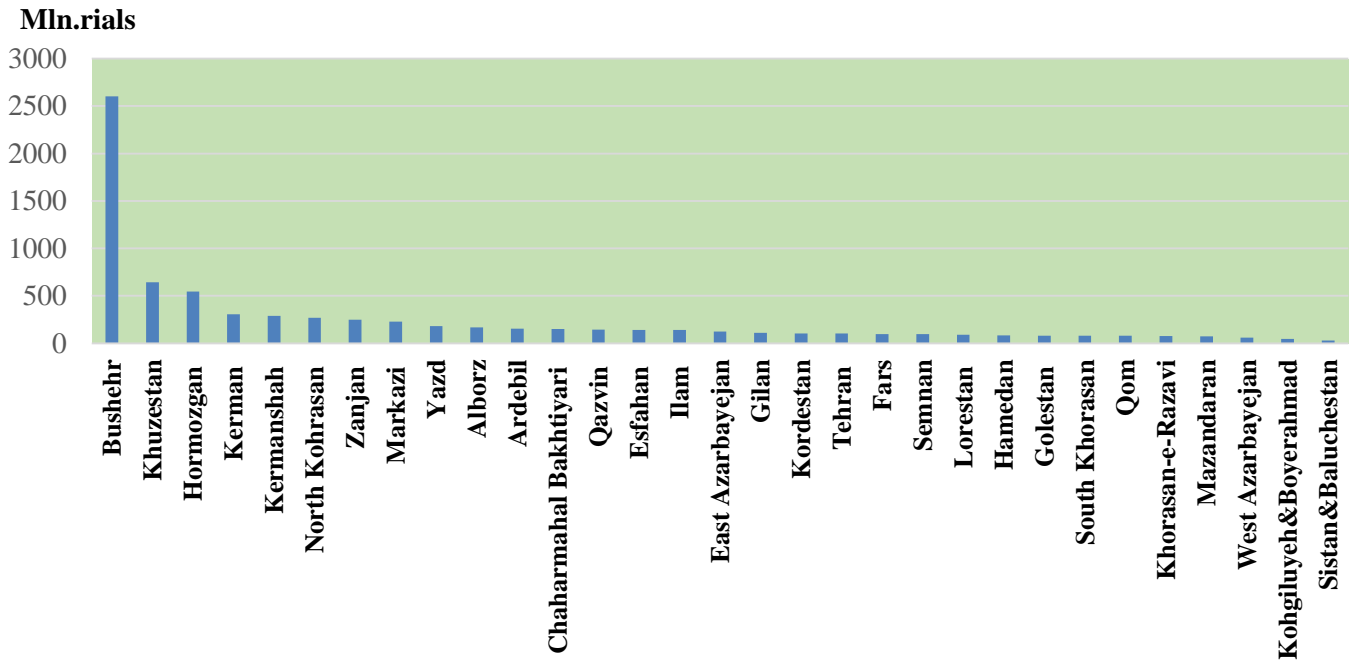
Source: Statistical Centre of Iran.

**8.18. VALUE-ADDED RESULTED FROM MANUFACTURING ACTIVITIES OF MANUFACTURING ESTABLISHMENTS WITH 10 OR MORE WORKERS BY OSTAN AND SIZE, THE YEAR 1398**  
(mln rials)

Ostan	Total	10-49 workers	50-99 workers	100 and more workers
<i>Total country</i> .....	<b>4650900175</b>	<b>677820450</b>	<b>319847871</b>	<b>3653231854</b>
East Azarbayejan.....	213279620	47626836	22485299	143167484
West Azarbayejan .....	42075752	11316932	3663092	27095728
Ardebil .....	40335334	13230062	4387358	22717913
Esfahan .....	523419397	62118523	36859327	424441547
Alborz .....	275838033	45665183	37766780	192406070
Ilam .....	5601705	544327	71447	4985932
Bushehr .....	549248239	3776088	1076100	544396052
Tehran .....	574810320	135973550	42171821	396664949
Chaharmahal & Bakhtiari .....	35265881	5544289	2309050	27412542
South Khorasan .....	11637237	3770327	1565679	6301230
Khorasan-e-Razavi.....	176983511	45174638	16151012	115657860
North Khorasan .....	36182838	3531439	263943	32387455
Khuzestan .....	415931172	19568220	9825141	386537811
Zanjan .....	117695436	12000006	15534504	90160927
Semnan.....	91819877	46261799	7073768	38484310
Sistan & Baluchestan .....	11477016	5176793	802826	5497398
Fars .....	123645058	37569624	9806933	76268501
Qazvin .....	188498506	26681637	13884737	147932132
Qom .....	58958320	16099229	13018434	29840657
Kordestan .....	23336903	5913452	2151315	15272136
Kerman .....	206052720	9258362	8048879	188745479
Kermanshah .....	75404516	7687795	2456173	65260549
Kohgiluyeh&Boyerahmad .....	2865489	1181230	121884	1562375
Golestan .....	34257132	12076546	7532141	14648446
Gilan.....	94410654	10780331	7930123	75700201
Lorestan.....	30839103	7475415	3168885	20194803
Mazandaran.....	83128670	19833212	9573297	53722161
Markazi .....	259359175	22461671	15375556	221521947
Hormozgan.....	137336855	8769342	8474069	120093444
Hamedan .....	32222118	8722364	2749189	20750565
Yazd .....	178983589	22031229	13549110	143403250

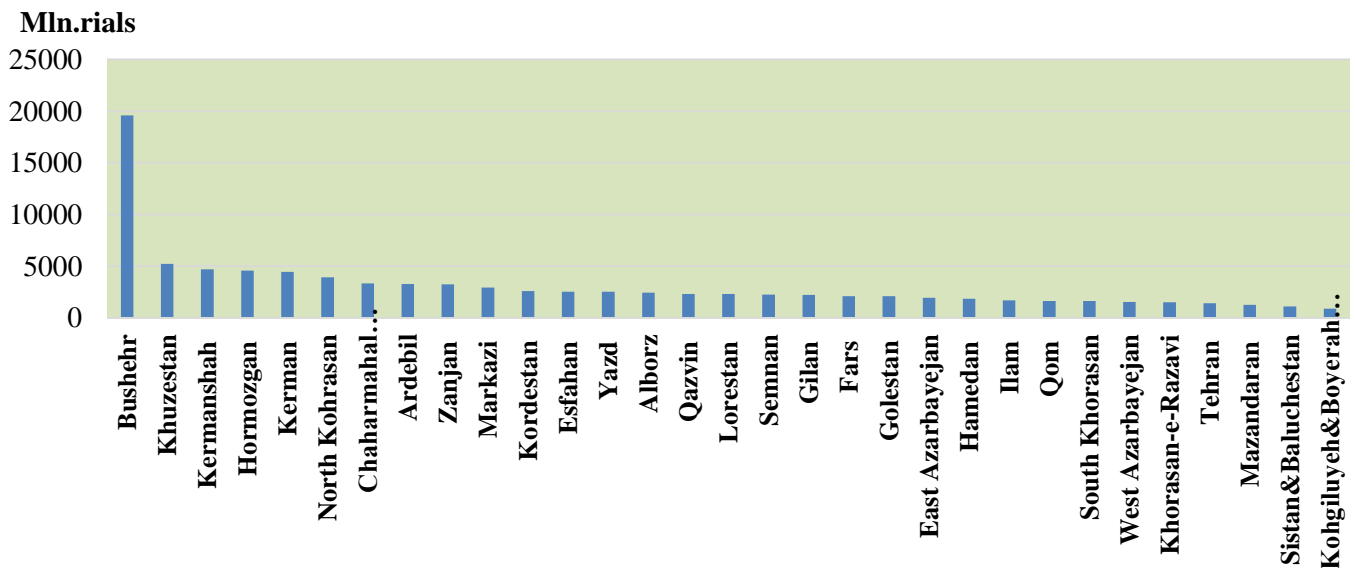
Source: Statistical Centre of Iran.

### 8.5. PRODUCTIVITY OF MANUFACTURING ESTABLISHMENTS WITH 10 AND MORE WORKERS BY OSTAN, THE YEAR 1398



For data see Tables 8.9 & 8.18.

### 8.6. PRODUCTIVITY OF WORKERS IN MANUFACTURING ESTABLISHMENTS WITH 10 AND MORE WORKERS BY OSTAN, THE YEAR: 1398



For data see Tables 8.12 & 8.18.

**8.19. PAYMENTS AND RECEIPTS OF MANUFACTURING ESTABLISHMENTS WITH 10 OR MORE WORKERS FOR NON-INDUSTRIAL SERVICES BY TYPE OF INDUSTRY AND SIZE** (mln rials)

Year and activity	Payments			
	Total	10-49 workers	50-99 workers	100 and more workers
1385.....	30525778	3656827	1737624	25131327
1390.....	74210212	7040710	4364382	62805121
1394 <sup>(1)</sup> .....	233727399	11462164	7529713	214735523
1395 <sup>(1)</sup> .....	247068587	13612726	8579543	224876318
1396 <sup>(1)</sup> .....	276880671	15687046	11624014	249569611
1397.....	379211270	21110630	13838740	344261899
<b>1398.....</b>	<b>558164307</b>	<b>36264984</b>	<b>18214077</b>	<b>503685246</b>
Manufacture of food products .....	40292111	6094339	3270897	30926874
Manufacture of beverages.....	7744813	210429	81389	7452995
Manufacture of tobacco products.....	2579764	3146	14421	2562198
Manufacture of textiles .....	4372436	1283296	680132	2409008
Manufacture of wearing apparel .....	653357	168587	46825	437945
Manufacture of leather and related products.....	820878	288551	49491	482836
Manufacture of wood and of products of wood and cork, except furniture; manufacture of articles of straw and plaiting materials .....	1784969	357528	194655	1232786
Manufacture of paper and paper products.....	5254200	405178	280378	4568644
Printing and reproduction of recorded media.....	1086160	310498	121612	654050
Manufacture of coke, refined petroleum products .....	97379256	4566554	846737	91965965
Manufacture of chemicals and chemical products .....	150749363	2726406	1959610	146063347
Manufacture of pharmaceuticals, medicinal chemical and botanical products .....	12853624	250717	680293	11922614
Manufacture of rubber and plastic products.....	10429916	2601557	1799655	6028705
Manufacture of other non-metallic mineral products.....	26216362	5264859	1356869	19594634
Manufacture of basic metals .....	80926397	2568741	1447081	76910575
Manufacture of fabricated metal products, except machinery and equipment .....	13458248	3656909	1593536	8207803
Manufacture of computer, electronic and optical products .....	4714322	759514	394522	3560287
Manufacture of electrical equipment .....	11592295	1396324	967429	9228542
Manufacture of machinery and equipment n.e.c .....	9328091	1651761	1076077	6600253
Manufacture of motor vehicles, trailers and semi-trailers .....	71021818	531640	741315	69748863
Manufacture of other transport equipment.....	1567861	172479	146338	1249044
Manufacture of furniture .....	1066181	453604	125361	487216
Manufacture of other manufacturing n.e.c. ....	1733474	477770	325099	930605
Repair and installation of machinery and equipment.....	538412	64597	14357	459457

**8.19. PAYMENTS AND RECEIPTS OF MANUFACTURING ESTABLISHMENTS WITH 10 OR MORE WORKERS FOR NON-INDUSTRIAL SERVICES BY TYPE OF ACTIVITY AND SIZE (continued)** (mln rials)

Year and activity	Receipts			
	Total	10-49 workers	50-99 workers	100 and more workers
1385.....	2091111	381017	143792	1566302
1390.....	9337036	649959	485013	8202064
1394 <sup>(1)</sup> .....	62957023	1085658	695977	61175388
1395 <sup>(1)</sup> .....	69732910	612778	807213	68312919
1396 <sup>(1)</sup> .....	75471347	1134243	1829146	72507958
1397.....	93681191	1030427	6347398	86303366
<b>1398.....</b>	<b>108893750</b>	<b>3038625</b>	<b>1074900</b>	<b>104780225</b>
Manufacture of food products .....	1768271	353693	450875	963702
Manufacture of beverages.....	179785	13311	3424	163050
Manufacture of tobacco products.....	1232937	0	373	1232564
Manufacture of textiles .....	402997	221572	11155	170270
Manufacture of wearing apparel .....	1252	1233	19	0
Manufacture of leather and related products.....	3008	1312	66	1630
Manufacture of wood and of products of wood and cork, except furniture; manufacture of articles of straw and plaiting materials.....	94117	34347	18851	40920
Manufacture of paper and paper products.....	331892	19295	1587	311009
Printing and reproduction of recorded media.....	1185926	14353	1533	1170040
Manufacture of coke, refined petroleum products .....	52956298	25955	295	52930049
Manufacture of chemicals and chemical products .....	15578316	778952	44073	14755291
Manufacture of pharmaceuticals, medicinal chemical and botanical products .....	430430	449	7348	422632
Manufacture of rubber and plastic products.....	515030	160230	58457	296343
Manufacture of other non-metallic mineral products.....	1367567	619499	198626	549442
Manufacture of basic metals .....	9429045	96437	75676	9256933
Manufacture of fabricated metal products, except machinery and equipment .....	441924	64607	30201	347116
Manufacture of computer, electronic and optical products .....	1153834	320748	1814	831272
Manufacture of electrical equipment .....	343741	44296	56426	243019
Manufacture of machinery and equipment n.e.c. ....	752325	135030	31146	586149
Manufacture of motor vehicles, trailers and semi-trailers .....	19888248	92045	73653	19722549
Manufacture of other transport equipment.....	685562	0	1252	684310
Manufacture of furniture .....	113867	23203	413	90251
Manufacture of other manufacturing n.e.c.....	37379	18058	7637	11683
Repair and installation of machinery and equipment.....	0	0	0	0

1. Revised figures.

Source: Statistical Centre of Iran.

### 8.20. GENERAL CHARACTERISTICS OF MANUFACTURING COOPERATIVES BY YEAR AND OSTAN AT THE END OF THE YEAR

Description	Number	Member	Employed	Capital (mln rials)
<i>Registered cooperatives <sup>(1)</sup></i>				
1380.....	8764	138339	87105	1932083
1385.....	18329	237158	177488	2716607
1390.....	31662	327743	315094	6172181
1395.....	38166	412376	391663	23759031
1396.....	38940	423745	402905	48179225
1397.....	39677	432296	412056	41136133
1398.....	40329	438080	421121	42339597
<b>1399.....</b>	<b>16823</b>	<b>000</b>	<b>183044</b>	<b>29800102</b>
<i>Cooperatives under establishment</i>				
1380.....	475	5457	4911	75107
1385.....	3503	38966	36596	415501
1390.....	5824	48676	71936	411966
1395.....	5365	55358	63509	1827056
1396.....	5072	49530	58390	10214927
1397.....	5086	48974	57989	10580735
1398.....	5419	52146	63830	10697956
<b>1399.....</b>	<b>5787</b>	<b>000</b>	<b>65358</b>	<b>10698402</b>
<i>Operating cooperatives</i>				
1380.....	3738	66788	46542	1550468
1385.....	8291	116028	88624	1935014
1390.....	12164	153375	120322	4731922
1395.....	11530	135624	117401	15018253
1396.....	11186	136928	115546	25719592
1397.....	11125	137366	119639	18112005
1398.....	11050	136455	117873	19092635
<b>1399.....</b>	<b>11036</b>	<b>136311</b>	<b>117686</b>	<b>19101700</b>

**8.20. GENERAL CHARACTERISTICS OF MANUFACTURING COOPERATIVES BY YEAR AND OSTAN AT THE END OF THE YEAR (continued)**

Description	Number	Member	Employed	Capital (mln rials)
East Azarbayejan.....	845	8455	9118	442374
West Azarbayejan .....	189	1500	2040	531683
Ardebil .....	158	1422	1252	2332981
Esfahan.....	432	9063	4209	623852
Alborz .....	68	837	972	260477
Ilam .....	177	1438	1298	51517
Bushehr .....	394	3108	4847	693283
Tehran .....	540	14557	12694	513612
Chaharmahal&Bakhtiyari .....	375	2825	2915	139337
South Khorasan .....	162	2531	1542	53507
Khorasan-e-Razavi.....	741	10604	7092	586675
North Khorasan .....	226	1986	1918	116588
Khuzestan .....	638	5360	6423	158277
Zanjan .....	113	929	934	384318
Semnan.....	168	1599	2069	407635
Sistan&Baluchestan .....	231	3400	4539	252504
Fars .....	827	9593	8949	5637862
Qazvin .....	89	751	1242	192077
Qom .....	175	1709	1780	374056
Kordestan .....	256	2113	2032	706696
Kerman .....	533	6242	4695	130409
Kermanshah .....	356	3463	4312	517232
Kohgiluyeh&Boyerahmad .....	279	2144	2861	532573
Golestan .....	421	3214	3120	301788
Gilan.....	322	3548	3011	695394
Lorestan.....	357	2846	3243	113892
Mazandaran.....	742	6342	6478	910819
Markazi .....	314	3704	2838	424892
Hormozgan.....	382	3377	3977	44761
Hamedan .....	196	2158	2010	104675
Yazd .....	330	15493	3276	865953

1. Excluding cooperatives non-operation cooperatives as of the year1399.

Source: Ministry of Cooperatives, Labor and Social Welfare.



### 8.21. GENERAL CHARACTERISTICS OF HAND-WOVEN CARPET COOPERATIVES BY YEAR AND OSPAN AT THE END OF THE YEAR

Description	Number	Member	Employed	Capital (mln rials)
<i>Registered cooperatives <sup>(1)</sup></i>				
1380.....	997	114940	59489	31812
1385.....	1954	124127	71006	56162
1390.....	3031	92984	84082	131297
1395.....	3778	165010	109292	187626
1396.....	3879	166449	113615	210406
1397.....	3999	168051	110481	240244
1398.....	4115	169353	111247	249559
<b>1399.....</b>	<b>1863</b>	<b>000</b>	<b>43082</b>	<b>151748</b>
<i>Cooperatives under establishment</i>				
1380.....	14	185	349	166
1385.....	344	2827	5228	13990
1390.....	443	4115	7546	57590
1395.....	567	5591	16381	21319
1396.....	521	5211	16037	22856
1397.....	573	5618	15798	40594
1398.....	660	6181	16006	39100
<b>1399.....</b>	<b>714</b>	<b>000</b>	<b>16022</b>	<b>38890</b>
<i>Operating cooperatives</i>				
1380.....	463	67906	31010	19454
1385.....	963	73234	36791	29045
1390.....	1343	67882	33792	41860
1395.....	1152	57792	28892	74966
1396.....	1164	56622	31072	92657
1397.....	1177	57841	27310	103134
1398.....	1150	58667	27089	112868
<b>1399.....</b>	<b>1149</b>	<b>58660</b>	<b>27060</b>	<b>112858</b>

**8.21. GENERAL CHARACTERISTICS OF HAND-WOVEN CARPET COOPERATIVES BY YEAR AND OSTAN AT THE END OF THE YEAR (continued)**

Description	Number	Member	Employed	Capital (mln rials)
East Azarbayejan.....	116	2812	1364	19395
West Azarbayejan .....	34	3489	2868	17116
Ardebil .....	49	473	677	1334
Esfahan .....	41	34414	3645	12290
Alborz .....	3	126	2	90
Ilam .....	36	347	331	492
Bushehr .....	29	264	423	941
Tehran .....	55	938	2061	713
Chaharmahal&Bakhtiyari .....	34	2245	3807	2355
South Khorasan .....	19	334	659	2654
Khorasan-e-Razavi.....	82	1403	2172	11393
North Khorasan .....	23	177	123	553
Khuzestan .....	36	424	662	1344
Zanjan .....	11	90	174	322
Semnan.....	13	185	229	1238
Sistan&Baluchestan .....	13	221	434	465
Fars .....	93	4002	1921	6090
Qazvin .....	13	91	114	163
Qom .....	6	77	104	467
Kordestan .....	15	465	264	333
Kerman .....	64	1843	858	11728
Kermanshah .....	23	604	638	426
Kohgiluyeh&Boyerahmad .....	31	256	311	746
Golestan .....	44	562	386	499
Gilan.....	45	422	432	9943
Lorestan.....	97	1271	1090	1461
Mazandaran.....	42	398	428	658
Markazi .....	20	141	254	237
Hormozgan.....	29	226	219	1268
Hamedan .....	16	169	238	701
Yazd .....	17	191	172	5446

1. Excluding cooperatives non-operation cooperatives as of the year1399.

Source: Ministry of Cooperatives, Labor and Social Welfare.